

## Chapter : 3106 Jordan Maritime Authority

**Creation:** Jordan Maritime Commission was established under the Jordan Maritime Commission Law No. (47) for the year 2002 dated 16/8/2002 and the permanent law No. (46) for the year 2006 was issued as a law for the Jordan Maritime Commission dated 1/10/2006.

**Vision :** Towards a secure, developed and sustainable maritime sector serving social and economic development.

**Mission:** Reaching the best standards of regulating, monitoring and developing the maritime sector in Jordan including all its maritime legislations, transportation modes, services and human resources, taking into account enhancing the maritime safety and security, efficient navigation as well as protecting the marine environment to enhance the efficiency of the sector and provide the best services to the beneficiaries, and strengthen partnership with local and international entities.

**Legal Framework :** Jordan Maritime Authority Law No. (46) for the year 2006, and amendments thereto.

### Tasks of the Ministry / Department:

- Grant work practicing licenses in all sector's activities in coordination and cooperation with competent authorities taking into account the provisions of Aqaba Special Economic Zone applicable law
- Issue the official documents to workers in the sector, including certificates of eligibility and non- objection permits to departure the ships from territorial waters after ensuring that there is no technical or judicial reservation.
- Conduct the maritime inspection and control inside Aqaba port within the Jordanian regional water as per national legislations and
- Monitor the maritime guidance works and coastal navigation, and follow up maritime research and rescue within the Jordanian regional water and outside it.
- Investigate maritime disasters and accidents within the Jordanian regional water and on the Jordanian ships wherever they existed
- Recommend bilateral, regional and international maritime agreements and follow up their implementation.
- Cooperation and coordination with local, regional and international authorities related to the Authority work and the Kingdom's representation in the commissions, organizations, councils, federations and regional and international maritime committees and follow up their activities.
- Prepare studies, collect data and information related to the sector and classify and analyze them, and issue periodical reports and bulletins about the sector activities.
- Exercising the powers of Aqaba Port Department stipulated in the applicable maritime trade law
- Take the necessary actions to ensure that ships meet the requirements of maritime security, health security, protection of the marine environment, maritime telecommunications of the Global Maritime Distress and Safety Network and confront the effects of maritime disasters that include shores & ships , and organize, document, control and seize contravening vessels, taking into account the provisions of the Aqaba Special Economic Zone Law.
- Regulating entry of ships into territorial waters, searching for fallen objects at sea and collect fees, charges and allowances under a Bylaw issued to this end.

### Ministry/Department Contribution to the Achievement of the National Objectives:

- Create an investment environment capable of attracting foreign capitals and encouraging local investments
- Improve the level of services provided for citizens and justice in distribution

### Major Issues and Challenges which face the Ministry / Department:

- Covering the Jordanian Maritime Commission with Civil Service Bylaw which loses it the capacity to choose technical staffs and employ the appropriate competences.
- Inability to participate in all international meetings and technical committees especially those affiliated with the International Maritime Organization due to limited financial allocations.
- Competences dropout due to the gap in salaries among staff of Jordanian Maritime Commission and other neighbouring countries
- The need to accelerate the update of Jordanian maritime legislation, led by Jordanian maritime law (considered in the draft law in the Legislation and Opinion Bureau from 2014 to date ) to be a legal reference for the maritime transport in Jordan in accordance with international standards, especially after the establishment of a port system in the southern region as well as the position and competitiveness of the Aqaba port as an attractive area for investment.

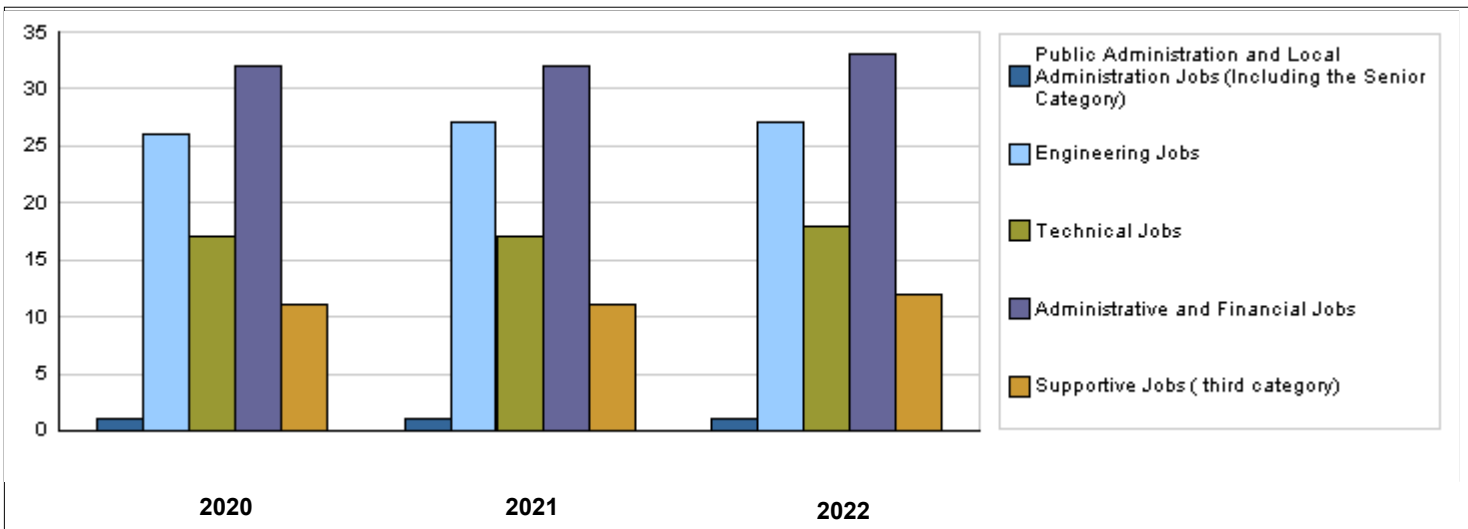
## CHAPTER : 3106 Jordan Maritime Authority

### Strategic Objectives and Performance Indicators of the Ministry / Department

Strategic Objective	Performance Indicator	Base year	Value	Actual Value	Target Value	Preliminary Self Evaluation	Target Value		
				2020	2021	2021	2022	2023	2024
1 - To develop the legal and regulatory framework of the sector	1 Percentage of sector contribution to the GDP	2015	%15	%17	%18	%18	%19	%20	%21
2 - Review and improve the Jordanian marine sector / system in terms of efficiency and regulatory.	1 Number of international agreements	2015	32	32	37	33	34	35	36
	2 Number of marine academies and colleges	2015	1	2	2	2	2	2	2
3 - Upgrade the level of administration and develop institutional performance and transparency	1 Percentage of the upgrading and developing of performance level in the Authority	2020	%20	%20	-	-	%20	%30	%35
4 - Building capacities and training in the field of maritime transport	1 Percentage of trained and qualified maritime staffs and employees in the sector	2020	%25	%25	-	-	%25	%30	%35
5 - Develop the legislations regulating the maritime transport sector	1 Percentage of achievement of the issued and amended maritime instructions, regulations and laws	2020	%20	%20	-	-	%20	%30	%35
6 - Promoting partnership with the private sector to increase investments in the maritime transport sector	1 Percentage of achievement in studying the establishment of a center for maritime incidents investigation and research and rescue center and also, the provision of required equipment and opening economically benefiting opportunities	2020	%25	%25	-	-	%25	%30	%35

### Number of Staff of the Ministry / Department

Group	Job	2020			2021			Preliminary 2022		
		Male	Female	Total	Male	Female	Total	Male	Female	Total
Public Administration and Local Administration Jobs (Including the Senior Category)	Leadership and supervisory jobs	1	0	1	1	0	1	1	0	1
Engineering Jobs	Engineers	25	1	26	26	1	27	26	1	27
Technical Jobs	Technical Jobs	17	0	17	17	0	17	18	0	18
Administrative and Financial Jobs	Administrative and Financial Jobs	17	15	32	17	15	32	18	15	33
Supportive Jobs ( third category)	Support jobs	10	1	11	10	1	11	11	1	12
<b>Total</b>		<b>70</b>	<b>17</b>	<b>87</b>	<b>71</b>	<b>17</b>	<b>88</b>	<b>74</b>	<b>17</b>	<b>91</b>
<b>Total Cost of Salaries</b>		<b>883590</b>	<b>214586</b>	<b>1098176</b>	<b>889114</b>	<b>212886</b>	<b>1102000</b>	<b>992901</b>	<b>228099</b>	<b>1221000</b>



**Key Information of the Ministry / Department**

<b>No.</b>	<b>Description</b>	<b>2018</b>	<b>2019</b>	<b>2020</b>	<b>2021</b>	<b>2022</b>
<b>1</b>	<b>Number of memorandums of understanding (MOU)</b>	<b>36</b>	<b>38</b>	<b>40</b>	<b>41</b>	<b>41</b>
<b>2</b>	<b>Number of ships registered under the Jordanian flag</b>	<b>32</b>	<b>33</b>	<b>33</b>	<b>34</b>	<b>34</b>

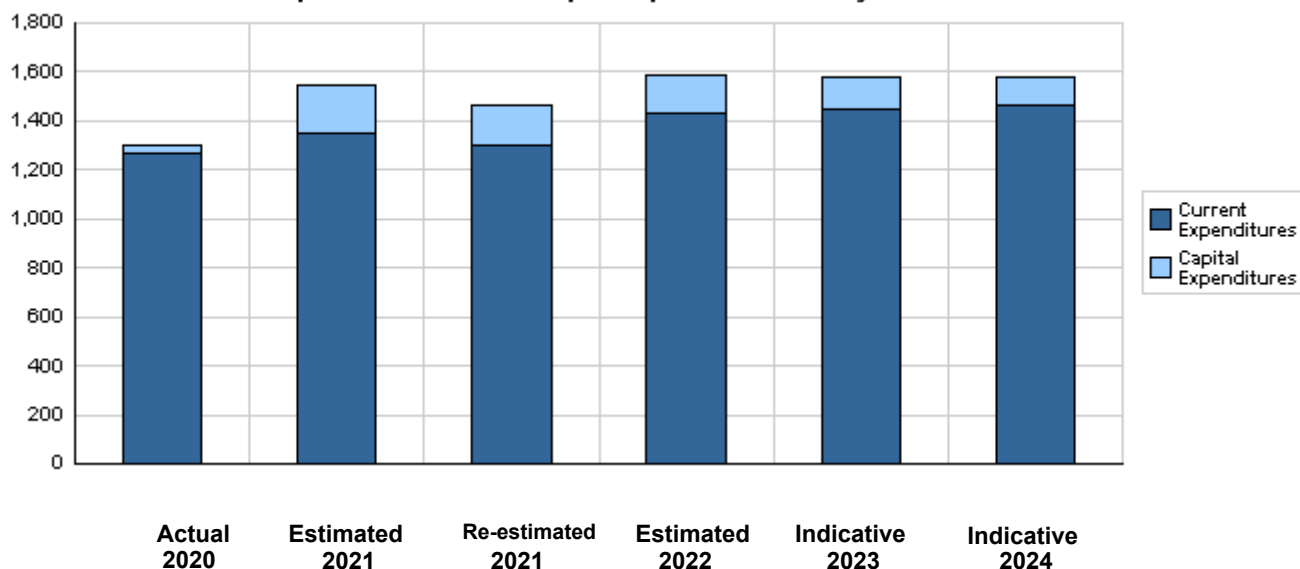
**Overall Summary of Expenditures for Chapter 3106- Jordan Maritime Authority  
for the Years 2020 - 2024**

( In JDs )

Description		Actual 2020	Estimated 2021	Re-estimated 2021	Estimated 2022	Indicative 2023 2024	
<b>Group</b>	<b>Current Expenditures</b>						
2111	Salaries, Wages and Allowances	977,452	1,018,000	984,000	1,091,000	1,106,000	1,121,000
2121	Social Security Contributions	120,724	131,000	118,000	130,000	133,000	135,000
2211	Use of Goods and Services	114,662	132,000	127,000	138,000	140,000	141,000
2821	Other Current Expenditures	52,913	70,000	69,000	70,000	70,000	70,000
<b>Total current expenditures</b>		<b>1,265,751</b>	<b>1,351,000</b>	<b>1,298,000</b>	<b>1,429,000</b>	<b>1,449,000</b>	<b>1,467,000</b>
<b>Capital Expenditures</b>							
2211	Use of Goods and Services	13,843	73,000	58,000	58,000	48,000	40,000
2822	Other Capital Expenditures	4,180	31,000	25,000	8,000	10,000	10,000
3112	Devices, Machinery and Equipment	19,944	89,000	87,000	94,000	72,000	60,000
<b>Total capital expenditures</b>		<b>37,967</b>	<b>193,000</b>	<b>170,000</b>	<b>160,000</b>	<b>130,000</b>	<b>110,000</b>
<b>Treasury</b>		<b>37,967</b>	<b>193,000</b>	<b>170,000</b>	<b>160,000</b>	<b>130,000</b>	<b>110,000</b>
<b>Total current and capital expenditures</b>		<b>1,303,718</b>	<b>1,544,000</b>	<b>1,468,000</b>	<b>1,589,000</b>	<b>1,579,000</b>	<b>1,577,000</b>

( Thousands of JDs )

**Graph of the current and capital expenditures for the years 2020 - 2024**

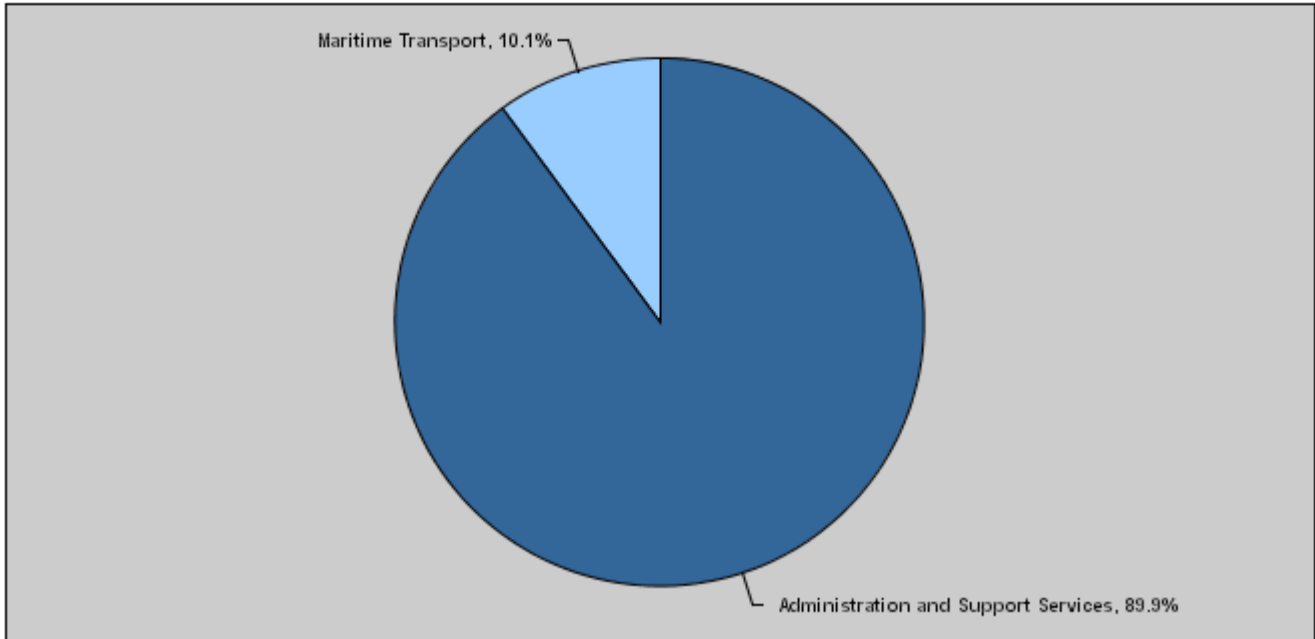


**Budget of Chapter 3106 - Jordan Maritime Authority  
For the Year 2022 Distributed According to Program**

( In JDs )

Prog.	Description	Current Expenditures	Capital Expenditures	Total Expenditures
6421	Administration and Support Services	1,429,000	0	1,429,000
6422	Maritime Transport	0	160,000	160,000
<b>Total</b>		<b>1,429,000</b>	<b>160,000</b>	<b>1,589,000</b>

**Total Expenditures for the Year 2022 Distributed According to Programs**



**Estimated Allocations for Females distributed according to Programs for the Years 2020 - 2024**

Program	2020	2021	2022	2023	2024
6421 Administration and Support Services	247000	261000	267000	271000	274000
<b>Total</b>	<b>247000</b>	<b>261000</b>	<b>267000</b>	<b>271000</b>	<b>274000</b>

**Budget Chapter 3106 - Jordan Maritime Authority Distributed According to the Program**

<b>6421</b>	<b>Administration and Support Services Program</b>
<b>Objective of the program :</b>	
Provide financial and administrative support for all the department's projects and programs.	
<b>The strategic objective related to the program :</b>	
Develop the legal and regulatory framework of the sector	
<b>Directorates associated with the program :</b>	
<ul style="list-style-type: none"> <li>- Financial &amp; Administrative Directorate.</li> <li>- Quality &amp; Institutional Development Unit.</li> <li>- Internal Control Unit.</li> <li>- Legal Affairs Unit</li> </ul>	
<b>Services provided by the program :</b>	
<ul style="list-style-type: none"> <li>- Training and development of employees.</li> <li>- Regulating administrative and financial affairs and administrative and financial control.</li> <li>- Regulating and prepare related laws.</li> <li>- Approving maritime agreements and follow up the signing of memorandums of understanding</li> </ul>	
<b>Staff working in the program :</b>	
The program is implemented through a functional staff in 2021 estimated with ( 88 ) staff, including ( 71 ) males and ( 17 ) females .	

**Key Performance Indicators for Program**

Performance Measurement Indicator	Base Year	Value	Actual value	Target Value	Preliminary Self Evaluation	Target Value		
			2020	2021		2021	2022	2023
1 Percentage of sector's contribution to GDP	2015	%15	%17	%18	%18	%19	%20	%21

Appropriations Of Administration and Support Services Program as Per Activities and Projects.

( In JDs )

Activities and Projects	Actual	Estimated	Re-estimated	Estimated	Indicative	
	2020	2021	2021	2022	2023	2024
<b>Current Expenditures</b>	<b>1,265,751</b>	<b>1,351,000</b>	<b>1,298,000</b>	<b>1,429,000</b>	<b>1,449,000</b>	<b>1,467,000</b>
601 Administrative and Support Services	1,265,751	1,351,000	1,298,000	1,429,000	1,449,000	1,467,000
<b>Capital Expenditures</b>	<b>0</b>	<b>0</b>	<b>0</b>	<b>0</b>	<b>0</b>	<b>0</b>
Program / Treasury	0	0	0	0	0	0
<b>Total Program</b>	<b>1,265,751</b>	<b>1,351,000</b>	<b>1,298,000</b>	<b>1,429,000</b>	<b>1,449,000</b>	<b>1,467,000</b>

**Budget Chapter 3106 - Jordan Maritime Authority Distributed According to the Program**

<b>6422</b>	<b>Maritime Transport Program</b>
<b>Objective of the program :</b>	
Maritime inspection and control on maritime ships and equipment inside Aqaba port and within the Jordanian regional water as per national legislations and related international agreements.	
<b>The strategic objective related to the program :</b>	
Review and improve the Jordanian marine sector / system in terms of efficiency and regulatory	
<b>Directorates associated with the program :</b>	
<ul style="list-style-type: none"> <li>- Maritime Safety and Technical Affairs Directorate</li> <li>- Sea Workers Affairs Directorate</li> <li>- International Agreements Directorate</li> <li>- Maritime Communication and Contact Freedom Directorate</li> </ul>	
<b>Services provided by the program :</b>	
<ul style="list-style-type: none"> <li>- Inspect ships which reach the Jordanian regional water.</li> <li>- control and regulate the sector works.</li> </ul>	
<b>Staff working in the program :</b>	
The program is implemented through the department's staff.	

**Key Performance Indicators for Program**

	Performance Measurement Indicator	Base Year	Value	Actual value	Target Value	Preliminary Self Evaluation	Target Value		
				2020	2021		2021	2022	2023
1	Number of international agreements	2015	32	32	37	33	34	35	36
2	Number of marine academies and colleges	2015	1	2	2	2	2	2	2

Appropriations Of Maritime Transport Program as Per Activities and Projects.

( In JDs )

Activities and Projects	Actual	Estimated	Re-estimated	Estimated	Indicative	
	2020	2021	2021	2022	2023	2024
Current Expenditures	0	0	0	0	0	0
Capital Expenditures	37,967	193,000	170,000	160,000	130,000	110,000
002 Development of maritime transportation sector	37,967	193,000	170,000	160,000	130,000	110,000
Program / Treasury	37,967	193,000	170,000	160,000	130,000	110,000
Total Program	37,967	193,000	170,000	160,000	130,000	110,000

**Chapter : 3106 Jordan Maritime Authority**

**( In JDs )**

<b>Current Activities Appropriations According to Program</b>								
<b>Prog.</b>	<b>Activites</b>		<b>Actual</b>	<b>Estimated</b>	<b>Re-estimated</b>	<b>Estimated</b>	<b>Indicative</b>	<b>Indicative</b>
			<b>2020</b>	<b>2021</b>	<b>2021</b>	<b>2022</b>	<b>2023</b>	<b>2024</b>
<b>6421</b>	<b>601</b>	<b>Administrative and Support Services</b>	<b>1265751</b>	<b>1351000</b>	<b>1298000</b>	<b>1429000</b>	<b>1449000</b>	<b>1467000</b>
		<b>Total of Program</b>	<b>1265751</b>	<b>1351000</b>	<b>1298000</b>	<b>1429000</b>	<b>1449000</b>	<b>1467000</b>
		<b>Total</b>	<b>1265751</b>	<b>1351000</b>	<b>1298000</b>	<b>1429000</b>	<b>1449000</b>	<b>1467000</b>

<b>Capital Projects Appropriations According to Program</b>								
<b>Prog.</b>	<b>Projects</b>		<b>Actual</b>	<b>Estimated</b>	<b>Re-estimated</b>	<b>Estimated</b>	<b>Indicative</b>	<b>Indicative</b>
			<b>2020</b>	<b>2021</b>	<b>2021</b>	<b>2022</b>	<b>2023</b>	<b>2024</b>
<b>6422</b>	<b>002</b>	<b>Development of maritime transportation sector</b>	<b>37967</b>	<b>193000</b>	<b>170000</b>	<b>160000</b>	<b>130000</b>	<b>110000</b>
		<b>Total of Program</b>	<b>37967</b>	<b>193000</b>	<b>170000</b>	<b>160000</b>	<b>130000</b>	<b>110000</b>
		<b>Total</b>	<b>37967</b>	<b>193000</b>	<b>170000</b>	<b>160000</b>	<b>130000</b>	<b>110000</b>



# Overall Summary of Current Expenditures for the Years 2020 - 2024

Chapter: 3106 Jordan Maritime Authority

( In JDs )

Group	Item	Description	Actual 2020	Estimated 2021	Re-estimated 2021	Estimated 2022	Indicative 2023	Indicative 2024
<b>21</b>		<b>Compensations of Employees</b>						
<b>2111</b>		<b>Salaries, Wages and Allowances</b>						
	102	Unclassified Employees	100072	100000	100000	101000	102000	103000
	103	Comprehensive Contract Employees	388454	394000	360000	410000	414000	418000
	105	Personal Cost of Living Allowance	89977	90000	90000	94000	95000	96000
	106	Family Cost of Living Allowance	12791	13000	13000	16000	17000	18000
	110	Overtime Allowance	14883	25000	25000	30000	30000	30000
	111	Additional Allowance	88797	107000	107000	130000	132000	135000
	112	Other Allowances	170657	174000	174000	177000	179000	181000
	113	Transportation Allowance	24306	25000	25000	28000	29000	30000
	114	Transport Allowance	4810	5000	5000	7000	8000	9000
	116	Employees' Bonuses	49892	50000	50000	55000	55000	55000
	120	Contract Employees	32813	35000	35000	43000	45000	46000
<b>Total</b>			<b>977452</b>	<b>1018000</b>	<b>984000</b>	<b>1091000</b>	<b>1106000</b>	<b>1121000</b>
<b>2121</b>		<b>Social Security Contributions</b>						
	301	Social Security	120724	131000	118000	130000	133000	135000
<b>Total</b>			<b>120724</b>	<b>131000</b>	<b>118000</b>	<b>130000</b>	<b>133000</b>	<b>135000</b>
<b>22</b>		<b>Use of Goods and Services</b>						
<b>2211</b>		<b>Use of Goods and Services</b>						
	201	Rents	10906	12000	12000	12000	12000	12000
	202	Telecommunications Services	11608	11000	11000	12000	12000	12000
	203	Water	2892	4000	4000	4000	4000	4000
	204	Electricity	17934	17000	17000	22000	23000	24000
	205	Fuels	8884	13000	11000	13000	14000	14000
	206	Maintenance of Machines, furniture and accessories	1523	2000	2000	2000	2000	2000
	207	Maintenance of vehicles, equipment and accessories	3811	2000	2000	2000	2000	2000
	208	Repair and maintenance of buildings and accessories	2710	2000	1500	2000	2000	2000
	209	Stationery, Publications and Office Supplies	9825	9000	9000	9000	9000	9000
	210	Substances and raw materials (medicines, clothes, food, films, etc..)	2930	3500	3000	3000	3000	3000
	211	Cleaning services and supplies including cleaning contracts	8000	10000	10000	10000	10000	10000
	212	Insurance	3007	5950	5500	5000	5000	5000
	213	Official Travel Missions	10903	12000	12000	12000	12000	12000
	214	Goods and services expenses	19729	28550	27000	30000	30000	30000
<b>Total</b>			<b>114662</b>	<b>132000</b>	<b>127000</b>	<b>138000</b>	<b>140000</b>	<b>141000</b>
<b>28</b>		<b>Other Expenditures</b>						
<b>2821</b>		<b>Other Current Expenditures</b>						
	302	Contributions	27549	34900	34000	31000	31000	31000
	303	Scientific scholarships and training courses	7846	16100	16000	20000	20000	20000
	305	Non-Employees' Bonuses	17518	19000	19000	19000	19000	19000
<b>Total</b>			<b>52913</b>	<b>70000</b>	<b>69000</b>	<b>70000</b>	<b>70000</b>	<b>70000</b>
<b>Total of Chapter</b>			<b>1265751</b>	<b>1351000</b>	<b>1298000</b>	<b>1429000</b>	<b>1449000</b>	<b>1467000</b>

**Current Expenditures According to Program and Activities for the Years 2020 - 2024**

Chapter : 3106 - Jordan Maritime Authority

(In JDs)

Program : 6421 - Administration and Support Services								
Activity : 601 - Administrative and Support Services								
Group	Item	Description	Actual 2020	Estimated 2021	Re-estimated 2021	Estimated 2022	Indicative 2023	Indicative 2024
<b>21</b>		<b>Compensations of Employees</b>						
<b>2111</b>		Salaries, Wages and Allowances						
	102	Unclassified Employees	100072	100000	100000	101000	102000	103000
	103	Comprehensive Contract Employees	388454	394000	360000	410000	414000	418000
	105	Personal Cost of Living Allowance	89977	90000	90000	94000	95000	96000
	106	Family Cost of Living Allowance	12791	13000	13000	16000	17000	18000
	110	Overtime Allowance	14883	25000	25000	30000	30000	30000
	111	Additional Allowance	88797	107000	107000	130000	132000	135000
	112	Other Allowances	170657	174000	174000	177000	179000	181000
	113	Transportation Allowance	24306	25000	25000	28000	29000	30000
	114	Transport Allowance	4810	5000	5000	7000	8000	9000
	116	Employees' Bonuses	49892	50000	50000	55000	55000	55000
	120	Contract Employees	32813	35000	35000	43000	45000	46000
		<b>Total</b>	<b>977452</b>	<b>1018000</b>	<b>984000</b>	<b>1091000</b>	<b>1106000</b>	<b>1121000</b>
<b>2121</b>		Social Security Contributions						
	301	Social Security	120724	131000	118000	130000	133000	135000
		<b>Total</b>	<b>120724</b>	<b>131000</b>	<b>118000</b>	<b>130000</b>	<b>133000</b>	<b>135000</b>
<b>22</b>		<b>Use of Goods and Services</b>						
<b>2211</b>		Use of Goods and Services						
	201	Rents	10906	12000	12000	12000	12000	12000
	202	Telecommunications Services	11608	11000	11000	12000	12000	12000
	203	Water	2892	4000	4000	4000	4000	4000
	204	Electricity	17934	17000	17000	22000	23000	24000
	205	Fuels	8884	13000	11000	13000	14000	14000
		002 Saloon vehicles	4003	6000	5000	6000	7000	7000
		003 Transport vehicles and heavy equipment	4881	7000	6000	7000	7000	7000
	206	Maintenance of Machines, furniture and accessories	1523	2000	2000	2000	2000	2000
	207	Maintenance of vehicles, equipment and accessories	3811	2000	2000	2000	2000	2000
	208	Repair and maintenance of buildings and accessories	2710	2000	1500	2000	2000	2000
	209	Stationery, Publications and Office Supplies	9825	9000	9000	9000	9000	9000
	210	Substances and raw materials (medicines, clothes, food, films, etc..)	2930	3500	3000	3000	3000	3000
	211	Cleaning services and supplies including cleaning contracts	8000	10000	10000	10000	10000	10000
	212	Insurance	3007	5950	5500	5000	5000	5000
	213	Official Travel Missions	10903	12000	12000	12000	12000	12000
	214	Goods and services expenses	19729	28550	27000	30000	30000	30000
		001 Events and hospitality	1864	2000	2000	2000	2000	2000
		008 Advertisements and subscriptions	1489	1000	1000	1000	1000	1000
		013 Services, security and guarding contracts	14880	16000	15000	16000	16000	16000
		028 Professional services expenditures	1496	0	0	0	0	0
		121 Administrative expenses	0	9550	9000	11000	11000	11000
		<b>Total</b>	<b>114662</b>	<b>132000</b>	<b>127000</b>	<b>138000</b>	<b>140000</b>	<b>141000</b>
<b>28</b>		<b>Other Expenditures</b>						
<b>2821</b>		Other Current Expenditures						
	302	Contributions	27549	34900	34000	31000	31000	31000
		000 Contributions	27549	34900	34000	30000	30000	30000
		028 End of Service Compensation	0	0	0	1000	1000	1000
	303	Scientific scholarships and training courses	7846	16100	16000	20000	20000	20000
	305	Non-Employees' Bonuses	17518	19000	19000	19000	19000	19000
		<b>Total</b>	<b>52913</b>	<b>70000</b>	<b>69000</b>	<b>70000</b>	<b>70000</b>	<b>70000</b>
		<b>Total of Activity</b>	<b>1265751</b>	<b>1351000</b>	<b>1298000</b>	<b>1429000</b>	<b>1449000</b>	<b>1467000</b>
		<b>Total of Program</b>	<b>1265751</b>	<b>1351000</b>	<b>1298000</b>	<b>1429000</b>	<b>1449000</b>	<b>1467000</b>
		<b>Total of Chapter</b>	<b>1265751</b>	<b>1351000</b>	<b>1298000</b>	<b>1429000</b>	<b>1449000</b>	<b>1467000</b>

# Overall Summary of Capital Expenditures for the Years 2020 - 2024

Chapter : 3106 Jordan Maritime Authority

( In JDs )

Group	Item	Description	Actual 2020	Estimated 2021	Re-estimated 2021	Estimated 2022	Indicative 2023	Indicative 2024
		<b>Expenditures</b>						
22		Use of Goods and Services						
2211		Use of Goods and Services						
	510	Buildings and facilities repair and maintenance	6101	8000	8000	8000	8000	10000
	512	Operating and Sustaining Expenditures	7742	65000	50000	50000	40000	30000
<b>Total</b>			<b>13843</b>	<b>73000</b>	<b>58000</b>	<b>58000</b>	<b>48000</b>	<b>40000</b>
28		<b>Other Expenditures</b>						
2822		Other Capital Expenditures						
	504	Studies, Research and Consultations	4180	31000	25000	8000	10000	10000
<b>Total</b>			<b>4180</b>	<b>31000</b>	<b>25000</b>	<b>8000</b>	<b>10000</b>	<b>10000</b>
		<b>Fixed Assets</b>						
31		<b>Non-financial Assets</b>						
3112		Devices, Machinery and Equipment						
	505	Equipment, Machines and Devices	19944	89000	87000	94000	72000	60000
<b>Total</b>			<b>19944</b>	<b>89000</b>	<b>87000</b>	<b>94000</b>	<b>72000</b>	<b>60000</b>
<b>Total of Chapter</b>			<b>37967</b>	<b>193000</b>	<b>170000</b>	<b>160000</b>	<b>130000</b>	<b>110000</b>

# Capital Expenditures According to Program and Projects for the Years 2020 - 2024

Chapter : 3106 Jordan Maritime Authority

( In JDs )

Program 6422 Maritime Transport								
Project		002 Development of maritime transportation sector						
Fund Source		102001 Capital (Treasury)						
Group	item	Description	Actual 2020	Estimated 2021	Re-estimated 2021	Estimated 2022	Indicative 2023	Indicative 2024
22		Use of Goods and Services						
2211		Use of Goods and Services						
	510	Buildings and facilities repair and maintenance						
	008	Buildings and facilities maintenance	6101	8000	8000	8000	8000	10000
		<b>Total of Item</b>	6101	8000	8000	8000	8000	10000
	512	Operating and Sustaining Expenditures						
	011	Capacity building expenses	7742	0	0	0	0	0
	036	Computerization and automation operations expenses	0	65000	50000	50000	40000	30000
		<b>Total of Item</b>	7742	65000	50000	50000	40000	30000
28		Other Expenditures						
2822		Other Capital Expenditures						
	504	Studies, Research and Consultations						
	015	Studies, consultations and engineering diagrams	4180	31000	25000	8000	10000	10000
		<b>Total of Item</b>	4180	31000	25000	8000	10000	10000
31		Non-financial Assets						
3112		Devices, Machinery and Equipment						
	505	Equipment, Machines and Devices						
	001	Computers and accessories	4836	20000	20000	20000	10000	10000
	019	Communications devices	3689	52000	50000	50000	30000	20000
	023	Electrical devices and equipment	6392	9000	9000	16000	24000	25000
	025	Devices and equipment for the boat	5027	8000	8000	8000	8000	5000
		<b>Total of Item</b>	19944	89000	87000	94000	72000	60000
		<b>Total of Project / Treasury</b>	37967	193000	170000	160000	130000	110000
		<b>Total of Program</b>	37967	193000	170000	160000	130000	110000
		<b>Total of Chapter</b>	37967	193000	170000	160000	130000	110000