

Chapter : 3101 Ministry of Transport

Creation: Formerly known as the Ministry of Communications (railways, aviation and seaports), the Ministry of Transport was established in the beginning of 1965, and assumed its official status in 1971 upon the issuance of the Ministry of Transport Law No. (42), which became a permanent law in 1972. After the issuance of Transport Law No. (89) for the year 2003, the task of the Ministry became limited to drawing up the policies and following up their implementation, provided that the affiliated authorities regulate transport activities in a manner that ensures translation of the set policies to realize their goals. Jordan Meteorological Department was merged with the Ministry of Transport as per Bylaw No.(65) for 2020 Jordan Meteorological Department Elimination Bylaw.

Vision : Sustainable, flexible and developed transport sector that accommodate development to make Jordan a hub for transportation.

Mission: Developing and Setting up policies required for the development of transport sector and meteorology and optimal exploitation of the government fleet, and providing secure, sustainable and environmentally friendly services in partnership with the private sector capable of meeting requirements and expectations in the different patterns of transport.

Legal Framework : Under Law No. (89) for the year 2003

Tasks of the Ministry / Department:

- Set up the public policy of transportation and supervise its implementation in coordination with the concerned authorities.
- Prepare necessary studies and researches to develop the sector and issue periodic bulletins and reports on its activities.
- Conduct the necessary studies and investigations in transportation accidents and its various fields.
- Continue the application of bilateral transport agreements between the Kingdom and other countries, and international conventions in which the Kingdom is a party.
- Represent the Kingdom at any Arab and international entity concerned with transportation, and follow up their activities in coordination and participation with competent entities.
- Establish and develop transport accident prevention measures in accordance with international requirements in coordination and collaboration with competent entities.
- Establish database for transportation sector
- Establish a network of meteorological stations, forecasting offices, issue weather bulletins, give weather warnings to all sectors and provide companies, private institutions and people with aerial information.
- Exchange of meteorological information between the Hashemite Kingdom of Jordan and abroad and the Kingdom's representation in the World Meteorological Organization (WMO) and Arab Permanent Committee on Meteorology (APCM) / League of Arab States.

Ministry/Department Contribution to the Achievement of the National Objectives:

- Realize sustainable growth rates to ensure good living level for all citizens
- Create attractive investment environment capable of attracting foreign capitals and stimulating local investment
- Improve the level of services provided for citizens and fairness in their distribution

Major Issues and Challenges which face the Ministry / Department:

- Increased investment costs in transportation sector particularly in (public transport sector and railway transport sector) which led to private sector weak investment
-
- Limited financial resources to implement planned projects within the strategy which limited in allocating for transport projects in the general budget, and weak government support for the public transport sector.
- Inability of the current transport system to meet the needs due to the population and economic growth in Jordan and the increased demand for transport, which led to low level of services provided.
- Due to the political conditions in the region and conflict in the neighbouring countries which resulted negatively on the transport movement and freight flow among countries in the region, transit freight flow and passengers transport flow
- The need to restructure the sector clearly and effectively at the national level whereas responsibilities and powers are clear and defined in a way that facilitates control and follow up among the related authorities

Major Issues and Challenges which face the Ministry / Department:

- Increase rates of transport accidents, injuries and deaths resulting from these accidents, and the economic cost of these accidents, as well as limited support for modern environmentally friendly transport systems and increase energy bill used in transport.
- Low efficiency and effectiveness of the transport sector and decrease its ability to support the national economy, respond to variables and maintain the competitive advantages of the national economy.

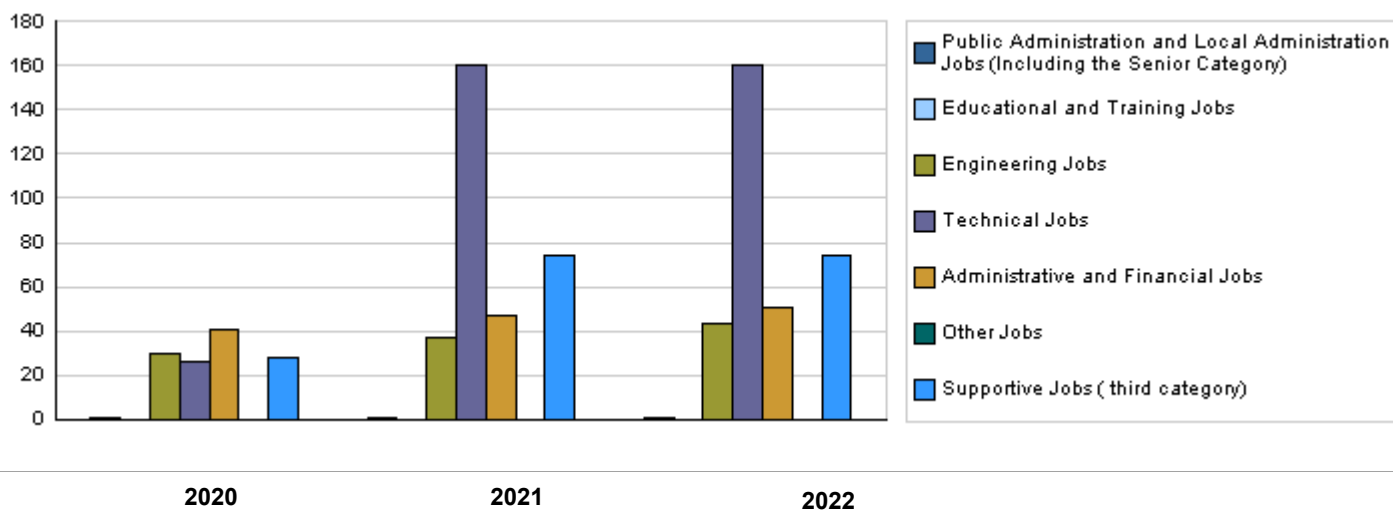
CHAPTER : 3101 Ministry of Transport

Strategic Objectives and Performance Indicators of the Ministry / Department

Strategic Objective	Performance Indicator	Base year	Value	Actual Value	Target Value	Preliminary Self Evaluation	Target Value		
				2020	2021	2021	2022	2023	2024
1 - To improve the institutional performance level	1 Percentage of employees satisfaction	2019	%80	%79	%81	%79	%81	%82	%83
	2 Percentage of the Ministry's partners' satisfaction	2019	%80	%83	%86.4	%85	%85.1	%85.5	%85.5
2 - To develop the transportation system	1 Percentage of transport sector contribution to GDP	2019	%6.2	%6.1	%6.3	%6.3	%6.3	%6.4	%6.5
	2 Jordan's ranking in the Global Competitiveness report in terms of logistic performance indicator	2019	84/160	84/160	67/160	67/160	66/160	66/160	66/160
	3 Percentage of achievement of programs listed under the long-term national transport strategy	2019	%20	%24.5	%30	%70	%100	%100	%100
3 - To enhance investment with transport sector	1 Number of partnership projects with the private sector	2019	1	0	1	1	2	2	2
4 - To facilitate the transport and trade system	1 Number of bilateral memorandums of understanding	2019	5	0	3	3	3	3	3
5 - To contribute to reducing the negative environmental effects	1 Percentage of achievement of projects (listed under Ministry of Transport strategy) aiming to reduce the negative environmental impacts	2019	%10	%35	%90	%65	%90	%100	%100
6 - To contribute in protecting lives and properties.	1 Accuracy and comprehensive of submitted information to beneficiaries	2019	%92	%92	%93	%93	%94	%95	%95
	2 Number of aerial monitoring stations	2019	65	65	69	69	70	71	72

Number of Staff of the Ministry / Department

Group	Job	2020			2021			Preliminary 2022		
		Male	Female	Total	Male	Female	Total	Male	Female	Total
Public Administration and Local Administration Jobs (Including the Senior Category)	Leadership jobs	0	1	1	0	1	1	0	1	1
Educational and Training Jobs		0	0	0	0	0	0	0	0	0
Engineering Jobs	Engineer	11	19	30	21	16	37	25	18	43
Technical Jobs	Technical jobs	12	14	26	130	30	160	130	30	160
Administrative and Financial Jobs	Administrative and financial jobs	18	23	41	19	28	47	18	33	51
Other Jobs	Others	0	0	0	0	0	0	0	0	0
Supportive Jobs (third category)	Support jobs	24	4	28	69	5	74	69	5	74
Total		65	61	126	239	80	319	242	87	329
Total Cost of Salaries		487390	457396	944786	1839326	615674	2455000	1897751	682249	2580000



Key Information of the Ministry / Department

No.	Description	2018	2019	2020	2021	2022
1	Number of joint Arab transport companies working under the umbrella of the Ministry of Transport	2	1	1	2	2
2	Number of bilateral agreements signed with countries	13	4	6	3	3
3	Number of established centers-qualified arrival and departure centers- public transportation means	1	1	0	0	0
4	Number of supporting awareness campaigns on safety standards and roads safety	1	3	4	2	2
5	Number of Queen Alia International Airport passengers (in thousands).	8425	8846	6832	3588	8043
6	Government revenues as a share of the total revenues from Queen Alia International Airport (in thousands).	101271	106334	95363	16508	61031

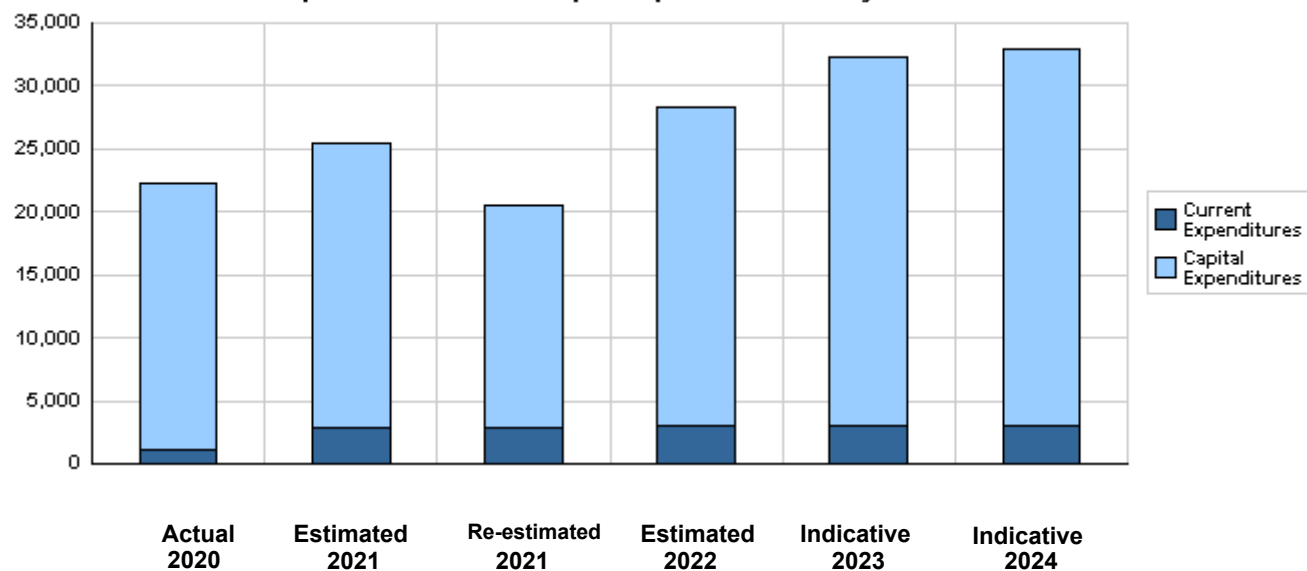
**Overall Summary of Expenditures for Chapter 3101- Ministry of Transport
for the Years 2020 - 2024**

(In JDs)

Description		Actual 2020	Estimated 2021	Re-estimated 2021	Estimated 2022	Indicative 2023 2024	
Group	Current Expenditures						
2111	Salaries, Wages and Allowances	844,572	2,264,000	2,194,000	2,309,000	2,337,000	2,366,000
2121	Social Security Contributions	100,214	264,000	261,000	271,000	275,000	280,000
2211	Use of Goods and Services	152,329	327,000	327,000	337,000	349,000	351,000
2821	Other Current Expenditures	12,345	48,000	48,000	48,000	48,000	48,000
Total current expenditures		1,109,460	2,903,000	2,830,000	2,965,000	3,009,000	3,045,000
Capital Expenditures							
2111	Salaries, Wages and Allowances	0	30,000	30,000	30,000	30,000	30,000
2211	Use of Goods and Services	326,686	412,000	412,000	698,000	652,000	617,000
2511	Subsidies to Public Corporations	1,500,000	1,500,000	1,500,000	0	0	0
2822	Other Capital Expenditures	292,946	1,313,000	813,000	1,067,000	1,242,000	1,242,000
3111	Buildings and Constructions	11,500,589	14,270,000	9,876,400	18,800,000	22,725,000	23,300,000
3112	Devices, Machinery and Equipment	365,314	445,400	445,000	525,000	471,000	436,000
3122	Inventories	3,464	139,000	139,000	140,000	140,000	135,000
3141	Lands	7,128,055	4,409,600	4,409,600	4,100,000	4,100,000	4,100,000
Total capital expenditures		21,117,054	22,519,000	17,625,000	25,360,000	29,360,000	29,860,000
Treasury		21,117,054	22,519,000	17,625,000	25,360,000	29,360,000	29,860,000
Total current and capital expenditures		22,226,514	25,422,000	20,455,000	28,325,000	32,369,000	32,905,000

(Thousands of JDs)

Graph of the current and capital expenditures for the years 2020 - 2024

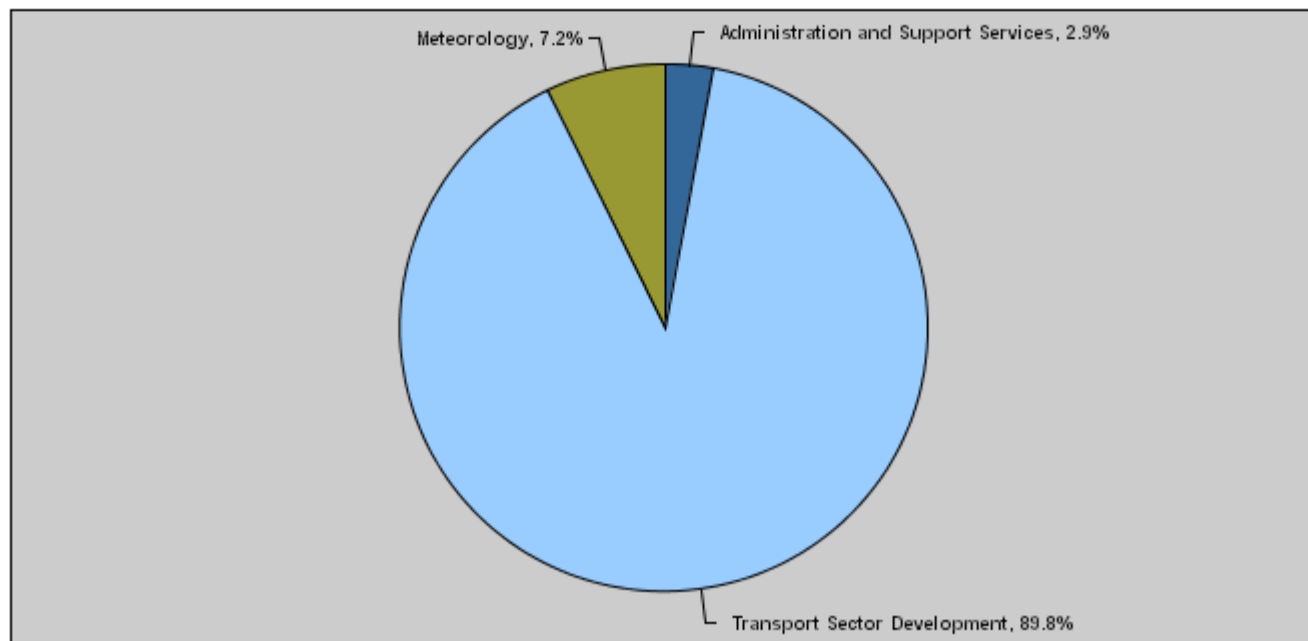


**Budget of Chapter 3101 - Ministry of Transport
For the Year 2022 Distributed According to Program**

(In JDs)

Prog.	Description	Current Expenditures	Capital Expenditures	Total Expenditures
5301	Administration and Support Services	833,000	0	833,000
5305	Transport Sector Development	470,000	24,970,000	25,440,000
5310	Meteorology	1,662,000	390,000	2,052,000
	Total	2,965,000	25,360,000	28,325,000

Total Expenditures for the Year 2022 Distributed According to Programs



Estimated Allocations for Females distributed according to Programs for the Years 2020 - 2024

Program	2020	2021	2022	2023	2024
5301 Administration and Support Services	312000	312000	323000	324000	326000
5305 Transport Sector Development	10567000	12427000	16534000	16534000	19429000
5310 Meteorology	0	332000	332000	308000	286000
Total	10879000	13071000	17189000	17166000	20041000

Budget Chapter 3101 - Ministry of Transport Distributed According to the Program

5301	Administration and Support Services Program
-------------	--

Objective of the program :

Elevate and sustain the level of administrative services, secure the requirements of the Ministry's directorates, provide suitable conditions for the employees in the Ministry to perform their duties and improve the level of employees in terms of scientific and technical aspects for providing suitable services to the Ministry's clients.

The strategic objective related to the program :

To raise the institutional performance level

Directorates associated with the program :

- Financial & Administrative Affairs Directorate.
- Institutional Development & Human Resources Directorate.
- Transport Agreements & Conventions Directorate.
- Transport Information Directorate.
- Internal Control Unit.
- Legal Affairs Unit

Services provided by the program :

Provide the required financial support to implement the activities and projects of the Ministry.

Staff working in the program :

The program is implemented through a functional staff in 2021 estimated with (79) staff, including (43) males and (36) females .

Key Performance Indicators for Program

	Performance Measurement Indicator	Base Year	Value	Actual value	Target Value	Preliminary Self Evaluation	Target Value		
				2020	2021		2021	2022	2023
1	Percentage of employees' satisfaction	2019	%69	%80	%81	%81	%81	%82	%83
2	Percentage of the Ministry's partners' satisfaction	2019	%80	%83	%85	%85	%85.1	%85.5	%85.5
3	Percentage of qualified employees	2019	%70	%77	%77	%77	%79	%80	%81

Appropriations Of Administration and Support Services Program as Per Activities and Projects.

(In JDs)

Activities and Projects	Actual	Estimated	Re-estimated	Estimated	Indicative	
	2020	2021	2021	2022	2023	2024
Current Expenditures	716,833	760,000	740,000	833,000	848,000	861,000
601 Administrative and Support Services	716,833	760,000	740,000	833,000	848,000	861,000
Capital Expenditures	0	0	0	0	0	0
Program / Treasury	0	0	0	0	0	0
Total Program	716,833	760,000	740,000	833,000	848,000	861,000

Budget Chapter 3101 - Ministry of Transport Distributed According to the Program

5305	Transport Sector Development Program
Objective of the program :	
Raise the efficiency of transportation sector, develop and promote the level of service in transportation sector, contribute to the environment protection, raise the level of public safety and equip the private sector to invest in the transport sector.	
The strategic objective related to the program :	
1- To develop the transportation system. 2- To facilitate the transport and trade system 3- To contribute to reducing the negative environmental effects	
Directorates associated with the program :	
- Planning and Transport Development Directorate - Transport Follow up and Assessment Directorate - Transport and Environment Safety Directorate - Government Vehicles Tracking Directorate - Executive Secretariat for Transport and Trade Facilitation Unit. - Queen Alia International Airport Project Unit	
Services provided by the program :	
- Provide direct support to the transport sector through implementing vital projects which contribute to upgrading the efficiency of the transport sector.	
Staff working in the program :	
The program is implemented through a functional staff in 2021 estimated with (47) staff, including (22) males and (25) females .	

Key Performance Indicators for Program

Performance Measurement Indicator	Base Year	Value	Actual value	Target Value	Preliminary Self Evaluation	Target Value		
			2020	2021		2021	2022	2023
1 Percentage of completion of a national railway network project and linkage with Aqaba Railway	2017	%9.5	%12	%13	%13	%14	%15	%16
2 Percentage of completion of the project of Bus Rapid Transit (BRT) / connect between Amman and Zarqa previously.	2017	%1.4	%60	%90	%90	%95	%100	-

Appropriations Of Transport Sector Development Program as Per Activities and Projects.

(In JDs)

Activities and Projects	Actual	Estimated	Re-estimated	Estimated	Indicative	
	2020	2021	2021	2022	2023	2024
Current Expenditures	392,627	461,000	429,000	470,000	480,000	489,000
601 Regulating and developing transport sector	392,627	461,000	429,000	470,000	480,000	489,000
Capital Expenditures	21,117,054	22,068,600	17,175,000	24,970,000	29,024,000	29,529,000
001 Transport development studies	88,505	95,000	95,000	270,000	277,000	242,000
003 Establishing a national railway network and linkage with Aqaba Railway	2,361,751	3,700,000	3,200,000	4,500,000	4,500,000	4,500,000
006 Jordanian Airports Company/ Queen Alia International Airport (QAIA)	1,875	70,000	70,000	0	0	0
008 Bus Rapid Transit (BRT) / Linking between Amman and Zarqa previously	14,836,308	14,393,600	10,000,000	16,900,000	21,000,000	21,575,000
009 Project Management Unit (PMU)	267,102	410,000	410,000	1,250,000	1,250,000	1,250,000
012 Rehabilitating the runway, side tracks and facilities in Amman Civil Airport / Jordanian Airports Company	1,100,000	1,100,000	1,100,000	1,100,000	1,100,000	1,100,000
013 Expanding and rehabilitating the departures and arrivals hall and facilities in Amman Civil Airport / Jordanian Airports Company	500,000	500,000	500,000	500,000	500,000	500,000
015 Tracking government vehicles	461,513	300,000	300,000	450,000	397,000	362,000
021 Restructuring capital of Comprehensive Multiple Transportations Company	1,500,000	1,500,000	1,500,000	0	0	0
Program / Treasury	21,117,054	22,068,600	17,175,000	24,970,000	29,024,000	29,529,000
Total Program	21,509,681	22,529,600	17,604,000	25,440,000	29,504,000	30,018,000

Budget Chapter 3101 - Ministry of Transport Distributed According to the Program

5310	Meteorology Program
-------------	----------------------------

Objective of the program :

Developing meteorological means, including qualified and trained technical equipment and personnel, preserving the climate archive and developing a meteorological training center

The strategic objective related to the program :

To contribute in protecting lives and properties.

Directorates associated with the program :

- Meteorological Stations Directorate.
- Weather Forecast Directorate.
- Training Center for Monitoring and Forecasting.
- Climate Directorate

Services provided by the program :

- Issue weather forecasts and reports.
- Issue weather warnings.
- Issue accurate real-time monitoring for all sectors.
- Supply different authorities with weather data.
- Conduct training courses in meteorology and weather forecasts.

Staff working in the program :

The program is implemented through a functional staff in 2021 estimated with (193) staff, including (174) males and (19) females .

Key Performance Indicators for Program

Performance Measurement Indicator		Base Year	Value	Actual value	Target Value	Preliminary Self Evaluation	Target Value		
				2020	2021		2021	2022	2023
1	Number of meteorological stations	2015	37	37	37	37	38	39	40
2	Accuracy and comprehensive of submitted information to beneficiaries	2015	%80	%92	%93	%93	%94	%94	%95

Appropriations Of Meteorology Program as Per Activities and Projects.

(In JDs)

Activities and Projects		Actual	Estimated	Re-estimated	Estimated	Indicative	
		2020	2021	2021	2022	2023	2024
Current Expenditures		0	1,682,000	1,661,000	1,662,000	1,681,000	1,695,000
601	Meteorology	0	1,682,000	1,661,000	1,662,000	1,681,000	1,695,000
Capital Expenditures		0	450,400	450,000	390,000	336,000	331,000
001	Modernizing and developing the meteorology	0	450,400	450,000	390,000	336,000	331,000
Program / Treasury		0	450,400	450,000	390,000	336,000	331,000
Total Program		0	2,132,400	2,111,000	2,052,000	2,017,000	2,026,000

Chapter : 3101 Ministry of Transport

(In JDs)

Current Activities Appropriations According to Program								
Prog.	Activites		Actual	Estimated	Re-estimated	Estimated	Indicative	Indicative
			2020	2021	2021	2022	2023	2024
5301	601	Administrative and Support Services	716833	760000	740000	833000	848000	861000
		Total of Program	716833	760000	740000	833000	848000	861000
5305	601	Regulating and developing transport sector	392627	461000	429000	470000	480000	489000
		Total of Program	392627	461000	429000	470000	480000	489000
5310	601	Meteorology	0	1682000	1661000	1662000	1681000	1695000
		Total of Program	0	1682000	1661000	1662000	1681000	1695000
		Total	1109460	2903000	2830000	2965000	3009000	3045000

Capital Projects Appropriations According to Program								
Prog.	Projects		Actual	Estimated	Re-estimated	Estimated	Indicative	Indicative
			2020	2021	2021	2022	2023	2024
5305	001	Transport development studies	88505	95000	95000	270000	277000	242000
	003	Establishing a national railway network and linkage with Aqaba Railway	2361751	3700000	3200000	4500000	4500000	4500000
	006	Jordanian Airports Company/ Queen Alia International Airport (QAIA)	1875	70000	70000	0	0	0
	008	Bus Rapid Transit (BRT) / Linking between Amman and Zarqa previously	14836308	14393600	10000000	16900000	21000000	21575000
	009	Project Management Unit (PMU)	267102	410000	410000	1250000	1250000	1250000
	012	Rehabilitating the runway, side tracks and facilities in Amman Civil Airport / Jordanian Airports Company	1100000	1100000	1100000	1100000	1100000	1100000
	013	Expanding and rehabilitating the departures and arrivals hall and facilities in Amman Civil Airport / Jordanian Airports Company	500000	500000	500000	500000	500000	500000
	015	Tracking government vehicles	461513	300000	300000	450000	397000	362000
	021	Restructuring capital of Comprehensive Multiple Transportations Company	1500000	1500000	1500000	0	0	0
		Total of Program	21117054	22068600	17175000	24970000	29024000	29529000
5310	001	Modernizing and developing the meteorology	0	450400	450000	390000	336000	331000
		Total of Program	0	450400	450000	390000	336000	331000
		Total	21117054	22519000	17625000	25360000	29360000	29860000

Overall Summary of Current Expenditures for the Years 2020 - 2024

Chapter: 3101 Ministry of Transport

(In JDs)

Group	Item	Description	Actual 2020	Estimated 2021	Re-estimated 2021	Estimated 2022	Indicative 2023	Indicative 2024
21		Compensations of Employees						
2111		Salaries, Wages and Allowances						
	101	Classified Employees	5999	20000	20000	19000	17000	16000
	102	Unclassified Employees	166373	497000	457000	461000	462000	463000
	103	Comprehensive Contract Employees	170781	167000	167000	216000	217000	224000
	105	Personal Cost of Living Allowance	149959	417000	412000	424000	428000	431000
	106	Family Cost of Living Allowance	11060	50000	50000	52000	55000	58000
	110	Overtime Allowance	11545	95000	95000	95000	95000	95000
	111	Additional Allowance	149536	403000	391000	409000	414000	418000
	113	Transportation Allowance	22390	81000	78000	84000	87000	90000
	114	Transport Allowance	11760	37000	37000	40000	43000	46000
	116	Employees' Bonuses	89925	320000	320000	320000	320000	320000
	120	Contract Employees	55244	177000	167000	189000	199000	205000
Total			844572	2264000	2194000	2309000	2337000	2366000
2121		Social Security Contributions						
	301	Social Security	100214	264000	261000	271000	275000	280000
Total			100214	264000	261000	271000	275000	280000
22		Use of Goods and Services						
2211		Use of Goods and Services						
	202	Telecommunications Services	2878	28000	28000	29000	29000	29000
	203	Water	2552	8000	8000	8000	8000	8000
	204	Electricity	79356	147000	147000	144000	146000	148000
	205	Fuels	14793	24000	24000	25000	29000	29000
	206	Maintenance of Machines, furniture and accessories	372	3000	3000	3000	3000	3000
	207	Maintenance of vehicles, equipment and accessories	3241	8000	8000	11000	11000	11000
	208	Repair and maintenance of buildings and accessories	517	3000	3000	4000	4000	4000
	209	Stationery, Publications and Office Supplies	11806	14000	14000	17000	17000	17000
	210	Substances and raw materials (medicines, clothes, food, films, etc..)	0	13000	13000	13000	15000	15000
	211	Cleaning services and supplies including cleaning contracts	24586	47000	47000	47000	51000	51000
	212	Insurance	3366	4000	4000	4000	4000	4000
	213	Official Travel Missions	5217	10000	10000	13000	13000	13000
	214	Goods and services expenses	3645	18000	18000	19000	19000	19000
Total			152329	327000	327000	337000	349000	351000
28		Other Expenditures						
2821		Other Current Expenditures						
	303	Scientific scholarships and training courses	865	34000	34000	34000	34000	34000
	305	Non-Employees' Bonuses	11480	14000	14000	14000	14000	14000
Total			12345	48000	48000	48000	48000	48000
Total of Chapter			1109460	2903000	2830000	2965000	3009000	3045000

Current Expenditures According to Program and Activities for the Years 2020 - 2024

Chapter : 3101 - Ministry of Transport

(In JDs)

Program : 5301 - Administration and Support Services								
Activity : 601 - Administrative and Support Services								
Group	Item	Description	Actual 2020	Estimated 2021	Re-estimated 2021	Estimated 2022	Indicative 2023	Indicative 2024
21		Compensations of Employees						
2111		Salaries, Wages and Allowances						
	101	Classified Employees	5999	5000	5000	5000	4000	4000
	102	Unclassified Employees	130000	131000	111000	127000	124000	120000
	103	Comprehensive Contract Employees	50973	52000	52000	100000	100000	106000
	105	Personal Cost of Living Allowance	110674	101000	101000	105000	108000	110000
	106	Family Cost of Living Allowance	10820	11000	11000	12000	13000	14000
	110	Overtime Allowance	10405	11000	11000	11000	11000	11000
	111	Additional Allowance	80053	83000	83000	84000	85000	86000
	113	Transportation Allowance	16270	18000	18000	19000	20000	21000
	114	Transport Allowance	8580	12000	12000	13000	14000	15000
	116	Employees' Bonuses	59989	100000	100000	100000	100000	100000
	120	Contract Employees	36218	40000	40000	50000	55000	57000
		Total	519981	564000	544000	626000	634000	644000
2121		Social Security Contributions						
	301	Social Security	54591	50000	50000	53000	55000	58000
		Total	54591	50000	50000	53000	55000	58000
22		Use of Goods and Services						
2211		Use of Goods and Services						
	202	Telecommunications Services	1879	4000	4000	5000	5000	5000
	203	Water	1799	2000	2000	2000	2000	2000
	204	Electricity	68996	66000	66000	65000	65000	65000
	205	Fuels	11777	8000	8000	9000	12000	12000
	001	Heating	5892	4000	4000	5000	6000	6000
	002	Saloon vehicles	4972	3000	3000	3000	5000	5000
	003	Transport vehicles and heavy equipment	913	1000	1000	1000	1000	1000
	206	Maintenance of Machines, furniture and accessories	372	1000	1000	1000	1000	1000
	207	Maintenance of vehicles, equipment and accessories	2791	2000	2000	3000	3000	3000
	208	Repair and maintenance of buildings and accessories	517	3000	3000	4000	4000	4000
	209	Stationery, Publications and Office Supplies	10836	9000	9000	11000	11000	11000
	211	Cleaning services and supplies including cleaning contracts	24586	26000	26000	27000	29000	29000
	212	Insurance	2366	2000	2000	2000	2000	2000
	213	Official Travel Missions	4423	5000	5000	6000	6000	6000
	214	Goods and services expenses	3194	5000	5000	6000	6000	6000
	001	Events and hospitality	2340	2000	2000	2000	2000	2000
	047	Awareness and advertisement campaigns	525	2000	2000	3000	3000	3000
	082	Subscriptions	329	1000	1000	1000	1000	1000
		Total	133536	133000	133000	141000	146000	146000
28		Other Expenditures						
2821		Other Current Expenditures						
	303	Scientific scholarships and training courses	725	5000	5000	5000	5000	5000
	305	Non-Employees' Bonuses	8000	8000	8000	8000	8000	8000
		Total	8725	13000	13000	13000	13000	13000
		Total of Activity	716833	760000	740000	833000	848000	861000
		Total of Program	716833	760000	740000	833000	848000	861000

Current Expenditures According to Program and Activities for the Years 2020 - 2024

Chapter : 3101 - Ministry of Transport

(In JDs)

Program : 5305 - Transport Sector Development								
Activity : 601 - Regulating and developing transport sector								
Group	Item	Description	Actual 2020	Estimated 2021	Re-estimated 2021	Estimated 2022	Indicative 2023	Indicative 2024
21		Compensations of Employees						
2111		Salaries, Wages and Allowances						
	102	Unclassified Employees	36373	36000	31000	37000	38000	39000
	103	Comprehensive Contract Employees	119808	115000	115000	116000	117000	118000
	105	Personal Cost of Living Allowance	39285	48000	45000	49000	50000	51000
	106	Family Cost of Living Allowance	240	4000	4000	5000	6000	7000
	110	Overtime Allowance	1140	4000	4000	4000	4000	4000
	111	Additional Allowance	69483	64000	56000	65000	66000	67000
	113	Transportation Allowance	6120	12000	9000	13000	14000	15000
	114	Transport Allowance	3180	4000	4000	5000	6000	7000
	116	Employees' Bonuses	29936	30000	30000	30000	30000	30000
	120	Contract Employees	19026	25000	15000	26000	27000	28000
		Total	324591	342000	313000	350000	358000	366000
2121		Social Security Contributions						
	301	Social Security	45623	56000	53000	57000	57000	57000
		Total	45623	56000	53000	57000	57000	57000
22		Use of Goods and Services						
2211		Use of Goods and Services						
	202	Telecommunications Services	999	1000	1000	1000	1000	1000
	203	Water	753	1000	1000	1000	1000	1000
	204	Electricity	10360	47000	47000	47000	48000	49000
	205	Fuels	3016	3000	3000	3000	4000	4000
		001 Heating	2000	1000	1000	1000	2000	2000
		002 Saloon vehicles	377	1000	1000	1000	1000	1000
		003 Transport vehicles and heavy equipment	639	1000	1000	1000	1000	1000
	206	Maintenance of Machines, furniture and accessories	0	1000	1000	1000	1000	1000
	207	Maintenance of vehicles, equipment and accessories	450	1000	1000	1000	1000	1000
	209	Stationery, Publications and Office Supplies	970	1000	1000	1000	1000	1000
	212	Insurance	1000	1000	1000	1000	1000	1000
	213	Official Travel Missions	794	1000	1000	1000	1000	1000
	214	Goods and services expenses	451	1000	1000	1000	1000	1000
		001 Events and hospitality	250	1000	1000	1000	1000	1000
		047 Awareness and advertisement campaigns	124	0	0	0	0	0
		082 Subscriptions	77	0	0	0	0	0
		Total	18793	58000	58000	58000	60000	61000
28		Other Expenditures						
2821		Other Current Expenditures						
	303	Scientific scholarships and training courses	140	1000	1000	1000	1000	1000
	305	Non-Employees' Bonuses	3480	4000	4000	4000	4000	4000
		Total	3620	5000	5000	5000	5000	5000
		Total of Activity	392627	461000	429000	470000	480000	489000
		Total of Program	392627	461000	429000	470000	480000	489000

Current Expenditures According to Program and Activities for the Years 2020 - 2024

Chapter : 3101 - Ministry of Transport

(In JDs)

Program : 5310 - Meteorology								
Activity : 601 - Meteorology								
Group	Item	Description	Actual 2020	Estimated 2021	Re-estimated 2021	Estimated 2022	Indicative 2023	Indicative 2024
21		Compensations of Employees						
2111		Salaries, Wages and Allowances						
	101	Classified Employees	0	15000	15000	14000	13000	12000
	102	Unclassified Employees	0	330000	315000	297000	300000	304000
	105	Personal Cost of Living Allowance	0	268000	266000	270000	270000	270000
	106	Family Cost of Living Allowance	0	35000	35000	35000	36000	37000
	110	Overtime Allowance	0	80000	80000	80000	80000	80000
	111	Additional Allowance	0	256000	252000	260000	263000	265000
	113	Transportation Allowance	0	51000	51000	52000	53000	54000
	114	Transport Allowance	0	21000	21000	22000	23000	24000
	116	Employees' Bonuses	0	190000	190000	190000	190000	190000
	120	Contract Employees	0	112000	112000	113000	117000	120000
		Total	0	1358000	1337000	1333000	1345000	1356000
2121		Social Security Contributions						
	301	Social Security	0	158000	158000	161000	163000	165000
		Total	0	158000	158000	161000	163000	165000
22		Use of Goods and Services						
2211		Use of Goods and Services						
	202	Telecommunications Services	0	23000	23000	23000	23000	23000
	203	Water	0	5000	5000	5000	5000	5000
	204	Electricity	0	34000	34000	32000	33000	34000
	205	Fuels	0	13000	13000	13000	13000	13000
	001	Heating	0	3000	3000	3000	3000	3000
	002	Saloon vehicles	0	6000	6000	6000	6000	6000
	003	Transport vehicles and heavy equipment	0	4000	4000	4000	4000	4000
	206	Maintenance of Machines, furniture and accessories	0	1000	1000	1000	1000	1000
	207	Maintenance of vehicles, equipment and accessories	0	5000	5000	7000	7000	7000
	209	Stationery, Publications and Office Supplies	0	4000	4000	5000	5000	5000
	210	Substances and raw materials (medicines, clothes, food, films, etc..)	0	13000	13000	13000	15000	15000
	001	Previous Vaccines and Serums Tender Commitment	0	13000	13000	13000	15000	15000
	211	Cleaning services and supplies including cleaning contracts	0	21000	21000	20000	22000	22000
	212	Insurance	0	1000	1000	1000	1000	1000
	213	Official Travel Missions	0	4000	4000	6000	6000	6000
	214	Goods and services expenses	0	12000	12000	12000	12000	12000
	082	Subscriptions	0	4000	4000	4000	4000	4000
	101	Computerization and Internet expenditures	0	3000	3000	3000	3000	3000
	121	Administrative expenses	0	5000	5000	5000	5000	5000
		Total	0	136000	136000	138000	143000	144000
28		Other Expenditures						
2821		Other Current Expenditures						
	303	Scientific scholarships and training courses	0	28000	28000	28000	28000	28000
	305	Non-Employees' Bonuses	0	2000	2000	2000	2000	2000
		Total	0	30000	30000	30000	30000	30000
		Total of Activity	0	1682000	1661000	1662000	1681000	1695000
		Total of Program	0	1682000	1661000	1662000	1681000	1695000
		Total of Chapter	1109460	2903000	2830000	2965000	3009000	3045000

Overall Summary of Capital Expenditures for the Years 2020 - 2024

Chapter : 3101 Ministry of Transport

(In JDs)

Group	Item	Description	Actual 2020	Estimated 2021	Re-estimated 2021	Estimated 2022	Indicative 2023	Indicative 2024
		Expenditures						
21		Compensations of Employees						
2111		Salaries, Wages and Allowances						
	501	Salaries	0	30000	30000	30000	30000	30000
Total			0	30000	30000	30000	30000	30000
22		Use of Goods and Services						
2211		Use of Goods and Services						
	510	Buildings and facilities repair and maintenance	6362	5000	5000	53000	55000	55000
	512	Operating and Sustaining Expenditures	320324	407000	407000	645000	597000	562000
Total			326686	412000	412000	698000	652000	617000
25		Subsidies						
2511		Subsidies to Public Corporations						
	520	Subsidies to non-financial public corporations/capital	1500000	1500000	1500000	0	0	0
Total			1500000	1500000	1500000	0	0	0
28		Other Expenditures						
2822		Other Capital Expenditures						
	504	Studies, Research and Consultations	292946	1313000	813000	1067000	1242000	1242000
Total			292946	1313000	813000	1067000	1242000	1242000
		Fixed Assets						
31		Non-financial Assets						
3111		Buildings and Constructions						
	508	Works and Constructions	11500589	14270000	9876400	18800000	22725000	23300000
Total			11500589	14270000	9876400	18800000	22725000	23300000
3112		Devices, Machinery and Equipment						
	505	Equipment, Machines and Devices	365314	445400	445000	525000	471000	436000
Total			365314	445400	445000	525000	471000	436000
3122		Inventories						
	503	Materials and supplies	3464	139000	139000	140000	140000	135000
Total			3464	139000	139000	140000	140000	135000
3141		Lands						
	507	Lands	7128055	4409600	4409600	4100000	4100000	4100000
Total			7128055	4409600	4409600	4100000	4100000	4100000
Total of Chapter			21117054	22519000	17625000	25360000	29360000	29860000

Capital Expenditures According to Program and Projects for the Years 2020 - 2024

Chapter : 3101 Ministry of Transport

(In JDs)

Program 5305 Transport Sector Development								
Project		001 Transport development studies						
Fund Source		102001 Capital (Treasury)						
Group	item	Description	Actual 2020	Estimated 2021	Re-estimated 2021	Estimated 2022	Indicative 2023	Indicative 2024
22		Use of Goods and Services						
2211		Use of Goods and Services						
	510	Buildings and facilities repair and maintenance						
	008	Buildings and facilities maintenance	6362	0	0	8000	10000	10000
		Total of Item	6362	0	0	8000	10000	10000
	512	Operating and Sustaining Expenditures						
	011	Capacity building expenses	3760	0	0	0	0	0
	012	Subscriptions, insurances	5852	6000	6000	8000	8000	8000
	013	Services contracts	36353	32000	32000	60000	65000	30000
	018	Computer networks maintenance	30008	33000	33000	35000	35000	35000
	100	Expenses of Transport and Trade Facilitation Secretariat General Unit	1620	4000	4000	4000	4000	4000
		Total of Item	77593	75000	75000	107000	112000	77000
28		Other Expenditures						
2822		Other Capital Expenditures						
	504	Studies, Research and Consultations						
	037	Studies of the transport sector	0	8000	8000	2000	2000	2000
		Total of Item	0	8000	8000	2000	2000	2000
31		Non-financial Assets						
3112		Devices, Machinery and Equipment						
	505	Equipment, Machines and Devices						
	001	Computers and accessories	4550	4000	4000	5000	5000	5000
	069	Modernizing and developing devices and equipment	0	8000	8000	148000	148000	148000
		Total of Item	4550	12000	12000	153000	153000	153000
		Total of Project / Treasury	88505	95000	95000	270000	277000	242000
Project		003 Establishing a national railway network and linkage with Aqaba Railway						
Fund Source		102001 Capital (Treasury)						
Group	item	Description	Actual 2020	Estimated 2021	Re-estimated 2021	Estimated 2022	Indicative 2023	Indicative 2024
22		Use of Goods and Services						
2211		Use of Goods and Services						
	512	Operating and Sustaining Expenditures						
	025	Cases and compensations fees	159696	200000	200000	300000	300000	300000
		Total of Item	159696	200000	200000	300000	300000	300000
28		Other Expenditures						
2822		Other Capital Expenditures						
	504	Studies, Research and Consultations						
	015	Studies, consultations and engineering diagrams	0	500000	0	100000	100000	100000
		Total of Item	0	500000	0	100000	100000	100000
31		Non-financial Assets						
3141		Lands						
	507	Lands						
	001	Lands expropriation and purchase	2202055	3000000	3000000	4100000	4100000	4100000
		Total of Item	2202055	3000000	3000000	4100000	4100000	4100000
		Total of Project / Treasury	2361751	3700000	3200000	4500000	4500000	4500000

Capital Expenditures According to Program and Projects for the Years 2020 - 2024

Chapter : 3101 Ministry of Transport

(In JDs)

Program 5305 Transport Sector Development								
Project		013 Expanding and rehabilitating the departures and arrivals hall and facilities in Amman Civil Airport / Jordanian Airports Company						
Fund Source		102001 Capital (Treasury)						
Group	item	Description	Actual 2020	Estimated 2021	Re-estimated 2021	Estimated 2022	Indicative 2023	Indicative 2024
31		Non-financial Assets						
3111		Buildings and Constructions						
	508	Works and Constructions						
	040	Constructions	500000	500000	500000	500000	500000	500000
		Total of Item	500000	500000	500000	500000	500000	500000
		Total of Project / Treasury	500000	500000	500000	500000	500000	500000
Project		015 Tracking government vehicles						
Fund Source		102001 Capital (Treasury)						
Group	item	Description	Actual 2020	Estimated 2021	Re-estimated 2021	Estimated 2022	Indicative 2023	Indicative 2024
21		Compensations of Employees						
2111		Salaries, Wages and Allowances						
	501	Salaries						
	001	Salaries	0	30000	30000	30000	30000	30000
		Total of Item	0	30000	30000	30000	30000	30000
22		Use of Goods and Services						
2211		Use of Goods and Services						
	512	Operating and Sustaining Expenditures						
	011	Capacity building expenses	12800	0	0	0	0	0
	012	Subscriptions, insurances	11600	19000	19000	45000	22000	22000
	015	Operating systems and software	58635	30000	30000	90000	60000	60000
		Total of Item	83035	49000	49000	135000	82000	82000
28		Other Expenditures						
2822		Other Capital Expenditures						
	504	Studies, Research and Consultations						
	027	Purchasing consultation services	14250	11000	11000	15000	15000	15000
		Total of Item	14250	11000	11000	15000	15000	15000
31		Non-financial Assets						
3112		Devices, Machinery and Equipment						
	505	Equipment, Machines and Devices						
	055	Technical devices	360764	206000	206000	265000	265000	235000
		Total of Item	360764	206000	206000	265000	265000	235000
3122		Inventories						
	503	Materials and supplies						
	020	Office supplies	3464	4000	4000	5000	5000	0
		Total of Item	3464	4000	4000	5000	5000	0
		Total of Project / Treasury	461513	300000	300000	450000	397000	362000
Project		021 Restructuring capital of Comprehensive Multiple Transportations Company						
Fund Source		102001 Capital (Treasury)						
Group	item	Description	Actual 2020	Estimated 2021	Re-estimated 2021	Estimated 2022	Indicative 2023	Indicative 2024
25		Subsidies						
2511		Subsidies to Public Corporations						
	520	Subsidies to non-financial public corporations/capital						
	012	Support to government programs and activities	1500000	1500000	1500000	0	0	0
		Total of Item	1500000	1500000	1500000	0	0	0
		Total of Project / Treasury	1500000	1500000	1500000	0	0	0
		Total of Program	21117054	22068600	17175000	24970000	29024000	29529000

Capital Expenditures According to Program and Projects for the Years 2020 - 2024

Chapter : 3101 Ministry of Transport

(In JDs)

Program 5310 Meteorology								
Project		001 Modernizing and developing the meteorology						
Fund Source		102001 Capital (Treasury)						
Group	Item	Description	Actual 2020	Estimated 2021	Re-estimated 2021	Estimated 2022	Indicative 2023	Indicative 2024
22		Use of Goods and Services						
2211		Use of Goods and Services						
	510	Buildings and facilities repair and maintenance						
	008	Buildings and facilities maintenance	0	5000	5000	45000	45000	45000
		Total of Item	0	5000	5000	45000	45000	45000
	512	Operating and Sustaining Expenditures						
	008	Qualification and training expenses	0	8000	8000	28000	28000	28000
	013	Services contracts	0	75000	75000	75000	75000	75000
		Total of Item	0	83000	83000	103000	103000	103000
31		Non-financial Assets						
3112		Devices, Machinery and Equipment						
	505	Equipment, Machines and Devices						
	001	Computers and accessories	0	54000	53600	4000	4000	4000
	005	Meteorology devices	0	170400	170400	93000	19000	14000
	023	Electrical devices and equipment	0	3000	3000	10000	30000	30000
		Total of Item	0	227400	227000	107000	53000	48000
3122		Inventories						
	503	Materials and supplies						
	019	Spare parts supplies	0	135000	135000	135000	135000	135000
		Total of Item	0	135000	135000	135000	135000	135000
		Total of Project / Treasury	0	450400	450000	390000	336000	331000
		Total of Program	0	450400	450000	390000	336000	331000
		Total of Chapter	21117054	22519000	17625000	25360000	29360000	29860000