

Chapter : 2902 Vocational Training Corporation

Creation: The Vocational Training Corporation was established as per the temporary law no.(35) for 1976 and is operating now as per law no. (11) for 1985 (Vocational Training Corporation Law and Amendments thereto) and law no. (27) for 1999 (Vocational Work Organization Bylaw) which aims at regulating the vocational work in the Jordanian work market. The modified law no.(50) for 2001 which emphasized on tasks related to organization and operations with special importance on governance (mangement) and some other main tasks.

Vision : Pioneering and excellence in providing the vocational development and training services.

Mission: Providing vocational development and training services as per labor market and society requirements in partnership with the private sector and civil society institutions through the preparation and implementation of different vocational training programs and organizing professions practicing in labor market and technical support to establish and develop small and medium institutions.

Legal Framework Vocational Training Corporation Law No. (11) for the year 1985 and amendments thereto.

Tasks of the Ministry / Department:

- Provide vocational training opportunities to prepare the technical workforce and raise its efficiency in various specializations and levels of non-academic vocational training.
- Diversify the vocational training including the vocational apprenticeship for young people and train the workers in the institutions in specialized training centers
- Provide supportive guidance services to establish and develop small and medium institutions.
- Organize vocational work in the Jordanian labor market.

Ministry/Department Contribution to the Achievement of the National Objectives:

- Prepare Jordanians for permanent learning and motivating them to work in professions of a high added value.

Major Issues and Challenges which face the Ministry / Department:

- Society negative view for vocational training
- Multiple entities providing vocational and technological education and training on the national level which make them fragmented and dispersed interms of governance and management
- Inappropriate training programs for work market requirements.
- Shortage of specialized technical staffs.
- Obsolescence of some training supplies and failing to keep pace with the modern technological development
- Low efficiency of some technical staffs.

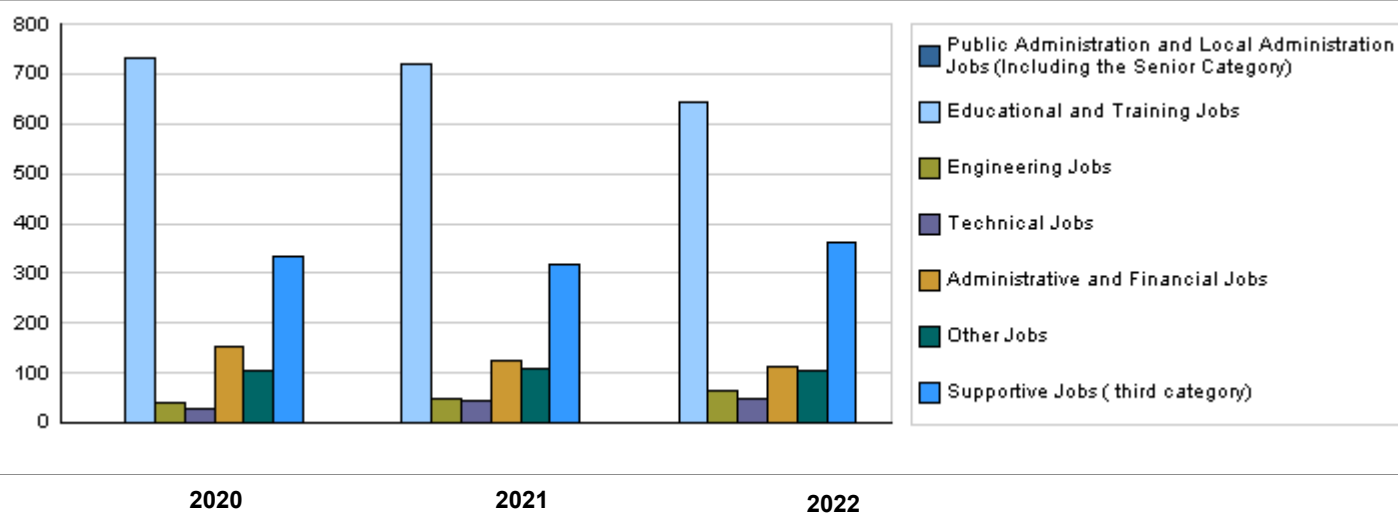
CHAPTER : 2902 Vocational Training Corporation

Strategic Objectives and Performance Indicators of the Ministry / Department

Strategic Objective	Performance Indicator	Base year	Value	Actual Value	Target Value	Preliminary Self Evaluation	Target Value		
				2020	2021	2021	2022	2023	2024
1 - To respond to labor market requirements and society with sustainable and guaranteed quality.	1 Percentage of customer satisfaction	2014	84.8%	89.8%	91.0%	92.0%	93.0%	95.0%	96.0%
	2 Percentage of the Corporation's employed graduates in their specialization	2014	71.6%	77.7%	79.7%	60.0%	61.5%	82.0%	84.0%
2 - To develop vocational training system with effectiveness, efficiency, sustainability, correlation, accountability and response to the requirements of the labour market.	1 Percentage of the Corporation's dropout trainees	2014	19.8%	8.3%	5.3%	5.3%	3.3%	1.3%	1.2%
	2 Number of trainees joined the vocational training programs	2014	12564	18071	19171	15000	16500	20000	21500

Number of Staff of the Ministry / Department

Group	Job	2020			2021			Preliminary 2022		
		Male	Female	Total	Male	Female	Total	Male	Female	Total
Public Administration and Local Administration Jobs (Including the Senior Category)	Director General	1	0	1	1	0	1	1	0	1
Educational and Training Jobs	Teacher/Member/Supervisor/Guide	530	200	730	524	194	718	459	186	645
Engineering Jobs	Engineer	30	12	42	35	12	47	45	21	66
Technical Jobs	Section Head / Auditor	20	9	29	34	9	43	34	15	49
Administrative and Financial Jobs	Accountant, Administrative, Secretary	124	30	154	95	31	126	85	29	114
Other Jobs	Officer	80	25	105	85	22	107	83	23	106
Supportive Jobs (third category)	Third Category	233	100	333	219	98	317	270	90	360
Total		1018	376	1394	993	366	1359	977	364	1341
Total Cost of Salaries		6405794	2365991	8771785	7138786	2631214	9770000	7713273	2873727	10587000



Key Information of the Ministry / Department

No.	Description	2018	2019	2020	2021	2022
1	Number of trainees joined vocational training programs	14119	15330	18071	19171	16500
2	Number of agreements signed with different sectors for employment and training	44	49	53	57	60

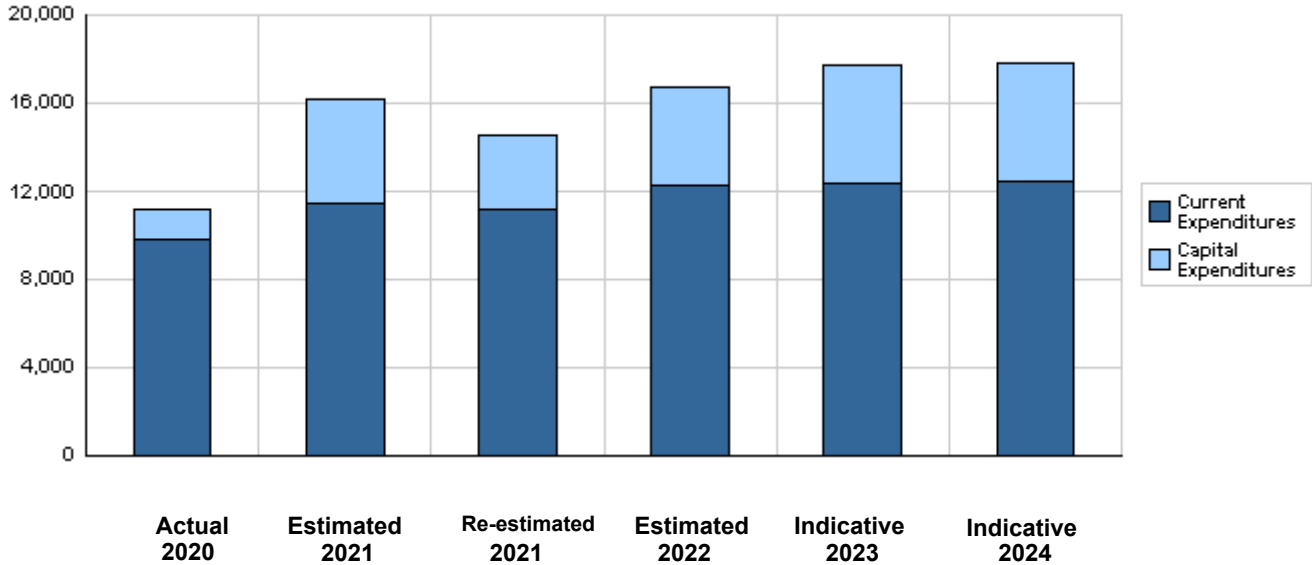
Overall Summary of Expenditures for Chapter 2902- Vocational Training Corporation
for the Years 2020 - 2024

(In JDs)

Description		Actual 2020	Estimated 2021	Re-estimated 2021	Estimated 2022	Indicative	
						2023	2024
Group	Current Expenditures						
2111	Salaries, Wages and Allowances	7,824,658	8,953,000	8,758,000	9,497,000	9,612,000	9,728,000
2121	Social Security Contributions	947,127	1,085,000	1,012,000	1,090,000	1,100,000	1,120,000
2211	Use of Goods and Services	1,006,590	1,330,000	1,300,000	1,580,000	1,536,000	1,527,000
2821	Other Current Expenditures	72,219	107,000	105,000	120,000	120,000	120,000
Total current expenditures		9,850,594	11,475,000	11,175,000	12,287,000	12,368,000	12,495,000
Capital Expenditures							
2111	Salaries, Wages and Allowances	3,115	0	0	0	0	0
2211	Use of Goods and Services	1,085,546	2,786,000	2,003,000	3,113,000	3,663,000	3,840,000
2822	Other Capital Expenditures	0	7,000	7,000	0	0	0
3111	Buildings and Constructions	50,000	263,000	263,000	230,000	200,000	200,000
3112	Devices, Machinery and Equipment	230,819	1,590,000	1,063,000	1,060,000	1,492,000	1,317,000
3113	Other Fixed Assets	496	24,000	14,000	5,000	5,000	5,000
3141	Lands	0	8,000	8,000	5,000	5,000	5,000
Total capital expenditures		1,369,976	4,678,000	3,358,000	4,413,000	5,365,000	5,367,000
Treasury		1,369,976	4,678,000	3,358,000	4,413,000	5,365,000	5,367,000
Total current and capital expenditures		11,220,570	16,153,000	14,533,000	16,700,000	17,733,000	17,862,000

(Thousands of JDs)

Graph of the current and capital expenditures for the years 2020 - 2024

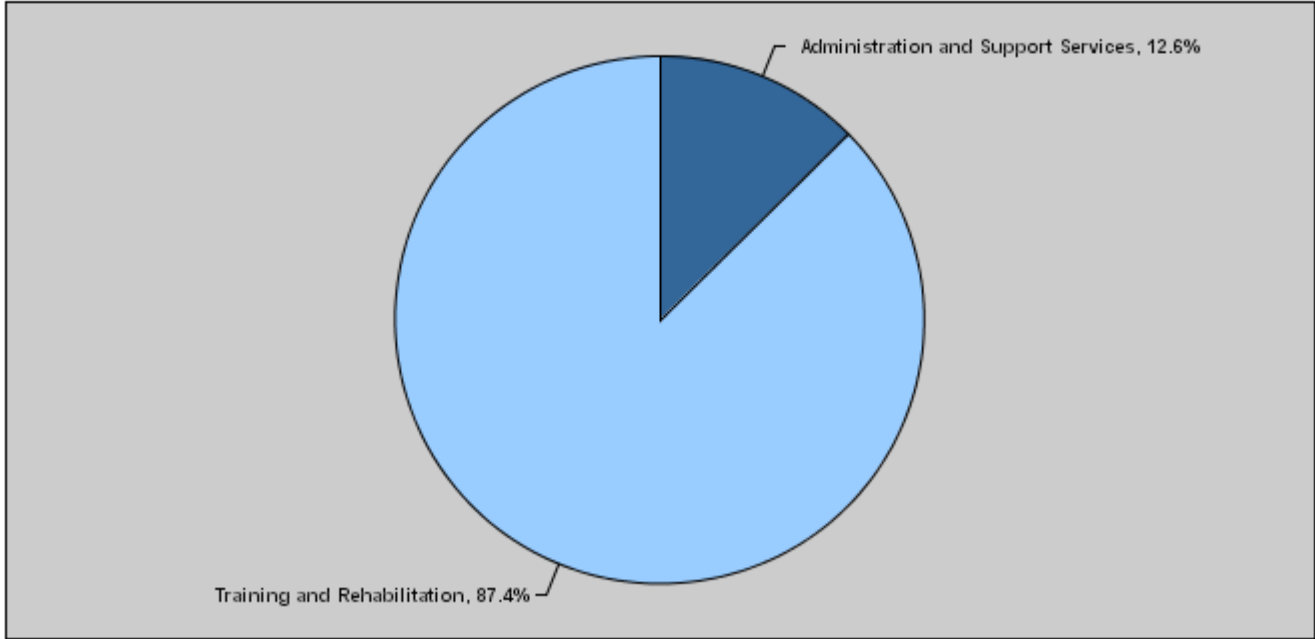


**Budget of Chapter 2902 - Vocational Training Corporation
For the Year 2022 Distributed According to Program**

(In JDs)

Prog.	Description	Current Expenditures	Capital Expenditures	Total Expenditures
6041	Administration and Support Services	2,010,000	100,000	2,110,000
6042	Training and Rehabilitation	10,277,000	4,313,000	14,590,000
	Total	12,287,000	4,413,000	16,700,000

Total Expenditures for the Year 2022 Distributed According to Programs



Estimated Allocations for Females distributed according to Programs for the Years 2020 - 2024

Program	2020	2021	2022	2023	2024
6041 Administration and Support Services	275000	336000	380000	384000	390000
6042 Training and Rehabilitation	1745000	2388000	2626000	2809000	2825000
Total	2020000	2724000	3006000	3193000	3215000

Budget Chapter 2902 - Vocational Training Corporation Distributed According to the Program

6041	Administration and Support Services Program								
Objective of the program :									
- To provide logistics support for the different administrations									
The strategic objective related to the program :									
To respond to labor market requirements and society with sustainable and guaranteed quality.									
Directorates associated with the program :									
Administrative and Financial Affairs Directorate, Public Relation and Media, Internal Control									
Services provided by the program :									
Regulating all financial and administrative affairs, training and qualifying employees and providing logistic support for all other directorates.									
Staff working in the program :									
The program is implemented through a functional staff in 2021 estimated with (114) staff, including (83) males and (31) females .									
Key Performance Indicators for Program									
Performance Measurement Indicator		Base Year	Value	Actual value	Target Value	Preliminary Self Evaluation	Target Value		
				2020	2021		2021	2022	2023
1	Number of centers in which work procedures were computerized	2014	30	42	38	35	36	36	36
2	Percentage of qualified employees in the Corporation	2014	64%	79%	81%	90%	83%	85%	87%
Appropriations Of Administration and Support Services Program as Per Activities and Projects. (In JDs)									
Activities and Projects		Actual	Estimated	Re-estimated	Estimated	Indicative			
		2020	2021	2021	2022	2023	2024		
Current Expenditures		1,526,722	1,852,000	1,745,000	2,010,000	2,030,000	2,067,000		
601	Administrative and Support Services	1,526,722	1,852,000	1,745,000	2,010,000	2,030,000	2,067,000		
Capital Expenditures		0	120,000	120,000	100,000	100,000	100,000		
004	Use of Solar Energy Project	0	120,000	120,000	100,000	100,000	100,000		
Program / Treasury		0	120,000	120,000	100,000	100,000	100,000		
Total Program		1,526,722	1,972,000	1,865,000	2,110,000	2,130,000	2,167,000		

Budget Chapter 2902 - Vocational Training Corporation Distributed According to the Program

6042	Training and Rehabilitation Program
-------------	--

Objective of the program :

This program aims at providing vocational training opportunities and mainstreaming the benefit through increasing the number of the Corporation's training programs affiliates

The strategic objective related to the program :

To develop vocational training system with effectiveness, efficiency, sustainability, correlation, accountability and response to the requirements of the labour market.

Directorates associated with the program :

Training Directorate and Technical Directorate.

Services provided by the program :

- 1- Train the workers in the institutions, specialized training centers and their workplaces.
- 2- Prepare and implement different vocational training programs.
- 3- Technical support to establish and develop small and medium institutions.

Staff working in the program :

The program is implemented through a functional staff in 2021 estimated with (1245) staff, including (910) males and (335) females .

Key Performance Indicators for Program

	Performance Measurement Indicator	Base Year	Value	Actual value	Target Value	Preliminary Self Evaluation	Target Value		
				2020	2021		2021	2022	2023
1	Number of trainees enrolled in the vocational training programs	2014	12564	18071	19171	15235	20320	21336	20000
2	Percentage of employed persons of the graduates of the vocational training programs	2014	71.6%	77.7%	79.7%	60.0%	61.5%	82.0%	84.0%

Appropriations Of Training and Rehabilitation Program as Per Activities and Projects.

(In JDs)

Activities and Projects	Actual	Estimated	Re-estimated	Estimated	Indicative	
	2020	2021	2021	2022	2023	2024
Current Expenditures	8,323,872	9,623,000	9,430,000	10,277,000	10,338,000	10,428,000
601 Vocational Training	8,323,872	9,623,000	9,430,000	10,277,000	10,338,000	10,428,000
Capital Expenditures	1,369,976	4,558,000	3,238,000	4,313,000	5,265,000	5,267,000
007 Activating the participation of females and persons with special needs in training programs	16,771	25,000	25,000	120,000	105,000	105,000
013 Establishment, maintaining, equipping and modernizing training buildings and centers	874,299	957,000	905,000	1,580,500	1,735,000	1,735,000
014 Development of training programs and curricula and raising training efficiency	222,775	0	0	0	0	0
015 Excellence Centers for skills development in different sectors	0	2,048,000	1,270,000	1,820,000	1,830,000	1,980,000
701 Constructing, expanding and developing the workshops and training institutes in Irbid governorate	22,676	70,000	70,000	105,000	110,000	140,000
702 Establishing , maintaining and equipping of workshops in Jerash governorate	0	335,000	200,000	50,000	20,000	20,000
704 Rehabilitating the Vocational Training Institute in Ajloun governorate	99,201	150,000	75,000	50,000	250,000	400,000
705 Expanding and developing the workshops in Tafileh governorate	0	60,000	50,000	140,000	235,000	357,000
707 Expanding and developing the workshops and training institutes in Aqaba governorate	595	200,000	100,000	80,000	380,000	0
709 Maintenance and repairs for the buildings of vocational training / Mafraq governorate	73,749	0	0	100,000	0	0
711 Maintaining and expanding Vocational Training Institute / Ein Al-Basha in Balqa' governorate	9,910	200,000	120,000	70,000	100,000	130,000
712 Establishing and maintaining buildings and workshops in Karak governorate	0	120,000	80,000	0	335,000	385,000
713 Building, expanding and developing the workshops and training institutes in Ma'an governorate	50,000	293,000	293,000	30,000	65,000	15,000

Budget Chapter 2902 - Vocational Training Corporation Distributed According to the Program

6042 Training and Rehabilitation Program		Appropriations Of Training and Rehabilitation Program as Per Activities and Projects. (In JDs)					
Activities and Projects		Actual 2020	Estimated 2021	Re-estimated 2021	Estimated 2022	Indicative 2023 2024	
Capital Expenditures		1,369,976	4,558,000	3,238,000	4,313,000	5,265,000	5,267,000
717	Creating portable workshops and cellphones maintenance workshops, blacksmithing, air conditioning and refrigeration within the centers affiliated with Corporation	0	100,000	50,000	0	0	0
718	Creating, habilitating and equipping vocational training centers workshops affiliated to the governorate / Zarqa governorate	0	0	0	167,500	100,000	0
Program / Treasury		1,369,976	4,558,000	3,238,000	4,313,000	5,265,000	5,267,000
Total Program		9,693,848	14,181,000	12,668,000	14,590,000	15,603,000	15,695,000

Capital Expenditures Distributed According to Governorates

Chapter : 2902 Vocational Training Corporation

(In JDs)

Governorate		Estimated 2022	Indicative 2023	Indicative 2024
21	Irbid Governorate	105,000	110,000	140,000
22	Mafraq Governorate	100,000	0	0
23	Jerash Governorate	50,000	20,000	20,000
24	Ajloun Governorate	50,000	250,000	400,000
31	The Capital Governorate	0	0	0
32	Balqa' Governorate	70,000	100,000	130,000
33	Zarqa Governorate	167,500	100,000	0
34	Ma'daba Governorate	0	0	0
41	Karak Governorate	0	335,000	385,000
42	Ma'an Governorate	30,000	65,000	15,000
43	Tafileh Governorate	140,000	235,000	357,000
44	Aqaba Governorate	80,000	380,000	0
Total		792,500	1,595,000	1,447,000

Chapter : 2902 Vocational Training Corporation

(In JDs)

Current Activities Appropriations According to Program								
Prog.	Activites		Actual	Estimated	Re-estimated	Estimated	Indicative	Indicative
			2020	2021	2021	2022	2023	2024
6041	601	Administrative and Support Services	1526722	1852000	1745000	2010000	2030000	2067000
		Total of Program	1526722	1852000	1745000	2010000	2030000	2067000
6042	601	Vocational Training	8323872	9623000	9430000	10277000	10338000	10428000
		Total of Program	8323872	9623000	9430000	10277000	10338000	10428000
		Total	9850594	11475000	11175000	12287000	12368000	12495000

Capital Projects Appropriations According to Program								
Prog.	Projects		Actual	Estimated	Re-estimated	Estimated	Indicative	Indicative
			2020	2021	2021	2022	2023	2024
6041	004	Use of Solar Energy Project	0	120000	120000	100000	100000	100000
		Total of Program	0	120000	120000	100000	100000	100000
6042	007	Activating the participation of females and persons with special needs in training programs	16771	25000	25000	120000	105000	105000
	013	Establishment, maintaining, equipping and modernizing training buildings and centers	874299	957000	905000	1580500	1735000	1735000
	014	Development of training programs and curricula and raising training efficiency	222775	0	0	0	0	0
	015	Excellence Centers for skills development in different sectors	0	2048000	1270000	1820000	1830000	1980000
	701	Constructing, expanding and developing the workshops and training institutes in Irbid governorate	22676	70000	70000	105000	110000	140000
	702	Establishing , maintaining and equipping of workshops in Jerash governorate	0	335000	200000	50000	20000	20000
	704	Rehabilitating the Vocational Training Institute in Ajloun governorate	99201	150000	75000	50000	250000	400000
	705	Expanding and developing the workshops in Tafleeh governorate	0	60000	50000	140000	235000	357000
	707	Expanding and developing the workshops and training institutes in Aqaba governorate	595	200000	100000	80000	380000	0
	709	Maintenance and repairs for the buildings of vocational training / Mafrag governorate	73749	0	0	100000	0	0
	711	Maintaining and expanding Vocational Training Institute / Ein Al-Basha in Balqa' governorate	9910	200000	120000	70000	100000	130000
	712	Establishing and maintaining buildings and workshops in Karak governorate	0	120000	80000	0	335000	385000
	713	Building, expanding and developing the workshops and training institutes in Ma'an governorate	50000	293000	293000	30000	65000	15000
	717	Creating portable workshops and cellphones maintenance workshops, blacksmithing, air conditioning and refrigeration within the centers affiliated with Corporation	0	100000	50000	0	0	0
	718	Creating, habilitating and equipping vocational training centers workshops affiliated to the governorate / Zarqa governorate	0	0	0	167500	100000	0
		Total of Program	1369976	4558000	3238000	4313000	5265000	5267000
		Total	1369976	4678000	3358000	4413000	5365000	5367000

Overall Summary of Current Expenditures for the Years 2020 - 2024

Chapter: 2902 Vocational Training Corporation

(In JDs)

Group	Item	Description	Actual 2020	Estimated 2021	Re-estimated 2021	Estimated 2022	Indicative 2023	Indicative 2024
21		Compensations of Employees						
2111		Salaries, Wages and Allowances						
	101	Classified Employees	269633	276000	272000	265000	260000	254000
	102	Unclassified Employees	1637597	1676000	1641000	1647000	1662000	1678000
	103	Comprehensive Contract Employees	188555	231000	180000	306000	323000	335000
	105	Personal Cost of Living Allowance	1724057	1754000	1707000	1785000	1805000	1830000
	106	Family Cost of Living Allowance	177213	191000	181000	192000	200000	205000
	110	Overtime Allowance	0	50000	50000	150000	150000	150000
	111	Additional Allowance	1899447	2285000	2239000	2320000	2350000	2380000
	113	Transportation Allowance	198945	235000	235000	267000	280000	295000
	114	Transport Allowance	129908	205000	205000	235000	242000	249000
	116	Employees' Bonuses	1086795	1550000	1550000	1700000	1700000	1700000
	120	Contract Employees	512508	500000	498000	630000	640000	652000
Total			7824658	8953000	8758000	9497000	9612000	9728000
2121		Social Security Contributions						
	301	Social Security	947127	1085000	1012000	1090000	1100000	1120000
Total			947127	1085000	1012000	1090000	1100000	1120000
22		Use of Goods and Services						
2211		Use of Goods and Services						
	201	Rents	21398	55000	45000	45000	45000	45000
	202	Telecommunications Services	34026	40000	35000	45000	45000	45000
	203	Water	73512	75000	75000	75000	75000	75000
	204	Electricity	401301	465000	455000	420000	400000	400000
	205	Fuels	112716	185000	180000	175000	175000	175000
	206	Maintenance of Machines, furniture and accessories	24955	40000	40000	32000	32000	32000
	207	Maintenance of vehicles, equipment and accessories	25287	42000	42000	53000	50000	50000
	208	Repair and maintenance of buildings and accessories	0	5000	5000	2000	2000	2000
	209	Stationery, Publications and Office Supplies	20585	40000	40000	82000	80000	80000
	210	Substances and raw materials (medicines, clothes, food, films, etc..)	74505	95000	95000	183000	180000	180000
	211	Cleaning services and supplies including cleaning contracts	104231	132000	132000	160000	160000	160000
	212	Insurance	77581	95000	95000	95000	95000	95000
	213	Official Travel Missions	9181	20000	20000	20000	20000	20000
	214	Goods and services expenses	27312	41000	41000	193000	177000	168000
Total			1006590	1330000	1300000	1580000	1536000	1527000
28		Other Expenditures						
2821		Other Current Expenditures						
	302	Contributions	55849	62000	62000	70000	70000	70000
	303	Scientific scholarships and training courses	169	5000	5000	10000	10000	10000
	305	Non-Employees' Bonuses	16201	40000	38000	40000	40000	40000
Total			72219	107000	105000	120000	120000	120000
Total of Chapter			9850594	11475000	11175000	12287000	12368000	12495000

Current Expenditures According to Program and Activities for the Years 2020 - 2024

Chapter : 2902 - Vocational Training Corporation

(In JDs)

Program : 6041 - Administration and Support Services								
Activity : 601 - Administrative and Support Services								
Group	Item	Description	Actual 2020	Estimated 2021	Re-estimated 2021	Estimated 2022	Indicative 2023	Indicative 2024
21		Compensations of Employees						
2111		Salaries, Wages and Allowances						
	101	Classified Employees	50145	47000	46000	45000	42000	40000
	102	Unclassified Employees	235920	248000	241000	242000	250000	258000
	103	Comprehensive Contract Employees	90857	101000	80000	80000	85000	90000
	105	Personal Cost of Living Allowance	224003	234000	227000	230000	235000	240000
	106	Family Cost of Living Allowance	25282	26000	26000	27000	29000	30000
	110	Overtime Allowance	0	10000	10000	50000	50000	50000
	111	Additional Allowance	265731	320000	318000	320000	330000	340000
	113	Transportation Allowance	36796	35000	35000	42000	45000	50000
	114	Transport Allowance	14959	25000	25000	30000	32000	34000
	116	Employees' Bonuses	199198	200000	200000	250000	250000	250000
	001	Employees' bonuses	199198	200000	200000	250000	250000	250000
	120	Contract Employees	55584	65000	63000	65000	68000	72000
		Total	1198475	1311000	1271000	1381000	1416000	1454000
2121		Social Security Contributions						
	301	Social Security	128891	185000	135000	150000	152000	160000
		Total	128891	185000	135000	150000	152000	160000
22		Use of Goods and Services						
2211		Use of Goods and Services						
	202	Telecommunications Services	11071	15000	13000	15000	15000	15000
	203	Water	8910	10000	10000	10000	10000	10000
	204	Electricity	11064	70000	60000	25000	25000	25000
	205	Fuels	21144	35000	32000	33000	33000	33000
	001	Heating	3673	10000	10000	8000	8000	8000
	002	Saloon vehicles	8503	13000	10000	10000	10000	10000
	003	Transport vehicles and heavy equipment	8968	12000	12000	15000	15000	15000
	206	Maintenance of Machines, furniture and accessories	3181	10000	10000	7000	7000	7000
	207	Maintenance of vehicles, equipment and accessories	4952	11000	11000	13000	13000	13000
	208	Repair and maintenance of buildings and accessories	0	2000	2000	1000	1000	1000
	209	Stationery, Publications and Office Supplies	8547	10000	10000	10000	10000	10000
	210	Substances and raw materials (medicines, clothes, food, films, etc..)	150	0	0	0	0	0
	211	Cleaning services and supplies including cleaning contracts	90252	107000	107000	135000	135000	135000
	212	Insurance	12000	15000	15000	15000	15000	15000
	213	Official Travel Missions	2537	5000	5000	5000	5000	5000
	214	Goods and services expenses	4336	13000	13000	155000	138000	129000
	001	Events and hospitality	1734	3000	3000	3000	3000	3000
	008	Advertisements and subscriptions	1559	6000	6000	10000	10000	8000
	013	Services, security and guarding contracts	0	0	0	100000	100000	100000
	045	Repayment of previous liabilities	0	0	0	10000	0	0
	108	Cases and fees	0	0	0	20000	13000	7000
	115	Market studies	0	0	0	7000	7000	6000
	121	Administrative expenses	1043	4000	4000	5000	5000	5000
		Total	178144	303000	288000	424000	407000	398000
28		Other Expenditures						
2821		Other Current Expenditures						
	302	Contributions	13823	25000	25000	25000	25000	25000
	028	End of Service Compensation	13823	25000	25000	25000	25000	25000
	303	Scientific scholarships and training courses	169	3000	3000	5000	5000	5000
	305	Non-Employees' Bonuses	7220	25000	23000	25000	25000	25000
		Total	21212	53000	51000	55000	55000	55000
		Total of Activity	1526722	1852000	1745000	2010000	2030000	2067000
		Total of Program	1526722	1852000	1745000	2010000	2030000	2067000

Current Expenditures According to Program and Activities for the Years 2020 - 2024

Chapter : 2902 - Vocational Training Corporation

(In JDs)

Program : 6042 - Training and Rehabilitation								
Activity : 601 - Vocational Training								
Group	Item	Description	Actual 2020	Estimated 2021	Re-estimated 2021	Estimated 2022	Indicative 2023	Indicative 2024
21		Compensations of Employees						
2111		Salaries, Wages and Allowances						
	101	Classified Employees	219488	229000	226000	220000	218000	214000
	102	Unclassified Employees	1401677	1428000	1400000	1405000	1412000	1420000
	103	Comprehensive Contract Employees	97698	130000	100000	226000	238000	245000
	105	Personal Cost of Living Allowance	1500054	1520000	1480000	1555000	1570000	1590000
	106	Family Cost of Living Allowance	151931	165000	155000	165000	171000	175000
	110	Overtime Allowance	0	40000	40000	100000	100000	100000
	111	Additional Allowance	1633716	1965000	1921000	2000000	2020000	2040000
	113	Transportation Allowance	162149	200000	200000	225000	235000	245000
	114	Transport Allowance	114949	180000	180000	205000	210000	215000
	116	Employees' Bonuses	887597	1350000	1350000	1450000	1450000	1450000
	001	Employees' bonuses	887597	900000	900000	950000	950000	950000
	014	Incentives of holding the local and international courses at the vocational training corporation	0	450000	450000	500000	500000	500000
	120	Contract Employees	456924	435000	435000	565000	572000	580000
		Total	6626183	7642000	7487000	8116000	8196000	8274000
2121		Social Security Contributions						
	301	Social Security	818236	900000	877000	940000	948000	960000
		Total	818236	900000	877000	940000	948000	960000
22		Use of Goods and Services						
2211		Use of Goods and Services						
	201	Rents	21398	55000	45000	45000	45000	45000
	202	Telecommunications Services	22955	25000	22000	30000	30000	30000
	203	Water	64602	65000	65000	65000	65000	65000
	204	Electricity	390237	395000	395000	395000	375000	375000
	205	Fuels	91572	150000	148000	142000	142000	142000
	001	Heating	38981	65000	65000	57000	57000	57000
	002	Saloon vehicles	12973	30000	28000	30000	30000	30000
	003	Transport vehicles and heavy equipment	39618	55000	55000	55000	55000	55000
	206	Maintenance of Machines, furniture and accessories	21774	30000	30000	25000	25000	25000
	207	Maintenance of vehicles, equipment and accessories	20335	31000	31000	40000	37000	37000
	208	Repair and maintenance of buildings and accessories	0	3000	3000	1000	1000	1000
	209	Stationery, Publications and Office Supplies	12038	30000	30000	72000	70000	70000
	210	Substances and raw materials (medicines, clothes, food, films, etc..)	74355	95000	95000	183000	180000	180000
	211	Cleaning services and supplies including cleaning contracts	13979	25000	25000	25000	25000	25000
	212	Insurance	65581	80000	80000	80000	80000	80000
	213	Official Travel Missions	6644	15000	15000	15000	15000	15000
	214	Goods and services expenses	22976	28000	28000	38000	39000	39000
	001	Events and hospitality	969	3000	3000	3000	4000	4000
	008	Advertisements and subscriptions	4505	16000	16000	20000	20000	20000
	121	Administrative expenses	17502	9000	9000	15000	15000	15000
		Total	828446	1027000	1012000	1156000	1129000	1129000
28		Other Expenditures						
2821		Other Current Expenditures						
	302	Contributions	42026	37000	37000	45000	45000	45000
	028	End of Service Compensation	42026	37000	37000	45000	45000	45000
	303	Scientific scholarships and training courses	0	2000	2000	5000	5000	5000
	305	Non-Employees' Bonuses	8981	15000	15000	15000	15000	15000
		Total	51007	54000	54000	65000	65000	65000
		Total of Activity	8323872	9623000	9430000	10277000	10338000	10428000
		Total of Program	8323872	9623000	9430000	10277000	10338000	10428000
		Total of Chapter	9850594	11475000	11175000	12287000	12368000	12495000

Overall Summary of Capital Expenditures for the Years 2020 - 2024

Chapter : 2902 Vocational Training Corporation

(In JDs)

Group	Item	Description	Actual 2020	Estimated 2021	Re-estimated 2021	Estimated 2022	Indicative 2023	Indicative 2024
		Expenditures						
21		Compensations of Employees						
2111		Salaries, Wages and Allowances						
	502	Wages	3115	0	0	0	0	0
Total			3115	0	0	0	0	0
22		Use of Goods and Services						
2211		Use of Goods and Services						
	510	Buildings and facilities repair and maintenance	324288	1173000	1073000	698000	1253000	1280000
	512	Operating and Sustaining Expenditures	761258	1613000	930000	2415000	2410000	2560000
Total			1085546	2786000	2003000	3113000	3663000	3840000
28		Other Expenditures						
2822		Other Capital Expenditures						
	504	Studies, Research and Consultations	0	7000	7000	0	0	0
Total			0	7000	7000	0	0	0
		Fixed Assets						
31		Non-financial Assets						
3111		Buildings and Constructions						
	508	Works and Constructions	50000	263000	263000	230000	200000	200000
Total			50000	263000	263000	230000	200000	200000
3112		Devices, Machinery and Equipment						
	505	Equipment, Machines and Devices	230819	1590000	1063000	1060000	1492000	1317000
Total			230819	1590000	1063000	1060000	1492000	1317000
3113		Other Fixed Assets						
	511	Equipping and furnishing	496	24000	14000	5000	5000	5000
Total			496	24000	14000	5000	5000	5000
3141		Lands						
	507	Lands	0	8000	8000	5000	5000	5000
Total			0	8000	8000	5000	5000	5000
Total of Chapter			1369976	4678000	3358000	4413000	5365000	5367000

Capital Expenditures According to Program and Projects for the Years 2020 - 2024

Chapter : 2902 Vocational Training Corporation

(In JDs)

Program		6041 Administration and Support Services						
Project		004 Use of Solar Energy Project						
Fund Source		102001 Capital (Treasury)						
Group	item	Description	Actual 2020	Estimated 2021	Re-estimated 2021	Estimated 2022	Indicative 2023	Indicative 2024
31		Non-financial Assets						
3112		Devices, Machinery and Equipment						
	505	Equipment, Machines and Devices						
	068	Solar cells generating the electric energy	0	120000	120000	100000	100000	100000
		Total of Item	0	120000	120000	100000	100000	100000
		Total of Project / Treasury	0	120000	120000	100000	100000	100000
		Total of Program	0	120000	120000	100000	100000	100000

Capital Expenditures According to Program and Projects for the Years 2020 - 2024

Chapter : 2902 Vocational Training Corporation

(In JDs)

Program 6042 Training and Rehabilitation								
Project		007 Activating the participation of females and persons with special needs in training programs						
Fund Source		102001 Capital (Treasury)						
Group	item	Description	Actual 2020	Estimated 2021	Re-estimated 2021	Estimated 2022	Indicative 2023	Indicative 2024
22		Use of Goods and Services						
2211		Use of Goods and Services						
	512	Operating and Sustaining Expenditures						
	008	Qualification and training expenses	16771	25000	25000	120000	105000	105000
		Total of Item	16771	25000	25000	120000	105000	105000
		Total of Project / Treasury	16771	25000	25000	120000	105000	105000
Project		013 Establishment, maintaining, equipping and modernizing training buildings and centers						
Fund Source		102001 Capital (Treasury)						
Group	item	Description	Actual 2020	Estimated 2021	Re-estimated 2021	Estimated 2022	Indicative 2023	Indicative 2024
21		Compensations of Employees						
2111		Salaries, Wages and Allowances						
	502	Wages						
	001	Wages	3115	0	0	0	0	0
		Total of Item	3115	0	0	0	0	0
22		Use of Goods and Services						
2211		Use of Goods and Services						
	510	Buildings and facilities repair and maintenance						
	009	Buildings repair and renovation	118752	248000	248000	285500	450000	450000
		Total of Item	118752	248000	248000	285500	450000	450000
	512	Operating and Sustaining Expenditures						
	013	Services contracts	517023	470000	470000	475000	475000	475000
	017	Promotion, advertising and awareness	4689	0	0	0	0	0
		Total of Item	521712	470000	470000	475000	475000	475000
28		Other Expenditures						
2822		Other Capital Expenditures						
	504	Studies, Research and Consultations						
	024	Market studies	0	7000	7000	0	0	0
		Total of Item	0	7000	7000	0	0	0
31		Non-financial Assets						
3111		Buildings and Constructions						
	508	Works and Constructions						
	013	Construction of buildings	0	0	0	200000	200000	200000
		Total of Item	0	0	0	200000	200000	200000
3112		Devices, Machinery and Equipment						
	505	Equipment, Machines and Devices						
	004	Educational devices and equipment	230224	220000	168000	450000	450000	450000
	074	Virtual Training	0	0	0	160000	150000	150000
		Total of Item	230224	220000	168000	610000	600000	600000
3113		Other Fixed Assets						
	511	Equipping and furnishing						
	010	Furnishing and equipping training centers	496	4000	4000	5000	5000	5000
		Total of Item	496	4000	4000	5000	5000	5000
3141		Lands						
	507	Lands						
	001	Lands expropriation and purchase	0	8000	8000	5000	5000	5000
		Total of Item	0	8000	8000	5000	5000	5000
		Total of Project / Treasury	874299	957000	905000	1580500	1735000	1735000

Capital Expenditures According to Program and Projects for the Years 2020 - 2024

Chapter : 2902 Vocational Training Corporation

(In JDs)

Program 6042 Training and Rehabilitation								
Project		014 Development of training programs and curricula and raising training efficiency						
Fund Source		102001 Capital (Treasury)						
Group	item	Description	Actual 2020	Estimated 2021	Re-estimated 2021	Estimated 2022	Indicative 2023	Indicative 2024
22		Use of Goods and Services						
2211		Use of Goods and Services						
	512	Operating and Sustaining Expenditures						
	035	Technical and administrative support	210000	0	0	0	0	0
	070	Stationery and publications	12775	0	0	0	0	0
		Total of Item	222775	0	0	0	0	0
		Total of Project / Treasury	222775	0	0	0	0	0
Project		015 Excellence Centers for skills development in different sectors						
Fund Source		102001 Capital (Treasury)						
Group	item	Description	Actual 2020	Estimated 2021	Re-estimated 2021	Estimated 2022	Indicative 2023	Indicative 2024
22		Use of Goods and Services						
2211		Use of Goods and Services						
	510	Buildings and facilities repair and maintenance						
	009	Buildings repair and renovation	0	435000	435000	0	0	0
		Total of Item	0	435000	435000	0	0	0
	512	Operating and Sustaining Expenditures						
	008	Qualification and training expenses	0	1105000	422000	1520000	1530000	1680000
	013	Services contracts	0	13000	13000	0	0	0
	171	Develop and support training and technical staffs	0	0	0	300000	300000	300000
		Total of Item	0	1118000	435000	1820000	1830000	1980000
31		Non-financial Assets						
3112		Devices, Machinery and Equipment						
	505	Equipment, Machines and Devices						
	004	Educational devices and equipment	0	495000	400000	0	0	0
		Total of Item	0	495000	400000	0	0	0
		Total of Project / Treasury	0	2048000	1270000	1820000	1830000	1980000
Project		701 Constructing, expanding and developing the workshops and training institutes in Irbid governorate						
Fund Source		102001 Capital (Treasury)						
Group	item	Description	Actual 2020	Estimated 2021	Re-estimated 2021	Estimated 2022	Indicative 2023	Indicative 2024
22		Use of Goods and Services						
2211		Use of Goods and Services						
	510	Buildings and facilities repair and maintenance						
	009	Buildings repair and renovation	22676	50000	50000	60000	50000	65000
		Total of Item	22676	50000	50000	60000	50000	65000
31		Non-financial Assets						
3112		Devices, Machinery and Equipment						
	505	Equipment, Machines and Devices						
	004	Educational devices and equipment	0	20000	20000	45000	60000	75000
		Total of Item	0	20000	20000	45000	60000	75000
		Total of Project / Treasury	22676	70000	70000	105000	110000	140000

Capital Expenditures According to Program and Projects for the Years 2020 - 2024

Chapter : 2902 Vocational Training Corporation

(In JDs)

Program 6042 Training and Rehabilitation								
Project		702 Establishing , maintaining and equipping of workshops in Jerash governorate						
Fund Source		102001 Capital (Treasury)						
Group	item	Description	Actual 2020	Estimated 2021	Re-estimated 2021	Estimated 2022	Indicative 2023	Indicative 2024
22		Use of Goods and Services						
2211		Use of Goods and Services						
	510	Buildings and facilities repair and maintenance						
	009	Buildings repair and renovation	0	125000	100000	20000	20000	20000
		Total of Item	0	125000	100000	20000	20000	20000
31		Non-financial Assets						
3111		Buildings and Constructions						
	508	Works and Constructions						
	013	Construction of buildings	0	0	0	30000	0	0
		Total of Item	0	0	0	30000	0	0
3112		Devices, Machinery and Equipment						
	505	Equipment, Machines and Devices						
	004	Educational devices and equipment	0	210000	100000	0	0	0
		Total of Item	0	210000	100000	0	0	0
		Total of Project / Treasury	0	335000	200000	50000	20000	20000
Project		704 Rehabilitating the Vocational Training Institute in Ajloun governorate						
Fund Source		102001 Capital (Treasury)						
Group	item	Description	Actual 2020	Estimated 2021	Re-estimated 2021	Estimated 2022	Indicative 2023	Indicative 2024
22		Use of Goods and Services						
2211		Use of Goods and Services						
	510	Buildings and facilities repair and maintenance						
	009	Buildings repair and renovation	99201	0	0	20000	100000	200000
		Total of Item	99201	0	0	20000	100000	200000
31		Non-financial Assets						
3112		Devices, Machinery and Equipment						
	505	Equipment, Machines and Devices						
	004	Educational devices and equipment	0	150000	75000	30000	150000	200000
		Total of Item	0	150000	75000	30000	150000	200000
		Total of Project / Treasury	99201	150000	75000	50000	250000	400000
Project		705 Expanding and developing the workshops in Tafileh governorate						
Fund Source		102001 Capital (Treasury)						
Group	item	Description	Actual 2020	Estimated 2021	Re-estimated 2021	Estimated 2022	Indicative 2023	Indicative 2024
22		Use of Goods and Services						
2211		Use of Goods and Services						
	510	Buildings and facilities repair and maintenance						
	009	Buildings repair and renovation	0	60000	50000	25000	100000	200000
		Total of Item	0	60000	50000	25000	100000	200000
31		Non-financial Assets						
3112		Devices, Machinery and Equipment						
	505	Equipment, Machines and Devices						
	004	Educational devices and equipment	0	0	0	115000	135000	157000
		Total of Item	0	0	0	115000	135000	157000
		Total of Project / Treasury	0	60000	50000	140000	235000	357000

Capital Expenditures According to Program and Projects for the Years 2020 - 2024

Chapter : 2902 Vocational Training Corporation

(In JDs)

Program 6042 Training and Rehabilitation								
Project		707 Expanding and developing the workshops and training institutes in Aqaba governorate						
Fund Source		102001 Capital (Treasury)						
Group	item	Description	Actual 2020	Estimated 2021	Re-estimated 2021	Estimated 2022	Indicative 2023	Indicative 2024
22		Use of Goods and Services						
2211		Use of Goods and Services						
	510	Buildings and facilities repair and maintenance						
	009	Buildings repair and renovation	0	60000	30000	40000	200000	0
		Total of Item	0	60000	30000	40000	200000	0
31		Non-financial Assets						
3112		Devices, Machinery and Equipment						
	505	Equipment, Machines and Devices						
	004	Educational devices and equipment	595	140000	70000	40000	180000	0
		Total of Item	595	140000	70000	40000	180000	0
		Total of Project / Treasury	595	200000	100000	80000	380000	0
Project		709 Maintenance and repairs for the buildings of vocational training / Mafraq governorate						
Fund Source		102001 Capital (Treasury)						
Group	item	Description	Actual 2020	Estimated 2021	Re-estimated 2021	Estimated 2022	Indicative 2023	Indicative 2024
22		Use of Goods and Services						
2211		Use of Goods and Services						
	510	Buildings and facilities repair and maintenance						
	009	Buildings repair and renovation	73749	0	0	100000	0	0
		Total of Item	73749	0	0	100000	0	0
		Total of Project / Treasury	73749	0	0	100000	0	0
Project		711 Maintaining and expanding Vocational Training Institute / Ein Al-Basha in Balqa' governorate						
Fund Source		102001 Capital (Treasury)						
Group	item	Description	Actual 2020	Estimated 2021	Re-estimated 2021	Estimated 2022	Indicative 2023	Indicative 2024
22		Use of Goods and Services						
2211		Use of Goods and Services						
	510	Buildings and facilities repair and maintenance						
	009	Buildings repair and renovation	9910	125000	90000	70000	100000	130000
		Total of Item	9910	125000	90000	70000	100000	130000
31		Non-financial Assets						
3112		Devices, Machinery and Equipment						
	505	Equipment, Machines and Devices						
	004	Educational devices and equipment	0	75000	30000	0	0	0
		Total of Item	0	75000	30000	0	0	0
		Total of Project / Treasury	9910	200000	120000	70000	100000	130000

Capital Expenditures According to Program and Projects for the Years 2020 - 2024

Chapter : 2902 Vocational Training Corporation

(In JDs)

Program 6042 Training and Rehabilitation								
Project		712 Establishing and maintaining buildings and workshops in Karak governorate						
Fund Source		102001 Capital (Treasury)						
Group	item	Description	Actual 2020	Estimated 2021	Re-estimated 2021	Estimated 2022	Indicative 2023	Indicative 2024
22		Use of Goods and Services						
2211		Use of Goods and Services						
	510	Buildings and facilities repair and maintenance						
	009	Buildings repair and renovation	0	50000	50000	0	168000	200000
		Total of Item	0	50000	50000	0	168000	200000
31		Non-financial Assets						
3112		Devices, Machinery and Equipment						
	505	Equipment, Machines and Devices						
	004	Educational devices and equipment	0	50000	20000	0	167000	185000
		Total of Item	0	50000	20000	0	167000	185000
3113		Other Fixed Assets						
	511	Equipping and furnishing						
	010	Furnishing and equipping training centers	0	20000	10000	0	0	0
		Total of Item	0	20000	10000	0	0	0
		Total of Project / Treasury	0	120000	80000	0	335000	385000
Project		713 Building, expanding and developing the workshops and training institutes in Ma'an governorate						
Fund Source		102001 Capital (Treasury)						
Group	item	Description	Actual 2020	Estimated 2021	Re-estimated 2021	Estimated 2022	Indicative 2023	Indicative 2024
22		Use of Goods and Services						
2211		Use of Goods and Services						
	510	Buildings and facilities repair and maintenance						
	009	Buildings repair and renovation	0	20000	20000	10000	15000	15000
		Total of Item	0	20000	20000	10000	15000	15000
31		Non-financial Assets						
3111		Buildings and Constructions						
	508	Works and Constructions						
	013	Construction of buildings	50000	263000	263000	0	0	0
		Total of Item	50000	263000	263000	0	0	0
3112		Devices, Machinery and Equipment						
	505	Equipment, Machines and Devices						
	004	Educational devices and equipment	0	10000	10000	20000	50000	0
		Total of Item	0	10000	10000	20000	50000	0
		Total of Project / Treasury	50000	293000	293000	30000	65000	15000
Project		717 Creating portable workshops and cellphones maintenance workshops, blacksmithing, air conditioning and refrigeration within the centers affiliated with Corporation						
Fund Source		102001 Capital (Treasury)						
Group	item	Description	Actual 2020	Estimated 2021	Re-estimated 2021	Estimated 2022	Indicative 2023	Indicative 2024
31		Non-financial Assets						
3112		Devices, Machinery and Equipment						
	505	Equipment, Machines and Devices						
	004	Educational devices and equipment	0	100000	50000	0	0	0
		Total of Item	0	100000	50000	0	0	0
		Total of Project / Treasury	0	100000	50000	0	0	0

Capital Expenditures According to Program and Projects for the Years 2020 - 2024

Chapter : 2902 Vocational Training Corporation

(In JDs)

Program 6042 Training and Rehabilitation								
Project		718 Creating, habilitating and equipping vocational training centers workshops affiliated to the governorate / Zarqa governorate						
Fund Source		102001	Capital (Treasury)					
Group	item	Description	Actual 2020	Estimated 2021	Re-estimated 2021	Estimated 2022	Indicative 2023	Indicative 2024
22		Use of Goods and Services						
2211		Use of Goods and Services						
	510	Buildings and facilities repair and maintenance						
	009	Buildings repair and renovation	0	0	0	67500	50000	0
		Total of Item	0	0	0	67500	50000	0
31		Non-financial Assets						
3112		Devices, Machinery and Equipment						
	505	Equipment, Machines and Devices						
	004	Educational devices and equipment	0	0	0	100000	50000	0
		Total of Item	0	0	0	100000	50000	0
		Total of Project / Treasury	0	0	0	167500	100000	0
		Total of Program	1369976	4558000	3238000	4313000	5265000	5267000
		Total of Chapter	1369976	4678000	3358000	4413000	5365000	5367000