

Chapter : 2102 Ministry of Public Works and Housing/Government Tenders Department

- Creation:** The Government Tenders Department was established under Government Works Bylaw No. (39) for the year 1982 and amendments thereto.
- Vision :** Transparent and efficient government procurements.
- Mission:** Managing the procedures of works tender's invitation and awarding, technical services efficiently and competence, follow-up contractors' classification, rehabilitation of consultants to provide distinguished services locally and regionally through a specialized qualified cadre which ensuring equal opportunities and unify the joint efforts with private sector to upgrade the construction sector and the preservation of public money.
- Legal Framework** Public Works Bylaw No. (71) for the year 1986

Tasks of the Ministry / Department:

- Conduct purchasing procedures for government bodies or government units of technical works and services as per government procurement bylaw no.(28) for 2019 as amended.
- Scrutinize and analyze the government technical services and works tenders and collect, keep and analyze data related to tenders.
- Formulate and develop the general and private conditions for works tenders and technical services, reference conditions, bidding procedures, models and plans and develop them in coordination with the Procurement Policy Committee.
- Review the general and private conditions for entrepreneurial contract and technical services agreements and terms of reference, tenders procedures and develop these conditions and procedures.
- Licensing and classifying the contractors, classifying technical service providers in coordination with the competent entities, as well as preserving the information assigned to them and their work for the purposes of working inside and outside the Kingdom pursuant to the instructions issued by the Council of Ministers to this end.
- Cooperate with purchase policies committee and coordinate with the government authorities and units to improve the skills of staff in the field of purchasing and capacity building
- Provide the government entity and the government unit with advice and consultation regarding the purchase
- Perform the works of the secretariate of the committees
- Collect information about the procurement procedures and raise to the procurement policies committee
- Keeping records, files, entries and samples of purchasing processes
- Cooperate with the purchase policies committee to set up the general policy for procurement management and set up the necessary plans and programs to implement this policy
- Evaluate the performance of contractors and consultants depending on the reports of the beneficiaries
- Study of the change in fuel prices and construction materials listed in the amendment spreadsheet in the unified construction contract for projects and placement to the minister by issuing any circular to modify those prices
- Issue the periodical bulletins on construction sector and the prices of constructional materials and works items
- Issue periodical publications and guidance items related to purchasing
- Maintain the file of negotiations about joining Jordan the agreements of government procurement arising from the WTO
- Participate in implementing the agreements and protocols concluded between the kingdom and any international organizations at the regional and global levels

Ministry/Department Contribution to the Achievement of the National Objectives:

- Increase the government efficiency; activate the accountability and government performance measurement.
- Stimulate the business and investment environment
- Stimulate the economic growth and proceeding with Mega infrastructure projects.
- Improve the level and quality of government services provided to citizens.

Ministry/Department Contribution to the Achievement of the National Objectives:

- Enhance partnership capacities between public and private sectors

Major Issues and Challenges which face the Ministry / Department:

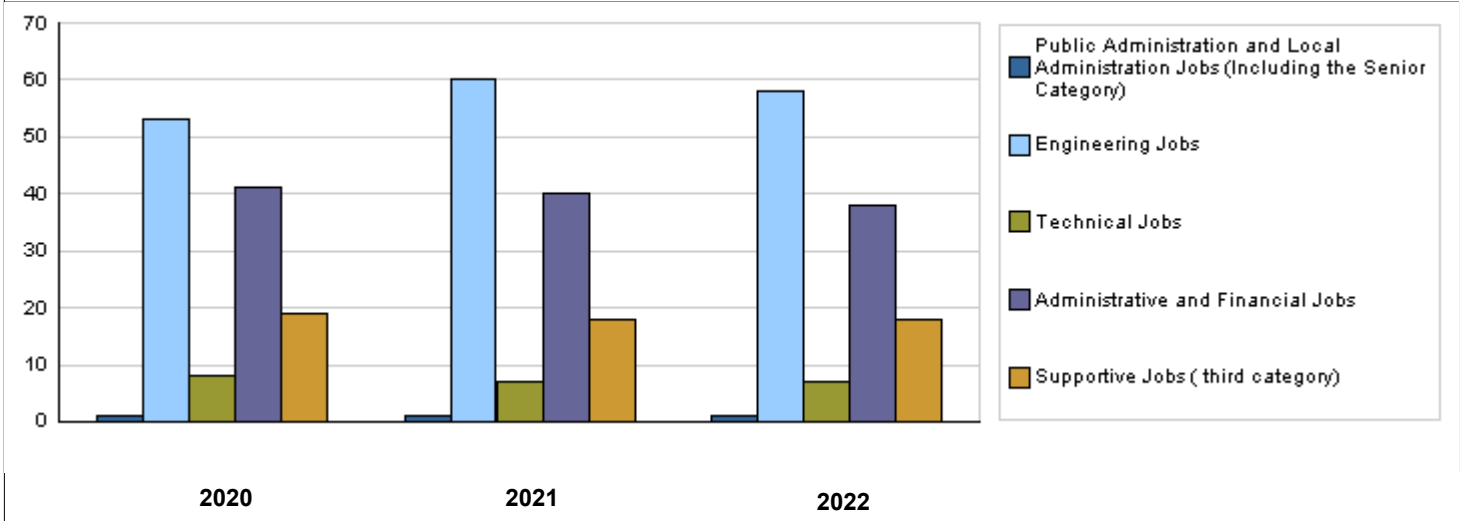
- Lack of qualified human resources in some locations due to mandatory retirement in accordance with Prime Minister's Decision
- Increase bidding the central committee validity by other departments.
- Lack of financial resources

Strategic Objectives and Performance Indicators of the Ministry / Department

Strategic Objective	Performance Indicator	Base year	Value	Actual Value	Target Value	Preliminary Self Evaluation	Target Value		
				2020	2021	2021	2022	2023	2024
1 - To develop and improve the Department's capacities	1 Degree of satisfaction of the Department's clients	2008	%80	%95	%97	%97	%97	%97	%97
2 - To contribute to developing the construction and building sector in Jordan	1 Number of objections where an error is proved in qualification/ classification and awarded and transferred tenders	2008	3	1	1	1	1	0	0
3 - Transparency, accountability and justice in government tenders procedures	1 Percentage of satisfaction of bidders with the transparency of the awarding process	2008	%80	%98	%98	%98	%98	%98	%98

Number of Staff of the Ministry / Department

Group	Job	2020			2021			Preliminary 2022		
		Male	Female	Total	Male	Female	Total	Male	Female	Total
Public Administration and Local Administration Jobs (Including the Senior Category)	Leadership and supervisory jobs	1	0	1	1	0	1	1	0	1
		0	0	0	0	0	0	0	0	0
Engineering Jobs	Engineers	19	34	53	14	46	60	14	44	58
Technical Jobs	Technicians and Programmers	4	4	8	3	4	7	3	4	7
Administrative and Financial Jobs	Financial Employees and Accountants	11	30	41	11	29	40	9	29	38
Supportive Jobs (third category)	Third category	18	1	19	17	1	18	17	1	18
Total		53	69	122	46	80	126	44	78	122
Total Cost of Salaries		398673	519027	917700	365810	636190	1002000	430984	764016	1195000



Key Information of the Ministry / Department

No.	Description	2018	2019	2020	2021	2022
1	Follow up the classification of contractors and consultants and qualify them in terms of number	1298	1400	1450	1500	1520
2	Invite Government works tenders for bidding and check them in terms of number	162	170	178	185	156
3	provision of all previous services on the Department's website (percentage).	50	55	55	60	65
4	Provide a data bank and internal network for the Department (percentage) as achievement percentage.	45	50	50	55	58
5	The Department's general website on the Internet and live bid opening (percentage) as achievement percentage	55	60	60	65	70

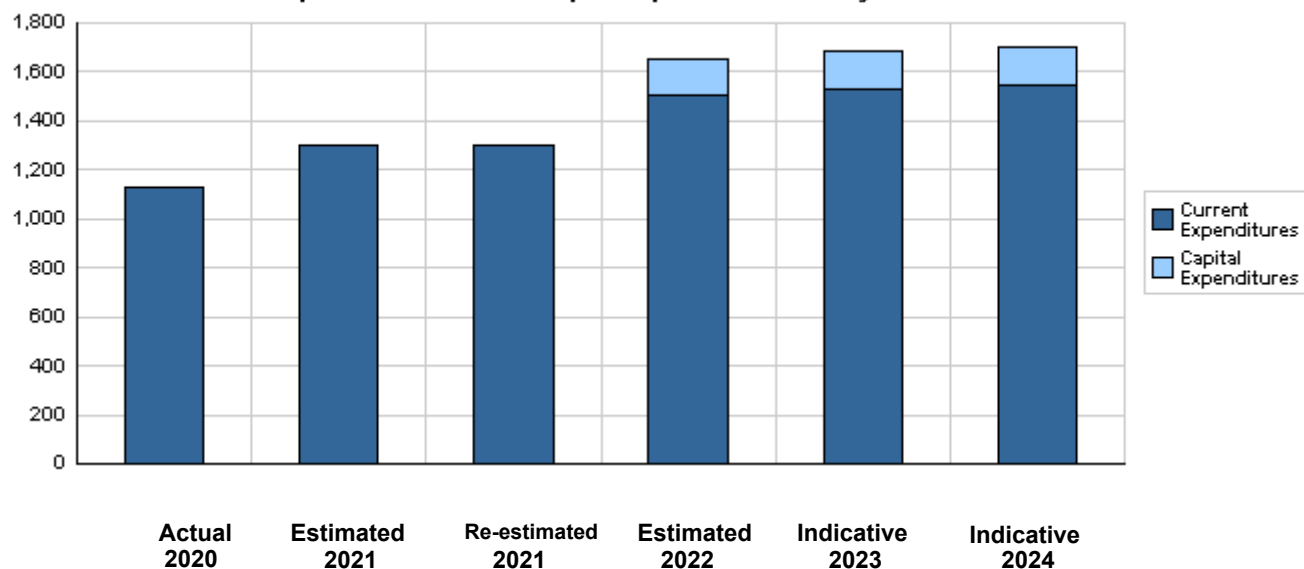
**Overall Summary of Expenditures for Chapter 2102- Ministry of Public Works and Housing/Government Tenders
Department
for the Years 2020 - 2024**

(In JDs)

Description		Actual 2020	Estimated 2021	Re-estimated 2021	Estimated 2022	Indicative 2023 2024	
Group	Current Expenditures						
2111	Salaries, Wages and Allowances	823,404	890,000	890,000	1,075,000	1,087,000	1,100,000
2121	Social Security Contributions	94,296	112,000	112,000	120,000	123,000	125,000
2211	Use of Goods and Services	56,190	103,000	96,000	95,000	108,000	110,000
2821	Other Current Expenditures	129,740	160,000	160,000	175,000	175,000	175,000
3112	Devices, Machinery and Equipment	22,341	40,000	40,000	40,000	40,000	40,000
Total current expenditures		1,125,971	1,305,000	1,298,000	1,505,000	1,533,000	1,550,000
Capital Expenditures							
2211	Use of Goods and Services	0	0	0	30,000	30,000	30,000
2822	Other Capital Expenditures	0	0	0	30,000	30,000	30,000
3112	Devices, Machinery and Equipment	0	0	0	90,000	90,000	90,000
Total capital expenditures		0	0	0	150,000	150,000	150,000
Treasury		0	0	0	150,000	150,000	150,000
Total current and capital expenditures		1,125,971	1,305,000	1,298,000	1,655,000	1,683,000	1,700,000

(Thousands of JDs)

Graph of the current and capital expenditures for the years 2020 - 2024

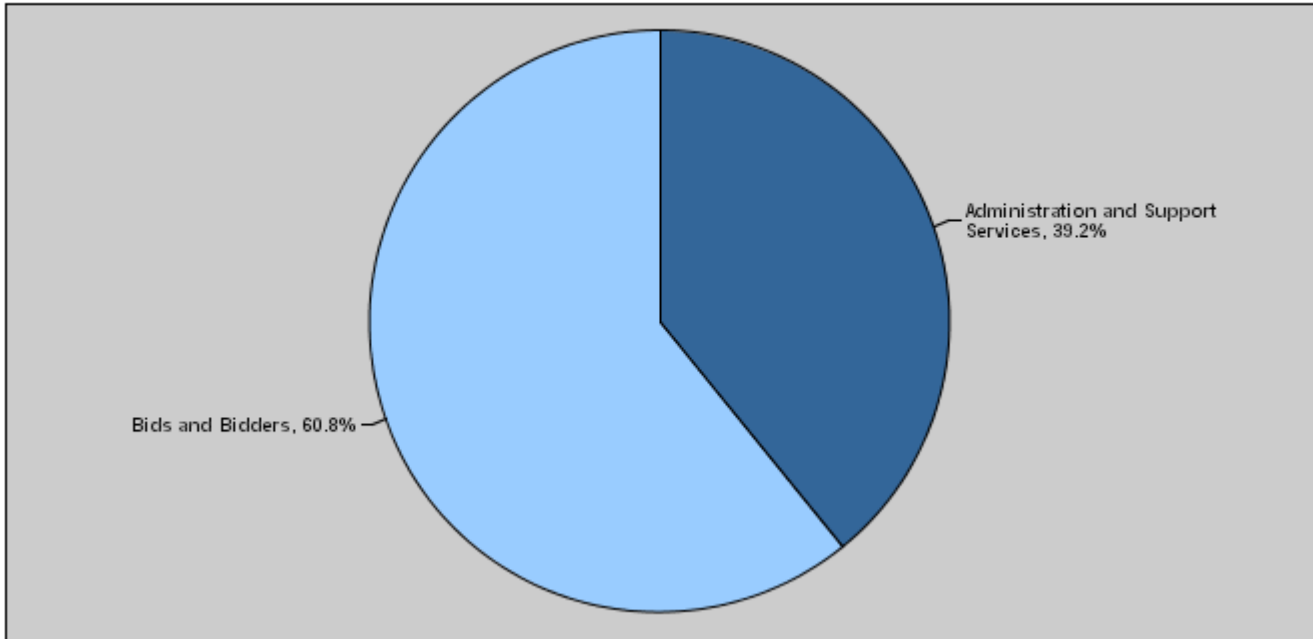


**Budget of Chapter 2102 - Ministry of Public Works and Housing/Government Tenders Department
For the Year 2022 Distributed According to Program**

(In JDs)

Prog.	Description	Current Expenditures	Capital Expenditures	Total Expenditures
3801	Administration and Support Services	648,000	0	648,000
3805	Bids and Bidders	857,000	150,000	1,007,000
Total		1,505,000	150,000	1,655,000

Total Expenditures for the Year 2022 Distributed According to Programs



Estimated Allocations for Females distributed according to Programs for the Years 2020 - 2024

Program	2020	2021	2022	2023	2024
3801 Administration and Support Services	318720	370000	421000	428000	435000
3805 Bids and Bidders	401969	460000	548000	552000	556000
Total	720689	830000	969000	980000	991000

**Budget Chapter 2102 - Ministry of Public Works and Housing/Government Tenders Department Distributed
According to the Program**

3801 Administration and Support Services Program

Objective of the program :

- To carry out all financial tasks relevant to disbursement of salaries, arranging the documents and committees incentives and allowances.
- Entries, financial position, transfers and internal auditing.
- To prepare the Department's budget.
- To carry out appointments, promotions, annual increases and prepare manpower table.
- To follow up the needs of human resources.
- Internal financial and administrative control.
- To organize the Department's files to maintain incoming and outgoing correspondences.
- To supervise the mail, traffic, office boys operations and all activities of the Bureau.

The strategic objective related to the program :

To develop and improve the Department's capacities.

Directorates associated with the program :

- Financial and Administrative Affairs Directorate.
- Internal Control Unit.
- Institutional Performance Development Directorate

Services provided by the program :

Provide administrative and financial support to all projects and programs of the Department

Staff working in the program :

The program is implemented through a functional staff in 2021 estimated with (58) staff, including (20) males and (38) females .

Key Performance Indicators for Program

Performance Measurement Indicator	Base Year	Value	Actual value	Target Value	Preliminary Self Evaluation	Target Value		
			2020	2021		2021	2022	2023
1 Percentage of qualified employees in the Department	2008	%52	%76	%77	%77	%77	%79	%80

Appropriations Of Administration and Support Services Program as Per Activities and Projects.

(In JDs)

Activities and Projects	Actual	Estimated	Re-estimated	Estimated	Indicative	
	2020	2021	2021	2022	2023	2024
Current Expenditures	497,893	585,500	578,500	648,000	670,000	681,000
601 Administrative and Support Services	497,893	585,500	578,500	648,000	670,000	681,000
Capital Expenditures	0	0	0	0	0	0
Program / Treasury	0	0	0	0	0	0
Total Program	497,893	585,500	578,500	648,000	670,000	681,000

**Budget Chapter 2102 - Ministry of Public Works and Housing/Government Tenders Department Distributed
According to the Program**

3805	Bids and Bidders Program
-------------	---------------------------------

Objective of the program :

- The program aims to execute and analyze the works and the government technical services according to the applicable laws, bylaws and instructions through opening tenders to select the best bidders.

The strategic objective related to the program :

- To contribute to developing the construction and building works sector in Jordan.
Transparency, accountability and justice in the government tenders procedures

Directorates associated with the program :

- Tenders Directorate
- Specialized Central Procurement committees Support Directorate
- Classification & Licensing Directorate.
- Engineering Contracts Directorate.
- International Relationships Directorate.

Services provided by the program :

- Follow up the classification and qualification of contractors and consultants.
- Invite tenders for government works and audit them.
- Review, Develop and update all construction contracts.
- Issue circulars related to prices modification of main materials in construction projects.
- Provide all previous services on website of department.
- Provide data bank and internal network for the department.
- The general website of the department and online tenders opening.

Staff working in the program :

The program is implemented through a functional staff in 2021 estimated with (68) staff, including (26) males and (42) females .

Key Performance Indicators for Program

Performance Measurement Indicator		Base Year	Value	Actual value	Target Value	Preliminary Self Evaluation	Target Value		
				2020	2021		2021	2022	2023
1	Number of bidders promoted to a higher classification level, annually	2008	73	80	85	85	85	90	95

Appropriations Of Bids and Bidders Program as Per Activities and Projects.

(In JDs)

Activities and Projects		Actual	Estimated	Re-estimated	Estimated	Indicative	
		2020	2021	2021	2022	2023	2024
Current Expenditures		628,078	719,500	719,500	857,000	863,000	869,000
601	Bidding and awarding government works tenders and reviewing and auditing the bidders	628,078	719,500	719,500	857,000	863,000	869,000
Capital Expenditures		0	0	0	150,000	150,000	150,000
003	Jordan electronic procurement system (JONEPS)	0	0	0	150,000	150,000	150,000
Program / Treasury		0	0	0	150,000	150,000	150,000
Total Program		628,078	719,500	719,500	1,007,000	1,013,000	1,019,000

Chapter : 2102 Ministry of Public Works and Housing/Government Tenders Department

(In JDs)

Current Activities Appropriations According to Program								
Prog.	Activites		Actual	Estimated	Re-estimated	Estimated	Indicative	Indicative
			2020	2021	2021	2022	2023	2024
3801	601	Administrative and Support Services	497893	585500	578500	648000	670000	681000
		Total of Program	497893	585500	578500	648000	670000	681000
3805	601	Bidding and awarding government works tenders and reviewing and auditing the bidders	628078	719500	719500	857000	863000	869000
		Total of Program	628078	719500	719500	857000	863000	869000
		Total	1125971	1305000	1298000	1505000	1533000	1550000

Capital Projects Appropriations According to Program								
Prog.	Projects		Actual	Estimated	Re-estimated	Estimated	Indicative	Indicative
			2020	2021	2021	2022	2023	2024
3805	003	Jordan electronic procurement system (JONEPS)	0	0	0	150000	150000	150000
		Total of Program	0	0	0	150000	150000	150000
		Total	0	0	0	150000	150000	150000

Overall Summary of Current Expenditures for the Years 2020 - 2024

Chapter: 2102 Ministry of Public Works and Housing/Government Tenders Department

(In JDs)

Group	Item	Description	Actual 2020	Estimated 2021	Re-estimated 2021	Estimated 2022	Indicative 2023	Indicative 2024
21		Compensations of Employees						
2111		Salaries, Wages and Allowances						
	101	Classified Employees	18213	20000	20000	20000	20000	20000
	102	Unclassified Employees	156429	154000	154000	156000	158000	160000
	105	Personal Cost of Living Allowance	141051	150000	150000	180000	182000	184000
	106	Family Cost of Living Allowance	6980	11000	11000	12000	14000	16000
	110	Overtime Allowance	15420	20000	20000	25000	25000	25000
	111	Additional Allowance	193622	199000	199000	274000	276000	279000
	113	Transportation Allowance	23984	30000	30000	33000	33000	33000
	114	Transport Allowance	6765	8000	8000	9000	9000	9000
	115	Field Visit Allowance	28361	33000	33000	45000	47000	49000
	116	Employees' Bonuses	177565	200000	200000	220000	220000	220000
	120	Contract Employees	55014	65000	65000	101000	103000	105000
Total			823404	890000	890000	1075000	1087000	1100000
2121		Social Security Contributions						
	301	Social Security	94296	112000	112000	120000	123000	125000
Total			94296	112000	112000	120000	123000	125000
22		Use of Goods and Services						
2211		Use of Goods and Services						
	202	Telecommunications Services	7999	8000	8000	10000	10000	10000
	203	Water	0	2000	0	0	0	0
	204	Electricity	0	5000	0	0	0	0
	205	Fuels	0	8000	8000	9000	12000	14000
	207	Maintenance of vehicles, equipment and accessories	0	7000	7000	9000	9000	9000
	208	Repair and maintenance of buildings and accessories	1999	5000	5000	3000	3000	3000
	209	Stationery, Publications and Office Supplies	9957	14000	14000	14000	14000	14000
	210	Substances and raw materials (medicines, clothes, food, films, etc..)	0	3000	3000	2000	2000	2000
	212	Insurance	0	2000	2000	2000	2000	2000
	213	Official Travel Missions	3105	10000	10000	7000	7000	7000
	214	Goods and services expenses	33130	39000	39000	39000	49000	49000
Total			56190	103000	96000	95000	108000	110000
28		Other Expenditures						
2821		Other Current Expenditures						
	303	Scientific scholarships and training courses	3800	4000	4000	4000	4000	4000
	305	Non-Employees' Bonuses	125940	156000	156000	171000	171000	171000
Total			129740	160000	160000	175000	175000	175000
31		Non-financial Assets						
3112		Devices, Machinery and Equipment						
	402	Devices, Machinery and Equipment	22341	40000	40000	40000	40000	40000
Total			22341	40000	40000	40000	40000	40000
Total of Chapter			1125971	1305000	1298000	1505000	1533000	1550000

Current Expenditures According to Program and Activities for the Years 2020 - 2024

Chapter : 2102 - Ministry of Public Works and Housing/Government Tenders Department

(In JDs)

Program : 3801 - Administration and Support Services								
Activity : 601 - Administrative and Support Services								
Group	Item	Description	Actual 2020	Estimated 2021	Re-estimated 2021	Estimated 2022	Indicative 2023	Indicative 2024
21		Compensations of Employees						
2111		Salaries, Wages and Allowances						
	101	Classified Employees	18213	20000	20000	20000	20000	20000
	102	Unclassified Employees	76735	79000	79000	75000	76000	77000
	105	Personal Cost of Living Allowance	73608	75000	75000	77000	78000	79000
	106	Family Cost of Living Allowance	4920	6500	6500	7000	8000	9000
	110	Overtime Allowance	10486	13000	13000	18000	18000	18000
	111	Additional Allowance	53311	50000	50000	84000	85000	87000
	113	Transportation Allowance	11742	13000	13000	15000	15000	15000
	114	Transport Allowance	4770	6000	6000	6000	6000	6000
	115	Field Visit Allowance	12077	13000	13000	18000	19000	20000
	116	Employees' Bonuses	75547	95000	95000	100000	100000	100000
	120	Contract Employees	15260	20000	20000	30000	31000	32000
		Total	356669	390500	390500	450000	456000	463000
2121		Social Security Contributions						
	301	Social Security	94296	112000	112000	120000	123000	125000
		Total	94296	112000	112000	120000	123000	125000
22		Use of Goods and Services						
2211		Use of Goods and Services						
	202	Telecommunications Services	7999	8000	8000	10000	10000	10000
	203	Water	0	2000	0	0	0	0
	204	Electricity	0	5000	0	0	0	0
	205	Fuels	0	8000	8000	9000	12000	14000
	002	Saloon vehicles	0	8000	8000	9000	12000	14000
	207	Maintenance of vehicles, equipment and accessories	0	7000	7000	9000	9000	9000
	208	Repair and maintenance of buildings and accessories	1999	5000	5000	3000	3000	3000
	210	Substances and raw materials (medicines, clothes, food, films, etc..)	0	3000	3000	2000	2000	2000
	212	Insurance	0	2000	2000	2000	2000	2000
	214	Goods and services expenses	33130	39000	39000	39000	49000	49000
	001	Events and hospitality	4499	6000	6000	6000	6000	6000
	008	Advertisements and subscriptions	1441	3000	3000	3000	3000	3000
	101	Computerization and Internet expenditures	27190	30000	30000	30000	40000	40000
		Total	43128	79000	72000	74000	87000	89000
28		Other Expenditures						
2821		Other Current Expenditures						
	303	Scientific scholarships and training courses	3800	4000	4000	4000	4000	4000
		Total	3800	4000	4000	4000	4000	4000
		Total of Activity	497893	585500	578500	648000	670000	681000
		Total of Program	497893	585500	578500	648000	670000	681000

Current Expenditures According to Program and Activities for the Years 2020 - 2024

Chapter : 2102 - Ministry of Public Works and Housing/Government Tenders Department

(In JDs)

Program : 3805 - Bids and Bidders								
Activity : 601 - Bidding and awarding government works tenders and reviewing and auditing the bidders								
Group	Item	Description	Actual 2020	Estimated 2021	Re-estimated 2021	Estimated 2022	Indicative 2023	Indicative 2024
21		Compensations of Employees						
2111		Salaries, Wages and Allowances						
	102	Unclassified Employees	79694	75000	75000	81000	82000	83000
	105	Personal Cost of Living Allowance	67443	75000	75000	103000	104000	105000
	106	Family Cost of Living Allowance	2060	4500	4500	5000	6000	7000
	110	Overtime Allowance	4934	7000	7000	7000	7000	7000
	111	Additional Allowance	140311	149000	149000	190000	191000	192000
	113	Transportation Allowance	12242	17000	17000	18000	18000	18000
	114	Transport Allowance	1995	2000	2000	3000	3000	3000
	115	Field Visit Allowance	16284	20000	20000	27000	28000	29000
	116	Employees' Bonuses	102018	105000	105000	120000	120000	120000
	120	Contract Employees	39754	45000	45000	71000	72000	73000
		Total	466735	499500	499500	625000	631000	637000
22		Use of Goods and Services						
2211		Use of Goods and Services						
	209	Stationery, Publications and Office Supplies	9957	14000	14000	14000	14000	14000
	213	Official Travel Missions	3105	10000	10000	7000	7000	7000
		Total	13062	24000	24000	21000	21000	21000
28		Other Expenditures						
2821		Other Current Expenditures						
	305	Non-Employees' Bonuses	125940	156000	156000	171000	171000	171000
		Total	125940	156000	156000	171000	171000	171000
31		Non-financial Assets						
3112		Devices, Machinery and Equipment						
	402	Devices, Machinery and Equipment	22341	40000	40000	40000	40000	40000
		Total	22341	40000	40000	40000	40000	40000
		Total of Activity	628078	719500	719500	857000	863000	869000
		Total of Program	628078	719500	719500	857000	863000	869000
		Total of Chapter	1125971	1305000	1298000	1505000	1533000	1550000

Overall Summary of Capital Expenditures for the Years 2020 - 2024

Chapter : **2102** Ministry of Public Works and Housing/Government Tenders Department (In JDs)

Group	Item	Description	Actual 2020	Estimated 2021	Re-estimated 2021	Estimated 2022	Indicative 2023	Indicative 2024
		Expenditures						
22		Use of Goods and Services						
2211		Use of Goods and Services						
	512	Operating and Sustaining Expenditures	0	0	0	30000	30000	30000
Total			0	0	0	30000	30000	30000
28		Other Expenditures						
2822		Other Capital Expenditures						
	504	Studies, Research and Consultations	0	0	0	30000	30000	30000
Total			0	0	0	30000	30000	30000
		Fixed Assets						
31		Non-financial Assets						
3112		Devices, Machinery and Equipment						
	505	Equipment, Machines and Devices	0	0	0	90000	90000	90000
Total			0	0	0	90000	90000	90000
Total of Chapter			0	0	0	150000	150000	150000

Capital Expenditures According to Program and Projects for the Years 2020 - 2024

Chapter : 2102 Ministry of Public Works and Housing/Government Tenders Department

(In JDs)

Program		3805 Bids and Bidders						
Project		003 Jordan electronic procurement system (JONEPS)						
Fund Source		102001 Capital (Treasury)						
Group	Item	Description	Actual 2020	Estimated 2021	Re-estimated 2021	Estimated 2022	Indicative 2023	Indicative 2024
22		Use of Goods and Services						
2211		Use of Goods and Services						
	512	Operating and Sustaining Expenditures						
	015	Operating systems and software	0	0	0	30000	30000	30000
		Total of Item	0	0	0	30000	30000	30000
28		Other Expenditures						
2822		Other Capital Expenditures						
	504	Studies, Research and Consultations						
	014	Studies, researches and design	0	0	0	30000	30000	30000
		Total of Item	0	0	0	30000	30000	30000
31		Non-financial Assets						
3112		Devices, Machinery and Equipment						
	505	Equipment, Machines and Devices						
	001	Computers and accessories	0	0	0	45000	45000	45000
	055	Technical devices	0	0	0	45000	45000	45000
		Total of Item	0	0	0	90000	90000	90000
		Total of Project / Treasury	0	0	0	150000	150000	150000
		Total of Program	0	0	0	150000	150000	150000
		Total of Chapter	0	0	0	150000	150000	150000