

Chapter : 2001 Ministry of Energy and Mineral Resources

Creation: The Ministry of Energy and Mineral Resources was established in late of 1984 and entrusted with managing and organizing the energy sector under Ministry of Energy and Mineral Resources Organization and Administration Bylaw No.(26) of 1985 in order to achieve the national objectives by assuming the responsibility for the comprehensive planning of the sector in terms of the regulation, formulation, execution and follow up the general policies, thus achieving provision of the energy needed for comprehensive sustainable development at the lowest possible cost and highest standards by the development and execution of appropriate policies, legislation and programs.

Under article (C/1) of Law No. (17) of 2014, the Restructuring of Institutions and Government Departments. The Natural Resources Authority established under the Organization of Natural Resources Affairs Law. No (12) of 1968 was disbanded, and the Authority's rights and assets were reverted to the Ministry of Energy and Mineral Resources except organizational functions.

Following the issuance of Energy and Minerals Regulatory Commission Law No.(8) of 2017 containing in Article (4/b) that the Commission to assume tasks and powers for the granting of licenses and permits to persons working in the sector and some tasks related to that have transferred from the Ministry to the Commission for execution.

Vision : Achieving of a secure sustainable supply of energy and optimal utilization of natural resources

Mission: Setting and developing the appropriate policies and legislations to achieve a secure sustainable supply of energy and the optimum utilization of natural resources according to the best international practices.

Legal Framework Provisions of Administrative Organization Bylaw of Ministry of Energy and Mineral Resources No. (123) of 2019

Tasks of the Ministry / Department:

- Prepare and develop the appropriate legislations and policies as per the best practices to realize the security of energy supply at sustainable manner
- Prepare and develop the appropriate legislations and policies as per the best practices for the optimal exploitation of natural resources

Ministry/Department Contribution to the Achievement of the National Objectives:

- Achieve the sustained growth rates to ensure a good standard of living for all citizens
- Create an attractive investment environment capable of attracting the foreign capital and encourage local investment.
- Improve the level of services provided for citizens and fairness in their distribution
- Reduce levels of poverty and unemployment and build an effective social protection system.
- Build a generation able to creativity and innovation with high productivity.

Major Issues and Challenges which face the Ministry / Department:

- The Kingdom's dependence on importing to cover its needs of energy primary sources of oil and gas
- Increased electric loss in the electricity distribution networks among which the technical loss does not constitutes a large percentage
- Increased cost of oli barrel production from oil shale and its association with oil global prices

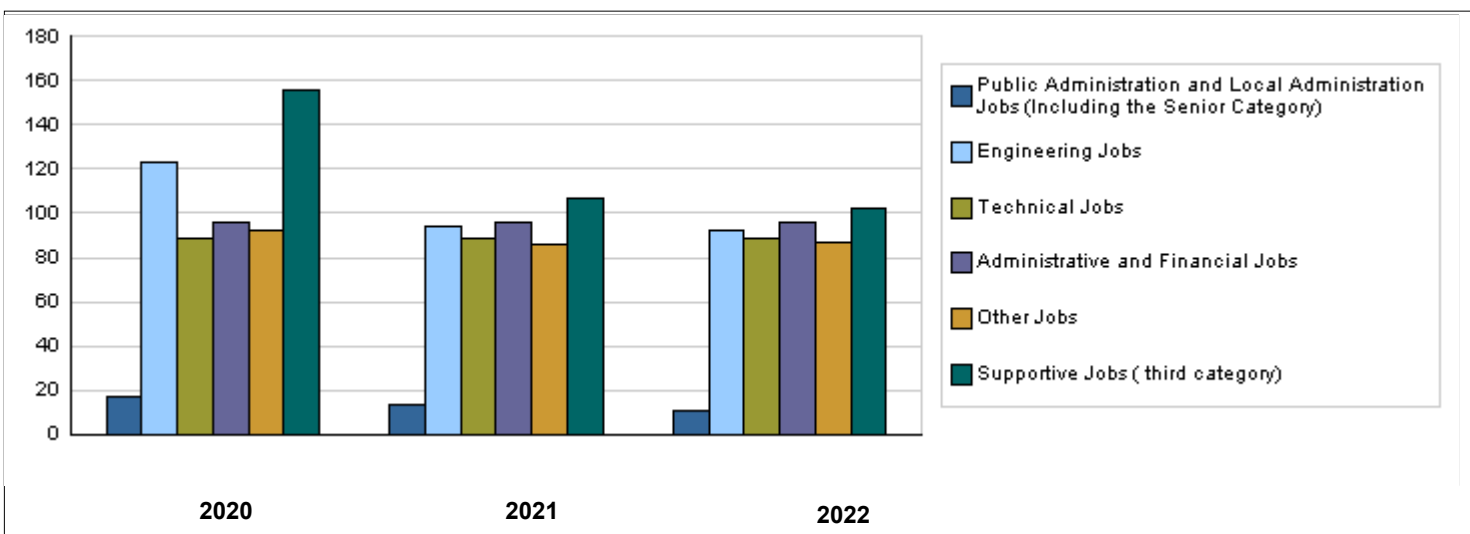
CHAPTER : 2001 Ministry of Energy and Mineral Resources

Strategic Objectives and Performance Indicators of the Ministry / Department

Strategic Objective	Performance Indicator	Base year	Value	Actual Value	Target Value	Preliminary Self Evaluation	Target Value		
				2020	2021	2021	2022	2023	2024
1 - To diversify energy sources	1 Number of energy types in total energy mix (crude oil and its derivatives, natural gas, renewable energy, charcoal, imported electric energy, oil shales.	2020	5	5	5	5	5	5	5
	2 Percentage of oil and its derivatives contribution to the total energy mix	2020	%58	%58	%57	%58	%59	%58	%57
	3 Percentage of natural gas contribution to the total energy mix	2020	%21	%21	%21	%26	%20	%21	%20
	4 Percentage of renewable energy contribution to the total energy mix	2020	%11	%11	%12	%12	%13	%13	%13
	5 Percentage of imported charcoal contribution to the total energy mix	2020	%2	%2	%2	%1	%2	%2	%2
	6 Percentage of oil shale contribution to the total energy mix	2020	%8	%8	%6.8	0	%6	%6	%8
	7 Percentage of electricity provision	2020	%99	%99	%99	%99	%99	%99	%99
2 - To develop indigenous energy sources	1 Percentage of renewable energy contribution in power generation	2020	%20	%20	%24	%20	%26	%28	%26
	2 Percentage of shale contribution in power generation	2020	-	-	%12.8	0	%11	%10	%16
3 - To rationalize energy consumption and improve its efficiency.	1 Percentage of efficiency improvement using energy (9%) til the year 2030	2020	%2	%2	%3	%2	%3	%3	%3
4 - To increase the investment in the minerals resources sector	1 Number of projects in the mineral resources sector	2020	1	1	1	1	1	1	1
5 - Upgrade the efficiency of institutional performance	1 Budget performance percentage (current expenditures)	2020	%89	%89	%98	%92	%93	%94	%94
	2 Budget performance percentage (capital expenditures)	2020	%97	%97	%91	%91	%92	%93	%93
	3 Percentage of partners satisfaction	2020	%87	%87	%89.5	%89.5	%91	%92.5	%94
	5 Percentage of customer satisfaction	2020	%93	%93	%95	%95	%95	%95	%95
	6 Percentage of employees satisfaction	2020	%69	%69	%86	%86	%76	%77	%78
	7 Percentage of automated services / total number	2020	%78	%78	%85	%85	%100	%100	%100

Number of Staff of the Ministry / Department

Group	Job	2020			2021			Preliminary 2022		
		Male	Female	Total	Male	Female	Total	Male	Female	Total
Public Administration and Local Administration Jobs (Including the Senior Category)	Supervisory and Leadership jobs	13	4	17	10	4	14	7	4	11
Engineering Jobs	Engineer	88	35	123	55	39	94	53	39	92
Technical Jobs	Technical jobs (Programmer, Researcher,...)	69	20	89	69	20	89	69	20	89
Administrative and Financial Jobs	Administrative and Financial jobs	77	19	96	77	19	96	77	19	96
Other Jobs	Other jobs	79	13	92	73	13	86	74	13	87
Supportive Jobs (third category)	Support employee (Driver, Office Boy,...)	135	21	156	86	21	107	81	21	102
Total		461	112	573	370	116	486	361	116	477
Total Cost of Salaries		3219457	782168	4001625	3434300	1076700	4511000	3635732	1168268	4804000



Key Information of the Ministry / Department						
No.	Description	2018	2019	2020	2021	2022
1	Number of electronic systems in the Ministry	10	14	16	17	18
2	Number of organizational units in the Ministry	21	21	15	15	15
3	Number of cumulative programs in energy conservation and improving efficiency	10	15	15	17	17
4	Number of renewable energy projects	21	32	37	37	37

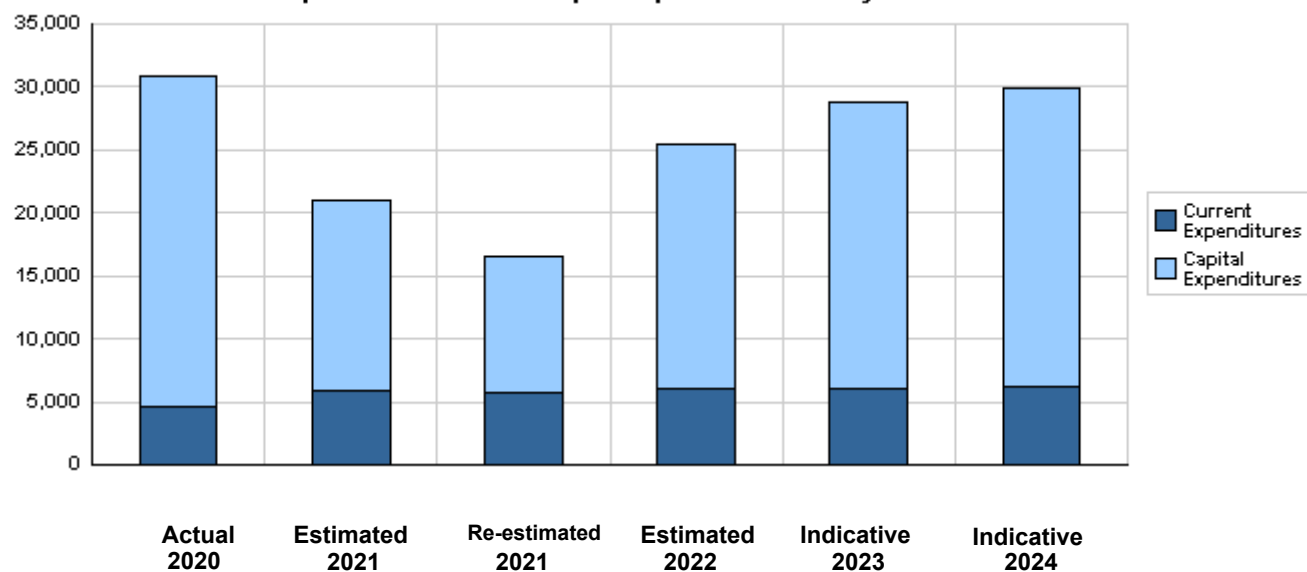
**Overall Summary of Expenditures for Chapter 2001- Ministry of Energy and Mineral Resources
for the Years 2020 - 2024**

(In JDs)

Description		Actual 2020	Estimated 2021	Re-estimated 2021	Estimated 2022	Indicative 2023 2024	
Group	Current Expenditures						
2111	Salaries, Wages and Allowances	3,543,355	4,156,000	4,056,000	4,304,000	4,349,000	4,396,000
2121	Social Security Contributions	458,270	508,000	455,000	500,000	508,000	515,000
2211	Use of Goods and Services	659,463	1,016,000	1,006,000	1,035,000	1,075,000	1,075,000
2821	Other Current Expenditures	9,971	131,000	131,000	150,000	150,000	150,000
Total current expenditures		4,671,059	5,811,000	5,648,000	5,989,000	6,082,000	6,136,000
Capital Expenditures							
2211	Use of Goods and Services	1,871,770	128,000	128,000	0	0	0
2822	Other Capital Expenditures	5,944,514	1,150,000	500,000	985,000	440,000	450,000
3111	Buildings and Constructions	5,320,265	1,672,000	1,650,000	3,598,000	5,998,000	5,998,000
3112	Devices, Machinery and Equipment	5,012,515	8,955,000	5,347,000	8,972,000	9,012,000	9,052,000
3122	Inventories	43,394	80,000	80,000	95,000	100,000	150,000
3141	Lands	7,947,322	3,150,000	3,150,000	5,750,000	7,150,000	8,150,000
Total capital expenditures		26,139,780	15,135,000	10,855,000	19,400,000	22,700,000	23,800,000
Treasury		26,139,780	15,135,000	10,855,000	19,400,000	22,700,000	23,800,000
Total current and capital expenditures		30,810,839	20,946,000	16,503,000	25,389,000	28,782,000	29,936,000

(Thousands of JDs)

Graph of the current and capital expenditures for the years 2020 - 2024

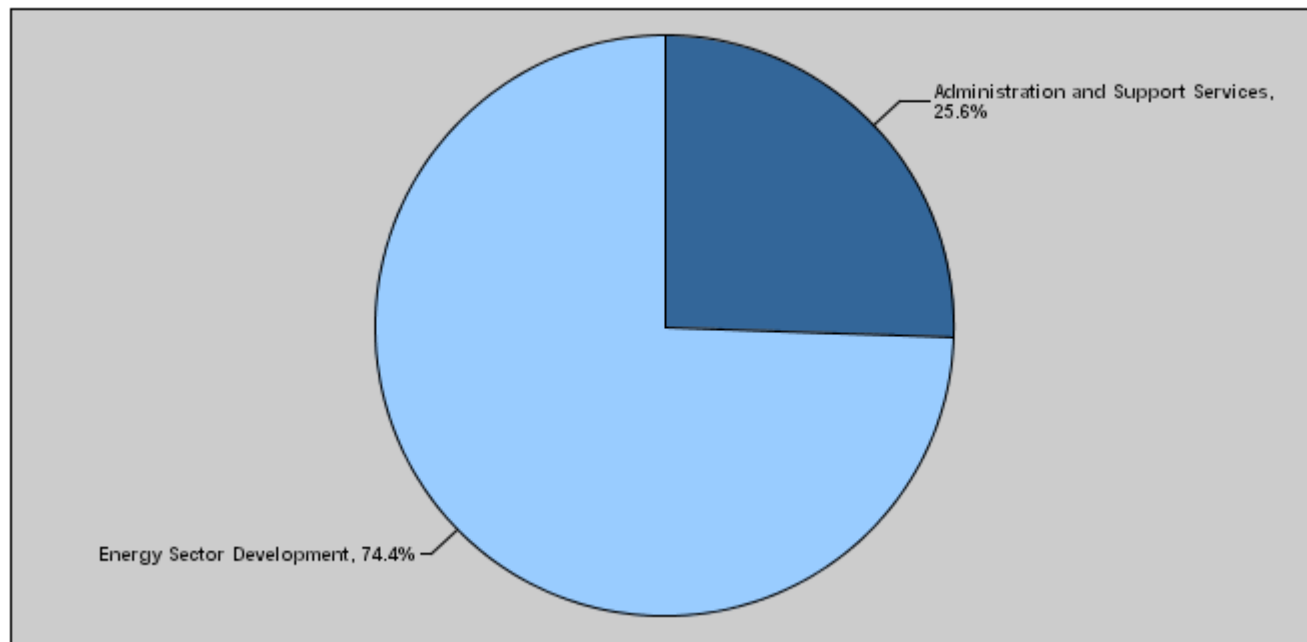


**Budget of Chapter 2001 - Ministry of Energy and Mineral Resources
For the Year 2022 Distributed According to Program**

(In JDs)

Prog.	Description	Current Expenditures	Capital Expenditures	Total Expenditures
3501	Administration and Support Services	5,989,000	500,000	6,489,000
3505	Energy Sector Development	0	18,900,000	18,900,000
	Total	5,989,000	19,400,000	25,389,000

Total Expenditures for the Year 2022 Distributed According to Programs



Estimated Allocations for Females distributed according to Programs for the Years 2020 - 2024

Program	2020	2021	2022	2023	2024
3501 Administration and Support Services	1952600	2390000	2477000	2520000	2579000
3505 Energy Sector Development	10559020	5570000	8883000	10411000	10881000
Total	12511620	7960000	11360000	12931000	13460000

Budget Chapter 2001 - Ministry of Energy and Mineral Resources Distributed According to the Program

3501	Administration and Support Services Program
-------------	--

Objective of the program :

- To develop the Ministry's strategies and decision making and taking mechanisms.
- To upgrade the efficiency of financial performance and internal control.
- To increase the effectiveness of institutional development, IT, communication and administrative services.
- To improve the management of the programs and projects implemented by Ministry.

The strategic objective related to the program :

- Upgrade the efficiency of institutional performance

Directorates associated with the program :

- Planning & Institutional Cooperation Directorate.
- Financial Affairs Directorate
- Human Resources & Administration Directorate.
- Internal Control Unit.
- Information Technology Directorate.
- Legal Affairs Directorate.
- Support Services Directorate.

Services provided by the program :

- Enhance the Ministry's institutional environment.
- Provide the support for the different activities of the Ministry.
- Provide the administrative infrastructure such as the computerization of the Ministry's works.
- Provide transport means for the employees and projects.
- Provide different equipment and furniture.
- Allocate financial appropriations for all Ministry's projects
- Archive the Ministry's works
- Follow up the Ministry's mail and receive official delegations
- Provide necessary legal services and consultations

Staff working in the program :

The program is implemented through a functional staff in 2021 estimated with (242) staff, including (190) males and (52) females .

Key Performance Indicators for Program

	Performance Measurement Indicator	Base Year	Value	Actual value	Target Value	Preliminary Self Evaluation	Target Value		
				2020	2021		2021	2022	2023
1	Number of committees of partnership with the private sector and universities to develop the energy and mineral wealth sector	2020	4	4	6	6	8	8	8
2	Average training hours for each employee	2020	28	28	30	26	30	30	30
3	Percentage of availability of information and communication technology services	2020	%94	%94	%95	%94	%94	%94	%94
4	Number of electronic systems	2020	16	16	18	17	18	18	18

Appropriations Of Administration and Support Services Program as Per Activities and Projects.

(In JDs)

Activities and Projects	Actual	Estimated	Re-estimated	Estimated	Indicative	
	2020	2021	2021	2022	2023	2024
Current Expenditures	4,671,059	5,811,000	5,648,000	5,989,000	6,082,000	6,136,000
601 Administrative and Support Services	4,671,059	5,811,000	5,648,000	5,989,000	6,082,000	6,136,000
Capital Expenditures	4,203,089	478,000	470,000	500,000	550,000	650,000
001 Institutional Capacities Enhancement Project	4,203,089	478,000	470,000	500,000	550,000	650,000
Program / Treasury	4,203,089	478,000	470,000	500,000	550,000	650,000
Total Program	8,874,148	6,289,000	6,118,000	6,489,000	6,632,000	6,786,000

3505 Energy Sector Development Program

Objective of the program :

- Develop the oil sector and preserve natural gas supply security.
- Preserve the electric energy supply security.
- Expand the exploitation of renewable energy sources.
- Develop the exploration areas for excavating traditional and non-traditional oil, gas and oil shale.
- Increase the accuracy and quality of lab tests.

The strategic objective related to the program :

- To diversify energy sources
- To develop indigenous energy sources
- To rationalize energy consumption and improve its efficiency
- To increase the investment in the minerals resources sector

Directorates associated with the program :

- Electricity & Al-Reef Electricity Directorate.
- Petroleum & Natural Gas Directorate.
- Renewable Energy & Energy Efficiency Directorate.
- Laboratories & Quality Control Directorate.
- Renewable Energy Promotion & energy Rationalization Fund.
- Natural Resources Projects Directorate.
- Natural Resources Studies Directorate

Services provided by the program :

- Achieve energy supply security.
- Diversify energy sources and forms.
- Liberalize energy markets.
- Develop and exploit the traditional and renewable local energy sources, oil shale and uranium.
- Create opportunities for the private sector and encourage it to invest in infrastructure projects
- Promote regional energy connectivity projects and rationalize consumption.

Staff working in the program :

The program is implemented through a functional staff in 2021 estimated with (244) staff, including (180) males and (64) females .

Key Performance Indicators for Program

Performance Measurement Indicator	Base Year	Value	Actual value	Target Value	Preliminary Self Evaluation	Target Value		
			2020	2021		2021	2022	2023
1 Percentage of natural gaz contribution in electricity generation	2020	%80	%80	%60.2	%78	%58	%60	%56
2 Percentage of renewable energy contribution in electricity generation	2020	%20	%20	%24	%20	%26	%28	%26
3 Number of areas available for investment in oil and gas field	2020	4	4	4	9	9	9	9
4 Electric capacity installed using the wind power (mega watt)	2020	619	619	619	619	619	619	619
5 Electric capacity installed using the solar power (mega watt)	2020	914	914	923	872	914	914	914
6 Number of direct linkage with the neighbouring countries	2020	3	3	6	5	5	5	5
7 Number of natural gas supply sources	2020	4	4	4	4	4	4	4
8 Number of oil derivatives marketing companies	2020	3	3	4	3	4	4	4
9 Number of checks certified to ISO	2020	14	14	16	14	17	18	18

Appropriations Of Energy Sector Development Program as Per Activities and Projects.

(In JDs)

Activities and Projects	Actual	Estimated	Re-estimated	Estimated	Indicative	
	2020	2021	2021	2022	2023	2024
Current Expenditures	0	0	0	0	0	0
Capital Expenditures	21,936,691	14,657,000	10,385,000	18,900,000	22,150,000	23,150,000
002 Encouraging the establishment Natural Gas Distribution Network in many cities in the Kingdom/ Expropriation	433,951	200,000	150,000	300,000	300,000	300,000
029 Facilities to store oil derivatives	4,494,351	0	0	0	0	0
031 Jordanian- Iraqi Oil Pipeline	0	50,000	0	600,000	1,000,000	1,000,000
033 Evaluation of unsolicited proposals for renewable energy projects	7,113	0	0	0	0	0
035 Renewable energy projects for electricity generation- wind energy/ Ma'an	237,424	30,000	30,000	0	0	0
036 Renewable energy projects for electricity generation - solar energy/ Aqaba	5,533,300	470,000	470,000	0	0	0

Budget Chapter 2001 - Ministry of Energy and Mineral Resources Distributed According to the Program

3505 Energy Sector Development Program		Appropriations Of Energy Sector Development Program as Per Activities and Projects.					(In JDs)
Activities and Projects		Actual 2020	Estimated 2021	Re-estimated 2021	Estimated 2022	Indicative 2023 2024	
Capital Expenditures		21,936,691	14,657,000	10,385,000	18,900,000	22,150,000	23,150,000
037	Implementing energy audit studies for institutions	3,103	50,000	0	50,000	50,000	50,000
039	Expansion of the electricity generation project using solar panels in Azraq / European grant	500,000	0	0	0	0	0
046	Modernizing Jordan Seismological Observatory	0	50,000	50,000	60,000	60,000	60,000
047	Oil Shale Exploration	11,200	0	0	0	0	0
048	Mineral resources exploration	0	300,000	0	1,200,000	700,000	700,000
049	Petroleum Exploration through marketing explorative areas	1,245,390	1,135,000	1,135,000	140,000	340,000	340,000
050	Solar panels for houses	75,503	100,000	100,000	50,000	50,000	50,000
051	Solar heaters for houses	13,905	200,000	100,000	100,000	100,000	100,000
052	Seismic and geological surveys	34,649	300,000	100,000	300,000	300,000	300,000
054	Implementing the National Energy Efficiency Plan	0	50,000	0	0	0	0
055	Executing the natural gas line / Sheikh Hussein Crossing	7,513,371	3,000,000	3,000,000	5,000,000	6,000,000	7,000,000
059	Solar panels for mosques	249,918	150,000	150,000	200,000	200,000	200,000
061	Expansion of electricity generation project using solar panels in Azraq / (1 MW / European grant)	0	550,000	500,000	350,000	0	0
064	Installation of electricity by conventional electricity / Fils Al-Reef	0	22,000	0	50,000	50,000	50,000
065	Installation projects of grid connected and not connected solar panels systems / Fils Al-Reef	1,583,513	3,000,000	2,600,000	3,000,000	3,000,000	3,000,000
066	Replacement of streetlights units in all the municipalities and camps of the Kingdom / Fils Al-Reef	0	5,000,000	2,000,000	5,000,000	5,000,000	5,000,000
068	Develop production in Hamza oil field	0	0	0	2,500,000	5,000,000	5,000,000
Program / Treasury		21,936,691	14,657,000	10,385,000	18,900,000	22,150,000	23,150,000
Total Program		21,936,691	14,657,000	10,385,000	18,900,000	22,150,000	23,150,000

Chapter : 2001 Ministry of Energy and Mineral Resources

(In JDs)

Current Activities Appropriations According to Program								
Prog.	Activites		Actual	Estimated	Re-estimated	Estimated	Indicative	Indicative
			2020	2021	2021	2022	2023	2024
3501	601	Administrative and Support Services	4671059	5811000	5648000	5989000	6082000	6136000
		Total of Program	4671059	5811000	5648000	5989000	6082000	6136000
		Total	4671059	5811000	5648000	5989000	6082000	6136000

Capital Projects Appropriations According to Program								
Prog.	Projects		Actual	Estimated	Re-estimated	Estimated	Indicative	Indicative
			2020	2021	2021	2022	2023	2024
3505	002	Encouraging the establishment Natural Gas Distribution Network in many cities in the Kingdom/ Expropriation	433951	200000	150000	300000	300000	300000
	029	Facilities to store oil derivatives	4494351	0	0	0	0	0
	031	Jordanian- Iraqi Oil Pipeline	0	50000	0	600000	1000000	1000000
	033	Evaluation of unsolicited proposals for renewable energy projects	7113	0	0	0	0	0
	035	Renewable energy projects for electricity generation- wind energy/ Ma'an	237424	30000	30000	0	0	0
	036	Renewable energy projects for electricity generation - solar energy/ Aqaba	5533300	470000	470000	0	0	0
	037	Implementing energy audit studies for institutions	3103	50000	0	50000	50000	50000
	039	Expansion of the electricity generation project using solar panels in Azraq / European grant	500000	0	0	0	0	0
	046	Modernizing Jordan Seismological Observatory	0	50000	50000	60000	60000	60000
	047	Oil Shale Exploration	11200	0	0	0	0	0
	048	Mineral resources exploration	0	300000	0	1200000	700000	700000
	049	Petroleum Exploration through marketing explorative areas	1245390	1135000	1135000	140000	340000	340000
	050	Solar panels for houses	75503	100000	100000	50000	50000	50000
	051	Solar heaters for houses	13905	200000	100000	100000	100000	100000
	052	Seismic and geological surveys	34649	300000	100000	300000	300000	300000
	054	Implementing the National Energy Efficiency Plan	0	50000	0	0	0	0
	055	Executing the natural gas line / Sheikh Hussein Crossing	7513371	3000000	3000000	5000000	6000000	7000000
	059	Solar panels for mosques	249918	150000	150000	200000	200000	200000
	061	Expansion of electricity generation project using solar panels in Azraq / (1 MW / European grant)	0	550000	500000	350000	0	0
	064	Installation of electricity by conventional electricity / Fils Al-Reef	0	22000	0	50000	50000	50000
	065	Installation projects of grid connected and not connected solar panels systems / Fils Al-Reef	1583513	3000000	2600000	3000000	3000000	3000000
	066	Replacement of streetlights units in all the municipalities and camps of the Kingdom / Fils Al-Reef	0	5000000	2000000	5000000	5000000	5000000
	068	Develop production in Hamza oil field	0	0	0	2500000	5000000	5000000
		Total of Program	21936691	14657000	10385000	18900000	22150000	23150000
3501	001	Institutional Capacities Enhancement Project	4203089	478000	470000	500000	550000	650000
		Total of Program	4203089	478000	470000	500000	550000	650000
		Total	26139780	15135000	10855000	19400000	22700000	23800000

Overall Summary of Current Expenditures for the Years 2020 - 2024

Chapter: 2001 Ministry of Energy and Mineral Resources

(In JDs)

Group	Item	Description	Actual 2020	Estimated 2021	Re-estimated 2021	Estimated 2022	Indicative 2023	Indicative 2024
21		Compensations of Employees						
2111		Salaries, Wages and Allowances						
	101	Classified Employees	29962	31000	24000	26000	26000	26000
	102	Unclassified Employees	801974	760000	730000	745000	757000	774000
	103	Comprehensive Contract Employees	48968	50000	50000	90000	92000	94000
	105	Personal Cost of Living Allowance	656812	650000	627000	661000	663000	665000
	106	Family Cost of Living Allowance	57973	65000	54000	60000	61000	62000
	110	Overtime Allowance	32632	110000	110000	110000	110000	110000
	111	Additional Allowance	879989	955000	952000	1007000	1028000	1045000
	113	Transportation Allowance	92021	125000	109000	120000	121000	122000
	114	Transport Allowance	37909	50000	45000	50000	51000	52000
	115	Field Visit Allowance	9449	15000	10000	15000	15000	15000
	116	Employees' Bonuses	699270	1140000	1140000	1150000	1150000	1150000
	120	Contract Employees	196396	205000	205000	270000	275000	281000
Total			3543355	4156000	4056000	4304000	4349000	4396000
2121		Social Security Contributions						
	301	Social Security	458270	508000	455000	500000	508000	515000
Total			458270	508000	455000	500000	508000	515000
22		Use of Goods and Services						
2211		Use of Goods and Services						
	202	Telecommunications Services	12000	15000	15000	15000	15000	15000
	203	Water	8813	12000	12000	12000	12000	12000
	204	Electricity	62768	190000	180000	180000	190000	190000
	205	Fuels	75990	120000	120000	120000	120000	120000
	206	Maintenance of Machines, furniture and accessories	9993	15000	15000	15000	15000	15000
	207	Maintenance of vehicles, equipment and accessories	29868	40000	40000	40000	45000	45000
	208	Repair and maintenance of buildings and accessories	16470	30000	30000	50000	50000	50000
	209	Stationery, Publications and Office Supplies	15000	115000	115000	25000	30000	30000
	210	Substances and raw materials (medicines, clothes, food, films, etc..)	0	0	0	5000	5000	5000
	211	Cleaning services and supplies including cleaning contracts	100000	106000	106000	115000	115000	115000
	212	Insurance	36246	32000	32000	38000	38000	38000
	213	Official Travel Missions	29655	50000	50000	50000	50000	50000
	214	Goods and services expenses	262660	291000	291000	370000	390000	390000
Total			659463	1016000	1006000	1035000	1075000	1075000
28		Other Expenditures						
2821		Other Current Expenditures						
	302	Contributions	6671	11000	11000	26000	26000	26000
	303	Scientific scholarships and training courses	900	21000	21000	27000	27000	27000
	305	Non-Employees' Bonuses	2400	99000	99000	97000	97000	97000
Total			9971	131000	131000	150000	150000	150000
Total of Chapter			4671059	5811000	5648000	5989000	6082000	6136000

Current Expenditures According to Program and Activities for the Years 2020 - 2024

Chapter : 2001 - Ministry of Energy and Mineral Resources

(In JDs)

Program : 3501 - Administration and Support Services								
Activity : 601 - Administrative and Support Services								
Group	Item	Description	Actual 2020	Estimated 2021	Re-estimated 2021	Estimated 2022	Indicative 2023	Indicative 2024
21		Compensations of Employees						
2111		Salaries, Wages and Allowances						
	101	Classified Employees	29962	31000	24000	26000	26000	26000
	102	Unclassified Employees	801974	760000	730000	745000	757000	774000
	103	Comprehensive Contract Employees	48968	50000	50000	90000	92000	94000
	105	Personal Cost of Living Allowance	656812	650000	627000	661000	663000	665000
	106	Family Cost of Living Allowance	57973	65000	54000	60000	61000	62000
	110	Overtime Allowance	32632	110000	110000	110000	110000	110000
	111	Additional Allowance	879989	955000	952000	1007000	1028000	1045000
	113	Transportation Allowance	92021	125000	109000	120000	121000	122000
	114	Transport Allowance	37909	50000	45000	50000	51000	52000
	115	Field Visit Allowance	9449	15000	10000	15000	15000	15000
	116	Employees' Bonuses	699270	1140000	1140000	1150000	1150000	1150000
	120	Contract Employees	196396	205000	205000	270000	275000	281000
		Total	3543355	4156000	4056000	4304000	4349000	4396000
2121		Social Security Contributions						
	301	Social Security	458270	508000	455000	500000	508000	515000
		Total	458270	508000	455000	500000	508000	515000
22		Use of Goods and Services						
2211		Use of Goods and Services						
	202	Telecommunications Services	12000	15000	15000	15000	15000	15000
	203	Water	8813	12000	12000	12000	12000	12000
	204	Electricity	62768	190000	180000	180000	190000	190000
	205	Fuels	75990	120000	120000	120000	120000	120000
	001	Heating	21000	30000	30000	30000	30000	30000
	002	Saloon vehicles	19996	45000	45000	45000	45000	45000
	003	Transport vehicles and heavy equipment	34994	45000	45000	45000	45000	45000
	206	Maintenance of Machines, furniture and accessories	9993	15000	15000	15000	15000	15000
	207	Maintenance of vehicles, equipment and accessories	29868	40000	40000	40000	45000	45000
	208	Repair and maintenance of buildings and accessories	16470	30000	30000	50000	50000	50000
	209	Stationery, Publications and Office Supplies	15000	115000	115000	25000	30000	30000
	210	Substances and raw materials (medicines, clothes, food, films, etc..)	0	0	0	5000	5000	5000
	211	Cleaning services and supplies including cleaning contracts	100000	106000	106000	115000	115000	115000
	212	Insurance	36246	32000	32000	38000	38000	38000
	213	Official Travel Missions	29655	50000	50000	50000	50000	50000
	214	Goods and services expenses	262660	291000	291000	370000	390000	390000
	001	Events and hospitality	9739	10000	10000	10000	10000	10000
	008	Advertisements and subscriptions	0	40000	40000	135000	135000	135000
	013	Services, security and guarding contracts	100000	100000	100000	118000	138000	138000
	028	Professional services expenditures	0	11000	11000	12000	12000	12000
	058	Judicial compensations	152921	130000	130000	95000	95000	95000
		Total	659463	1016000	1006000	1035000	1075000	1075000
28		Other Expenditures						
2821		Other Current Expenditures						
	302	Contributions	6671	11000	11000	26000	26000	26000
	303	Scientific scholarships and training courses	900	21000	21000	27000	27000	27000
	305	Non-Employees' Bonuses	2400	99000	99000	97000	97000	97000
	000	Non-employees' bonuses	2400	31000	31000	31000	31000	31000
	012	Bonuses of engineers and geologists	0	68000	68000	66000	66000	66000
		Total	9971	131000	131000	150000	150000	150000
		Total of Activity	4671059	5811000	5648000	5989000	6082000	6136000
		Total of Program	4671059	5811000	5648000	5989000	6082000	6136000
		Total of Chapter	4671059	5811000	5648000	5989000	6082000	6136000

Overall Summary of Capital Expenditures for the Years 2020 - 2024

Chapter : 2001 Ministry of Energy and Mineral Resources

(In JDs)

Group	Item	Description	Actual 2020	Estimated 2021	Re-estimated 2021	Estimated 2022	Indicative 2023	Indicative 2024
		Expenditures						
22		Use of Goods and Services						
2211		Use of Goods and Services						
	512	Operating and Sustaining Expenditures	1871770	128000	128000	0	0	0
Total			1871770	128000	128000	0	0	0
28		Other Expenditures						
2822		Other Capital Expenditures						
	504	Studies, Research and Consultations	5944514	1150000	500000	985000	440000	450000
Total			5944514	1150000	500000	985000	440000	450000
		Fixed Assets						
31		Non-financial Assets						
3111		Buildings and Constructions						
	508	Works and Constructions	5320265	1672000	1650000	3598000	5998000	5998000
Total			5320265	1672000	1650000	3598000	5998000	5998000
3112		Devices, Machinery and Equipment						
	505	Equipment, Machines and Devices	5012515	8955000	5347000	8972000	9012000	9052000
Total			5012515	8955000	5347000	8972000	9012000	9052000
3122		Inventories						
	503	Materials and supplies	43394	80000	80000	95000	100000	150000
Total			43394	80000	80000	95000	100000	150000
3141		Lands						
	507	Lands	7947322	3150000	3150000	5750000	7150000	8150000
Total			7947322	3150000	3150000	5750000	7150000	8150000
Total of Chapter			26139780	15135000	10855000	19400000	22700000	23800000

Capital Expenditures According to Program and Projects for the Years 2020 - 2024

Chapter : 2001 Ministry of Energy and Mineral Resources

(In JDs)

Program 3501 Administration and Support Services								
Project		001 Institutional Capacities Enhancement Project						
Fund Source		102001 Capital (Treasury)						
Group	Item	Description	Actual 2020	Estimated 2021	Re-estimated 2021	Estimated 2022	Indicative 2023	Indicative 2024
22		Use of Goods and Services						
2211		Use of Goods and Services						
	512	Operating and Sustaining Expenditures						
	008	Qualification and training expenses	51455	0	0	0	0	0
	009	Fees	943142	0	0	0	0	0
	012	Subscriptions, insurances	8726	128000	128000	0	0	0
	015	Operating systems and software	14599	0	0	0	0	0
	017	Promotion, advertising and awareness	35000	0	0	0	0	0
	021	Printing house	89924	0	0	0	0	0
	035	Technical and administrative support	654994	0	0	0	0	0
	108	Allowance for services of organizing oil derivatives distribution sector	56928	0	0	0	0	0
	132	Services charges on examinations of chemical, physical, environmental and digital maps	17002	0	0	0	0	0
		Total of Item	1871770	128000	128000	0	0	0
28		Other Expenditures						
2822		Other Capital Expenditures						
	504	Studies, Research and Consultations						
	014	Studies, researches and design	0	0	0	35000	40000	50000
		Total of Item	0	0	0	35000	40000	50000
31		Non-financial Assets						
3111		Buildings and Constructions						
	508	Works and Constructions						
	013	Construction of buildings	2247011	0	0	0	0	0
		Total of Item	2247011	0	0	0	0	0
3112		Devices, Machinery and Equipment						
	505	Equipment, Machines and Devices						
	001	Computers and accessories	21181	30000	22000	30000	30000	30000
	003	Office supplies and equipment	10743	10000	10000	10000	20000	20000
	006	Public safety devices and equipment	590	5000	5000	10000	20000	20000
	009	Laboratories and Measurement Devices	0	125000	125000	200000	200000	200000
	045	Geological devices	8400	0	0	20000	40000	40000
	069	Modernizing and developing devices and equipment	0	100000	100000	100000	100000	140000
		Total of Item	40914	270000	262000	370000	410000	450000
3122		Inventories						
	503	Materials and supplies						
	006	Laboratories supplies and materials	25983	50000	50000	50000	50000	75000
	019	Spare parts supplies	17411	30000	30000	45000	50000	75000
		Total of Item	43394	80000	80000	95000	100000	150000
		Total of Project / Treasury	4203089	478000	470000	500000	550000	650000
		Total of Program	4203089	478000	470000	500000	550000	650000

Capital Expenditures According to Program and Projects for the Years 2020 - 2024

Chapter : 2001 Ministry of Energy and Mineral Resources

(In JDs)

Program 3505 Energy Sector Development								
Project		002 Encouraging the establishment Natural Gas Distribution Network in many cities in the Kingdom/ Expropriation						
Fund Source		102001 Capital (Treasury)						
Group	item	Description	Actual 2020	Estimated 2021	Re-estimated 2021	Estimated 2022	Indicative 2023	Indicative 2024
28		Other Expenditures						
2822		Other Capital Expenditures						
	504	Studies, Research and Consultations						
	014	Studies, researches and design	0	50000	0	50000	50000	50000
		Total of Item	0	50000	0	50000	50000	50000
31		Non-financial Assets						
3141		Lands						
	507	Lands						
	001	Lands expropriation and purchase	433951	150000	150000	250000	250000	250000
		Total of Item	433951	150000	150000	250000	250000	250000
		Total of Project / Treasury	433951	200000	150000	300000	300000	300000
Project		029 Facilities to store oil derivatives						
Fund Source		102001 Capital (Treasury)						
Group	item	Description	Actual 2020	Estimated 2021	Re-estimated 2021	Estimated 2022	Indicative 2023	Indicative 2024
28		Other Expenditures						
2822		Other Capital Expenditures						
	504	Studies, Research and Consultations						
	014	Studies, researches and design	17725	0	0	0	0	0
		Total of Item	17725	0	0	0	0	0
31		Non-financial Assets						
3111		Buildings and Constructions						
	508	Works and Constructions						
	040	Constructions	1627864	0	0	0	0	0
		Total of Item	1627864	0	0	0	0	0
3112		Devices, Machinery and Equipment						
	505	Equipment, Machines and Devices						
	055	Technical devices	2848762	0	0	0	0	0
		Total of Item	2848762	0	0	0	0	0
		Total of Project / Treasury	4494351	0	0	0	0	0
Project		031 Jordanian- Iraqi Oil Pipeline						
Fund Source		102001 Capital (Treasury)						
Group	item	Description	Actual 2020	Estimated 2021	Re-estimated 2021	Estimated 2022	Indicative 2023	Indicative 2024
28		Other Expenditures						
2822		Other Capital Expenditures						
	504	Studies, Research and Consultations						
	014	Studies, researches and design	0	50000	0	100000	100000	100000
		Total of Item	0	50000	0	100000	100000	100000
31		Non-financial Assets						
3141		Lands						
	507	Lands						
	001	Lands expropriation and purchase	0	0	0	500000	900000	900000
		Total of Item	0	0	0	500000	900000	900000
		Total of Project / Treasury	0	50000	0	600000	1000000	1000000

Capital Expenditures According to Program and Projects for the Years 2020 - 2024

Chapter : 2001 Ministry of Energy and Mineral Resources

(In JDs)

Program 3505 Energy Sector Development								
Project		033 Evaluation of unsolicited proposals for renewable energy projects						
Fund Source		102001 Capital (Treasury)						
Group	item	Description	Actual 2020	Estimated 2021	Re-estimated 2021	Estimated 2022	Indicative 2023	Indicative 2024
28		Other Expenditures						
2822		Other Capital Expenditures						
	504	Studies, Research and Consultations						
	014	Studies, researches and design	7113	0	0	0	0	0
Total of Item			7113	0	0	0	0	0
Total of Project / Treasury			7113	0	0	0	0	0
Project		035 Renewable energy projects for electricity generation- wind energy/ Ma'an						
Fund Source		102001 Capital (Treasury)						
Group	item	Description	Actual 2020	Estimated 2021	Re-estimated 2021	Estimated 2022	Indicative 2023	Indicative 2024
28		Other Expenditures						
2822		Other Capital Expenditures						
	504	Studies, Research and Consultations						
	014	Studies, researches and design	237424	30000	30000	0	0	0
Total of Item			237424	30000	30000	0	0	0
Total of Project / Treasury			237424	30000	30000	0	0	0
Project		036 Renewable energy projects for electricity generation - solar energy/ Aqaba						
Fund Source		102001 Capital (Treasury)						
Group	item	Description	Actual 2020	Estimated 2021	Re-estimated 2021	Estimated 2022	Indicative 2023	Indicative 2024
28		Other Expenditures						
2822		Other Capital Expenditures						
	504	Studies, Research and Consultations						
	014	Studies, researches and design	5533300	470000	470000	0	0	0
Total of Item			5533300	470000	470000	0	0	0
Total of Project / Treasury			5533300	470000	470000	0	0	0
Project		037 Implementing energy audit studies for institutions						
Fund Source		102001 Capital (Treasury)						
Group	item	Description	Actual 2020	Estimated 2021	Re-estimated 2021	Estimated 2022	Indicative 2023	Indicative 2024
28		Other Expenditures						
2822		Other Capital Expenditures						
	504	Studies, Research and Consultations						
	014	Studies, researches and design	3103	50000	0	50000	50000	50000
Total of Item			3103	50000	0	50000	50000	50000
Total of Project / Treasury			3103	50000	0	50000	50000	50000

Capital Expenditures According to Program and Projects for the Years 2020 - 2024

Chapter : 2001 Ministry of Energy and Mineral Resources

(In JDs)

Group		item	Description	Actual 2020	Estimated 2021	Re-estimated 2021	Estimated 2022	Indicative 2023	Indicative 2024
Program 3505 Energy Sector Development									
Project		039 Expansion of the electricity generation project using solar panels in Azraq / European grant							
Fund Source		102001 Capital (Treasury)							
28 Other Expenditures									
2822 Other Capital Expenditures									
		504	Studies, Research and Consultations						
		014	Studies, researches and design	100000	0	0	0	0	0
		Total of Item		100000	0	0	0	0	0
31 Non-financial Assets									
3111 Buildings and Constructions									
		508	Works and Constructions						
		040	Constructions	200000	0	0	0	0	0
		Total of Item		200000	0	0	0	0	0
3112 Devices, Machinery and Equipment									
		505	Equipment, Machines and Devices						
		055	Technical devices	200000	0	0	0	0	0
		Total of Item		200000	0	0	0	0	0
		Total of Project / Treasury		500000	0	0	0	0	0
Project		046 Modernizing Jordan Seismological Observatory							
Fund Source		102001 Capital (Treasury)							
31 Non-financial Assets									
3111 Buildings and Constructions									
		508	Works and Constructions						
		040	Constructions	0	15000	15000	8000	8000	8000
		Total of Item		0	15000	15000	8000	8000	8000
3112 Devices, Machinery and Equipment									
		505	Equipment, Machines and Devices						
		044	Earthquakes seismograph devices	0	35000	35000	52000	52000	52000
		Total of Item		0	35000	35000	52000	52000	52000
		Total of Project / Treasury		0	50000	50000	60000	60000	60000
Project		047 Oil Shale Exploration							
Fund Source		102001 Capital (Treasury)							
28 Other Expenditures									
2822 Other Capital Expenditures									
		504	Studies, Research and Consultations						
		014	Studies, researches and design	11200	0	0	0	0	0
		Total of Item		11200	0	0	0	0	0
		Total of Project / Treasury		11200	0	0	0	0	0

Capital Expenditures According to Program and Projects for the Years 2020 - 2024

Chapter : 2001 Ministry of Energy and Mineral Resources

(In JDs)

Program 3505 Energy Sector Development								
Project 048 Mineral resources exploration								
Fund Source 102001 Capital (Treasury)								
Group	item	Description	Actual 2020	Estimated 2021	Re-estimated 2021	Estimated 2022	Indicative 2023	Indicative 2024
28		Other Expenditures						
2822		Other Capital Expenditures						
	504	Studies, Research and Consultations						
	014	Studies, researches and design	0	300000	0	600000	100000	100000
		Total of Item	0	300000	0	600000	100000	100000
31		Non-financial Assets						
3111		Buildings and Constructions						
	508	Works and Constructions						
	016	Construction of excavations and wells	0	0	0	600000	600000	600000
		Total of Item	0	0	0	600000	600000	600000
		Total of Project / Treasury	0	300000	0	1200000	700000	700000
Project 049 Petroleum Exploration through marketing explorative areas								
Fund Source 102001 Capital (Treasury)								
Group	item	Description	Actual 2020	Estimated 2021	Re-estimated 2021	Estimated 2022	Indicative 2023	Indicative 2024
31		Non-financial Assets						
3111		Buildings and Constructions						
	508	Works and Constructions						
	040	Constructions	1245390	1135000	1135000	140000	340000	340000
		Total of Item	1245390	1135000	1135000	140000	340000	340000
		Total of Project / Treasury	1245390	1135000	1135000	140000	340000	340000
Project 050 Solar panels for houses								
Fund Source 102001 Capital (Treasury)								
Group	item	Description	Actual 2020	Estimated 2021	Re-estimated 2021	Estimated 2022	Indicative 2023	Indicative 2024
31		Non-financial Assets						
3112		Devices, Machinery and Equipment						
	505	Equipment, Machines and Devices						
	069	Modernizing and developing devices and equipment	75503	100000	100000	50000	50000	50000
		Total of Item	75503	100000	100000	50000	50000	50000
		Total of Project / Treasury	75503	100000	100000	50000	50000	50000
Project 051 Solar heaters for houses								
Fund Source 102001 Capital (Treasury)								
Group	item	Description	Actual 2020	Estimated 2021	Re-estimated 2021	Estimated 2022	Indicative 2023	Indicative 2024
31		Non-financial Assets						
3112		Devices, Machinery and Equipment						
	505	Equipment, Machines and Devices						
	069	Modernizing and developing devices and equipment	13905	200000	100000	100000	100000	100000
		Total of Item	13905	200000	100000	100000	100000	100000
		Total of Project / Treasury	13905	200000	100000	100000	100000	100000

Capital Expenditures According to Program and Projects for the Years 2020 - 2024

Chapter : 2001 Ministry of Energy and Mineral Resources

(In JDs)

Program 3505 Energy Sector Development								
Project		052 Seismic and geological surveys						
Fund Source		102001 Capital (Treasury)						
Group	item	Description	Actual 2020	Estimated 2021	Re-estimated 2021	Estimated 2022	Indicative 2023	Indicative 2024
28		Other Expenditures						
2822		Other Capital Expenditures						
	504	Studies, Research and Consultations						
	014	Studies, researches and design	34649	100000	0	100000	100000	100000
		Total of Item	34649	100000	0	100000	100000	100000
31		Non-financial Assets						
3112		Devices, Machinery and Equipment						
	505	Equipment, Machines and Devices						
	069	Modernizing and developing devices and equipment	0	200000	100000	200000	200000	200000
		Total of Item	0	200000	100000	200000	200000	200000
		Total of Project / Treasury	34649	300000	100000	300000	300000	300000
Project		054 Implementing the National Energy Efficiency Plan						
Fund Source		102001 Capital (Treasury)						
Group	item	Description	Actual 2020	Estimated 2021	Re-estimated 2021	Estimated 2022	Indicative 2023	Indicative 2024
28		Other Expenditures						
2822		Other Capital Expenditures						
	504	Studies, Research and Consultations						
	014	Studies, researches and design	0	50000	0	0	0	0
		Total of Item	0	50000	0	0	0	0
		Total of Project / Treasury	0	50000	0	0	0	0
Project		055 Executing the natural gas line / Sheikh Hussein Crossing						
Fund Source		102001 Capital (Treasury)						
Group	item	Description	Actual 2020	Estimated 2021	Re-estimated 2021	Estimated 2022	Indicative 2023	Indicative 2024
31		Non-financial Assets						
3141		Lands						
	507	Lands						
	001	Lands expropriation and purchase	7513371	3000000	3000000	5000000	6000000	7000000
		Total of Item	7513371	3000000	3000000	5000000	6000000	7000000
		Total of Project / Treasury	7513371	3000000	3000000	5000000	6000000	7000000
Project		059 Solar panels for mosques						
Fund Source		102001 Capital (Treasury)						
Group	item	Description	Actual 2020	Estimated 2021	Re-estimated 2021	Estimated 2022	Indicative 2023	Indicative 2024
31		Non-financial Assets						
3112		Devices, Machinery and Equipment						
	505	Equipment, Machines and Devices						
	069	Modernizing and developing devices and equipment	249918	150000	150000	200000	200000	200000
		Total of Item	249918	150000	150000	200000	200000	200000
		Total of Project / Treasury	249918	150000	150000	200000	200000	200000

Capital Expenditures According to Program and Projects for the Years 2020 - 2024

Chapter : 2001 Ministry of Energy and Mineral Resources

(In JDs)

Program 3505 Energy Sector Development								
Project 061 Expansion of electricity generation project using solar panels in Azraq / (1 MW / European grant)								
Fund Source 102001 Capital (Treasury)								
Group	item	Description	Actual 2020	Estimated 2021	Re-estimated 2021	Estimated 2022	Indicative 2023	Indicative 2024
28		Other Expenditures						
2822		Other Capital Expenditures						
	504	Studies, Research and Consultations						
	014	Studies, researches and design	0	50000	0	50000	0	0
		Total of Item	0	50000	0	50000	0	0
31		Non-financial Assets						
3111		Buildings and Constructions						
	508	Works and Constructions						
	040	Constructions	0	500000	500000	300000	0	0
		Total of Item	0	500000	500000	300000	0	0
		Total of Project / Treasury	0	550000	500000	350000	0	0
Project 064 Installation of electricity by conventional electricity / Fils Al-Reef								
Fund Source 102001 Capital (Treasury)								
Group	item	Description	Actual 2020	Estimated 2021	Re-estimated 2021	Estimated 2022	Indicative 2023	Indicative 2024
31		Non-financial Assets						
3111		Buildings and Constructions						
	508	Works and Constructions						
	040	Constructions	0	22000	0	50000	50000	50000
		Total of Item	0	22000	0	50000	50000	50000
		Total of Project / Treasury	0	22000	0	50000	50000	50000
Project 065 Installation projects of grid connected and not connected solar panels systems / Fils Al-Reef								
Fund Source 102001 Capital (Treasury)								
Group	item	Description	Actual 2020	Estimated 2021	Re-estimated 2021	Estimated 2022	Indicative 2023	Indicative 2024
31		Non-financial Assets						
3112		Devices, Machinery and Equipment						
	505	Equipment, Machines and Devices						
	062	Solar cells systems and equipment	1583513	3000000	2600000	3000000	3000000	3000000
		Total of Item	1583513	3000000	2600000	3000000	3000000	3000000
		Total of Project / Treasury	1583513	3000000	2600000	3000000	3000000	3000000
Project 066 Replacement of streetlights units in all the municipalities and camps of the Kingdom / Fils Al-Reef								
Fund Source 102001 Capital (Treasury)								
Group	item	Description	Actual 2020	Estimated 2021	Re-estimated 2021	Estimated 2022	Indicative 2023	Indicative 2024
31		Non-financial Assets						
3112		Devices, Machinery and Equipment						
	505	Equipment, Machines and Devices						
	055	Technical devices	0	5000000	2000000	5000000	5000000	5000000
		Total of Item	0	5000000	2000000	5000000	5000000	5000000
		Total of Project / Treasury	0	5000000	2000000	5000000	5000000	5000000

Capital Expenditures According to Program and Projects for the Years 2020 - 2024

Chapter : 2001 Ministry of Energy and Mineral Resources

(In JDs)

Program		3505 Energy Sector Development						
Project		068 Develop production in Hamza oil field						
Fund Source		102001 Capital (Treasury)						
Group	item	Description	Actual 2020	Estimated 2021	Re-estimated 2021	Estimated 2022	Indicative 2023	Indicative 2024
31		Non-financial Assets						
3111		Buildings and Constructions						
	508	Works and Constructions						
	040	Constructions	0	0	0	2500000	5000000	5000000
		Total of Item	0	0	0	2500000	5000000	5000000
		Total of Project / Treasury	0	0	0	2500000	5000000	5000000
		Total of Program	21936691	14657000	10385000	18900000	22150000	23150000
		Total of Chapter	26139780	15135000	10855000	19400000	22700000	23800000