

## **Chapter : 1606 Ministry of investment /Jordan Investment Commission**

**Creation:** -

**Vision :** Realizing a developed and competitive business environment to make Jordan an attractive, sustainable and stimulating destination for investment

**Mission:** Excellency in promoting and attracting investments, contribution to the economic growth through making the general policies based on institutional and legislative basis to develop business environment and realize sustainable development, maximize comparative advantages in the Kingdom, contribute to and upgrade the quality of provided services, implement main development plans and programs to serve the investor and to employ them optimally.

**Legal Framework :** Bylaw No.(101) for the year 2021 Administrative bylaw for the Ministry of Investment

### **Tasks of the Ministry / Department:**

- Regulate the provisions of developmental areas and free zones in the Kingdom and develop them and put them at the service of national economy and monitor their application
- Setting and implementing plans and programs to stimulate and promote domestic and foreign investments
- Introduce the investment opportunities in the kingdom, provide data and information for investors, and issue guides and prepare related studies
- Establish commercial centers and representation offices, holding exhibitions, opening markets, organizing commercial delegations to promote and market the national products, develop the national exports and encourage investment.
- Take the appropriate decisions on the local and foreign private and public institutions requests to establish commercial and industrial exhibitions in the Kingdom and control them.

### **Ministry/Department Contribution to the Achievement of the National Objectives:**

- Create an attractive investment environment capable of attracting foreign capitals and encourage the local investments.
- Improve the level of services provided to citizens and justice in distribution

### **Major Issues and Challenges which face the Ministry / Department:**

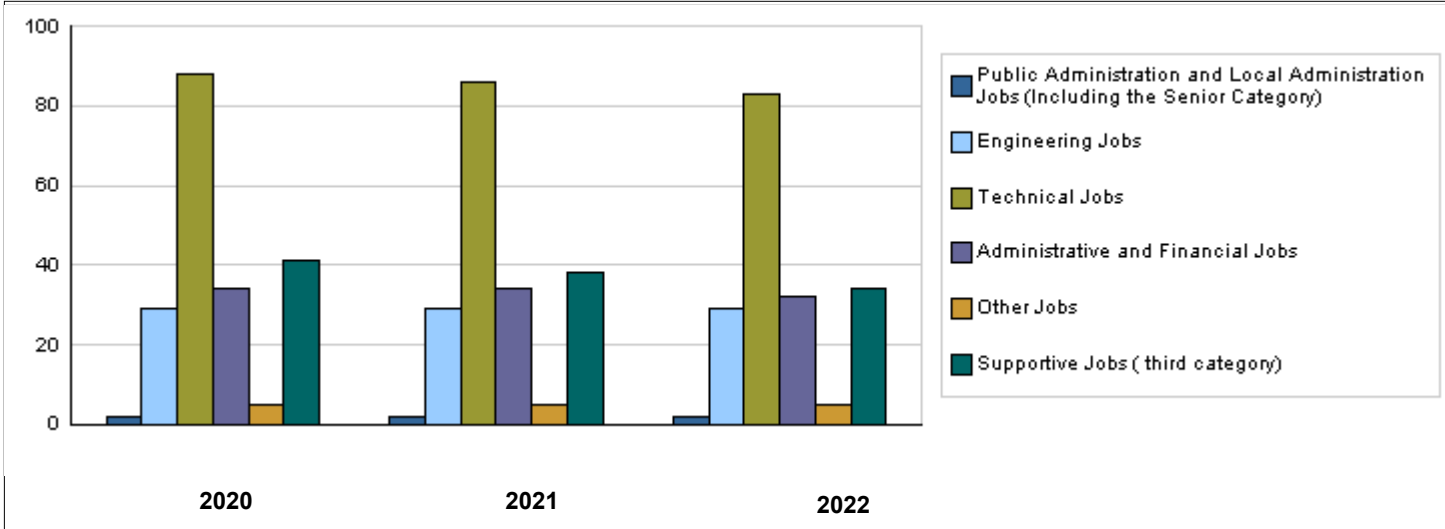
- Limitedness of the financial resources which affect the possibility for the Commission to realize the necessary level of investment attraction, maintenance and promotion
- Unify the definitions of investment indicators and rates of their measurement, the need for large effort to provide investment-related data reaching the level of decision management
- The interference of procedures and attachment of the investor's services with a large number of partners
- Intersection of the functions of the Commission related to the promotion of exports with a number of other institutions

**Strategic Objectives and Performance Indicators of the Ministry / Department**

Strategic Objective	Performance Indicator	Base year	Value	Actual Value	Target Value	Preliminary Self Evaluation	Target Value		
				2020	2021		2021	2022	2023
				<b>1 - Promote the institutional capacity towards excellency</b>	1 Percentage of achievement of services automation project	2016	60%	74%	80%
	2 Percentage of achievement in electronic transformation projects	2016	35%	81%	100%	85%	90%	95%	100%
<b>2 - Increase the effectiveness of investment environment</b>	1 Jordan ranking in "ease of doing business" report	2016	110/189	75/189	75/189	73/189	70/189	68/189	65/189
	2 Jordan ranking in the global competitiveness report	2016	64/140	70/140	65/140	70/140	65/140	60/140	55/140
	3 Size of investments benefiting from investment law	2016	1.5	0.6	1.2	0.5	1.2	1.3	1.4
	4 Needed time for investor at the window to end the registration and licensing process (working days)	2016	5	4	2	2.5	2	1.8	1.5
<b>3 - Promote and develop the national exports</b>	1 Number of targeted markets	2016	5	3	15	7	15	20	20
	2 Percentage of increase in service recipients satisfaction	2016	10%	5%	5%	10%	5%	5%	5%

**Number of Staff of the Ministry / Department**

Group	Job	2020			2021			Preliminary 2022		
		Male	Female	Total	Male	Female	Total	Male	Female	Total
		Public Administration and Local Administration Jobs (Including the Senior Category)	Supervisory and Leadership Jobs	2	0	2	2	0	2	2
Engineering Jobs	Engineer	13	16	29	13	16	29	13	16	29
Technical Jobs	Technical Jobs	63	25	88	64	22	86	61	22	83
Administrative and Financial Jobs	Administrative and Financial Jobs	18	16	34	18	16	34	16	16	32
Other Jobs	Other Jobs	1	4	5	1	4	5	1	4	5
Supportive Jobs ( third category)	Support Employee ( Driver, Office Boy )	36	5	41	34	4	38	30	4	34
<b>Total</b>		<b>133</b>	<b>66</b>	<b>199</b>	<b>132</b>	<b>62</b>	<b>194</b>	<b>123</b>	<b>62</b>	<b>185</b>
<b>Total Cost of Salaries</b>		<b>0</b>	<b>0</b>	<b>0</b>	<b>0</b>	<b>0</b>	<b>0</b>	<b>1902843</b>	<b>959157</b>	<b>2862000</b>



**Key Information of the Ministry / Department**

No.	Description
1	Promote Jordan according to sectors, and implement promotional and advertisement campaigns in coordination with public and private sectors
2	Modernizing promotional programs for local investors and preparing reports on the interests of potential investors and introducing privileges and business environment
3	Organizing remote introductory programs and site visits for investors and remote foreign delegates arriving the kingdom.
4	Preparing reports on the economic and investment relations between Jordan and a number of Arab and European countries and some countries with investment significance
5	Studying the competitive advantage of governorates
6	Establishing database for strategic projects which are considered as investment opportunities for the major investors
7	Preparing Country Report including EU countries, Russia, China, India, America, Arab gulf countries and Maghreb

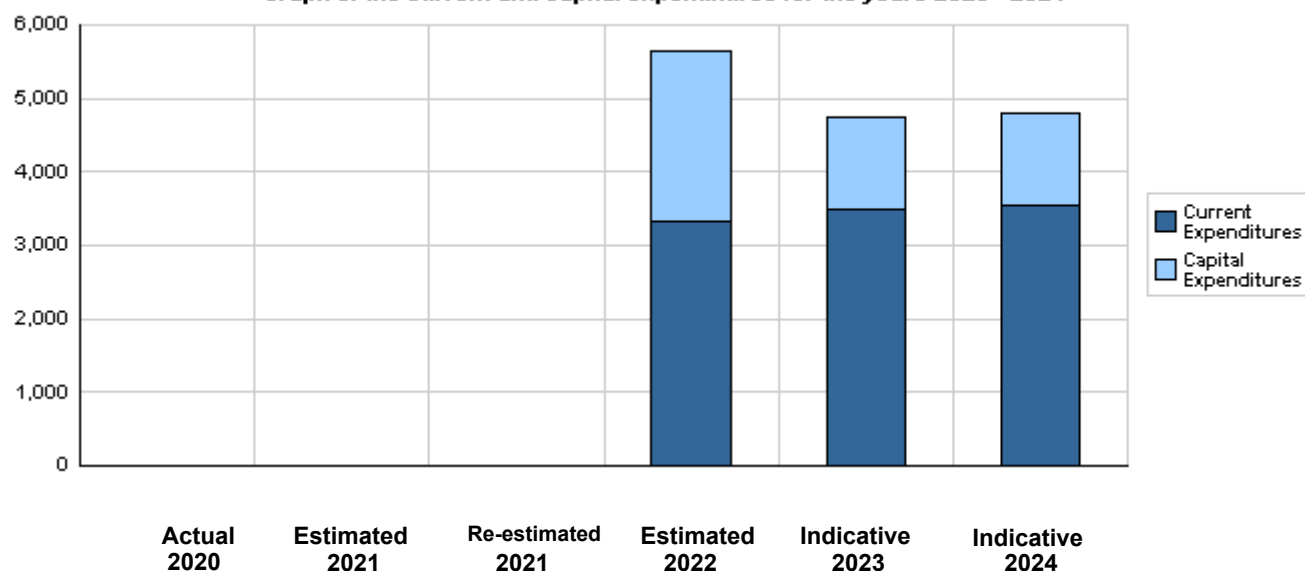
**Overall Summary of Expenditures for Chapter 1606- Ministry of investment /Jordan Investment Commission**  
for the Years 2020 - 2024

( In JDs )

Description		Actual 2020	Estimated 2021	Re-estimated 2021	Estimated 2022	Indicative 2023 2024	
<b>Group</b>	<b>Current Expenditures</b>						
2111	Salaries, Wages and Allowances	0	0	0	2,566,000	2,708,000	2,740,000
2121	Social Security Contributions	0	0	0	296,000	300,000	305,000
2211	Use of Goods and Services	0	0	0	285,000	314,000	313,000
2821	Other Current Expenditures	0	0	0	170,000	180,000	180,000
<b>Total current expenditures</b>		<b>0</b>	<b>0</b>	<b>0</b>	<b>3,317,000</b>	<b>3,502,000</b>	<b>3,538,000</b>
<b>Capital Expenditures</b>							
2211	Use of Goods and Services	0	0	0	1,950,000	1,035,000	1,035,000
2822	Other Capital Expenditures	0	0	0	80,000	65,000	65,000
3112	Devices, Machinery and Equipment	0	0	0	290,000	150,000	150,000
<b>Total capital expenditures</b>		<b>0</b>	<b>0</b>	<b>0</b>	<b>2,320,000</b>	<b>1,250,000</b>	<b>1,250,000</b>
<b>Treasury</b>		<b>0</b>	<b>0</b>	<b>0</b>	<b>2,320,000</b>	<b>1,250,000</b>	<b>1,250,000</b>
<b>Total current and capital expenditures</b>		<b>0</b>	<b>0</b>	<b>0</b>	<b>5,637,000</b>	<b>4,752,000</b>	<b>4,788,000</b>

( Thousands of JDs )

**Graph of the current and capital expenditures for the years 2020 - 2024**

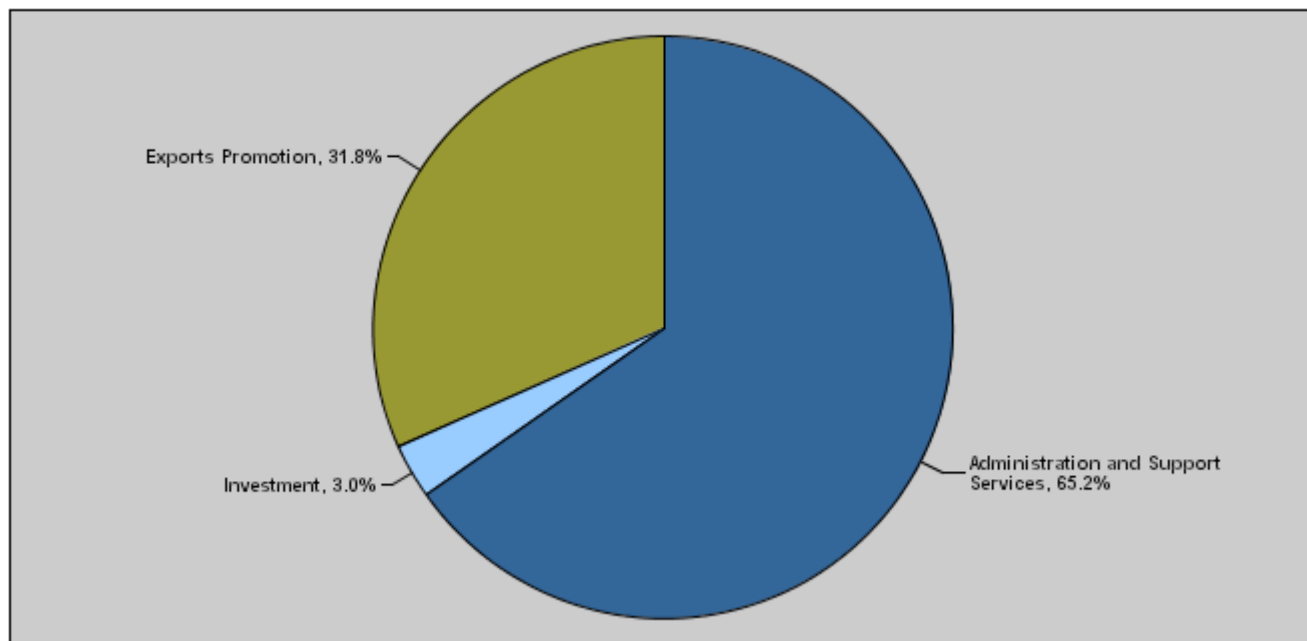


**Budget of Chapter 1606 - Ministry of investment /Jordan Investment Commission  
For the Year 2022 Distributed According to Program**

( In JDs )

Prog.	Description	Current Expenditures	Capital Expenditures	Total Expenditures
6681	Administration and Support Services	3,317,000	360,000	3,677,000
6682	Investment	0	170,000	170,000
6683	Exports Promotion	0	1,790,000	1,790,000
<b>Total</b>		<b>3,317,000</b>	<b>2,320,000</b>	<b>5,637,000</b>

**Total Expenditures for the Year 2022 Distributed According to Programs**



**Estimated Allocations for Females distributed according to Programs for the Years 2020 - 2024**

Program	2020	2021	2022	2023	2024
6681 Administration and Support Services	0	0	1799000	1763000	1780000
6682 Investment	0	0	80000	47000	47000
6683 Exports Promotion	0	0	841000	423000	423000
<b>Total</b>	<b>0</b>	<b>0</b>	<b>2720000</b>	<b>2233000</b>	<b>2250000</b>

**Budget Chapter 1606 - Ministry of investment /Jordan Investment Commission Distributed According to the Program**

**6681 Administration and Support Services Program**

**Objective of the program :**

Improve the administrative capacities and modernize the Ministry's regulations and instructions and modernize the strategic and executive plan to ensure the effective and distinguished implementation to realize the Ministry's goals and implement its functions.

**The strategic objective related to the program :**

- To upgrade the institutional capacity towards excellency

**Directorates associated with the program :**

- Human Resources Directorate
- Administrative Affairs Directorate
- Internal Audit Unit
- Institutional Development and Strategic Planning Unit.
- Electronic Government and Information Technology Unit.
- Financial Affairs Directorate
- Legal Affairs Directorate

**Services provided by the program :**

Provide the financial and administrative support for all programs, projects and activities of the Ministry

**Staff working in the program :**

The program is implemented through a functional staff in 2021 estimated with ( 64 ) staff, including ( 48 ) males and ( 16 ) females .

**Key Performance Indicators for Program**

Performance Measurement Indicator		Base Year	Value	Actual value	Target Value	Preliminary Self Evaluation	Target Value		
				2020	2021		2021	2022	2023
1	Percentage of achievement of the Authority's services automation	2016	60%	74%	100%	85%	100%	-	-
2	Percentage of achievement in electronic transformation projects	2016	35%	81%	80%	85%	90%	95%	100%

Appropriations Of Administration and Support Services Program as Per Activities and Projects.

( In JDs )

Activities and Projects		Actual	Estimated	Re-estimated	Estimated	Indicative	
		2020	2021	2021	2022	2023	2024
<b>Current Expenditures</b>		0	0	0	3,317,000	3,502,000	3,538,000
601	Administrative and Support Services	0	0	0	3,317,000	3,502,000	3,538,000
<b>Capital Expenditures</b>		0	0	0	360,000	250,000	250,000
001	Development of the investment environment	0	0	0	360,000	250,000	250,000
<b>Program / Treasury</b>		0	0	0	360,000	250,000	250,000
<b>Total Program</b>		0	0	0	3,677,000	3,752,000	3,788,000

**Budget Chapter 1606 - Ministry of investment /Jordan Investment Commission Distributed According to the Program**

<b>6682</b>	<b>Investment Program</b>
-------------	---------------------------

**Objective of the program :**

Realize infrastructure development results according to the international standards and depending on the international classifications to generate a conviction that Jordan is among the countries with attractive environment for investment.

**The strategic objective related to the program :**

- Increase the effectiveness of investment environment

**Directorates associated with the program :**

Investment Window Directorate  
 Investment Promotion Directorate  
 Studies and Policies Directorate  
 Investor Services Directorate  
 Facilitations and Intensives Directorate  
 Urban Planning for Developmental and Free Zones Directorate  
 Licenses and Control Directorate

**Services provided by the program :**

Setting and implementing plans for promoting local and foreign investments  
 Organizing promotional and awareness programs for local and foreign investors  
 Providing sufficient data about the investment opportunities in the Kingdom

**Staff working in the program :**

The program is implemented through a functional staff in 2021 estimated with ( 110 ) staff, including ( 69 ) males and ( 41 ) females .

**Key Performance Indicators for Program**

	Performance Measurement Indicator	Base Year	Value	Actual value	Target Value	Preliminary Self Evaluation	Target Value		
				2020	2021		2021	2022	2023
1	Jordan's ranking in "ease of doing business" report	2016	110/189	75/189	75/189	73/189	70/189	68/189	65/189
2	Jordan's ranking in the global competitiveness report	2016	64/140	70/140	65/140	70/140	65/140	60/140	55/140
3	Volume of investments benefiting from the investment law (billion JDs)	2016	1.5	0.6	1.2	0.5	1.2	1.3	1.4
4	Required time for investor at the window to finish registration and licensing process( working days)	2016	5	4	2	2.5	2	1.8	1.5

Appropriations Of Investment Program as Per Activities and Projects.

( In JDs )

Activities and Projects	Actual	Estimated	Re-estimated	Estimated	Indicative	
	2020	2021	2021	2022	2023	2024
Current Expenditures	0	0	0	0	0	0
Capital Expenditures	0	0	0	170,000	100,000	100,000
004 National Investment Strategy	0	0	0	170,000	100,000	100,000
Program / Treasury	0	0	0	170,000	100,000	100,000
Total Program	0	0	0	170,000	100,000	100,000

**Budget Chapter 1606 - Ministry of investment /Jordan Investment Commission Distributed According to the Program**

<b>6683</b>	<b>Exports Promotion Program</b>
-------------	----------------------------------

**Objective of the program :**

Upgrade the efficiency of promotional system to attract the local and foreign investments through adopting developed mechanisms for promotion such as the electronic promotion.

**The strategic objective related to the program :**

-Promote and develop national exports

**Directorates associated with the program :**

Exports and Exhibitions Directorate

**Services provided by the program :**

- Support exports promotion and contribute to opening new export markets and increase Jordanian exports portion in the global markets.
- Hold exhibitions and organize trade missions in order to promote national products.
- Decide on public and private local and foreign institutions requests to hold commercial and industrial exhibitions in the Kingdom and monitor them.
- Contribute to modernizing services guide.

**Staff working in the program :**

The program is implemented through a functional staff in 2021 estimated with ( 20 ) staff, including ( 15 ) males and ( 5 ) females .

**Key Performance Indicators for Program**

Performance Measurement Indicator		Base Year	Value	Actual value	Target Value	Preliminary Self Evaluation	Target Value		
				2020	2021		2021	2022	2023
1	Number of targeted markets	2016	5	3	15	7	15	20	20
2	Percentage of increase in service recipient satisfaction	2016	10%	5%	5%	10%	5%	5%	5%

Appropriations Of Exports Promotion Program as Per Activities and Projects.

( In JDs )

Activities and Projects		Actual	Estimated	Re-estimated	Estimated	Indicative	
		2020	2021	2021	2022	2023	2024
Current Expenditures		0	0	0	0	0	0
Capital Expenditures		0	0	0	1,790,000	900,000	900,000
001	Investment Promotion	0	0	0	400,000	400,000	400,000
002	Exhibitions and exports promotion	0	0	0	1,390,000	500,000	500,000
Program / Treasury		0	0	0	1,790,000	900,000	900,000
Total Program		0	0	0	1,790,000	900,000	900,000

Chapter : 1606 Ministry of investment /Jordan Investment Commission

( In JDs )

Current Activities Appropriations According to Program								
Prog.	Activites		Actual	Estimated	Re-estimated	Estimated	Indicative	Indicative
			2020	2021	2021	2022	2023	2024
6681	601	Administrative and Support Services	0	0	0	3317000	3502000	3538000
		Total of Program	0	0	0	3317000	3502000	3538000
		Total	0	0	0	3317000	3502000	3538000

Capital Projects Appropriations According to Program								
Prog.	Projects		Actual	Estimated	Re-estimated	Estimated	Indicative	Indicative
			2020	2021	2021	2022	2023	2024
6681	001	Development of the investment environment	0	0	0	360000	250000	250000
		Total of Program	0	0	0	360000	250000	250000
6682	004	National Investment Strategy	0	0	0	170000	100000	100000
		Total of Program	0	0	0	170000	100000	100000
6683	001	Investment Promotion	0	0	0	400000	400000	400000
	002	Exhibitions and exports promotion	0	0	0	1390000	500000	500000
		Total of Program	0	0	0	1790000	900000	900000
		Total	0	0	0	2320000	1250000	1250000



# Overall Summary of Current Expenditures for the Years 2020 - 2024

Chapter: 1606 Ministry of investment /Jordan Investment Commission

( In JDs )

Group	Item	Description	Actual 2020	Estimated 2021	Re-estimated 2021	Estimated 2022	Indicative 2023	Indicative 2024
<b>21</b>		<b>Compensations of Employees</b>						
<b>2111</b>		<b>Salaries, Wages and Allowances</b>						
	102	Unclassified Employees	0	0	0	320000	319000	318000
	103	Comprehensive Contract Employees	0	0	0	600000	611000	620000
	105	Personal Cost of Living Allowance	0	0	0	205000	210000	215000
	106	Family Cost of Living Allowance	0	0	0	26000	27000	28000
	111	Additional Allowance	0	0	0	345000	350000	357000
	112	Other Allowances	0	0	0	490000	498000	506000
	113	Transportation Allowance	0	0	0	65000	66000	67000
	114	Transport Allowance	0	0	0	15000	16000	17000
	116	Employees' Bonuses	0	0	0	450000	560000	560000
	120	Contract Employees	0	0	0	50000	51000	52000
<b>Total</b>			<b>0</b>	<b>0</b>	<b>0</b>	<b>2566000</b>	<b>2708000</b>	<b>2740000</b>
<b>2121</b>		<b>Social Security Contributions</b>						
	301	Social Security	0	0	0	296000	300000	305000
<b>Total</b>			<b>0</b>	<b>0</b>	<b>0</b>	<b>296000</b>	<b>300000</b>	<b>305000</b>
<b>22</b>		<b>Use of Goods and Services</b>						
<b>2211</b>		<b>Use of Goods and Services</b>						
	201	Rents	0	0	0	9000	9000	9000
	202	Telecommunications Services	0	0	0	10000	10000	10000
	203	Water	0	0	0	5000	5000	5000
	204	Electricity	0	0	0	120000	135000	135000
	205	Fuels	0	0	0	11000	11000	11000
	206	Maintenance of Machines, furniture and accessories	0	0	0	5000	10000	10000
	207	Maintenance of vehicles, equipment and accessories	0	0	0	8000	8000	8000
	208	Repair and maintenance of buildings and accessories	0	0	0	10000	10000	10000
	209	Stationery, Publications and Office Supplies	0	0	0	11000	10000	9000
	211	Cleaning services and supplies including cleaning contracts	0	0	0	50000	60000	60000
	212	Insurance	0	0	0	8000	8000	8000
	213	Official Travel Missions	0	0	0	4000	4000	4000
	214	Goods and services expenses	0	0	0	34000	34000	34000
<b>Total</b>			<b>0</b>	<b>0</b>	<b>0</b>	<b>285000</b>	<b>314000</b>	<b>313000</b>
<b>28</b>		<b>Other Expenditures</b>						
<b>2821</b>		<b>Other Current Expenditures</b>						
	303	Scientific scholarships and training courses	0	0	0	5000	5000	5000
	305	Non-Employees' Bonuses	0	0	0	165000	175000	175000
<b>Total</b>			<b>0</b>	<b>0</b>	<b>0</b>	<b>170000</b>	<b>180000</b>	<b>180000</b>
<b>Total of Chapter</b>			<b>0</b>	<b>0</b>	<b>0</b>	<b>3317000</b>	<b>3502000</b>	<b>3538000</b>

**Current Expenditures According to Program and Activities for the Years 2020 - 2024**

Chapter : 1606 - Ministry of investment /Jordan Investment Commission

(In JDs)

Program : 6681 - Administration and Support Services								
Activity : 601 - Administrative and Support Services								
Group	Item	Description	Actual 2020	Estimated 2021	Re-estimated 2021	Estimated 2022	Indicative 2023	Indicative 2024
<b>21</b>		<b>Compensations of Employees</b>						
<b>2111</b>		Salaries, Wages and Allowances						
	102	Unclassified Employees	0	0	0	320000	319000	318000
	103	Comprehensive Contract Employees	0	0	0	600000	611000	620000
	105	Personal Cost of Living Allowance	0	0	0	205000	210000	215000
	106	Family Cost of Living Allowance	0	0	0	26000	27000	28000
	111	Additional Allowance	0	0	0	345000	350000	357000
	112	Other Allowances	0	0	0	490000	498000	506000
	113	Transportation Allowance	0	0	0	65000	66000	67000
	114	Transport Allowance	0	0	0	15000	16000	17000
	116	Employees' Bonuses	0	0	0	450000	560000	560000
	120	Contract Employees	0	0	0	50000	51000	52000
		<b>Total</b>	<b>0</b>	<b>0</b>	<b>0</b>	<b>2566000</b>	<b>2708000</b>	<b>2740000</b>
<b>2121</b>		Social Security Contributions						
	301	Social Security	0	0	0	296000	300000	305000
		<b>Total</b>	<b>0</b>	<b>0</b>	<b>0</b>	<b>296000</b>	<b>300000</b>	<b>305000</b>
<b>22</b>		<b>Use of Goods and Services</b>						
<b>2211</b>		Use of Goods and Services						
	201	Rents	0	0	0	9000	9000	9000
	202	Telecommunications Services	0	0	0	10000	10000	10000
	203	Water	0	0	0	5000	5000	5000
	204	Electricity	0	0	0	120000	135000	135000
	205	Fuels	0	0	0	11000	11000	11000
		002 Saloon vehicles	0	0	0	11000	11000	11000
	206	Maintenance of Machines, furniture and accessories	0	0	0	5000	10000	10000
	207	Maintenance of vehicles, equipment and accessories	0	0	0	8000	8000	8000
	208	Repair and maintenance of buildings and accessories	0	0	0	10000	10000	10000
	209	Stationery, Publications and Office Supplies	0	0	0	11000	10000	9000
	211	Cleaning services and supplies including cleaning contracts	0	0	0	50000	60000	60000
	212	Insurance	0	0	0	8000	8000	8000
	213	Official Travel Missions	0	0	0	4000	4000	4000
	214	Goods and services expenses	0	0	0	34000	34000	34000
		001 Events and hospitality	0	0	0	10000	10000	10000
		013 Services, security and guarding contracts	0	0	0	24000	24000	24000
		<b>Total</b>	<b>0</b>	<b>0</b>	<b>0</b>	<b>285000</b>	<b>314000</b>	<b>313000</b>
<b>28</b>		<b>Other Expenditures</b>						
<b>2821</b>		Other Current Expenditures						
	303	Scientific scholarships and training courses	0	0	0	5000	5000	5000
	305	Non-Employees' Bonuses	0	0	0	165000	175000	175000
		<b>Total</b>	<b>0</b>	<b>0</b>	<b>0</b>	<b>170000</b>	<b>180000</b>	<b>180000</b>
		<b>Total of Activity</b>	<b>0</b>	<b>0</b>	<b>0</b>	<b>3317000</b>	<b>3502000</b>	<b>3538000</b>
		<b>Total of Program</b>	<b>0</b>	<b>0</b>	<b>0</b>	<b>3317000</b>	<b>3502000</b>	<b>3538000</b>
		<b>Total of Chapter</b>	<b>0</b>	<b>0</b>	<b>0</b>	<b>3317000</b>	<b>3502000</b>	<b>3538000</b>

# Overall Summary of Capital Expenditures for the Years 2020 - 2024

Chapter : 1606 Ministry of investment /Jordan Investment Commission

( In JDs )

Group	Item	Description	Actual 2020	Estimated 2021	Re-estimated 2021	Estimated 2022	Indicative 2023	Indicative 2024
		<b>Expenditures</b>						
22		Use of Goods and Services						
2211		Use of Goods and Services						
	510	Buildings and facilities repair and maintenance	0	0	0	70000	70000	70000
	512	Operating and Sustaining Expenditures	0	0	0	1880000	965000	965000
		<b>Total</b>	0	0	0	1950000	1035000	1035000
28		<b>Other Expenditures</b>						
2822		Other Capital Expenditures						
	504	Studies, Research and Consultations	0	0	0	80000	65000	65000
		<b>Total</b>	0	0	0	80000	65000	65000
		<b>Fixed Assets</b>						
31		<b>Non-financial Assets</b>						
3112		Devices, Machinery and Equipment						
	505	Equipment, Machines and Devices	0	0	0	290000	150000	150000
		<b>Total</b>	0	0	0	290000	150000	150000
		<b>Total of Chapter</b>	0	0	0	2320000	1250000	1250000

# Capital Expenditures According to Program and Projects for the Years 2020 - 2024

Chapter : 1606 Ministry of investment /Jordan Investment Commission

( In JDs )

Program 6681 Administration and Support Services								
Project		001 Development of the investment environment						
Fund Source		102001 Capital (Treasury)						
Group	Item	Description	Actual 2020	Estimated 2021	Re-estimated 2021	Estimated 2022	Indicative 2023	Indicative 2024
22		Use of Goods and Services						
2211		Use of Goods and Services						
	510	Buildings and facilities repair and maintenance						
	009	Buildings repair and renovation	0	0	0	30000	30000	30000
	031	Roads maintenance / Sweimeh Municipality	0	0	0	40000	40000	40000
		<b>Total of Item</b>	0	0	0	70000	70000	70000
	512	Operating and Sustaining Expenditures						
	008	Qualification and training expenses	0	0	0	15000	15000	15000
	015	Operating systems and software	0	0	0	75000	50000	50000
		<b>Total of Item</b>	0	0	0	90000	65000	65000
28		Other Expenditures						
2822		Other Capital Expenditures						
	504	Studies, Research and Consultations						
	005	Social studies	0	0	0	5000	5000	5000
	011	Environmental studies	0	0	0	5000	5000	5000
	012	Economic studies	0	0	0	15000	15000	15000
	013	Legal consultations	0	0	0	10000	10000	10000
	015	Studies, consultations and engineering diagrams	0	0	0	25000	10000	10000
		<b>Total of Item</b>	0	0	0	60000	45000	45000
31		Non-financial Assets						
3112		Devices, Machinery and Equipment						
	505	Equipment, Machines and Devices						
	001	Computers and accessories	0	0	0	40000	20000	20000
	003	Office supplies and equipment	0	0	0	10000	10000	10000
	068	Solar cells generating the electric energy	0	0	0	90000	40000	40000
		<b>Total of Item</b>	0	0	0	140000	70000	70000
		<b>Total of Project / Treasury</b>	0	0	0	360000	250000	250000
		<b>Total of Program</b>	0	0	0	360000	250000	250000

# Capital Expenditures According to Program and Projects for the Years 2020 - 2024

Chapter : 1606 Ministry of investment /Jordan Investment Commission

( In JDs )

Program		6682 Investment						
Project		004 National Investment Strategy						
Fund Source		102001 Capital (Treasury)						
Group	item	Description	Actual 2020	Estimated 2021	Re-estimated 2021	Estimated 2022	Indicative 2023	Indicative 2024
28		<b>Other Expenditures</b>						
2822		Other Capital Expenditures						
	504	Studies, Research and Consultations						
	012	Economic studies	0	0	0	20000	20000	20000
		<b>Total of Item</b>	0	0	0	20000	20000	20000
31		<b>Non-financial Assets</b>						
3112		Devices, Machinery and Equipment						
	505	Equipment, Machines and Devices						
	077	Predictability, creativity and artificial intelligence	0	0	0	150000	80000	80000
		<b>Total of Item</b>	0	0	0	150000	80000	80000
		<b>Total of Project / Treasury</b>	0	0	0	170000	100000	100000
		<b>Total of Program</b>	0	0	0	170000	100000	100000

# Capital Expenditures According to Program and Projects for the Years 2020 - 2024

Chapter : 1606 Ministry of investment /Jordan Investment Commission

( In JDs )

<b>Program</b>		6683 Exports Promotion						
<b>Project</b>		001 Investment Promotion						
<b>Fund Source</b>		102001 Capital (Treasury)						
Group	item	Description	Actual 2020	Estimated 2021	Re-estimated 2021	Estimated 2022	Indicative 2023	Indicative 2024
22		Use of Goods and Services						
2211		Use of Goods and Services						
	512	Operating and Sustaining Expenditures						
	017	Promotion, advertising and awareness	0	0	0	200000	200000	200000
	032	Conferences, celebrations and workshops	0	0	0	200000	200000	200000
		<b>Total of Item</b>	0	0	0	400000	400000	400000
		<b>Total of Project / Treasury</b>	0	0	0	400000	400000	400000
<b>Project</b>		002 Exhibitions and exports promotion						
<b>Fund Source</b>		102001 Capital (Treasury)						
Group	item	Description	Actual 2020	Estimated 2021	Re-estimated 2021	Estimated 2022	Indicative 2023	Indicative 2024
22		Use of Goods and Services						
2211		Use of Goods and Services						
	512	Operating and Sustaining Expenditures						
	032	Conferences, celebrations and workshops	0	0	0	290000	350000	350000
	151	Expo Dubai	0	0	0	1100000	150000	150000
		<b>Total of Item</b>	0	0	0	1390000	500000	500000
		<b>Total of Project / Treasury</b>	0	0	0	1390000	500000	500000
		<b>Total of Program</b>	0	0	0	1790000	900000	900000
		<b>Total of Chapter</b>	0	0	0	2320000	1250000	1250000