

Chapter : 1604 Jordan Standards and Metrology Organization

Creation: The Jordan Standards and Metrology Organization (JSMO) was established as a public Organization with financial and administrative autonomy in accordance with the Standards and Metrology Law of 1995 which was modified during the year 2015. Prior to that, the Organization had been one of the directorates in the Ministry of Industry and Trade from 1972 to 1994.

Vision : An internationally reliable organization for enabling quality of life and competitiveness of the national economy

Mission: Enhancing trust in products quality and supporting competitiveness of the national economy through the application and development of standardization and metrology and conformity assessment with effective partnerships according to the best practices.

Legal Framework : Jordan Standards and Metrology Law for the year 2015 and amendments thereto

Tasks of the Ministry / Department:

- Issue, adopt, review and modify the standard specifications, technicals bases and measurement documents and monitor their implementation for all products and services excluding pharmaceutical products, human and veterinary medicines, serums and vaccines.
- Monitor the legal measurement tools.
- Calibrate, monitor and control the tools of measurement
- Monitor the quality of expensive minerals jewelries and precious stones as per decided standards and test and stamp jewelries
- Grant certificates of conformity with standard specifications including the Jordanian quality mark
- Accredite the calibration and testing labs and authorities which grant conformity certificates and inspection authorities as per the applied international practices
- Control over imported goods and make sure that their conformity with Jordanian technical specifications and rules, and verify that they are safe for use.
- Execute the market surveys processes for ensuring the conformity of the product with the technical rules and verifies that it is safe for use.

Ministry/Department Contribution to the Achievement of the National Objectives:

- Enhance the consumer protection mechanisms
- Promote the quality of Jordanian products in the global markets
- Develop the government services to meet the ambitions of Jordanian citizen
- Strengthen the transparency and accountability practices in public sector institutions.
- Develop and improve the trade facilitation measures

Major Issues and Challenges which face the Ministry / Department:

- Existence of competitors that provide calibration services and grant certificates of conformity.
- The spread of fraud, deception and smuggling, leadings to the spread of low quality counterfeit products that may affect the health and safety of the consumer.
- Inability to destroy some of the violation products that are seized in the local markets, as their destruction affects the environment, which leads to their accumulation in the Organization's warehouses.
- Reversal of economic growth in various sectors, and a decrease in the demand of the Organization's services provided for economic activities, which leads to a decrease in the generated public revenues.
- Determine the financial ceilings allocated to the Organization before, without taking into account the nature of the Organization's work, its technical particular characteristics, and its role in protecting the health and safety of the citizen.
- Corona pandemic crisis and its direct impact on business continuity and tasks execution.

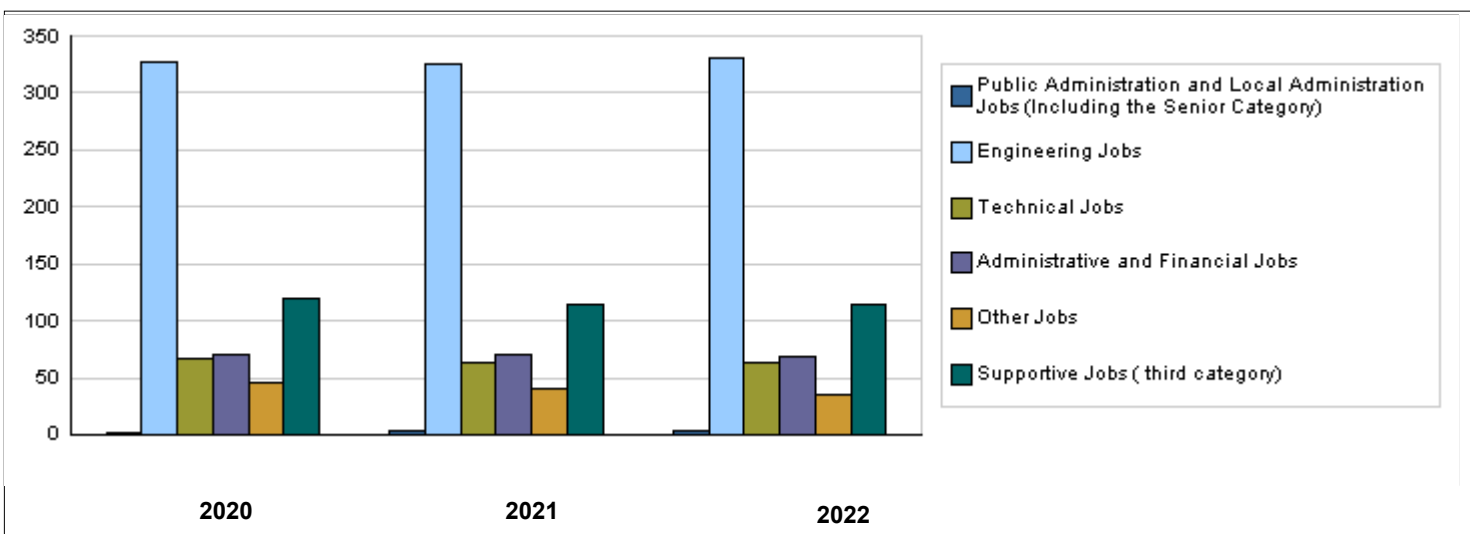
CHAPTER : 1604 Jordan Standards and Metrology Organization

Strategic Objectives and Performance Indicators of the Ministry / Department

Strategic Objective	Performance Indicator	Base year	Value	Actual Value	Target Value	Preliminary Self Evaluation	Target Value		
				2020	2021	2021	2022	2023	2024
1 - Promote trust in the quality and safety of products as per the best practices.	1 Needed time for getting out the shipment out of the customs free area per hour (to improve Jordan's ranking in the cross-border trade within the Doing Business Report)	2018	48	45	43	43	38	33	30
	2 Percentage of consumer satisfaction about quality and safety of products placed on the market	2016	%56.5	%58	%60	%60	%62	%64	%66
2 - Promote the compliance evaluation activities to create an attractive economic competitive environment.	1 Percentage of increase of exports based on the approval of Jordan Standards and Metrology Organization	2019	%5	%0	%3	%2	%5	%5	%6
	2 Percentage of meeting the requirements of monitoring authorities out of the new tests.	2019	%7	%10	%20	%15	%25	%25	%30
3 - Develop national standardization and standards systems compatible with the international practices.	1 Number of committees affiliated to organizations or assemblies related to metrology (at the regional level)	2020	0	0	3	1	4	5	6
	2 Number of agreements signed to facilitate commercial exchange (such as meter agreement)	2020	0	0	1	0	1	1	1
	3 Percentage of meeting the national requirements out of Jordanian technical rules and specifications	2019	%65	%68	%70	%72	%75	%80	%85
	4 Number of Jordanian standard specifications adopted as references for national, regional or international specifications.	2020	0	0	5	1	7	10	12
	5 Number of leading sites at the level of regional and international organizations and affiliated committees	2020	0	0	1	1	1	1	1
4 - Develop the institutional performance efficiently and effectively as per the excellency standards	1 Percentage of stakeholders satisfaction (partners, service recipients, employees)	2020	%81	%81	%83	%83	%84	%86	%87
	2 Percentage of digital transformation	2020	%7	%7	%15	%15	%30	%30%	%25
	3 Percentage of innovation maturity	2020	%25	%25	%35	%30	%45	%50	%55
	4 Percentage of strategic objectives achievement	2020	%82.6	%82.6	%85	%85	%86	%87	%88
	5 Number of non-conformity cases received in the monitoring reports from official authorities	2019	10	4	4	2	3	2	1

Number of Staff of the Ministry / Department

Group	Job	2020			2021			Preliminary 2022		
		Male	Female	Total	Male	Female	Total	Male	Female	Total
Public Administration and Local Administration Jobs (Including the Senior Category)	Supervisory and Leadership Jobs	1	1	2	2	2	4	1	2	3
Engineering Jobs	Engineering Jobs	241	86	327	242	83	325	244	86	330
Technical Jobs	Technical Jobs	40	27	67	37	27	64	37	27	64
Administrative and Financial Jobs	Administrative and Financial Jobs	35	35	70	39	32	71	37	32	69
Other Jobs	Other Jobs	42	4	46	38	3	41	33	3	36
Supportive Jobs (third category)	Vocational and Occupational Support Jobs	106	13	119	100	14	114	100	14	114
Total		465	166	631	458	161	619	452	164	616
Total Cost of Salaries		3753748	1340047	5093795	3981418	1399582	5381000	4416539	1602461	6019000



Key Information of the Ministry / Department	
No.	Description
1	Introduction of solar certification and organic agriculture certification services
2	Establishing and operating labs for lighting units, water meters, electricity meters and heavy weight calibration lab in 2018.
3	Participation as a member of the implementation of the National Single Window of Trade project since 2016 until now.
4	Conclusion of the twinning project with the EU during 2018 and 2019.
5	Approval of the amending law of the Standards and Metrology Law in 2019.
6	Participating in the steering committee for the quality policy project since 2020

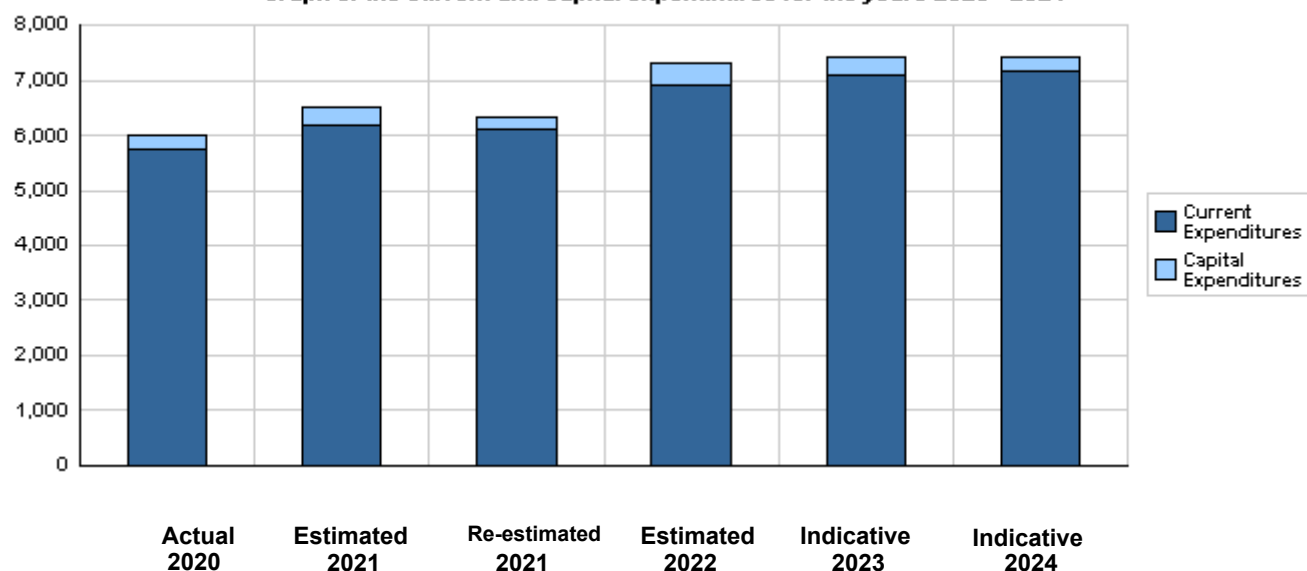
**Overall Summary of Expenditures for Chapter 1604- Jordan Standards and Metrology Organization
for the Years 2020 - 2024**

(In JDs)

Description		Actual 2020	Estimated 2021	Re-estimated 2021	Estimated 2022	Indicative 2023 2024	
Group	Current Expenditures						
2111	Salaries, Wages and Allowances	4,545,300	4,802,000	4,802,000	5,377,000	5,442,000	5,509,000
2121	Social Security Contributions	548,495	635,000	579,000	642,000	652,000	662,000
2211	Use of Goods and Services	552,513	608,000	603,000	744,000	846,000	854,000
2821	Other Current Expenditures	100,392	135,000	135,000	130,000	150,000	150,000
Total current expenditures		5,746,700	6,180,000	6,119,000	6,893,000	7,090,000	7,175,000
Capital Expenditures							
2111	Salaries, Wages and Allowances	19,967	0	0	0	0	0
2211	Use of Goods and Services	80,459	75,000	75,000	62,000	62,000	58,000
3112	Devices, Machinery and Equipment	150,509	249,000	150,000	358,000	283,000	187,000
Total capital expenditures		250,935	324,000	225,000	420,000	345,000	245,000
Treasury		250,935	324,000	225,000	420,000	345,000	245,000
Total current and capital expenditures		5,997,635	6,504,000	6,344,000	7,313,000	7,435,000	7,420,000

(Thousands of JDs)

Graph of the current and capital expenditures for the years 2020 - 2024

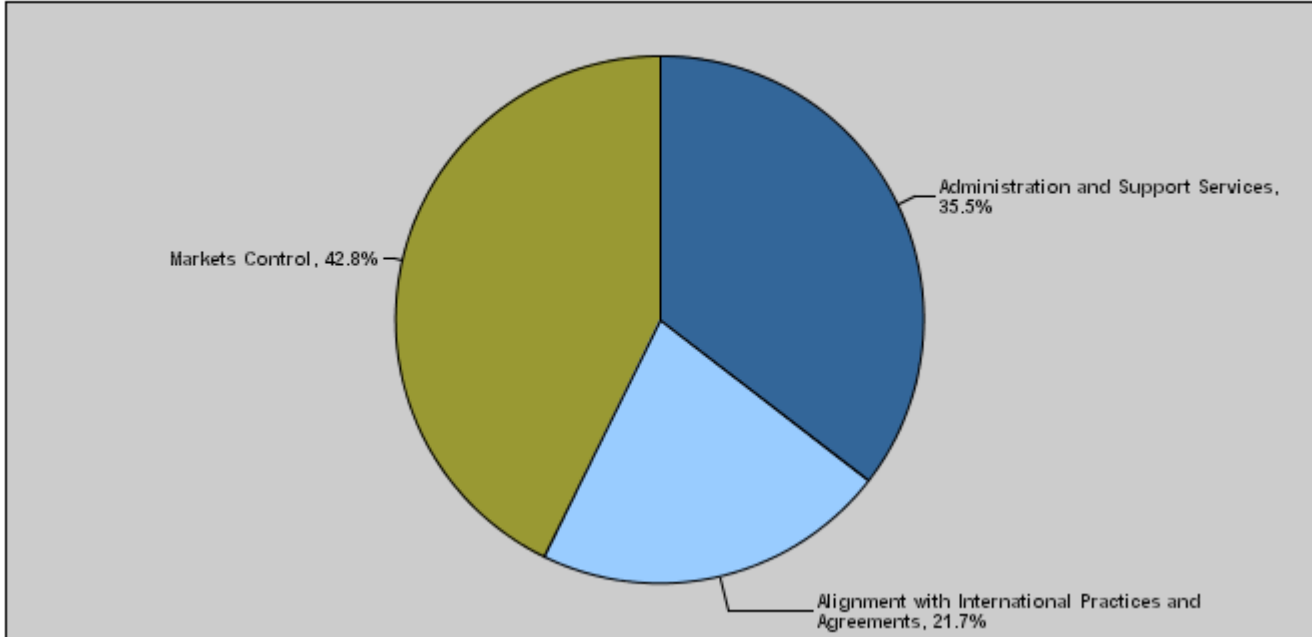


**Budget of Chapter 1604 - Jordan Standards and Metrology Organization
For the Year 2022 Distributed According to Program**

(In JDs)

Prog.	Description	Current Expenditures	Capital Expenditures	Total Expenditures
6381	Administration and Support Services	2,578,000	18,000	2,596,000
6382	Alignment with International Practices and Agreements	1,457,000	130,000	1,587,000
6383	Markets Control	2,858,000	272,000	3,130,000
Total		6,893,000	420,000	7,313,000

Total Expenditures for the Year 2022 Distributed According to Programs



Estimated Allocations for Females distributed according to Programs for the Years 2020 - 2024

Program	2020	2021	2022	2023	2024
6381 Administration and Support Services	566806	572200	897900	904200	913100
6382 Alignment with International Practices and Agreements	734692	802600	761800	760300	911500
6383 Markets Control	494898	529300	563400	560000	549700
Total	1796396	1904100	2223100	2224500	2374300

Budget Chapter 1604 - Jordan Standards and Metrology Organization Distributed According to the Program

6381 Administration and Support Services Program

Objective of the program :

- Effective and efficient administration of financial resources.
- To develop and improve domestic work environment thus increasing employees efficiency.

The strategic objective related to the program :

- To develop the institutional performance effectively and efficiently according to standards of excellence

Directorates associated with the program :

- Financial & Administrative Affairs Directorate.
- HR Directorate
- Legal Affairs Unit.
- Integrated Quality Management Unit.
- Internal Control Unit.

Services provided by the program :

Provide the financial and administrative support for all the Corporation's programs, projects and activities.

Staff working in the program :

The program is implemented through a functional staff in 2021 estimated with (164) staff, including (110) males and (54) females .

Key Performance Indicators for Program

Performance Measurement Indicator	Base Year	Value	Actual value	Target Value	Preliminary Self Evaluation	Target Value		
			2020	2021		2021	2022	2023
1 Percentage of stakeholders satisfaction (partners, service recipients, employees)	2020	%81	%81	%83	%83	%84	%86	%87
2 Percentage of innovation maturity	2020	%25	%25	%35	%30	%45	%50	%55
3 Percentage of strategic objectives achievement	2020	%82.6	%82.6	%85	%85	%86	%87	%88
4 Number of non-conformity cases contained in the monitoring reports by the official authorities	2019	10	4	4	2	3	2	1

Appropriations Of Administration and Support Services Program as Per Activities and Projects.

(In JDs)

Activities and Projects	Actual	Estimated	Re-estimated	Estimated	Indicative	
	2020	2021	2021	2022	2023	2024
Current Expenditures	1,599,495	1,680,000	1,670,500	2,578,000	2,722,000	2,753,000
601 Administrative and Support Services	1,599,495	1,680,000	1,670,500	2,578,000	2,722,000	2,753,000
Capital Expenditures	118,098	47,000	47,000	18,000	18,000	14,000
003 Use of Solar Energy Project	60,000	0	0	0	0	0
004 Electronic connectivity of the Organization	58,098	47,000	47,000	18,000	18,000	14,000
Program / Treasury	118,098	47,000	47,000	18,000	18,000	14,000
Total Program	1,717,593	1,727,000	1,717,500	2,596,000	2,740,000	2,767,000

Budget Chapter 1604 - Jordan Standards and Metrology Organization Distributed According to the Program

6382	Alignment with International Practices and Agreements Program
Objective of the program :	
<ul style="list-style-type: none"> - To align Jordanian standard specifications and technical rules with the international, regional and national specifications and meet the needs of service recipients requirements of those technical rules and specifications. - Increase confidence in conformity certificates and Jordanian quality mark at all local, regional and international levels. - Align work procedures of accreditation unit for ISO/IEC 17011 requirements and expand the unit work domain to cover accreditation of inspection entities and donars for systems conformity certificates. 	
The strategic objective related to the program :	
<ul style="list-style-type: none"> - To promote the activities of compliance evaluation to create attractive economic competitive environment. - To develop national standardization and standards systems harmonized with the international practices. 	
Directorates associated with the program :	
<ul style="list-style-type: none"> - Standardization Directorate. - Conformity Certificates Directorate. - Accreditation Unit. - Knowledge Management Directorate. - Labs Unit. 	
Services provided by the program :	
<ul style="list-style-type: none"> - Prepare or review standard specifications / technical regulations - Technical consultations - Issue conformity certificates for standard specifications, grant Jordanian quality mark, Halal certificate, good agricultural practices certificate and verification certificate for the accuracy of organic products certificates, organic product certificate and SHAMCI certificate - Sell Jordanian and nonjordanian standard specifications. - Test food and chemicals samples to determine their conformity with standard specifications and concerned Jordanian technical rules and test lighting units efficiency. 	
Staff working in the program :	
The program is implemented through a functional staff in 2021 estimated with (88) staff, including (46) males and (42) females .	

Key Performance Indicators for Program

Performance Measurement Indicator	Base Year	Value	Actual value	Target Value	Preliminary Self Evaluation	Target Value		
			2020	2021		2021	2022	2023
1 Percentage of the increase in exports based on the approval of Jordan Standards and Metrology Organization.	2019	%5	%0	%3	%2	%5	%5	%6
2 Number of the monitoring authorities needs met by new checks.	2019	%7	%10	%20	%15	%25	%25	%30
3 Percentage of national needs met by Jordanian technical rules and specifications.	2019	%65	%68	%70	%72	%75	%80	%85
4 Number of the Jordanian standard specifications adopted as references for national, or regional, or international specifications.	2020	0	0	5	1	7	10	12
5 Number of leading positions at the international and regional organizations level and the affiliated committees	2020	0	0	1	1	1	1	1

Appropriations Of Alignment with International Practices and Agreements Program as Per Activities and Projects.

(In JDs)

Activities and Projects	Actual	Estimated	Re-estimated	Estimated	Indicative	
	2020	2021	2021	2022	2023	2024
Current Expenditures	1,425,178	1,632,000	1,588,000	1,457,000	1,477,000	1,498,000
601 Harmonizing quality systems with international practices	1,425,178	1,632,000	1,588,000	1,457,000	1,477,000	1,498,000
Capital Expenditures	105,431	53,000	53,000	130,000	107,000	101,000
001 Sustaining and developing the Organization's labs	105,431	53,000	53,000	130,000	107,000	101,000
Program / Treasury	105,431	53,000	53,000	130,000	107,000	101,000
Total Program	1,530,609	1,685,000	1,641,000	1,587,000	1,584,000	1,599,000

Budget Chapter 1604 - Jordan Standards and Metrology Organization Distributed According to the Program

6383	Markets Control Program
Objective of the program :	
<ul style="list-style-type: none"> - To ensure conformity of imported and locally produced products on the market with the Jordanian technical rules. - To ensure conformity of legal measurement tools and pre-filled packages with mandatory requirements. - To ensure conformity of local and imported jewelry with technical standards and rules. 	
The strategic objective related to the program :	
To promote the trust in the quality and safety of products as per the best practices	
Directorates associated with the program :	
<ul style="list-style-type: none"> - Inspection Directorate - Standards Directorate - Jewelry Directorate - Border Control Directorate - Northern Region Office - Southern Region Branch - Anti-Counterfeiting, Verification and Notification Unit 	
Services provided by the program :	
<ul style="list-style-type: none"> - Control on electric lifts, and control on local markets products based on citizens complaints. - Verify and calibrate the imported measurement tools and license maintenance and installation workshops. - Periodic verification of taxi meters, fuel tank meters and the fuel metering system at the stations, checking pre-filled bottles. - Examination of jewelry samples to verify their karat, marking gold, silver and platinum jewelry, examination of the gold and silver bars. - Control over imported goods. - Validation of authenticity and validity of conformity assessment documents and trademark validation. 	
Staff working in the program :	
The program is implemented through a functional staff in 2021 estimated with (367) staff, including (302) males and (65) females .	

Key Performance Indicators for Program									
Performance Measurement Indicator		Base Year	Value	Actual value	Target Value	Preliminary Self Evaluation	Target Value		
				2020	2021		2021	2022	2023
1	Required time to send the ship from the customs free area per hour (to improve the ranking of Jordan in the trade indicator through borders within Doing Business Report).	2018	48	45	43	43	38	33	30
2	Percentage of consumer satisfaction of the quality and safety of products at markets.	2016	%56.5	%58	%60	%60	%62	%64	%66
3	Percentage of participated committees affiliated to organizations or groupings related to metrology (at the regional level)	2020	0	0	3	1	4	5	6
4	Percentage of signed agreements in order to facilitate the commercial exchange (such as the Metre Convention)	2020	0	0	1	0	1	1	1

Appropriations Of Markets Control Program as Per Activities and Projects.							(In JDs)	
Activities and Projects		Actual	Estimated	Re-estimated	Estimated	Indicative		
		2020	2021	2021	2022	2023	2024	
Current Expenditures		2,722,027	2,868,000	2,860,500	2,858,000	2,891,000	2,924,000	
601	Enhance the quality of products in markets	2,722,027	2,868,000	2,860,500	2,858,000	2,891,000	2,924,000	
Capital Expenditures		27,406	224,000	125,000	272,000	220,000	130,000	
001	Markets Monitoring Program Administration Project	14,820	159,000	60,000	244,000	179,000	108,000	
004	Establishing and equipping metrology verification laboratories	12,586	65,000	65,000	28,000	41,000	22,000	
Program / Treasury		27,406	224,000	125,000	272,000	220,000	130,000	
Total Program		2,749,433	3,092,000	2,985,500	3,130,000	3,111,000	3,054,000	

Chapter : 1604 Jordan Standards and Metrology Organization

(In JDs)

Current Activities Appropriations According to Program								
Prog.	Activites		Actual	Estimated	Re-estimated	Estimated	Indicative	Indicative
			2020	2021	2021	2022	2023	2024
6383	601	Enhance the quality of products in markets	2722027	2868000	2860500	2858000	2891000	2924000
		Total of Program	2722027	2868000	2860500	2858000	2891000	2924000
6382	601	Harmonizing quality systems with international practices	1425178	1632000	1588000	1457000	1477000	1498000
		Total of Program	1425178	1632000	1588000	1457000	1477000	1498000
6381	601	Administrative and Support Services	1599495	1680000	1670500	2578000	2722000	2753000
		Total of Program	1599495	1680000	1670500	2578000	2722000	2753000
		Total	5746700	6180000	6119000	6893000	7090000	7175000

Capital Projects Appropriations According to Program								
Prog.	Projects		Actual	Estimated	Re-estimated	Estimated	Indicative	Indicative
			2020	2021	2021	2022	2023	2024
6383	001	Markets Monitoring Program Administration Project	14820	159000	60000	244000	179000	108000
	004	Establishing and equipping metrology verification laboratories	12586	65000	65000	28000	41000	22000
		Total of Program	27406	224000	125000	272000	220000	130000
6382	001	Sustaining and developing the Organization's labs	105431	53000	53000	130000	107000	101000
		Total of Program	105431	53000	53000	130000	107000	101000
6381	003	Use of Solar Energy Project	60000	0	0	0	0	0
	004	Electronic connectivity of the Organization	58098	47000	47000	18000	18000	14000
		Total of Program	118098	47000	47000	18000	18000	14000
		Total	250935	324000	225000	420000	345000	245000

Overall Summary of Current Expenditures for the Years 2020 - 2024

Chapter: 1604 Jordan Standards and Metrology Organization

(In JDs)

Group	Item	Description	Actual 2020	Estimated 2021	Re-estimated 2021	Estimated 2022	Indicative 2023	Indicative 2024
21		Compensations of Employees						
2111		Salaries, Wages and Allowances						
	101	Classified Employees	14750	16000	16000	16000	16000	16000
	102	Unclassified Employees	688559	715000	715000	738000	749000	760000
	103	Comprehensive Contract Employees	64974	125000	125000	93000	96000	100000
	105	Personal Cost of Living Allowance	800099	790000	790000	865000	876000	887000
	106	Family Cost of Living Allowance	66141	65000	65000	77000	79000	81000
	110	Overtime Allowance	3025	0	0	50000	50000	50000
	111	Additional Allowance	1203345	1405000	1405000	1570000	1592000	1614000
	112	Other Allowances	148352	133000	133000	209000	212000	216000
	113	Transportation Allowance	108737	135000	135000	150000	153000	156000
	114	Transport Allowance	50053	80000	80000	74000	75000	77000
	116	Employees' Bonuses	958500	900000	900000	950000	950000	950000
	120	Contract Employees	438765	438000	438000	585000	594000	602000
Total			4545300	4802000	4802000	5377000	5442000	5509000
2121		Social Security Contributions						
	301	Social Security	548495	635000	579000	642000	652000	662000
Total			548495	635000	579000	642000	652000	662000
22		Use of Goods and Services						
2211		Use of Goods and Services						
	201	Rents	0	16000	16000	26000	31000	31000
	202	Telecommunications Services	19361	20000	20000	15000	24000	25000
	203	Water	13896	18500	18000	15000	17000	18000
	204	Electricity	118056	105500	105000	150000	140000	130000
	205	Fuels	108740	100000	100000	94000	110000	116000
	206	Maintenance of Machines, furniture and accessories	51230	80000	80000	76000	100000	105000
	207	Maintenance of vehicles, equipment and accessories	23581	35000	34000	44000	47000	50000
	208	Repair and maintenance of buildings and accessories	6835	24000	24000	9000	9000	10000
	209	Stationery, Publications and Office Supplies	18133	24000	23000	24000	29000	30000
	210	Substances and raw materials (medicines, clothes, food, films, etc..)	23742	30000	30000	30000	33000	35000
	211	Cleaning services and supplies including cleaning contracts	93192	87500	87000	122000	145000	147000
	212	Insurance	17812	24700	24000	30000	32000	35000
	213	Official Travel Missions	22901	18500	18000	25000	25000	25000
	214	Goods and services expenses	35034	24300	24000	84000	104000	97000
Total			552513	608000	603000	744000	846000	854000
28		Other Expenditures						
2821		Other Current Expenditures						
	302	Contributions	64381	100000	100000	100000	115000	115000
	303	Scientific scholarships and training courses	10931	15000	15000	15000	15000	15000
	305	Non-Employees' Bonuses	25080	20000	20000	15000	20000	20000
Total			100392	135000	135000	130000	150000	150000
Total of Chapter			5746700	6180000	6119000	6893000	7090000	7175000

Current Expenditures According to Program and Activities for the Years 2020 - 2024

Chapter : 1604 - Jordan Standards and Metrology Organization

(In JDs)

Program : 6381 - Administration and Support Services								
Activity : 601 - Administrative and Support Services								
Group	Item	Description	Actual 2020	Estimated 2021	Re-estimated 2021	Estimated 2022	Indicative 2023	Indicative 2024
21		Compensations of Employees						
2111		Salaries, Wages and Allowances						
	101	Classified Employees	14750	16000	16000	16000	16000	16000
	102	Unclassified Employees	239479	262000	262000	243000	246000	250000
	103	Comprehensive Contract Employees	18000	20000	20000	25000	26000	27000
	105	Personal Cost of Living Allowance	247313	230000	230000	255000	259000	264000
	106	Family Cost of Living Allowance	21393	21000	21000	24000	25000	25000
	110	Overtime Allowance	2891	0	0	15000	15000	15000
	111	Additional Allowance	224319	257000	257000	300000	305000	310000
	112	Other Allowances	37784	40000	40000	44000	45000	46000
	113	Transportation Allowance	29159	35000	35000	42000	43000	44000
	114	Transport Allowance	17600	29000	29000	30000	30000	31000
	116	Employees' Bonuses	327000	300000	300000	360000	360000	360000
	120	Contract Employees	108355	110000	110000	170000	173000	175000
		Total	1288043	1320000	1320000	1524000	1543000	1563000
2121		Social Security Contributions						
	301	Social Security	148931	175000	167000	180000	183000	186000
		Total	148931	175000	167000	180000	183000	186000
22		Use of Goods and Services						
2211		Use of Goods and Services						
	201	Rents	0	0	0	26000	31000	31000
	202	Telecommunications Services	8304	9000	9000	15000	24000	25000
	203	Water	4496	7000	7000	15000	17000	18000
	204	Electricity	42056	40000	40000	150000	140000	130000
	205	Fuels	26425	31000	31000	94000	110000	116000
	001	Heating	9144	20000	20000	30000	43000	45000
	002	Saloon vehicles	17281	11000	11000	46000	47000	49000
	003	Transport vehicles and heavy equipment	0	0	0	18000	20000	22000
	206	Maintenance of Machines, furniture and accessories	5247	12000	12000	76000	100000	105000
	207	Maintenance of vehicles, equipment and accessories	2635	4500	4000	44000	47000	50000
	208	Repair and maintenance of buildings and accessories	1233	2000	2000	9000	9000	10000
	209	Stationery, Publications and Office Supplies	7023	9500	9000	24000	29000	30000
	210	Substances and raw materials (medicines, clothes, food, films, etc..)	5000	3000	3000	30000	33000	35000
	211	Cleaning services and supplies including cleaning contracts	32047	30000	30000	122000	145000	147000
	212	Insurance	2691	4500	4000	30000	32000	35000
	213	Official Travel Missions	6422	5500	5500	25000	25000	25000
	214	Goods and services expenses	5067	11000	11000	84000	104000	97000
	001	Events and hospitality	2686	5000	5000	5000	6000	7000
	008	Advertisements and subscriptions	1639	3000	3000	5000	5000	6000
	013	Services, security and guarding contracts	0	0	0	15000	22000	24000
	015	Transport and shipment wages	0	0	0	4000	5000	8000
	028	Professional services expenditures	0	1000	1000	1000	2000	2000
	058	Judicial compensations	0	0	0	42000	40000	30000
	081	Stamps, fines and violations	234	1000	1000	2000	2000	2000
	083	Banking expenses	508	1000	1000	2000	2000	2000
	084	Fees and licenses	0	0	0	8000	20000	16000
		Total	148646	169000	167500	744000	846000	854000
28		Other Expenditures						
2821		Other Current Expenditures						
	302	Contributions	934	5000	5000	100000	115000	115000
	000	Contributions	0	0	0	95000	100000	100000
	028	End of Service Compensation	934	5000	5000	5000	15000	15000
	303	Scientific scholarships and training courses	5861	5000	5000	15000	15000	15000
	305	Non-Employees' Bonuses	7080	6000	6000	15000	20000	20000
		Total	13875	16000	16000	130000	150000	150000
		Total of Activity	1599495	1680000	1670500	2578000	2722000	2753000
		Total of Program	1599495	1680000	1670500	2578000	2722000	2753000

Current Expenditures According to Program and Activities for the Years 2020 - 2024

Chapter : 1604 - Jordan Standards and Metrology Organization

(In JDs)

Program : 6382 - Alignment with International Practices and Agreements								
Activity : 601 - Harmonizing quality systems with international practices								
Group	Item	Description	Actual 2020	Estimated 2021	Re-estimated 2021	Estimated 2022	Indicative 2023	Indicative 2024
21		Compensations of Employees						
2111		Salaries, Wages and Allowances						
	102	Unclassified Employees	151263	170000	170000	170000	173000	175000
	103	Comprehensive Contract Employees	46974	85000	85000	48000	49000	51000
	105	Personal Cost of Living Allowance	164390	170000	170000	180000	183000	185000
	106	Family Cost of Living Allowance	7376	8000	8000	10000	10000	11000
	110	Overtime Allowance	0	0	0	5000	5000	5000
	111	Additional Allowance	355980	428000	428000	460000	467000	474000
	112	Other Allowances	7651	10000	10000	10000	10000	10000
	113	Transportation Allowance	29424	40000	40000	45000	46000	47000
	114	Transport Allowance	6262	18000	18000	9000	9000	10000
	116	Employees' Bonuses	250000	195000	195000	215000	215000	215000
	120	Contract Employees	96762	98000	98000	135000	137000	139000
		Total	1116082	1222000	1222000	1287000	1304000	1322000
2121		Social Security Contributions						
	301	Social Security	134093	180000	137000	170000	173000	176000
		Total	134093	180000	137000	170000	173000	176000
22		Use of Goods and Services						
2211		Use of Goods and Services						
	202	Telecommunications Services	1960	3000	3000	0	0	0
	203	Water	2845	4000	4000	0	0	0
	204	Electricity	19000	10000	10000	0	0	0
	205	Fuels	15052	12000	12000	0	0	0
	001	Heating	9659	9000	9000	0	0	0
	002	Saloon vehicles	5393	3000	3000	0	0	0
	206	Maintenance of Machines, furniture and accessories	19983	48000	48000	0	0	0
	207	Maintenance of vehicles, equipment and accessories	28	2000	2000	0	0	0
	208	Repair and maintenance of buildings and accessories	1500	1000	1000	0	0	0
	209	Stationery, Publications and Office Supplies	6021	7500	7000	0	0	0
	210	Substances and raw materials (medicines, clothes, food, films, etc.)	11420	19000	19000	0	0	0
	026	Supplies for laboratories	11420	19000	19000	0	0	0
	211	Cleaning services and supplies including cleaning contracts	26367	28000	28000	0	0	0
	212	Insurance	1458	5000	5000	0	0	0
	213	Official Travel Missions	1497	2500	2000	0	0	0
	214	Goods and services expenses	1232	5000	5000	0	0	0
	001	Events and hospitality	1019	2000	2000	0	0	0
	008	Advertisements and subscriptions	213	1000	1000	0	0	0
	081	Stamps, fines and violations	0	1000	1000	0	0	0
	083	Banking expenses	0	1000	1000	0	0	0
		Total	108363	147000	146000	0	0	0
28		Other Expenditures						
2821		Other Current Expenditures						
	302	Contributions	50540	65000	65000	0	0	0
	000	Contributions	48225	60000	60000	0	0	0
	028	End of Service Compensation	2315	5000	5000	0	0	0
	303	Scientific scholarships and training courses	4100	5000	5000	0	0	0
	305	Non-Employees' Bonuses	12000	13000	13000	0	0	0
		Total	66640	83000	83000	0	0	0
		Total of Activity	1425178	1632000	1588000	1457000	1477000	1498000
		Total of Program	1425178	1632000	1588000	1457000	1477000	1498000

Current Expenditures According to Program and Activities for the Years 2020 - 2024

Chapter : 1604 - Jordan Standards and Metrology Organization

(In JDs)

Program : 6383 - Markets Control								
Activity : 601 - Enhance the quality of products in markets								
Group	Item	Description	Actual 2020	Estimated 2021	Re-estimated 2021	Estimated 2022	Indicative 2023	Indicative 2024
21		Compensations of Employees						
2111		Salaries, Wages and Allowances						
	102	Unclassified Employees	297817	283000	283000	325000	330000	335000
	103	Comprehensive Contract Employees	0	20000	20000	20000	21000	22000
	105	Personal Cost of Living Allowance	388396	390000	390000	430000	434000	438000
	106	Family Cost of Living Allowance	37372	36000	36000	43000	44000	45000
	110	Overtime Allowance	134	0	0	30000	30000	30000
	111	Additional Allowance	623046	720000	720000	810000	820000	830000
	112	Other Allowances	102917	83000	83000	155000	157000	160000
	113	Transportation Allowance	50154	60000	60000	63000	64000	65000
	114	Transport Allowance	26191	33000	33000	35000	36000	36000
	116	Employees' Bonuses	381500	405000	405000	375000	375000	375000
	120	Contract Employees	233648	230000	230000	280000	284000	288000
		Total	2141175	2260000	2260000	2566000	2595000	2624000
2121		Social Security Contributions						
	301	Social Security	265471	280000	275000	292000	296000	300000
		Total	265471	280000	275000	292000	296000	300000
22		Use of Goods and Services						
2211		Use of Goods and Services						
	201	Rents	0	16000	16000	0	0	0
	202	Telecommunications Services	9097	8000	8000	0	0	0
	203	Water	6555	7500	7000	0	0	0
	204	Electricity	57000	55500	55000	0	0	0
	205	Fuels	67263	57000	57000	0	0	0
	001	Heating	19632	15000	15000	0	0	0
	002	Saloon vehicles	32954	27000	27000	0	0	0
	003	Transport vehicles and heavy equipment	14677	15000	15000	0	0	0
	206	Maintenance of Machines, furniture and accessories	26000	20000	20000	0	0	0
	207	Maintenance of vehicles, equipment and accessories	20918	28500	28000	0	0	0
	208	Repair and maintenance of buildings and accessories	4102	21000	21000	0	0	0
	209	Stationery, Publications and Office Supplies	5089	7000	7000	0	0	0
	210	Substances and raw materials (medicines, clothes, food, films, etc..)	7322	8000	8000	0	0	0
	026	Supplies for laboratories	7322	8000	8000	0	0	0
	211	Cleaning services and supplies including cleaning contracts	34778	29500	29000	0	0	0
	212	Insurance	13663	15200	15000	0	0	0
	213	Official Travel Missions	14982	10500	10500	0	0	0
	214	Goods and services expenses	28735	8300	8000	0	0	0
	001	Events and hospitality	999	3000	3000	0	0	0
	008	Advertisements and subscriptions	240	1000	1000	0	0	0
	015	Transport and shipment wages	1801	3300	3000	0	0	0
	058	Judicial compensations	25695	1000	1000	0	0	0
		Total	295504	292000	289500	0	0	0
28		Other Expenditures						
2821		Other Current Expenditures						
	302	Contributions	12907	30000	30000	0	0	0
	000	Contributions	12907	25000	25000	0	0	0
	028	End of Service Compensation	0	5000	5000	0	0	0
	303	Scientific scholarships and training courses	970	5000	5000	0	0	0
	305	Non-Employees' Bonuses	6000	1000	1000	0	0	0
		Total	19877	36000	36000	0	0	0
		Total of Activity	2722027	2868000	2860500	2858000	2891000	2924000
		Total of Program	2722027	2868000	2860500	2858000	2891000	2924000
		Total of Chapter	5746700	6180000	6119000	6893000	7090000	7175000

Overall Summary of Capital Expenditures for the Years 2020 - 2024

Chapter : 1604 Jordan Standards and Metrology Organization

(In JDs)

Group	Item	Description	Actual 2020	Estimated 2021	Re-estimated 2021	Estimated 2022	Indicative 2023	Indicative 2024
		Expenditures						
21		Compensations of Employees						
2111		Salaries, Wages and Allowances						
	501	Salaries	19967	0	0	0	0	0
Total			19967	0	0	0	0	0
22		Use of Goods and Services						
2211		Use of Goods and Services						
	510	Buildings and facilities repair and maintenance	25352	0	0	47000	44000	44000
	512	Operating and Sustaining Expenditures	55107	75000	75000	15000	18000	14000
Total			80459	75000	75000	62000	62000	58000
		Fixed Assets						
31		Non-financial Assets						
3112		Devices, Machinery and Equipment						
	505	Equipment, Machines and Devices	150509	249000	150000	208000	178000	157000
	506	Vehicles and Equipment	0	0	0	150000	105000	30000
Total			150509	249000	150000	358000	283000	187000
Total of Chapter			250935	324000	225000	420000	345000	245000

Capital Expenditures According to Program and Projects for the Years 2020 - 2024

Chapter : 1604 Jordan Standards and Metrology Organization

(In JDs)

Program 6381 Administration and Support Services								
Project		003 Use of Solar Energy Project						
Fund Source		102001 Capital (Treasury)						
Group	item	Description	Actual 2020	Estimated 2021	Re-estimated 2021	Estimated 2022	Indicative 2023	Indicative 2024
31		Non-financial Assets						
3112		Devices, Machinery and Equipment						
	505	Equipment, Machines and Devices						
	068	Solar cells generating the electric energy	60000	0	0	0	0	0
		Total of Item	60000	0	0	0	0	0
		Total of Project / Treasury	60000	0	0	0	0	0
Project		004 Electronic connectivity of the Organization						
Fund Source		102001 Capital (Treasury)						
Group	item	Description	Actual 2020	Estimated 2021	Re-estimated 2021	Estimated 2022	Indicative 2023	Indicative 2024
22		Use of Goods and Services						
2211		Use of Goods and Services						
	512	Operating and Sustaining Expenditures						
	016	Software licenses	0	46000	46000	13000	10000	7000
	018	Computer networks maintenance	55107	1000	1000	2000	8000	7000
		Total of Item	55107	47000	47000	15000	18000	14000
31		Non-financial Assets						
3112		Devices, Machinery and Equipment						
	505	Equipment, Machines and Devices						
	001	Computers and accessories	2991	0	0	3000	0	0
		Total of Item	2991	0	0	3000	0	0
		Total of Project / Treasury	58098	47000	47000	18000	18000	14000
		Total of Program	118098	47000	47000	18000	18000	14000

Capital Expenditures According to Program and Projects for the Years 2020 - 2024

Chapter : 1604 Jordan Standards and Metrology Organization

(In JDs)

Program		6382 Alignment with International Practices and Agreements						
Project		001 Sustaining and developing the Organization's labs						
Fund Source		102001 Capital (Treasury)						
Group	item	Description	Actual 2020	Estimated 2021	Re-estimated 2021	Estimated 2022	Indicative 2023	Indicative 2024
21		Compensations of Employees						
2111		Salaries, Wages and Allowances						
	501	Salaries						
	001	Salaries	19967	0	0	0	0	0
		Total of Item	19967	0	0	0	0	0
22		Use of Goods and Services						
2211		Use of Goods and Services						
	510	Buildings and facilities repair and maintenance						
	008	Buildings and facilities maintenance	25352	0	0	47000	44000	44000
		Total of Item	25352	0	0	47000	44000	44000
	512	Operating and Sustaining Expenditures						
	013	Services contracts	0	28000	28000	0	0	0
		Total of Item	0	28000	28000	0	0	0
31		Non-financial Assets						
3112		Devices, Machinery and Equipment						
	505	Equipment, Machines and Devices						
	001	Computers and accessories	2270	2000	2000	3000	3000	4000
	009	Laboratories and Measurement Devices	57842	23000	23000	80000	60000	53000
		Total of Item	60112	25000	25000	83000	63000	57000
		Total of Project / Treasury	105431	53000	53000	130000	107000	101000
		Total of Program	105431	53000	53000	130000	107000	101000

Capital Expenditures According to Program and Projects for the Years 2020 - 2024

Chapter : 1604 Jordan Standards and Metrology Organization

(In JDs)

Program 6383 Markets Control								
Project		001 Markets Monitoring Program Administration Project						
Fund Source		102001 Capital (Treasury)						
Group	item	Description	Actual 2020	Estimated 2021	Re-estimated 2021	Estimated 2022	Indicative 2023	Indicative 2024
31		Non-financial Assets						
3112		Devices, Machinery and Equipment						
	505	Equipment, Machines and Devices						
	001	Computers and accessories	0	52000	20000	3000	3000	0
	009	Laboratories and Measurement Devices	14820	58000	20000	89000	70000	77000
	012	Air Conditioners	0	49000	20000	2000	1000	1000
		Total of Item	14820	159000	60000	94000	74000	78000
	506	Vehicles and Equipment						
	003	Pick-up vehicles	0	0	0	60000	75000	0
	005	Medium-size passenger buses	0	0	0	90000	30000	30000
		Total of Item	0	0	0	150000	105000	30000
		Total of Project / Treasury	14820	159000	60000	244000	179000	108000
Project		004 Establishing and equipping metrology verification laboratories						
Fund Source		102001 Capital (Treasury)						
Group	item	Description	Actual 2020	Estimated 2021	Re-estimated 2021	Estimated 2022	Indicative 2023	Indicative 2024
31		Non-financial Assets						
3112		Devices, Machinery and Equipment						
	505	Equipment, Machines and Devices						
	001	Computers and accessories	0	0	0	4000	0	0
	009	Laboratories and Measurement Devices	12586	65000	65000	24000	41000	22000
		Total of Item	12586	65000	65000	28000	41000	22000
		Total of Project / Treasury	12586	65000	65000	28000	41000	22000
		Total of Program	27406	224000	125000	272000	220000	130000
		Total of Chapter	250935	324000	225000	420000	345000	245000