

Chapter : 1601 Ministry of Industry, Trade and Supply

Creation: The Ministry of Industry and Trade was established in 1952 under the name of Ministry of Economy and Trade. Under Ministry of National Economy Regulation and Administration Bylaw No. (12) for the year 1971, it became to be known as the Ministry of National Economy. In line with the international economic developments, Jordan's direction towards economic and trade openness and enhancement of the free economy mechanisms and market forces, Industry and Trade Law No. (18) for the year 1998 was issued; under which the Ministry of Supply was cancelled and its directorates were merged with the directorates of the Ministry of Industry and Trade as the legal successor of the Ministry of Supply then the supply pillar was returned as the main pillar to become the Ministry of Industry, Trade and Supply in 2013 due to the instability of prices of basic materials that ensure food security for the Jordanian citizen.

Vision : Contribute to building and strengthening a diverse, competitive and global national economy in participation with the private sector to improve the standard of living for Jordanian citizen.

Mission: Enhancing the investment and business environment to be more competitive through developing economic policies and legislations to guarantee protection of the rights of both the consumers and the business sector

Legal Framework : Industry and Trade Law No. (18) for the year 1998, and amendments thereto

Tasks of the Ministry / Department:

- Promote progress and economic growth to support the competitiveness ability of Kingdom globally within long-term objective is to raise the standards of living for the citizens of Jordan, by contributing of the following themes:-
- Industrial policy: its themes are represented in the development of Jordanian industrial products, creativity and innovation, investment promotion, specifications and standards, environment, education, training and employment, women empowerment, energy and transportation, and government policies, legislations and procedures.
- The trade policy: its themes are represented in developing foreign trade and increasing exports, increasing the competitiveness of the services sector in accessing the foreign markets, and strengthening the partnership between the public, private and academic sectors.
- Supply policy: its themes are represented in internal trade, strategic stocks, consumer protection, and coordination and cooperation in order to achieve food security.

Ministry/Department Contribution to the Achievement of the National Objectives:

- Develop the Jordanian economy to be prosperous and open to global markets.
- Enabling the national economy to absorb the growing annual flow of Jordanian manpower.
- Enhance the supply pillar in food security and consumer protection policies, ensuring the quality of commodities and their availability in the markets at reasonable prices.
- Strengthen government administration to be financially stable, transparent, and accountable.

Major Issues and Challenges which face the Ministry / Department:

- The turbulent political situation in neighboring countries.
- The limited information sources and lack of a necessary database to conduct investigations and studies related to program implementation within the strategic plan.
- Lack of human cadre.
- Intense competition between neighboring countries and regions in attracting investments.
- Failure of the private sector to play its role and its weak utilization of the agreements.
- length of time required to endorse the legal legislations.

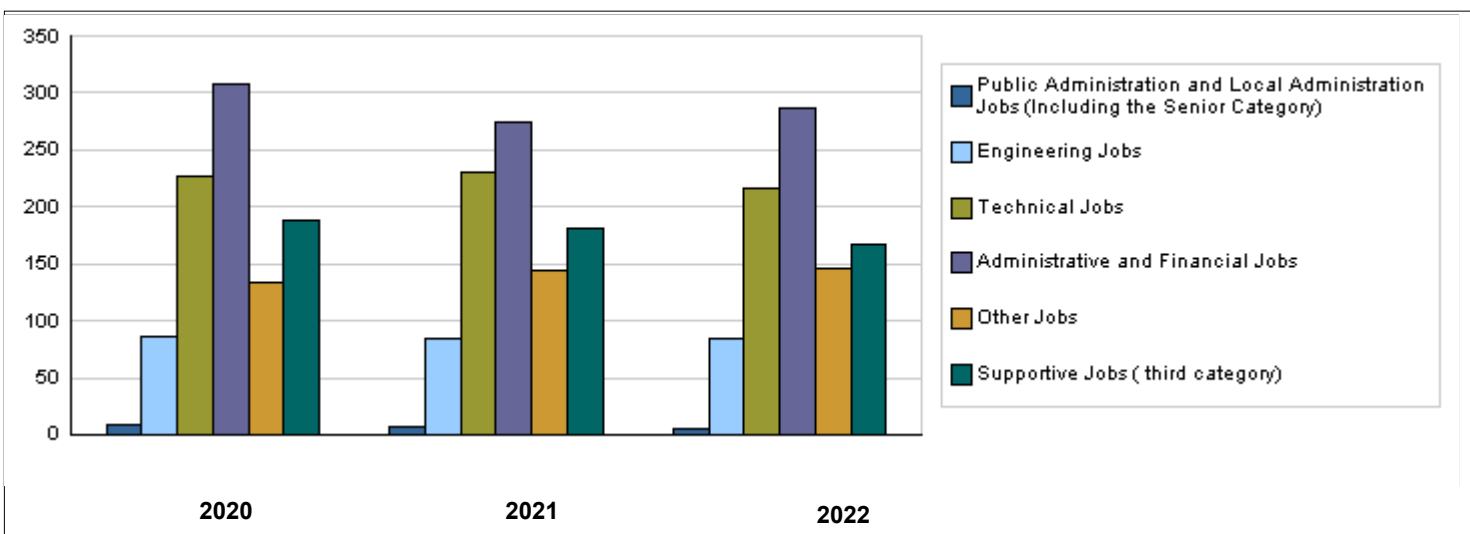
CHAPTER : 1601 Ministry of Industry, Trade and Supply

Strategic Objectives and Performance Indicators of the Ministry / Department

Strategic Objective	Performance Indicator	Base year	Value	Actual Value	Target Value	Preliminary Self Evaluation	Target Value		
				2020	2021	2021	2022	2023	2024
1 - To promote and support competitiveness of industrial and service sectors	1 Number of signed trade preferences agreements and memorandums of understanding with countries	2019	3	2	3	0	2	2	2
	2 Percentage of protection requests and complaints of increasing the imports studied / completed	2018	%100	%100	%100	%100	%100	%100	%100
	3 Number of sectoral strategies (industry sector) annually	2020	2	2	3	3	3	3	3
2 - To regulate domestic trade and raise the efficiency of control mechanisms on markets and consumer protection.	1 Adequacy of wheat stock (month)	2018	10	12	8	12	18	18	18
	2 Adequacy of barley stock (month)	2018	12	6	6	8	12	12	12
	3 Percentage of market compliance with the Law of Industry and Trade	2018	%95	%95	%100	%93	%100	%100	%100
	4 Number of trademarks registered annually	2018	4285	5794	5500	5900	5600	5700	5800
	5 Number of addressed markets complaints	2020	%88	%88	%100	%89	%100	%100	%100
3 - To enhance the business environment	1 Service recipients satisfaction with E-services	2018	%76.5	%75.5	%93	%78.9	%79	%80	%81
	2 Number of regulatory reference entities that used the computerized inspection system	2020	1	1	4	3	7	9	10
4 - To improve the efficiency of institutional performance and optimum use of resources.	1 Percentage of customer satisfaction	2018	%80.5	%90	%84	%90	%90.5	%91	%91.5
	2 Percentage of complaints closed received through Bekhedmetkom platform	2018	%100	%100	%100	%100	%100	%100	%100
5 - To etsbalish and drive a culture of excellence and innovation	1 Number of considered applications to submitted applicarions - patents	2020	%78	%78	%80	%80	%82	%85	%87
	2 Percentage of handled applications to total applications - industrial forms	2020	%83	%83	%85	%85	%87	%90	%92
6 - To strengthen the decentralization in service delivery at governorates	1 Percentage of customer satisfaction at governorates	2018	%85.4	%90	%94	%90	%90.5	%91	%91.5
	2 Percentage of market compliance with the industry and trade law in governorates	2020	%90	%90	%90	%90	%91	%93	%95

Number of Staff of the Ministry / Department

Group	Job	2020			2021			Preliminary 2022		
		Male	Female	Total	Male	Female	Total	Male	Female	Total
Public Administration and Local Administration Jobs (Including the Senior Category)	Supervisory and leadership jobs	9	0	9	7	0	7	6	0	6
Engineering Jobs	Various engineering jobs	58	29	87	49	36	85	49	35	84
Technical Jobs	Various professional jobs	138	89	227	144	86	230	133	83	216
Administrative and Financial Jobs	Various administrative and financial jobs	224	83	307	207	68	275	193	93	286
Other Jobs	Other various jobs	85	49	134	95	50	145	95	51	146
Supportive Jobs (third category)	Various supportive jobs	146	43	189	140	41	181	131	36	167
Total		660	293	953	642	281	923	607	298	905
Total Cost of Salaries		4794410	2128427	6922837	4816739	2108261	6925000	4961303	2435697	7397000



Key Information of the Ministry / Department

No.	Description
1	Issuance of the Registry of Rights over Moveable Property Bylaw No. (125) of 2018.
2	Issuance of Consumer Protection Law No. (7) of 2017
3	Issuance of an amending bylaw to the Chamber of Industry Bylaw No. (101) of 2018.
4	Issuance of an amending bylaw to the Chamber of Commerce bylaw No. (100) of 2018.
5	Issuance of the Insolvency law No. (21) of 2018.
6	Issuance of the bylaw on Venture Capital Companies No. (143) of 2018.
7	Issuance of the Guarantee Law of Rights over Moveable Property No. (20) of 2018.

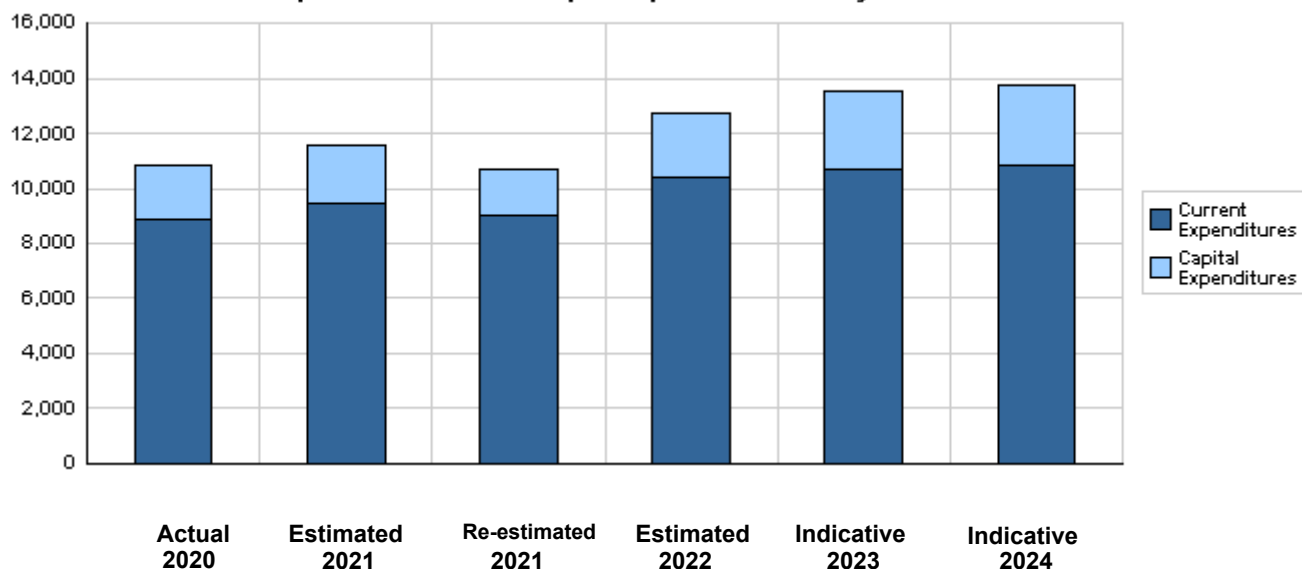
**Overall Summary of Expenditures for Chapter 1601- Ministry of Industry, Trade and Supply
for the Years 2020 - 2024**

(In JDs)

Description		Actual 2020	Estimated 2021	Re-estimated 2021	Estimated 2022	Indicative 2023 2024	
Group	Current Expenditures						
2111	Salaries, Wages and Allowances	6,167,213	6,550,000	6,207,000	6,617,000	6,713,000	6,810,000
2121	Social Security Contributions	755,624	824,000	718,000	780,000	794,000	808,000
2211	Use of Goods and Services	529,640	663,000	636,000	1,221,000	1,396,000	1,406,000
2511	Subsidies to Public Corporations	1,411,103	1,399,000	1,399,000	1,750,000	1,750,000	1,750,000
2821	Other Current Expenditures	36,805	40,000	40,000	40,000	40,000	40,000
Total current expenditures		8,900,385	9,476,000	9,000,000	10,408,000	10,693,000	10,814,000
Capital Expenditures							
2211	Use of Goods and Services	467,591	523,000	343,000	638,000	640,000	630,000
2511	Subsidies to Public Corporations	0	260,000	200,000	250,000	300,000	325,000
2822	Other Capital Expenditures	1,975	15,000	0	30,000	10,000	10,000
3111	Buildings and Constructions	1,470,066	1,278,000	1,106,000	1,319,000	1,845,000	1,930,000
3112	Devices, Machinery and Equipment	5,575	25,000	20,000	60,000	30,000	20,000
3113	Other Fixed Assets	0	0	0	20,000	0	0
Total capital expenditures		1,945,207	2,101,000	1,669,000	2,317,000	2,825,000	2,915,000
Treasury		1,945,207	2,101,000	1,669,000	2,317,000	2,825,000	2,915,000
Total current and capital expenditures		10,845,592	11,577,000	10,669,000	12,725,000	13,518,000	13,729,000

(Thousands of JDs)

Graph of the current and capital expenditures for the years 2020 - 2024

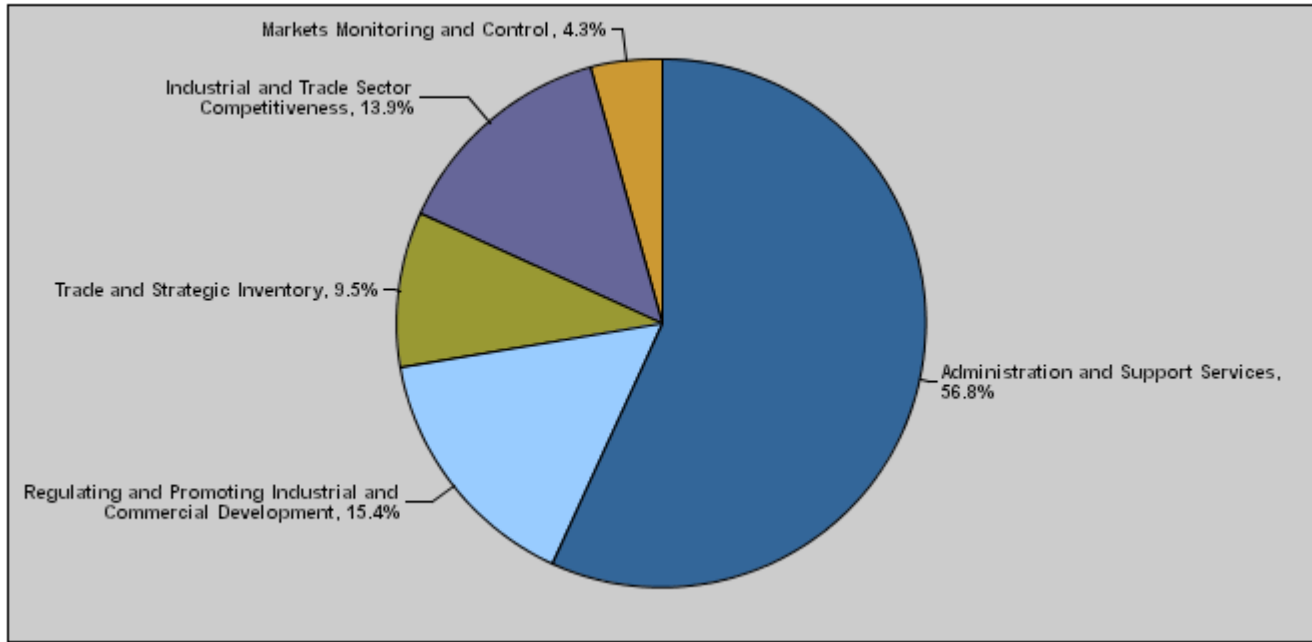


**Budget of Chapter 1601 - Ministry of Industry, Trade and Supply
For the Year 2022 Distributed According to Program**

(In JDs)

Prog.	Description	Current Expenditures	Capital Expenditures	Total Expenditures
2801	Administration and Support Services	6,146,000	1,085,000	7,231,000
2805	Regulating and Promoting Industrial and Commercial Development	1,016,000	945,000	1,961,000
2810	Trade and Strategic Inventory	924,000	287,000	1,211,000
2815	Industrial and Trade Sector Competitiveness	1,771,000	0	1,771,000
2820	Markets Monitoring and Control	551,000	0	551,000
Total		10,408,000	2,317,000	12,725,000

Total Expenditures for the Year 2022 Distributed According to Programs



Estimated Allocations for Females distributed according to Programs for the Years 2020 - 2024

Program	2020	2021	2022	2023	2024
2801 Administration and Support Services	3004494	2721700	3445700	3469600	3477300
2805 Regulating and Promoting Industrial and Commercial Development	300256	348500	451000	456100	466000
2810 Trade and Strategic Inventory	468249	583800	496500	719600	773700
2815 Industrial and Trade Sector Competitiveness	693144	652100	690700	702000	713700
2820 Markets Monitoring and Control	192239	193200	165300	169800	174300
Total	4658382	4499300	5249200	5517100	5605000

Budget Chapter 1601 - Ministry of Industry, Trade and Supply Distributed According to the Program

2801	Administration and Support Services Program
Objective of the program :	
To improve the administrative capacities, update the bylaws and instructions for developing the work of remaining programs and the strategic and executive plans of all the Ministry's directorates and sections to ensure effective and distinctive execution to achieve the relevant objectives and assist in implementing their functions.	
The strategic objective related to the program :	
- To improve the efficiency of institutional performance and optimum use of resources.	
Directorates associated with the program :	
1- Financial Affairs and Commercial Account Directorate 2- Internal Control Directorate 3- IT Directorate 4- Administrative Affairs Directorate 5- Human Resources Directorate 6- Maintenance and Support Services Directorate 7- Institutional Performance Development Directorate	
Services provided by the program :	
Provide the financial and administrative support to all programs, projects and activities of the Ministry.	
Staff working in the program :	
The program is implemented through a functional staff in 2021 estimated with (375) staff, including (274) males and (101) females .	

Key Performance Indicators for Program

Performance Measurement Indicator	Base Year	Value	Actual value	Target Value	Preliminary Self Evaluation	Target Value		
			2020	2021		2021	2022	2023
1 Annual achievement rate of the strategic plan	2018	%93	%84.5	%94.5	%86	%87	%88	%89
2 Percentage of customer satisfaction	2018	%80.5	%90	%84	%90	%90.5	%91	%91.5

Appropriations Of Administration and Support Services Program as Per Activities and Projects.

(In JDs)

Activities and Projects	Actual	Estimated	Re-estimated	Estimated	Indicative	
	2020	2021	2021	2022	2023	2024
Current Expenditures	4,833,304	5,048,000	4,915,000	6,146,000	6,354,000	6,395,000
601 Administrative and Support Services	4,833,304	5,048,000	4,915,000	6,146,000	6,354,000	6,395,000
Capital Expenditures	1,118,116	499,000	499,000	1,085,000	1,060,000	1,010,000
005 Silos Expansion Project	1,083,283	486,000	486,000	0	0	0
006 Insurance administration	34,833	0	0	0	0	0
010 Establishing grains containers	0	0	0	1,000,000	1,000,000	1,000,000
706 Establishing a fence for the Industry Directorate building / Ma'an Governorate	0	0	0	15,000	0	0
707 Maintaining the building of the Directorate of Industry, Trade and Supply / Qasbah District/ Irbid Governorate	0	13,000	13,000	33,000	20,000	10,000
708 Establishing a meeting room for Irbid's industry, trade and supply directorate / Irbid governorate	0	0	0	17,000	0	0
709 Maintain, qualify and develop industry directorate in Aqaba governorate	0	0	0	20,000	40,000	0
Program / Treasury	1,118,116	499,000	499,000	1,085,000	1,060,000	1,010,000
Total Program	5,951,420	5,547,000	5,414,000	7,231,000	7,414,000	7,405,000

Budget Chapter 1601 - Ministry of Industry, Trade and Supply Distributed According to the Program

2805	Regulating and Promoting Industrial and Commercial Development Program
-------------	---

Objective of the program :

The program aims to regulate trade and develop a competition policy, to consolidate market mechanisms by promoting the capabilities of the parties concerned with applying of competition law and raising awareness on its provisions, and to establish a reliable database for conducting studies related to competition in markets and competition status in some economic sectors.

The strategic objective related to the program :

- To promote and support competitiveness of industrial and service sectors.
- To enhance the business environment

Directorates associated with the program :

- 1- Directorate of Central Trade Registration .
- 2- Directorate of Legal Affairs .
- 3- Directorate of Economic Policies
- 4- Directorate of Foreign Trade Policies.
- 5- Directorate of Industrial Property Protection

Services provided by the program :

- Contribute to improving the citizen's living standards
- Contribute to improving the quality of national industry and improving the level of general safety in factories.
- Contribute to opening new markets and increasing exports of goods and services through signed trade agreements and protocols.

Staff working in the program :

The program is implemented through a functional staff in 2021 estimated with (194) staff, including (150) males and (44) females .

Key Performance Indicators for Program

Performance Measurement Indicator	Base Year	Value	Actual value	Target Value	Preliminary Self Evaluation	Target Value			
			2020	2021		2021	2022	2023	2024
			1	Number of registered trademarks annually	2018	4285	5794	5500	5900
3	Number of challenges registered trade names annually	2020	%81	%81	%80	%72	%82	%82	%83

Appropriations Of Regulating and Promoting Industrial and Commercial Development Program as Per Activities and Projects.

(In JDs)

Activities and Projects	Actual	Estimated	Re-estimated	Estimated	Indicative	
	2020	2021	2021	2022	2023	2024
Current Expenditures	889,205	978,000	965,000	1,016,000	1,033,000	1,051,000
601 Organizing and implementing investment promotion programs	889,205	978,000	965,000	1,016,000	1,033,000	1,051,000
Capital Expenditures	416,257	810,000	550,000	945,000	950,000	975,000
001 Organizing and Promoting Industrial and Commercial Development Program Administration Project	194,899	300,000	200,000	375,000	350,000	350,000
007 Implementing the industrial policy document	213,295	250,000	150,000	300,000	300,000	300,000
013 Implementing the trade policy	8,063	0	0	0	0	0
017 Contributing in partnership projects with the private sector	0	260,000	200,000	250,000	300,000	325,000
701 Women's Empowerment Project / professional clothing tailor shop in Madaba governorate	0	0	0	20,000	0	0
Program / Treasury	416,257	810,000	550,000	945,000	950,000	975,000
Total Program	1,305,462	1,788,000	1,515,000	1,961,000	1,983,000	2,026,000

Budget Chapter 1601 - Ministry of Industry, Trade and Supply Distributed According to the Program

2810	Trade and Strategic Inventory Program
-------------	--

Objective of the program :

To enhance the role of domestic trade and provide the citizen with the basic goods with suitable quality at reasonable prices as well as to preserve the animal resources through increasing the number of fodder centers to facilitate serving herders.

The strategic objective related to the program :

- To regulate domestic trade and raise the efficiency of control mechanisms on markets and consumer protection.
- To strengthen the decentralization in service delivery at governorates.

Directorates associated with the program :

- 1-Trade Directorate
- 2- Stock Directorate
- 3- External Directorates (Trade and Stock).
- 4- Consumer Protection Directorate

Services provided by the program :

- Provide basic commodities to citizen with quality and the proper price.
- Protect the consumer against harmful to economically, financial and health practices, and control the practices of business establishments by providing goods and services with quality in a manner consistent with the available income.

Staff working in the program :

The program is implemented through a functional staff in 2021 estimated with (182) staff, including (108) males and (74) females .

Key Performance Indicators for Program

	Performance Measurement Indicator	Base Year	Value	Actual value	Target Value	Preliminary Self Evaluation	Target Value		
				2020	2021		2021	2022	2023
1	Adequacy of wheat stock (month)	2018	10	12	8	12	18	18	18
2	Adequacy of barley stock (month)	2018	12	6	6	8	12	12	12

Appropriations Of Trade and Strategic Inventory Program as Per Activities and Projects.

(In JDs)

Activities and Projects	Actual	Estimated	Re-estimated	Estimated	Indicative	
	2020	2021	2021	2022	2023	2024
Current Expenditures	774,295	822,000	804,000	924,000	940,000	957,000
601 Regulating domestic and foreign trade	774,295	822,000	804,000	924,000	940,000	957,000
Capital Expenditures	396,327	792,000	620,000	287,000	815,000	930,000
002 Adjusting Commercial Register Status	9,544	0	0	0	0	0
701 Establishing a fodder center for districts of Al-Taibeh and Alwastieh / Irbid governorate	218,962	140,000	140,000	0	0	0
705 Establishing a fodder complex in Dhiban / Ma'daba Governorate	0	130,000	130,000	120,000	300,000	300,000
706 Establishing Al-Qatraneh fodder center / Karak Governorate	0	0	0	0	50,000	75,000
710 Establishing Qweryeh fodder center / Aqaba governorate	147,755	0	0	0	0	0
711 Establishing fodder centers in Ma'an governorate	0	222,000	150,000	85,000	125,000	70,000
712 Establishing fodder center in Wadi Arabah/ Aqaba governorate	20,066	150,000	100,000	0	0	0
713 Establishing fodder buildings and centers in Ma'daba governorate	0	150,000	100,000	72,000	90,000	60,000
714 Construction of a wheat and barley milling and silos facilities / Karak Governorate	0	0	0	0	50,000	75,000
715 Establishing a plastic bottle factory/ Karak Governorate	0	0	0	0	50,000	75,000
718 Establishing warehouses in Alljoun area / Karak governorate	0	0	0	0	50,000	75,000
719 Establish fodder distribution center in Bsaira province / Tafila governorate	0	0	0	10,000	100,000	200,000
Program / Treasury	396,327	792,000	620,000	287,000	815,000	930,000
Total Program	1,170,622	1,614,000	1,424,000	1,211,000	1,755,000	1,887,000

Budget Chapter 1601 - Ministry of Industry, Trade and Supply Distributed According to the Program

2815	Industrial and Trade Sector Competitiveness Program
-------------	--

Objective of the program :

This program aims to develop the industry and trade and increasing the efficiency of the local industry in order to gain the ability to compete with global products in the domestic market and the foreign market.

The strategic objective related to the program :

To promote and support competitiveness of industrial and service sectors.

Directorates associated with the program :

- 1- Industrial Development Directorate.
- 2- National Production Protection Directorate.
- 3- Competition Directorate.

Services provided by the program :

- Development of industrial and service sectors
- Contribute to opening new markets and increasing exports of goods and services

Staff working in the program :

The program is implemented through a functional staff in 2021 estimated with (112) staff, including (68) males and (44) females .

Key Performance Indicators for Program

Performance Measurement Indicator		Base Year	Value	Actual value	Target Value	Preliminary Self Evaluation	Target Value		
				2020	2021		2021	2022	2023
1	Number of trade preferential agreements and memoranda of understanding signed with countries.	2019	3	2	3	0	2	2	2
2	Percentage of protection requests and complaints of increasing the imports studied / completed	2018	%100	%100	%100	%100	%100	%100	%100
3	Percentage of challenges treatment facing the industrial sector	2020	%90	%90	%80	%80	%85	%90	%95

Appropriations Of Industrial and Trade Sector Competitiveness Program as Per Activities and Projects.

(In JDs)

Activities and Projects		Actual	Estimated	Re-estimated	Estimated	Indicative	
		2020	2021	2021	2022	2023	2024
Current Expenditures		1,771,263	1,907,000	1,672,000	1,771,000	1,800,000	1,830,000
601	Enhancing competitive capacity for the industrial and commercial sector	1,771,263	1,907,000	1,672,000	1,771,000	1,800,000	1,830,000
Capital Expenditures		6,030	0	0	0	0	0
003	Promoting and raising the awareness on the significance of industrial ownership rights	6,030	0	0	0	0	0
Program / Treasury		6,030	0	0	0	0	0
Total Program		1,777,293	1,907,000	1,672,000	1,771,000	1,800,000	1,830,000

Budget Chapter 1601 - Ministry of Industry, Trade and Supply Distributed According to the Program

2820	Markets Monitoring and Control Program
-------------	---

Objective of the program :

To ensure the quality of goods and their availability in the markets at reasonable prices and prevent the traders' manipulation in the customer's sustenance in a manner that preserves the rights of traders and owners of foodstuff factories through effective control on markets and activation of the consumers protection societies.

The strategic objective related to the program :

To regulate domestic trade and raise the efficiency of control mechanisms on markets and consumer protection.

Directorates associated with the program :

- 1- Markets and Supply Control Directorate.
- 2- Production Protection Directorate
- 3- External Directorates (In terms of Markets Control).

Services provided by the program :

Improve the level of services provided for citizen

Staff working in the program :

The program is implemented through a functional staff in 2021 estimated with (60) staff, including (42) males and (18) females .

Key Performance Indicators for Program

Performance Measurement Indicator	Base Year	Value	Actual value	Target Value	Preliminary Self Evaluation	Target Value		
			2020	2021		2021	2022	2023
1 Percentage of addressed customer complaints	2018	%100	%100	%87	%85	%88	%88	%88
2 Percentage of market compliance with the Law of Industry and Trade	2018	%95	%95	%100	%93	%100	%100	%100

Appropriations Of Markets Monitoring and Control Program as Per Activities and Projects.

(In JDs)

Activities and Projects	Actual	Estimated	Re-estimated	Estimated	Indicative	
	2020	2021	2021	2022	2023	2024
Current Expenditures	632,318	721,000	644,000	551,000	566,000	581,000
601 Markets Monitoring and Follow up	632,318	721,000	644,000	551,000	566,000	581,000
Capital Expenditures	8,477	0	0	0	0	0
001 Markets Monitoring and Follow- up Program Administration Project	8,477	0	0	0	0	0
Program / Treasury	8,477	0	0	0	0	0
Total Program	640,795	721,000	644,000	551,000	566,000	581,000

Capital Expenditures Distributed According to Governorates

Chapter : 1601 Ministry of Industry, Trade and Supply

(In JDs)

Governorate		Estimated 2022	Indicative 2023	Indicative 2024
21	Irbid Governorate	50,000	20,000	10,000
22	Mafraq Governorate	0	0	0
23	Jerash Governorate	0	0	0
24	Ajloun Governorate	0	0	0
31	The Capital Governorate	0	0	0
32	Balqa' Governorate	0	0	0
33	Zarqa Governorate	0	0	0
34	Ma'daba Governorate	212,000	390,000	360,000
41	Karak Governorate	0	200,000	300,000
42	Ma'an Governorate	100,000	125,000	70,000
43	Tafileh Governorate	10,000	100,000	200,000
44	Aqaba Governorate	20,000	40,000	0
Total		392,000	875,000	940,000

Chapter : 1601 Ministry of Industry, Trade and Supply *

(In JDs)

Current Activities Appropriations According to Program								
Prog.	Activites		Actual	Estimated	Re-estimated	Estimated	Indicative	Indicative
			2020	2021	2021	2022	2023	2024
2805	601	Organizing and implementing investment promotion programs	889205	978000	965000	1016000	1033000	1051000
		Total of Program	889205	978000	965000	1016000	1033000	1051000
2815	601	Enhancing competitive capacity for the industrial and commercial sector	1771263	1907000	1672000	1771000	1800000	1830000
		Total of Program	1771263	1907000	1672000	1771000	1800000	1830000
2810	601	Regulating domestic and foreign trade	774295	822000	804000	924000	940000	957000
		Total of Program	774295	822000	804000	924000	940000	957000
2820	601	Markets Monitoring and Follow up	632318	721000	644000	551000	566000	581000
		Total of Program	632318	721000	644000	551000	566000	581000
2801	601	Administrative and Support Services	4833304	5048000	4915000	6146000	6354000	6395000
		Total of Program	4833304	5048000	4915000	6146000	6354000	6395000
		Total	8900385	9476000	9000000	10408000	10693000	10814000

Capital Projects Appropriations According to Program								
Prog.	Projects		Actual	Estimated	Re-estimated	Estimated	Indicative	Indicative
			2020	2021	2021	2022	2023	2024
2805	001	Organizing and Promoting Industrial and Commercial Development Program Administration Project	194899	300000	200000	375000	350000	350000
	007	Implementing the industrial policy document	213295	250000	150000	300000	300000	300000
	013	Implementing the trade policy	8063	0	0	0	0	0
	017	Contributing in partnership projects with the private sector	0	260000	200000	250000	300000	325000
	701	Women's Empowerment Project / professional clothing tailor shop in Madaba governorate	0	0	0	20000	0	0
		Total of Program	416257	810000	550000	945000	950000	975000
2815	003	Promoting and raising the awareness on the significance of industrial ownership rights	6030	0	0	0	0	0
		Total of Program	6030	0	0	0	0	0
2810	002	Adjusting Commercial Register Status	9544	0	0	0	0	0
	701	Establishing a fodder center for districts of Al-Taibeh and Alwastieh / Irbid governorate	218962	140000	140000	0	0	0
	705	Establishing a fodder complex in Dhiban / Ma'daba Governorate	0	130000	130000	120000	300000	300000
	706	Establishing Al-Qatraneh fodder center / Karak Governorate	0	0	0	0	50000	75000
	710	Establishing Qweryeh fodder center / Aqaba governorate	147755	0	0	0	0	0
	711	Establishing fodder centers in Ma'an governorate	0	222000	150000	85000	125000	70000
	712	Establishing fodder center in Wadi Arabah/ Aqaba governorate	20066	150000	100000	0	0	0
	713	Establishing fodder buildings and centers in Ma'daba governorate	0	150000	100000	72000	90000	60000
	714	Construction of a wheat and barley milling and silos facilities / Karak Governorate	0	0	0	0	50000	75000
	715	Establishing a plastic bottle factory/ Karak Governorate	0	0	0	0	50000	75000
	718	Establishing warehouses in Alljoun area / Karak governorate	0	0	0	0	50000	75000
	719	Establish fodder distribution center in Bsaira province / Tafila governorate	0	0	0	10000	100000	200000
	Total of Program	396327	792000	620000	287000	815000	930000	
2820	001	Markets Monitoring and Follow- up Program Administration Project	8477	0	0	0	0	0
		Total of Program	8477	0	0	0	0	0

(In JDs)

Capital Projects Appropriations According to Program								
Prog.	Projects		Actual	Estimated	Re-estimated	Estimated	Indicative	Indicative
			2020	2021	2021	2022	2023	2024
2801	005	Silos Expansion Project	1083283	486000	486000	0	0	0
	006	Insurance administration	34833	0	0	0	0	0
	010	Establishing grains containers	0	0	0	1000000	1000000	1000000
	706	Establishing a fence for the Industry Directorate building / Ma'an Governorate	0	0	0	15000	0	0
	707	Maintaining the building of the Directorate of Industry, Trade and Supply / Qasbah District/ Irbid Governorate	0	13000	13000	33000	20000	10000
	708	Establishing a meeting room for Irbid's industry, trade and supply directorate / Irbid governorate	0	0	0	17000	0	0
	709	Maintain, qualify and develop industry directorate in Aqaba governorate	0	0	0	20000	40000	0
		Total of Program	1118116	499000	499000	1085000	1060000	1010000
		Total	1945207	2101000	1669000	2317000	2825000	2915000

Overall Summary of Current Expenditures for the Years 2020 - 2024

Chapter: 1601 Ministry of Industry, Trade and Supply

(In JDs)

Group	Item	Description	Actual 2020	Estimated 2021	Re-estimated 2021	Estimated 2022	Indicative 2023	Indicative 2024
21		Compensations of Employees						
2111		Salaries, Wages and Allowances						
	101	Classified Employees	98331	72000	70000	64000	66000	67000
	102	Unclassified Employees	1321664	1329000	1264000	1175000	1191000	1208000
	103	Comprehensive Contract Employees	346577	361000	326000	390000	397000	404000
	105	Personal Cost of Living Allowance	1281402	1295000	1237000	1260000	1275000	1290000
	106	Family Cost of Living Allowance	112440	118000	110000	126000	130000	135000
	110	Overtime Allowance	33611	40000	40000	50000	50000	50000
	111	Additional Allowance	1114261	1378000	1250000	1364000	1387000	1409000
	112	Other Allowances	955173	970000	940000	1080000	1095000	1110000
	113	Transportation Allowance	226115	237000	232000	243000	246000	250000
	114	Transport Allowance	85133	95000	90000	100000	101000	102000
	116	Employees' Bonuses	117230	165000	165000	175000	175000	175000
	120	Contract Employees	475276	490000	483000	590000	600000	610000
Total			6167213	6550000	6207000	6617000	6713000	6810000
2121		Social Security Contributions						
	301	Social Security	755624	824000	718000	780000	794000	808000
Total			755624	824000	718000	780000	794000	808000
22		Use of Goods and Services						
2211		Use of Goods and Services						
	201	Rents	32919	37000	37000	37000	37000	37000
	202	Telecommunications Services	16316	20000	18000	20000	20000	20000
	203	Water	4058	5000	5000	5000	5000	5000
	204	Electricity	52906	55000	55000	55000	55000	55000
	205	Fuels	34669	50000	50000	50000	50000	50000
	206	Maintenance of Machines, furniture and accessories	9562	12000	10000	8000	10000	10000
	207	Maintenance of vehicles, equipment and accessories	4785	8000	8000	7000	10000	10000
	208	Repair and maintenance of buildings and accessories	12971	10000	10000	10000	12000	12000
	209	Stationery, Publications and Office Supplies	65530	65000	60000	65000	65000	65000
	210	Substances and raw materials (medicines, clothes, food, films, etc..)	2994	3000	3000	4000	4000	4000
	211	Cleaning services and supplies including cleaning contracts	75500	75000	75000	110000	110000	110000
	213	Official Travel Missions	247	5000	5000	10000	10000	10000
	214	Goods and services expenses	217183	318000	300000	840000	1008000	1018000
Total			529640	663000	636000	1221000	1396000	1406000
25		Subsidies						
2511		Subsidies to Public Corporations						
	304	Subsidies to non-financial public institution	1411103	1399000	1399000	1750000	1750000	1750000
Total			1411103	1399000	1399000	1750000	1750000	1750000
28		Other Expenditures						
2821		Other Current Expenditures						
	302	Contributions	24850	25000	25000	25000	25000	25000
	303	Scientific scholarships and training courses	11955	15000	15000	15000	15000	15000
Total			36805	40000	40000	40000	40000	40000
Total of Chapter			8900385	9476000	9000000	10408000	10693000	10814000

Current Expenditures According to Program and Activities for the Years 2020 - 2024

Chapter : 1601 - Ministry of Industry, Trade and Supply

(In JDs)

Program : 2801 - Administration and Support Services								
Activity : 601 - Administrative and Support Services								
Group	Item	Description	Actual 2020	Estimated 2021	Re-estimated 2021	Estimated 2022	Indicative 2023	Indicative 2024
21		Compensations of Employees						
2111		Salaries, Wages and Allowances						
	101	Classified Employees	57898	50000	50000	35000	36000	37000
	102	Unclassified Employees	622673	625000	579000	550000	555000	560000
	103	Comprehensive Contract Employees	176718	180000	160000	195000	198000	200000
	105	Personal Cost of Living Allowance	516796	500000	500000	530000	535000	540000
	106	Family Cost of Living Allowance	47899	55000	50000	55000	56000	57000
	110	Overtime Allowance	10000	10000	10000	10000	10000	10000
	111	Additional Allowance	410913	490000	490000	520000	525000	530000
	112	Other Allowances	417115	400000	400000	500000	505000	510000
	113	Transportation Allowance	94511	111000	111000	115000	116000	118000
	114	Transport Allowance	34753	40000	35000	40000	41000	41000
	116	Employees' Bonuses	39999	70000	70000	80000	80000	80000
	120	Contract Employees	131286	135000	135000	150000	152000	154000
		Total	2560561	2666000	2590000	2780000	2809000	2837000
2121		Social Security Contributions						
	301	Social Security	327000	369000	326000	380000	384000	387000
		Total	327000	369000	326000	380000	384000	387000
22		Use of Goods and Services						
2211		Use of Goods and Services						
	201	Rents	32919	37000	37000	37000	37000	37000
	202	Telecommunications Services	16316	20000	18000	20000	20000	20000
	203	Water	4058	5000	5000	5000	5000	5000
	204	Electricity	52906	55000	55000	55000	55000	55000
	205	Fuels	34669	50000	50000	50000	50000	50000
		001 Heating	0	5000	5000	2000	2000	2000
		002 Saloon vehicles	20175	25000	25000	25000	25000	25000
		003 Transport vehicles and heavy equipment	14494	20000	20000	23000	23000	23000
	206	Maintenance of Machines, furniture and accessories	9562	12000	10000	8000	10000	10000
	207	Maintenance of vehicles, equipment and accessories	4785	8000	8000	7000	10000	10000
	208	Repair and maintenance of buildings and accessories	12971	10000	10000	10000	12000	12000
	209	Stationery, Publications and Office Supplies	65530	65000	60000	65000	65000	65000
	210	Substances and raw materials (medicines, clothes, food, films, etc..)	2994	3000	3000	4000	4000	4000
	211	Cleaning services and supplies including cleaning contracts	75500	75000	75000	110000	110000	110000
	213	Official Travel Missions	247	5000	5000	10000	10000	10000
	214	Goods and services expenses	217183	264000	259000	840000	1008000	1018000
		001 Events and hospitality	27	4000	4000	5000	30000	30000
		006 Medical treatments	21010	25000	25000	25000	25000	25000
		008 Advertisements and subscriptions	1916	2000	2000	7000	7000	7000
		013 Services, security and guarding contracts	45478	48000	48000	50000	52000	52000
		024 Commercial centers	144894	166000	166000	165000	170000	175000
		028 Professional services expenditures	795	0	0	7000	7000	7000
		047 Awareness and advertisement campaigns	0	5000	5000	17000	40000	40000
		082 Subscriptions	0	10000	5000	0	0	0
		108 Cases and fees	3000	2000	2000	553000	655000	660000
		115 Market studies	0	0	0	10000	20000	20000
		122 Economic advisers expenditures	63	2000	2000	1000	2000	2000
		Total	529640	609000	595000	1221000	1396000	1406000
25		Subsidies						
2511		Subsidies to Public Corporations						
	304	Subsidies to non-financial public institutions	1411103	1399000	1399000	1750000	1750000	1750000
		107 Ships surplus account *	1411103	1399000	1399000	1750000	1750000	1750000
		Total	1411103	1399000	1399000	1750000	1750000	1750000
28		Other Expenditures						
2821		Other Current Expenditures						
	303	Scientific scholarships and training courses	5000	5000	5000	15000	15000	15000
		Total	5000	5000	5000	15000	15000	15000
		Total of Activity	4833304	5048000	4915000	6146000	6354000	6395000
		Total of Program	4833304	5048000	4915000	6146000	6354000	6395000

Current Expenditures According to Program and Activities for the Years 2020 - 2024

Chapter : 1601 - Ministry of Industry, Trade and Supply

(In JDs)

Program : 2805 - Regulating and Promoting Industrial and Commercial Development								
Activity : 601 - Organizing and implementing investment promotion programs								
Group	Item	Description	Actual 2020	Estimated 2021	Re-estimated 2021	Estimated 2022	Indicative 2023	Indicative 2024
21		Compensations of Employees						
2111		Salaries, Wages and Allowances						
	101	Classified Employees	5998	5000	5000	0	0	0
	102	Unclassified Employees	229998	230000	225000	220000	224000	227000
	105	Personal Cost of Living Allowance	220997	226000	226000	225000	227000	230000
	106	Family Cost of Living Allowance	18500	18000	18000	22000	22000	23000
	110	Overtime Allowance	9983	10000	10000	10000	10000	10000
	111	Additional Allowance	134000	168000	168000	180000	185000	190000
	113	Transportation Allowance	32998	29000	29000	33000	33000	34000
	114	Transport Allowance	16750	18000	18000	20000	20000	20000
	116	Employees' Bonuses	19998	35000	35000	35000	35000	35000
	120	Contract Employees	80998	85000	85000	110000	112000	114000
		Total	770220	824000	819000	855000	868000	883000
2121		Social Security Contributions						
	301	Social Security	91000	96000	96000	136000	140000	143000
		Total	91000	96000	96000	136000	140000	143000
22		Use of Goods and Services						
2211		Use of Goods and Services						
	214	Goods and services expenses	0	29000	21000	0	0	0
	001	Events and hospitality	0	25000	17000	0	0	0
	047	Awareness and advertisement campaigns	0	4000	4000	0	0	0
		Total	0	29000	21000	0	0	0
28		Other Expenditures						
2821		Other Current Expenditures						
	302	Contributions	24850	25000	25000	25000	25000	25000
	011	Foreign contributions	24850	25000	25000	25000	25000	25000
	303	Scientific scholarships and training courses	3135	4000	4000	0	0	0
		Total	27985	29000	29000	25000	25000	25000
		Total of Activity	889205	978000	965000	1016000	1033000	1051000
		Total of Program	889205	978000	965000	1016000	1033000	1051000

Current Expenditures According to Program and Activities for the Years 2020 - 2024

Chapter : 1601 - Ministry of Industry, Trade and Supply

(In JDs)

Program : 2810 - Trade and Strategic Inventory								
Activity : 601 - Regulating domestic and foreign trade								
Group	Item	Description	Actual 2020	Estimated 2021	Re-estimated 2021	Estimated 2022	Indicative 2023	Indicative 2024
21		Compensations of Employees						
2111		Salaries, Wages and Allowances						
	101	Classified Employees	9498	0	0	7000	7000	7000
	102	Unclassified Employees	171998	175000	175000	180000	183000	186000
	103	Comprehensive Contract Employees	24998	26000	26000	35000	36000	38000
	105	Personal Cost of Living Allowance	169998	179000	171000	190000	193000	195000
	106	Family Cost of Living Allowance	10499	10000	10000	15000	16000	17000
	110	Overtime Allowance	4967	5000	5000	10000	10000	10000
	111	Additional Allowance	141000	172000	172000	184000	187000	189000
	113	Transportation Allowance	25998	22000	22000	25000	25000	26000
	114	Transport Allowance	12648	13000	13000	15000	15000	15000
	116	Employees' Bonuses	19249	20000	20000	20000	20000	20000
	120	Contract Employees	94998	98000	98000	110000	112000	114000
		Total	685851	720000	712000	791000	804000	817000
2121		Social Security Contributions						
	301	Social Security	86624	90000	80000	133000	136000	140000
		Total	86624	90000	80000	133000	136000	140000
22		Use of Goods and Services						
2211		Use of Goods and Services						
	214	Goods and services expenses	0	10000	10000	0	0	0
	047	Awareness and advertisement campaigns	0	5000	5000	0	0	0
	101	Computerization and internet expenditures	0	5000	5000	0	0	0
		Total	0	10000	10000	0	0	0
28		Other Expenditures						
2821		Other Current Expenditures						
	303	Scientific scholarships and training courses	1820	2000	2000	0	0	0
		Total	1820	2000	2000	0	0	0
		Total of Activity	774295	822000	804000	924000	940000	957000
		Total of Program	774295	822000	804000	924000	940000	957000
Program : 2815 - Industrial and Trade Sector Competitiveness								
Activity : 601 - Enhancing competitive capacity for the industrial and commercial sector								
Group	Item	Description	Actual 2020	Estimated 2021	Re-estimated 2021	Estimated 2022	Indicative 2023	Indicative 2024
21		Compensations of Employees						
2111		Salaries, Wages and Allowances						
	101	Classified Employees	24937	17000	15000	15000	15000	15000
	102	Unclassified Employees	184997	185000	185000	150000	152000	155000
	103	Comprehensive Contract Employees	144861	155000	140000	160000	163000	166000
	105	Personal Cost of Living Allowance	232997	222000	200000	220000	223000	225000
	106	Family Cost of Living Allowance	16544	17000	17000	18000	19000	20000
	110	Overtime Allowance	3683	10000	10000	10000	10000	10000
	111	Additional Allowance	292350	373000	270000	340000	345000	350000
	112	Other Allowances	538058	570000	540000	580000	590000	600000
	113	Transportation Allowance	48874	53000	50000	50000	51000	51000
	114	Transport Allowance	9985	13000	13000	12000	12000	13000
	116	Employees' Bonuses	19980	20000	20000	20000	20000	20000
	120	Contract Employees	69997	72000	65000	105000	107000	109000
		Total	1587263	1707000	1525000	1680000	1707000	1734000
2121		Social Security Contributions						
	301	Social Security	182000	193000	140000	91000	93000	96000
		Total	182000	193000	140000	91000	93000	96000
22		Use of Goods and Services						
2211		Use of Goods and Services						
	214	Goods and services expenses	0	5000	5000	0	0	0
	047	Awareness and advertisement campaigns	0	5000	5000	0	0	0
		Total	0	5000	5000	0	0	0
28		Other Expenditures						
2821		Other Current Expenditures						
	303	Scientific scholarships and training courses	2000	2000	2000	0	0	0
		Total	2000	2000	2000	0	0	0
		Total of Activity	1771263	1907000	1672000	1771000	1800000	1830000
		Total of Program	1771263	1907000	1672000	1771000	1800000	1830000

Current Expenditures According to Program and Activities for the Years 2020 - 2024

Chapter : 1601 - Ministry of Industry, Trade and Supply

(In JDs)

Program : 2820 - Markets Monitoring and Control								
Activity : 601 - Markets Monitoring and Follow up								
Group	Item	Description	Actual 2020	Estimated 2021	Re-estimated 2021	Estimated 2022	Indicative 2023	Indicative 2024
21		Compensations of Employees						
2111		Salaries, Wages and Allowances						
	101	Classified Employees	0	0	0	7000	8000	8000
	102	Unclassified Employees	111998	114000	100000	75000	77000	80000
	105	Personal Cost of Living Allowance	140614	168000	140000	95000	97000	100000
	106	Family Cost of Living Allowance	18998	18000	15000	16000	17000	18000
	110	Overtime Allowance	4978	5000	5000	10000	10000	10000
	111	Additional Allowance	135998	175000	150000	140000	145000	150000
	113	Transportation Allowance	23734	22000	20000	20000	21000	21000
	114	Transport Allowance	10997	11000	11000	13000	13000	13000
	116	Employees' Bonuses	18004	20000	20000	20000	20000	20000
	120	Contract Employees	97997	100000	100000	115000	117000	119000
		Total	563318	633000	561000	511000	525000	539000
2121		Social Security Contributions						
	301	Social Security	69000	76000	76000	40000	41000	42000
		Total	69000	76000	76000	40000	41000	42000
22		Use of Goods and Services						
2211		Use of Goods and Services						
	214	Goods and services expenses	0	10000	5000	0	0	0
	047	Awareness and advertisement campaigns	0	5000	5000	0	0	0
	101	Computerization and Internet expenditures	0	5000	0	0	0	0
		Total	0	10000	5000	0	0	0
28		Other Expenditures						
2821		Other Current Expenditures						
	303	Scientific scholarships and training courses	0	2000	2000	0	0	0
		Total	0	2000	2000	0	0	0
		Total of Activity	632318	721000	644000	551000	566000	581000
		Total of Program	632318	721000	644000	551000	566000	581000
		Total of Chapter	8900385	9476000	9000000	10408000	10693000	10814000

* This item shall be disbursed not exceeding the amount transferred to the Public Treasury according to provisions of applicable Revenues Supplying Law of Government Departments and Units.

Overall Summary of Capital Expenditures for the Years 2020 - 2024

Chapter : 1601 Ministry of Industry, Trade and Supply

(In JDs)

Group	Item	Description	Actual 2020	Estimated 2021	Re-estimated 2021	Estimated 2022	Indicative 2023	Indicative 2024
		Expenditures						
22		Use of Goods and Services						
2211		Use of Goods and Services						
	510	Buildings and facilities repair and maintenance	61200	63000	63000	63000	80000	70000
	512	Operating and Sustaining Expenditures	406391	460000	280000	575000	560000	560000
		Total	467591	523000	343000	638000	640000	630000
25		Subsidies						
2511		Subsidies to Public Corporations						
	520	Subsidies to non-financial public corporations/capital	0	260000	200000	250000	300000	325000
		Total	0	260000	200000	250000	300000	325000
28		Other Expenditures						
2822		Other Capital Expenditures						
	504	Studies, Research and Consultations	1975	15000	0	30000	10000	10000
		Total	1975	15000	0	30000	10000	10000
		Fixed Assets						
31		Non-financial Assets						
3111		Buildings and Constructions						
	508	Works and Constructions	1470066	1278000	1106000	1319000	1845000	1930000
		Total	1470066	1278000	1106000	1319000	1845000	1930000
3112		Devices, Machinery and Equipment						
	505	Equipment, Machines and Devices	5575	25000	20000	50000	20000	20000
	506	Vehicles and Equipment	0	0	0	10000	10000	0
		Total	5575	25000	20000	60000	30000	20000
3113		Other Fixed Assets						
	511	Equipping and furnishing	0	0	0	20000	0	0
		Total	0	0	0	20000	0	0
		Total of Chapter	1945207	2101000	1669000	2317000	2825000	2915000

Capital Expenditures According to Program and Projects for the Years 2020 - 2024

Chapter : 1601 Ministry of Industry, Trade and Supply

(In JDs)

Program 2801 Administration and Support Services								
Project		005 Silos Expansion Project						
Fund Source		102001 Capital (Treasury)						
Group	item	Description	Actual 2020	Estimated 2021	Re-estimated 2021	Estimated 2022	Indicative 2023	Indicative 2024
31		Non-financial Assets						
3111		Buildings and Constructions						
	508	Works and Constructions						
	013	Construction of buildings	1083283	486000	486000	0	0	0
		Total of Item	1083283	486000	486000	0	0	0
		Total of Project / Treasury	1083283	486000	486000	0	0	0
Project		006 Insurance administration						
Fund Source		102001 Capital (Treasury)						
Group	item	Description	Actual 2020	Estimated 2021	Re-estimated 2021	Estimated 2022	Indicative 2023	Indicative 2024
22		Use of Goods and Services						
2211		Use of Goods and Services						
	512	Operating and Sustaining Expenditures						
	008	Qualification and training expenses	139	0	0	0	0	0
	012	Subscriptions, insurances	28919	0	0	0	0	0
	017	Promotion, advertising and awareness	5775	0	0	0	0	0
		Total of Item	34833	0	0	0	0	0
		Total of Project / Treasury	34833	0	0	0	0	0
Project		010 Establishing grains containers						
Fund Source		102001 Capital (Treasury)						
Group	item	Description	Actual 2020	Estimated 2021	Re-estimated 2021	Estimated 2022	Indicative 2023	Indicative 2024
31		Non-financial Assets						
3111		Buildings and Constructions						
	508	Works and Constructions						
	013	Construction of buildings	0	0	0	1000000	1000000	1000000
		Total of Item	0	0	0	1000000	1000000	1000000
		Total of Project / Treasury	0	0	0	1000000	1000000	1000000
Project		706 Establishing a fence for the Industry Directorate building / Ma'an Governorate						
Fund Source		102001 Capital (Treasury)						
Group	item	Description	Actual 2020	Estimated 2021	Re-estimated 2021	Estimated 2022	Indicative 2023	Indicative 2024
31		Non-financial Assets						
3111		Buildings and Constructions						
	508	Works and Constructions						
	040	Constructions	0	0	0	15000	0	0
		Total of Item	0	0	0	15000	0	0
		Total of Project / Treasury	0	0	0	15000	0	0
Project		707 Maintaining the building of the Directorate of Industry, Trade and Supply / Qasbah District/ Irbid Governorate						
Fund Source		102001 Capital (Treasury)						
Group	item	Description	Actual 2020	Estimated 2021	Re-estimated 2021	Estimated 2022	Indicative 2023	Indicative 2024
22		Use of Goods and Services						
2211		Use of Goods and Services						
	510	Buildings and facilities repair and maintenance						
	008	Buildings and facilities maintenance	0	13000	13000	33000	20000	10000
		Total of Item	0	13000	13000	33000	20000	10000
		Total of Project / Treasury	0	13000	13000	33000	20000	10000

Capital Expenditures According to Program and Projects for the Years 2020 - 2024

Chapter : 1601 Ministry of Industry, Trade and Supply

(In JDs)

Program 2801 Administration and Support Services								
Project		708 Establishing a meeting room for Irbid's industry, trade and supply directorate / Irbid governorate						
Fund Source		102001 Capital (Treasury)						
Group	item	Description	Actual 2020	Estimated 2021	Re-estimated 2021	Estimated 2022	Indicative 2023	Indicative 2024
31		Non-financial Assets						
3111		Buildings and Constructions						
	508	Works and Constructions						
	013	Construction of buildings	0	0	0	17000	0	0
		Total of Item	0	0	0	17000	0	0
		Total of Project / Treasury	0	0	0	17000	0	0
Project		709 Maintain, qualify and develop industry directorate in Aqaba governorate						
Fund Source		102001 Capital (Treasury)						
Group	item	Description	Actual 2020	Estimated 2021	Re-estimated 2021	Estimated 2022	Indicative 2023	Indicative 2024
31		Non-financial Assets						
3111		Buildings and Constructions						
	508	Works and Constructions						
	013	Construction of buildings	0	0	0	10000	20000	0
	031	Pavement of yards and streets	0	0	0	0	10000	0
		Total of Item	0	0	0	10000	30000	0
3112		Devices, Machinery and Equipment						
	506	Vehicles and Equipment						
	014	Heavy equipment	0	0	0	10000	10000	0
		Total of Item	0	0	0	10000	10000	0
		Total of Project / Treasury	0	0	0	20000	40000	0
Total of Program			1118116	499000	499000	1085000	1060000	1010000

Capital Expenditures According to Program and Projects for the Years 2020 - 2024

Chapter : 1601 Ministry of Industry, Trade and Supply

(In JDs)

Program 2805 Regulating and Promoting Industrial and Commercial Development								
Project		001 Organizing and Promoting Industrial and Commercial Development Program Administration Project						
Fund Source		102001 Capital (Treasury)						
Group	item	Description	Actual 2020	Estimated 2021	Re-estimated 2021	Estimated 2022	Indicative 2023	Indicative 2024
22		Use of Goods and Services						
2211		Use of Goods and Services						
	510	Buildings and facilities repair and maintenance						
	008	Buildings and facilities maintenance	61200	50000	50000	30000	60000	60000
		Total of Item	61200	50000	50000	30000	60000	60000
	512	Operating and Sustaining Expenditures						
	006	Devices, tools and equipment maintenance	0	0	0	10000	0	0
	014	Archiving and documentation	37668	0	0	0	0	0
	017	Promotion, advertising and awareness	5138	0	0	0	0	0
	018	Computer networks maintenance	26249	150000	90000	200000	200000	200000
	036	Computerization and automation operations expenses	57094	60000	40000	65000	60000	60000
		Total of Item	126149	210000	130000	275000	260000	260000
28		Other Expenditures						
2822		Other Capital Expenditures						
	504	Studies, Research and Consultations						
	012	Economic studies	1975	15000	0	20000	10000	10000
		Total of Item	1975	15000	0	20000	10000	10000
31		Non-financial Assets						
3112		Devices, Machinery and Equipment						
	505	Equipment, Machines and Devices						
	001	Computers and accessories	625	20000	20000	10000	10000	10000
	003	Office supplies and equipment	4950	5000	0	20000	10000	10000
	012	Air Conditioners	0	0	0	20000	0	0
		Total of Item	5575	25000	20000	50000	20000	20000
		Total of Project / Treasury	194899	300000	200000	375000	350000	350000
Project		007 Implementing the industrial policy document						
Fund Source		102001 Capital (Treasury)						
Group	item	Description	Actual 2020	Estimated 2021	Re-estimated 2021	Estimated 2022	Indicative 2023	Indicative 2024
22		Use of Goods and Services						
2211		Use of Goods and Services						
	512	Operating and Sustaining Expenditures						
	034	Support to existing and new initiatives	130000	250000	150000	300000	300000	300000
	035	Technical and administrative support	83295	0	0	0	0	0
		Total of Item	213295	250000	150000	300000	300000	300000
		Total of Project / Treasury	213295	250000	150000	300000	300000	300000
Project		013 Implementing the trade policy						
Fund Source		102001 Capital (Treasury)						
Group	item	Description	Actual 2020	Estimated 2021	Re-estimated 2021	Estimated 2022	Indicative 2023	Indicative 2024
22		Use of Goods and Services						
2211		Use of Goods and Services						
	512	Operating and Sustaining Expenditures						
	032	Conferences, celebrations and workshops	8063	0	0	0	0	0
		Total of Item	8063	0	0	0	0	0
		Total of Project / Treasury	8063	0	0	0	0	0

Capital Expenditures According to Program and Projects for the Years 2020 - 2024

Chapter : 1601 Ministry of Industry, Trade and Supply

(In JDs)

Program 2805 Regulating and Promoting Industrial and Commercial Development								
Project 017 Contributing in partnership projects with the private sector								
Fund Source 102001 Capital (Treasury)								
Group	item	Description	Actual 2020	Estimated 2021	Re-estimated 2021	Estimated 2022	Indicative 2023	Indicative 2024
25		Subsidies						
2511		Subsidies to Public Corporations						
	520	Subsidies to non-financial public corporations/capital						
	045	Supporting the Jordanian Enterprises and Exports Development House Company	0	260000	200000	250000	300000	325000
		Total of Item	0	260000	200000	250000	300000	325000
		Total of Project / Treasury	0	260000	200000	250000	300000	325000
Project 701 Women's Empowerment Project / professional clothing tailor shop in Madaba governorate								
Fund Source 102001 Capital (Treasury)								
Group	item	Description	Actual 2020	Estimated 2021	Re-estimated 2021	Estimated 2022	Indicative 2023	Indicative 2024
31		Non-financial Assets						
3113		Other Fixed Assets						
	511	Equipping and furnishing						
	010	Furnishing and equipping training centers	0	0	0	20000	0	0
		Total of Item	0	0	0	20000	0	0
		Total of Project / Treasury	0	0	0	20000	0	0
Total of Program			416257	810000	550000	945000	950000	975000

Capital Expenditures According to Program and Projects for the Years 2020 - 2024

Chapter : 1601 Ministry of Industry, Trade and Supply

(In JDs)

Program		2810 Trade and Strategic Inventory						
Project		002 Adjusting Commercial Register Status						
Fund Source		102001 Capital (Treasury)						
Group	item	Description	Actual 2020	Estimated 2021	Re-estimated 2021	Estimated 2022	Indicative 2023	Indicative 2024
22		Use of Goods and Services						
2211		Use of Goods and Services						
	512	Operating and Sustaining Expenditures						
	017	Promotion, advertising and awareness	3819	0	0	0	0	0
	036	Computerization and automation operations expenses	5725	0	0	0	0	0
		Total of Item	9544	0	0	0	0	0
		Total of Project / Treasury	9544	0	0	0	0	0
Project		701 Establishing a fodder center for districts of Al-Taibeh and Alwastieh / Irbid governorate						
Fund Source		102001 Capital (Treasury)						
Group	item	Description	Actual 2020	Estimated 2021	Re-estimated 2021	Estimated 2022	Indicative 2023	Indicative 2024
31		Non-financial Assets						
3111		Buildings and Constructions						
	508	Works and Constructions						
	040	Constructions	218962	140000	140000	0	0	0
		Total of Item	218962	140000	140000	0	0	0
		Total of Project / Treasury	218962	140000	140000	0	0	0
Project		705 Establishing a fodder complex in Dhiban / Ma'daba Governorate						
Fund Source		102001 Capital (Treasury)						
Group	item	Description	Actual 2020	Estimated 2021	Re-estimated 2021	Estimated 2022	Indicative 2023	Indicative 2024
31		Non-financial Assets						
3111		Buildings and Constructions						
	508	Works and Constructions						
	040	Constructions	0	130000	130000	120000	300000	300000
		Total of Item	0	130000	130000	120000	300000	300000
		Total of Project / Treasury	0	130000	130000	120000	300000	300000
Project		706 Establishing Al-Qatraneh fodder center / Karak Governorate						
Fund Source		102001 Capital (Treasury)						
Group	item	Description	Actual 2020	Estimated 2021	Re-estimated 2021	Estimated 2022	Indicative 2023	Indicative 2024
31		Non-financial Assets						
3111		Buildings and Constructions						
	508	Works and Constructions						
	040	Constructions	0	0	0	0	50000	75000
		Total of Item	0	0	0	0	50000	75000
		Total of Project / Treasury	0	0	0	0	50000	75000
Project		710 Establishing Qweryeh fodder center / Aqaba governorate						
Fund Source		102001 Capital (Treasury)						
Group	item	Description	Actual 2020	Estimated 2021	Re-estimated 2021	Estimated 2022	Indicative 2023	Indicative 2024
31		Non-financial Assets						
3111		Buildings and Constructions						
	508	Works and Constructions						
	040	Constructions	147755	0	0	0	0	0
		Total of Item	147755	0	0	0	0	0
		Total of Project / Treasury	147755	0	0	0	0	0

Capital Expenditures According to Program and Projects for the Years 2020 - 2024

Chapter : 1601 Ministry of Industry, Trade and Supply

(In JDs)

Program 2810 Trade and Strategic Inventory								
Project 711 Establishing fodder centers in Ma'an governorate								
Fund Source 102001 Capital (Treasury)								
Group	item	Description	Actual 2020	Estimated 2021	Re-estimated 2021	Estimated 2022	Indicative 2023	Indicative 2024
31		Non-financial Assets						
3111		Buildings and Constructions						
	508	Works and Constructions						
	013	Construction of buildings	0	222000	150000	85000	125000	70000
Total of Item			0	222000	150000	85000	125000	70000
Total of Project / Treasury			0	222000	150000	85000	125000	70000
Project 712 Establishing fodder center in Wadi Arabah/ Aqaba governorate								
Fund Source 102001 Capital (Treasury)								
Group	item	Description	Actual 2020	Estimated 2021	Re-estimated 2021	Estimated 2022	Indicative 2023	Indicative 2024
31		Non-financial Assets						
3111		Buildings and Constructions						
	508	Works and Constructions						
	013	Construction of buildings	20066	150000	100000	0	0	0
Total of Item			20066	150000	100000	0	0	0
Total of Project / Treasury			20066	150000	100000	0	0	0
Project 713 Establishing fodder buildings and centers in Ma'daba governorate								
Fund Source 102001 Capital (Treasury)								
Group	item	Description	Actual 2020	Estimated 2021	Re-estimated 2021	Estimated 2022	Indicative 2023	Indicative 2024
31		Non-financial Assets						
3111		Buildings and Constructions						
	508	Works and Constructions						
	013	Construction of buildings	0	150000	100000	72000	90000	60000
Total of Item			0	150000	100000	72000	90000	60000
Total of Project / Treasury			0	150000	100000	72000	90000	60000
Project 714 Construction of a wheat and barley milling and silos facilities / Karak Governorate								
Fund Source 102001 Capital (Treasury)								
Group	item	Description	Actual 2020	Estimated 2021	Re-estimated 2021	Estimated 2022	Indicative 2023	Indicative 2024
31		Non-financial Assets						
3111		Buildings and Constructions						
	508	Works and Constructions						
	040	Constructions	0	0	0	0	50000	75000
Total of Item			0	0	0	0	50000	75000
Total of Project / Treasury			0	0	0	0	50000	75000
Project 715 Establishing a plastic bottle factory/ Karak Governorate								
Fund Source 102001 Capital (Treasury)								
Group	item	Description	Actual 2020	Estimated 2021	Re-estimated 2021	Estimated 2022	Indicative 2023	Indicative 2024
31		Non-financial Assets						
3111		Buildings and Constructions						
	508	Works and Constructions						
	040	Constructions	0	0	0	0	50000	75000
Total of Item			0	0	0	0	50000	75000
Total of Project / Treasury			0	0	0	0	50000	75000

Capital Expenditures According to Program and Projects for the Years 2020 - 2024

Chapter : 1601 Ministry of Industry, Trade and Supply

(In JDs)

Program 2810 Trade and Strategic Inventory								
Project		718 Establishing warehouses in Alljoun area / Karak governorate						
Fund Source		102001 Capital (Treasury)						
Group	item	Description	Actual 2020	Estimated 2021	Re-estimated 2021	Estimated 2022	Indicative 2023	Indicative 2024
31		Non-financial Assets						
3111		Buildings and Constructions						
	508	Works and Constructions						
	013	Construction of buildings	0	0	0	0	50000	75000
		Total of Item	0	0	0	0	50000	75000
		Total of Project / Treasury	0	0	0	0	50000	75000
Project		719 Establish fodder distribution center in Bsaira province / Tafila governorate						
Fund Source		102001 Capital (Treasury)						
Group	item	Description	Actual 2020	Estimated 2021	Re-estimated 2021	Estimated 2022	Indicative 2023	Indicative 2024
28		Other Expenditures						
2822		Other Capital Expenditures						
	504	Studies, Research and Consultations						
	014	Studies, researches and design	0	0	0	10000	0	0
		Total of Item	0	0	0	10000	0	0
31		Non-financial Assets						
3111		Buildings and Constructions						
	508	Works and Constructions						
	013	Construction of buildings	0	0	0	0	100000	200000
		Total of Item	0	0	0	0	100000	200000
		Total of Project / Treasury	0	0	0	10000	100000	200000
Total of Program			396327	792000	620000	287000	815000	930000

Capital Expenditures According to Program and Projects for the Years 2020 - 2024

Chapter : 1601 Ministry of Industry, Trade and Supply

(In JDs)

Program		2815 Industrial and Trade Sector Competitiveness						
Project		003 Promoting and raising the awareness on the significance of industrial ownership rights						
Fund Source		102001 Capital (Treasury)						
Group	item	Description	Actual 2020	Estimated 2021	Re-estimated 2021	Estimated 2022	Indicative 2023	Indicative 2024
22		Use of Goods and Services						
2211		Use of Goods and Services						
	512	Operating and Sustaining Expenditures						
	017	Promotion, advertising and awareness	6030	0	0	0	0	0
		Total of Item	6030	0	0	0	0	0
		Total of Project / Treasury	6030	0	0	0	0	0
		Total of Program	6030	0	0	0	0	0

Capital Expenditures According to Program and Projects for the Years 2020 - 2024

Chapter : 1601 Ministry of Industry, Trade and Supply

(In JDs)

Program 2820 Markets Monitoring and Control								
Project 001 Markets Monitoring and Follow- up Program Administration Project								
Fund Source 102001 Capital (Treasury)								
Group	item	Description	Actual 2020	Estimated 2021	Re-estimated 2021	Estimated 2022	Indicative 2023	Indicative 2024
22		Use of Goods and Services						
2211		Use of Goods and Services						
	512	Operating and Sustaining Expenditures						
	017	Promotion, advertising and awareness	8477	0	0	0	0	0
		Total of Item	8477	0	0	0	0	0
		Total of Project / Treasury	8477	0	0	0	0	0
		Total of Program	8477	0	0	0	0	0
		Total of Chapter	1945207	2101000	1669000	2317000	2825000	2915000