

Chapter : 1301 Ministry of Foreign Affairs and Expatriates

- Creation:** The Ministry of Foreign Affairs was established as of the formation of the first Government of Emirate of Transjordan. The role of the Ministry was further enhanced with the nomination of the first Minister of Foreign Affairs on 06/08/1939. It is currently operating under the provisions of Regulatory Bylaw No. (62) for the year 1999.
- Vision :** A distinctive Jordanian diplomatic regionally and internationally to serve the national interests
- Mission:** Strengthening Jordan's position regionally and internationally, serving the national economy, and to look after the Jordanian expatriates, improving the services quality which provided by the ministry, and actively contribution in achieving security and stability in the region as well as rooting the concepts of justice and peace in international politics.
- Legal Framework :** Provisions of Organizational Bylaw No. (62) for the year 1999 and Jordan Institute of Diplomacy Bylaw No. (1) for the year 2013.

Tasks of the Ministry / Department:

- Contribute to making and executing the Jordanian foreign policy
- Promote the diplomatic work through the Kingdom's representation in other countries, international and regional organizations and participate in the international conferences.
- Explain the objectives and pillars of the Jordanian foreign policy through sustaining communication with the different media means
- Regulate the kingdom's affiliation with international and regional countries and organizations and preserve the political, economic and cultural relations and follow up their implementation.
- Protect the interests and rights of the Kingdom and its citizens abroad and enhance communication and participation with Jordanians outside Jordan
- Contributing to the peace and security efforts at both global and regional levels
- Enhance the diplomatic activity to promote the national touristic, industrial, and agricultural product and support the Jordanian working forces
- Provide the consular services for service recipients
- Organize the relationships of accredited foreign missions at the Kingdom with the Jordanian official and private means
- Study and prepare the agreements and conventions with the countries, international & regional organizations, contribute to taking their conclusion and keeping procedures in cooperation and coordination with the relevant parties
- Managing the negotiations and debates with countries and international and regional organizations in cooperation and coordination with the relevant parties in line with the Kingdom's policy and interests.
- Coordination between international and regional organizations and national human rights institutions in order to promote the concepts and values of human rights by examining international standards contained in the relevant international agreements and protocols, considering their ratification and including appropriate in national legislations and laws.
- Coordinate with the accredited delegates and Jordanian authorities in terms of foreign communities inside the Kingdom
- Contribute to promoting the regional stability to create an environment attractive for investment

Ministry/Department Contribution to the Achievement of the National Objectives:

- Excellency in the diplomatic activity to promote Jordan's position regionally and internationally
- Enhance the activity to serve the Jordanian Economy
- Contribute to supporting the efforts for achieving the political and security stability to enhance the comprehensive development and reconstruction
- Protecting and providing care for the Jordanian expatriates
- Raise the level of services provided by the Ministry to service recipients
- Developing the institutional performance and rooting the culture of excellency
- Increase economic competitiveness through the role of Jordanian Embassies and Consulates abroad

Major Issues and Challenges which face the Ministry / Department:

- To address the increasing financial burdens faced by the members of diplomatic missions due to the high costs of living internationally.
- Acquisition of leased buildings of embassies and diplomatic missions in light of available financial capacities.
- Establish new buildings for embassies and diplomatic missions.
- Maintain and renovate the existing buildings of a number of embassies and diplomatic missions.
- Complete the project of linking the Ministry's headquarters with the embassies electronically.

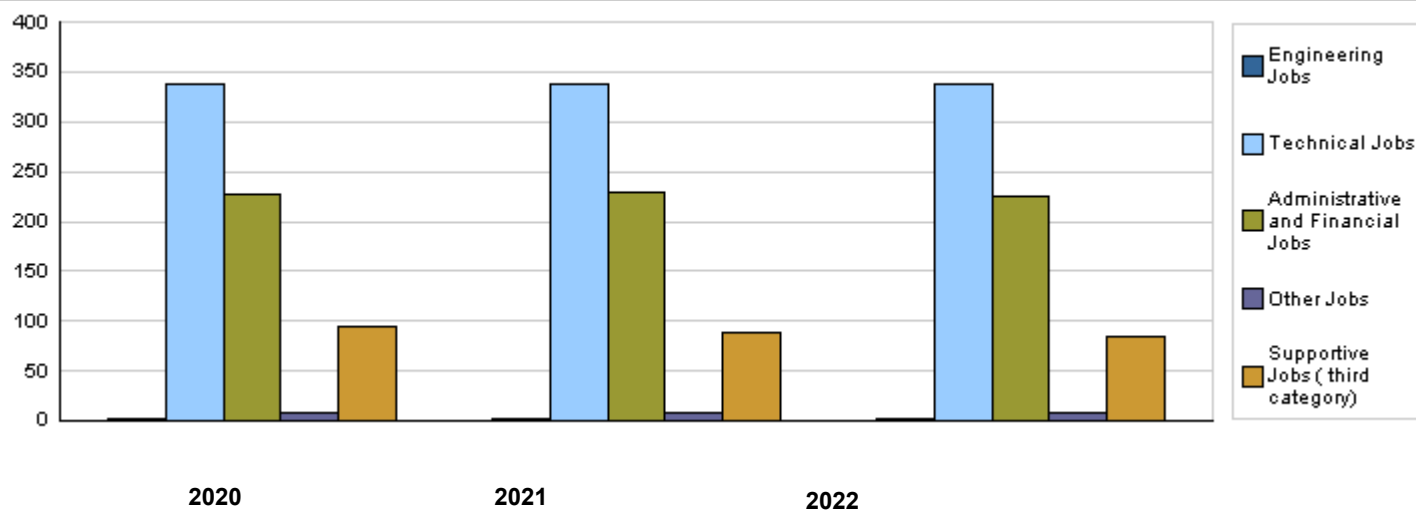
CHAPTER : 1301 Ministry of Foreign Affairs and Expatriates

Strategic Objectives and Performance Indicators of the Ministry / Department

Strategic Objective	Performance Indicator	Base year	Value	Actual Value	Target Value	Preliminary Self Evaluation	Target Value		
				2020	2021	2021	2022	2023	2024
1 - To develop the administrative and diplomatic human resources in the Ministry	1 Percentage of qualified employees in the Ministry	2019	95%	98%	98%	98%	99%	99%	99%
2 - To contribute to formulating and executing the Kingdom's foreign policy, and protecting the highest national rights and interests of the country and its people abroad	1 Number of the Jordanian diplomatic missions	2017	57	59	60	60	60	60	63
	2 Number of Jordanian honorary consulates	2017	62	62	68	62	70	70	70
	3 Number of diplomatic missions accredited to the Royal Court.	2017	145	145	160	145	160	160	160
	4 Number of honorary consulates accredited to the Royal Court	2017	62	60	66	60	66	66	66

Number of Staff of the Ministry / Department

Group	Job	2020			2021			Preliminary 2022		
		Male	Female	Total	Male	Female	Total	Male	Female	Total
Engineering Jobs		2	0	2	2	0	2	2	0	2
Technical Jobs	Follow up employees for embassies	4	1	5	4	1	5	4	1	5
	Diplomatic jobs	253	75	328	253	75	328	253	75	328
	Follow up employees for foreign agencies	2	1	3	2	1	3	2	1	3
	Local administration jobs	1	1	2	1	1	2	1	1	2
Administrative and Financial Jobs		158	70	228	159	70	229	158	68	226
Other Jobs		5	4	9	5	4	9	5	4	9
Supportive Jobs (third category)		77	18	95	71	18	89	67	18	85
Total		502	170	672	497	170	667	492	168	660
Total Cost of Salaries		26254793	8891065	35145858	26276919	8988081	35265000	27836764	9505236	37342000



Key Information of the Ministry / Department

No.	Description	2018	2019	2020	2021	2022
1	Number of Jordanian diplomatic missions abroad	58	59	59	60	60
2	Number of Jordanian honorary consulates abroad	62	62	62	62	70
3	Number of missions accredited to the Royal Court	144	145	145	145	160
4	Number of honorary consulates accredited to the Royal Court	60	60	60	60	66
5	Number of embassies connected with the center of the Ministry electronically	44	47	54	57	57

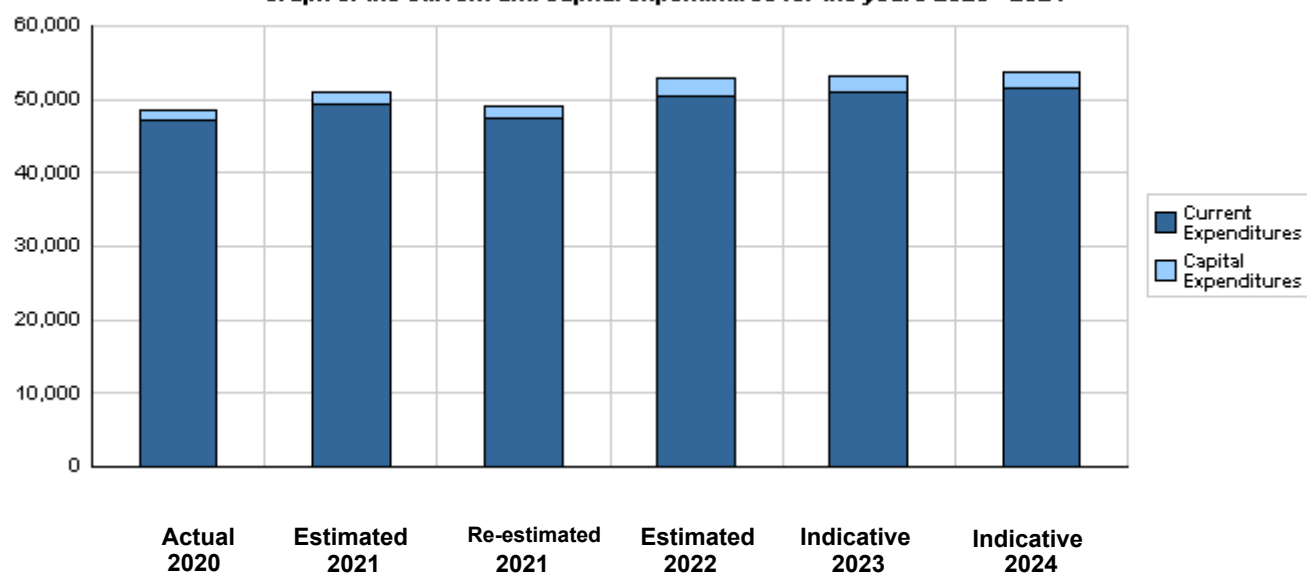
**Overall Summary of Expenditures for Chapter 1301- Ministry of Foreign Affairs and Expatriates
for the Years 2020 - 2024**

(In JDs)

Description		Actual 2020	Estimated 2021	Re-estimated 2021	Estimated 2022	Indicative		
						2023	2024	
Group	Current Expenditures							
2111	Salaries, Wages and Allowances	34,365,721	36,282,000	34,545,000	36,547,000	37,086,000	37,634,000	
2121	Social Security Contributions	780,137	750,000	720,000	795,000	807,000	819,000	
2211	Use of Goods and Services	12,049,121	12,152,000	12,150,000	13,035,000	13,060,000	13,080,000	
2821	Other Current Expenditures	109,697	125,000	120,000	125,000	125,000	125,000	
Total current expenditures		47,304,676	49,309,000	47,535,000	50,502,000	51,078,000	51,658,000	
		Capital Expenditures						
2211	Use of Goods and Services	587,535	795,000	670,000	744,000	710,000	710,000	
2822	Other Capital Expenditures	9,710	0	0	10,000	10,000	10,000	
3111	Buildings and Constructions	199,750	460,000	460,000	460,000	460,000	460,000	
3112	Devices, Machinery and Equipment	343,459	480,000	335,000	1,046,000	930,000	930,000	
3113	Other Fixed Assets	27,830	20,000	10,000	50,000	50,000	50,000	
Total capital expenditures		1,168,284	1,755,000	1,475,000	2,310,000	2,160,000	2,160,000	
Treasury		1,168,284	1,755,000	1,475,000	2,310,000	2,160,000	2,160,000	
Total current and capital expenditures		48,472,960	51,064,000	49,010,000	52,812,000	53,238,000	53,818,000	

(Thousands of JDs)

Graph of the current and capital expenditures for the years 2020 - 2024

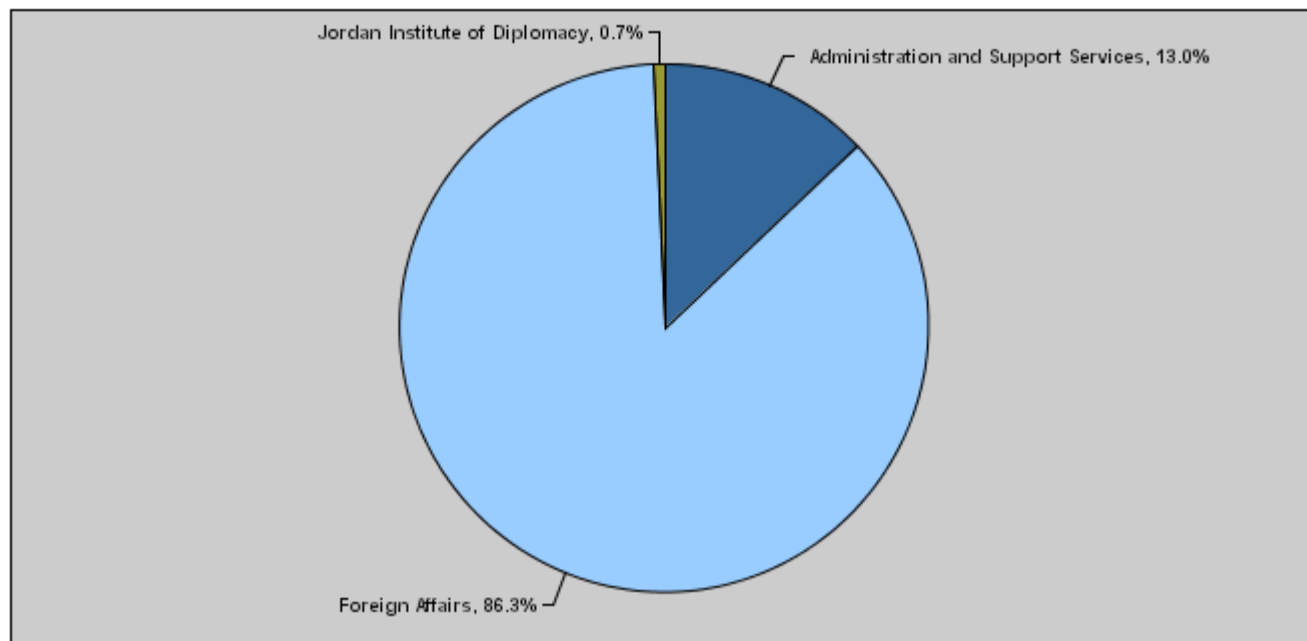


**Budget of Chapter 1301 - Ministry of Foreign Affairs and Expatriates
For the Year 2022 Distributed According to Program**

(In JDs)

Prog.	Description	Current Expenditures	Capital Expenditures	Total Expenditures
2001	Administration and Support Services	6,604,000	250,000	6,854,000
2005	Foreign Affairs	43,530,000	2,060,000	45,590,000
2010	Jordan Institute of Diplomacy	368,000	0	368,000
Total		50,502,000	2,310,000	52,812,000

Total Expenditures for the Year 2022 Distributed According to Programs



Estimated Allocations for Females distributed according to Programs for the Years 2020 - 2024

Program	2020	2021	2022	2023	2024
2001 Administration and Support Services	1629000	1734000	1851000	1881000	1910000
2005 Foreign Affairs	9699000	9782000	10486000	10555000	10658000
2010 Jordan Institute of Diplomacy	98000	122000	132000	137000	145000
Total	11426000	11638000	12469000	12573000	12713000

Budget Chapter 1301 - Ministry of Foreign Affairs and Expatriates Distributed According to the Program

2001	Administration and Support Services Program
-------------	--

Objective of the program :

Prepare work requirements through efforts, provide support in the regulatory, financial, technical and support services fields and develop the capacities of the staff working in the diplomatic corps or in the headquarters.

The strategic objective related to the program :

To develop the administrative and diplomatic human resources in the Ministry

Directorates associated with the program :

- 1- Administration of Financial Affairs.
- 2- Administration of Administrative Affairs.
- 3- Legal Affairs.
- 4- Internal Control Unit.
- 5- Computer and Information Unit.
- 6- Unit of Embassies Buildings & Supplies

Services provided by the program :

- 1- Provide the necessary administrative services in the various fields.
- 2- Organize the financial transactions of the Ministry and the embassies abroad.
- 3- Training and development of human resources.
- 4- Provide the technical support in the Ministry and connectivity with embassies.
- 5- Facilitate coordination process and exchange data internally and externally.

Staff working in the program :

The program is implemented through a functional staff in 2021 estimated with (317) staff, including (230) males and (87) females .

Key Performance Indicators for Program

	Performance Measurement Indicator	Base Year	Value	Actual value	Target Value	Preliminary Self Evaluation	Target Value		
				2020	2021		2021	2022	2023
				1	Number of embassies which are electronically connected with the Ministry's headquarters	2017	48	54	57
2	Number of employees participating in internal and external training courses	2017	190	200	240	240	250	250	250

Appropriations Of Administration and Support Services Program as Per Activities and Projects.

(In JDs)

Activities and Projects	Actual	Estimated	Re-estimated	Estimated	Indicative	
	2020	2021	2021	2022	2023	2024
Current Expenditures	5,856,674	6,341,000	6,172,500	6,604,000	6,717,000	6,825,000
601 Administrative and Support Services	5,856,674	6,341,000	6,172,500	6,604,000	6,717,000	6,825,000
Capital Expenditures	175,831	250,000	170,000	250,000	250,000	250,000
001 Sustaining and Operating the Ministry Services Project	175,831	250,000	170,000	250,000	250,000	250,000
Program / Treasury	175,831	250,000	170,000	250,000	250,000	250,000
Total Program	6,032,505	6,591,000	6,342,500	6,854,000	6,967,000	7,075,000

Budget Chapter 1301 - Ministry of Foreign Affairs and Expatriates Distributed According to the Program

2005	Foreign Affairs Program
Objective of the program :	
Contribute to implementing the foreign policy of the Kingdom and to protect the higher national rights and interests of the country and its nationals abroad.	
The strategic objective related to the program :	
To contribute to formulating and executing the Kingdom's foreign policy, and protecting the highest national rights and interests of the country and its people abroad	
Directorates associated with the program :	
1- International Affairs Department 2- Arab Affairs Department 3- European Partnership Unit	
Services provided by the program :	
1- Contact embassies and consulates abroad. 2- Contact embassies, consulates, and international organizations in Jordan. 3- Follow up the affairs of citizens abroad through the Jordanian embassies and consulates. 4- Provide information and reply to inquiries for any authority about its interests abroad through the Jordanian embassies and consulates.	
Staff working in the program :	
The program is implemented through a functional staff in 2021 estimated with (328) staff, including (253) males and (75) females .	

Key Performance Indicators for Program

Performance Measurement Indicator	Base Year	Value	Actual value	Target Value	Preliminary Self Evaluation	Target Value		
			2020	2021		2021	2022	2023
1 Number of conferences and symposiums held in the embassies	2017	25	40	30	30	45	50	55
2 Number of the international agreements signed with brotherly and friendly countries	2017	23	35	25	25	25	30	35
3 Number of international organizations accredited to Jordan	2017	44	45	46	46	48	48	50

Appropriations Of Foreign Affairs Program as Per Activities and Projects.

(In JDs)

Activities and Projects	Actual	Estimated	Re-estimated	Estimated	Indicative	
	2020	2021	2021	2022	2023	2024
Current Expenditures	41,176,607	42,568,000	41,023,500	43,530,000	43,980,000	44,430,000
601 Embassies	41,176,607	42,568,000	41,023,500	43,530,000	43,980,000	44,430,000
Capital Expenditures	992,453	1,505,000	1,305,000	2,060,000	1,910,000	1,910,000
001 Foreign Affairs Program Administration Project	792,703	895,000	695,000	1,600,000	1,450,000	1,450,000
003 Completing the maintenance of the Embassy's offices building/ Washington	0	150,000	150,000	0	0	0
013 Opening diplomatic missions	199,750	460,000	460,000	460,000	460,000	460,000
Program / Treasury	992,453	1,505,000	1,305,000	2,060,000	1,910,000	1,910,000
Total Program	42,169,060	44,073,000	42,328,500	45,590,000	45,890,000	46,340,000

Budget Chapter 1301 - Ministry of Foreign Affairs and Expatriates Distributed According to the Program

2010	Jordan Institute of Diplomacy Program
Objective of the program :	
The program aims to train the diplomatic staff and hold training programs to any agency upon request.	
The strategic objective related to the program :	
To develop the administrative and diplomatic human resources in the Ministry	
Directorates associated with the program :	
<ul style="list-style-type: none"> - Computer and Information Unit Training Directorate. - Coordination & Cooperation Directorate. - Computer and Information Unit 	
Services provided by the program :	
Provide training to the diplomatic staff.	
Provide specialized training to the requesting agencies.	
Hold workshops, seminars and researches to develop diplomatic work.	
Staff working in the program :	
The program is implemented through a functional staff in 2021 estimated with (22) staff, including (14) males and (8) females .	

Key Performance Indicators for Program

	Performance Measurement Indicator	Base Year	Value	Actual value	Target Value	Preliminary Self Evaluation	Target Value		
				2020	2021		2021	2022	2023
1	Number of training courses held for diplomats	2017	10	10	16	16	17	17	18
2	Number of implemented non-specialized activities (training programs, conferences, workshops etc...)	2017	9	10	15	15	16	16	17

Appropriations Of Jordan Institute of Diplomacy Program as Per Activities and Projects.

(In JDs)

Activities and Projects	Actual	Estimated	Re-estimated	Estimated	Indicative	
	2020	2021	2021	2022	2023	2024
Current Expenditures	271,395	400,000	339,000	368,000	381,000	403,000
601 Administrative and Support Services	271,395	400,000	339,000	368,000	381,000	403,000
Capital Expenditures	0	0	0	0	0	0
Program / Treasury	0	0	0	0	0	0
Total Program	271,395	400,000	339,000	368,000	381,000	403,000

Chapter : 1301 Ministry of Foreign Affairs and Expatriates

(In JDs)

Current Activities Appropriations According to Program								
Prog.	Activites		Actual	Estimated	Re-estimated	Estimated	Indicative	Indicative
			2020	2021	2021	2022	2023	2024
2001	601	Administrative and Support Services	5856674	6341000	6172500	6604000	6717000	6825000
		Total of Program	5856674	6341000	6172500	6604000	6717000	6825000
2010	601	Administrative and Support Services	271395	400000	339000	368000	381000	403000
		Total of Program	271395	400000	339000	368000	381000	403000
2005	601	Embassies	41176607	42568000	41023500	43530000	43980000	44430000
		Total of Program	41176607	42568000	41023500	43530000	43980000	44430000
		Total	47304676	49309000	47535000	50502000	51078000	51658000

Capital Projects Appropriations According to Program								
Prog.	Projects		Actual	Estimated	Re-estimated	Estimated	Indicative	Indicative
			2020	2021	2021	2022	2023	2024
2001	001	Sustaining and Operating the Ministry Services Project	175831	250000	170000	250000	250000	250000
		Total of Program	175831	250000	170000	250000	250000	250000
2005	001	Foreign Affairs Program Administration Project	792703	895000	695000	1600000	1450000	1450000
	003	Completing the maintenance of the Embassy's offices building/ Washington	0	150000	150000	0	0	0
	013	Opening diplomatic missions	199750	460000	460000	460000	460000	460000
		Total of Program	992453	1505000	1305000	2060000	1910000	1910000
		Total	1168284	1755000	1475000	2310000	2160000	2160000

Overall Summary of Current Expenditures for the Years 2020 - 2024

Chapter: 1301 Ministry of Foreign Affairs and Expatriates

(In JDs)

Group	Item	Description	Actual 2020	Estimated 2021	Re-estimated 2021	Estimated 2022	Indicative 2023	Indicative 2024
21		Compensations of Employees						
2111		Salaries, Wages and Allowances						
	101	Classified Employees	1959559	2060000	1910000	2090000	2086000	2082000
	102	Unclassified Employees	591066	675000	640000	695000	726000	748000
	103	Comprehensive Contract Employees	12534534	13200000	12840000	13445000	13547000	13650000
	105	Personal Cost of Living Allowance	599358	670000	630000	665000	691000	718000
	106	Family Cost of Living Allowance	70532	90000	68000	90000	95000	100000
	111	Additional Allowance	492417	657000	580000	630000	651000	674000
	112	Other Allowances	17092532	17798000	16790000	17820000	18137000	18465000
	113	Transportation Allowance	99853	115000	115000	125000	129000	134000
	114	Transport Allowance	308048	340000	295000	310000	343000	377000
	116	Employees' Bonuses	592039	600000	600000	600000	600000	600000
	120	Contract Employees	25783	77000	77000	77000	81000	86000
Total			34365721	36282000	34545000	36547000	37086000	37634000
2121		Social Security Contributions						
	301	Social Security	780137	750000	720000	795000	807000	819000
Total			780137	750000	720000	795000	807000	819000
22		Use of Goods and Services						
2211		Use of Goods and Services						
	201	Rents	6651108	7000000	7000000	7000000	7000000	7000000
	202	Telecommunications Services	513949	510000	510000	530000	530000	530000
	203	Water	201856	200000	200000	170000	170000	170000
	204	Electricity	784086	695000	695000	700000	720000	735000
	205	Fuels	411211	475000	475000	460000	464000	469000
	206	Maintenance of Machines, furniture and accessories	113782	95000	95000	105000	105000	105000
	207	Maintenance of vehicles, equipment and accessories	164288	140000	140000	170000	170000	170000
	208	Repair and maintenance of buildings and accessories	181183	145000	145000	170000	170000	170000
	209	Stationery, Publications and Office Supplies	174257	161000	161000	180000	180000	180000
	210	Substances and raw materials (medicines, clothes, food, films, etc..)	18578	15500	15000	25000	26000	26000
	211	Cleaning services and supplies including cleaning contracts	387874	330000	330000	365000	365000	365000
	212	Insurance	321070	265000	265000	310000	310000	310000
	213	Official Travel Missions	155859	161500	160000	350000	350000	350000
	214	Goods and services expenses	1970020	1959000	1959000	2500000	2500000	2500000
Total			12049121	12152000	12150000	13035000	13060000	13080000
28		Other Expenditures						
2821		Other Current Expenditures						
	303	Scientific scholarships and training courses	10965	25000	20000	25000	25000	25000
	305	Non-Employees' Bonuses	98732	100000	100000	100000	100000	100000
Total			109697	125000	120000	125000	125000	125000
Total of Chapter			47304676	49309000	47535000	50502000	51078000	51658000

Current Expenditures According to Program and Activities for the Years 2020 - 2024

Chapter : 1301 - Ministry of Foreign Affairs and Expatriates

(In JDs)

Program : 2001 - Administration and Support Services								
Activity : 601 - Administrative and Support Services								
Group	Item	Description	Actual 2020	Estimated 2021	Re-estimated 2021	Estimated 2022	Indicative 2023	Indicative 2024
21		Compensations of Employees						
2111		Salaries, Wages and Allowances						
	101	Classified Employees	491922	440000	440000	470000	468000	466000
	102	Unclassified Employees	553699	630000	600000	650000	680000	700000
	105	Personal Cost of Living Allowance	446743	500000	470000	500000	520000	540000
	106	Family Cost of Living Allowance	43498	45000	40000	55000	57000	59000
	111	Additional Allowance	470126	617000	550000	600000	620000	640000
	112	Other Allowances	726072	750000	740000	760000	775000	800000
	113	Transportation Allowance	99853	110000	110000	120000	123000	126000
	114	Transport Allowance	34744	35000	30000	35000	37000	39000
	116	Employees' Bonuses	592039	550000	550000	550000	550000	550000
	120	Contract Employees	25783	70000	70000	70000	73000	76000
		Total	3484479	3747000	3600000	3810000	3903000	3996000
2121		Social Security Contributions						
	301	Social Security	288357	330000	310000	380000	386000	392000
		Total	288357	330000	310000	380000	386000	392000
22		Use of Goods and Services						
2211		Use of Goods and Services						
	202	Telecommunications Services	119901	120000	120000	120000	120000	120000
	203	Water	24964	25000	25000	27000	27000	27000
	204	Electricity	199747	230000	230000	200000	210000	215000
	205	Fuels	78698	101000	101000	94000	97000	101000
	001	Heating	43048	50000	50000	49000	52000	55000
	002	Saloon vehicles	30730	31000	31000	30000	30000	31000
	003	Transport vehicles and heavy equipment	4920	20000	20000	15000	15000	15000
	206	Maintenance of Machines, furniture and accessories	22499	20000	20000	21000	21000	21000
	207	Maintenance of vehicles, equipment and accessories	24556	23000	23000	23000	23000	23000
	208	Repair and maintenance of buildings and accessories	29920	20000	20000	25000	25000	25000
	209	Stationery, Publications and Office Supplies	59898	70000	70000	80000	80000	80000
	210	Substances and raw materials (medicines, clothes, food, films, etc..)	10829	14000	13500	14000	15000	15000
	211	Cleaning services and supplies including cleaning contracts	109997	110000	110000	120000	120000	120000
	212	Insurance	21417	25000	25000	25000	25000	25000
	213	Official Travel Missions	67703	93000	92000	250000	250000	250000
	214	Goods and services expenses	1247102	1338000	1338000	1340000	1340000	1340000
	001	Events and hospitality	22870	15000	15000	15000	15000	15000
	006	Medical treatments	890238	850000	850000	900000	900000	900000
	008	Advertisements and subscriptions	1646	2000	2000	3000	3000	3000
	011	Negotiations coordination office	3159	4000	4000	2000	2000	2000
	013	Services, security and guarding contracts	139550	110000	110000	110000	110000	110000
	014	Shipment and clearance fees	61843	95000	95000	100000	100000	100000
	015	Transport and shipment wages	67350	207000	207000	150000	150000	150000
	121	Administrative expenses	60446	55000	55000	60000	60000	60000
		Total	2017231	2189000	2187500	2339000	2353000	2362000
28		Other Expenditures						
2821		Other Current Expenditures						
	303	Scientific scholarships and training courses	6765	15000	15000	15000	15000	15000
	305	Non-Employees' Bonuses	59842	60000	60000	60000	60000	60000
		Total	66607	75000	75000	75000	75000	75000
		Total of Activity	5856674	6341000	6172500	6604000	6717000	6825000
		Total of Program	5856674	6341000	6172500	6604000	6717000	6825000

Current Expenditures According to Program and Activities for the Years 2020 - 2024

Chapter : 1301 - Ministry of Foreign Affairs and Expatriates

(In JDs)

Program : 2005 - Foreign Affairs								
Activity : 601 - Embassies								
Group	Item	Description	Actual 2020	Estimated 2021	Re-estimated 2021	Estimated 2022	Indicative 2023	Indicative 2024
21		Compensations of Employees						
2111		Salaries, Wages and Allowances						
	101	Classified Employees	1467637	1620000	1470000	1620000	1618000	1616000
	103	Comprehensive Contract Employees	12499374	13150000	12800000	13400000	13500000	13600000
	105	Personal Cost of Living Allowance	131969	145000	135000	140000	145000	150000
	106	Family Cost of Living Allowance	22856	40000	23000	30000	32000	34000
	112	Other Allowances	16290649	16965000	16000000	17000000	17300000	17600000
	114	Transport Allowance	273304	300000	260000	270000	300000	330000
		Total	30685789	32220000	30688000	32460000	32895000	33330000
2121		Social Security Contributions						
	301	Social Security	462042	390000	380000	385000	390000	395000
		Total	462042	390000	380000	385000	390000	395000
22		Use of Goods and Services						
2211		Use of Goods and Services						
	201	Rents	6651108	7000000	7000000	7000000	7000000	7000000
	202	Telecommunications Services	391086	385000	385000	407000	407000	407000
	203	Water	171991	170000	170000	140000	140000	140000
	204	Electricity	566269	450000	450000	490000	500000	510000
	205	Fuels	332513	370000	370000	360000	360000	360000
	001	Heating	169123	180000	180000	180000	180000	180000
	002	Saloon vehicles	163390	190000	190000	180000	180000	180000
	206	Maintenance of Machines, furniture and accessories	89654	70000	70000	80000	80000	80000
	207	Maintenance of vehicles, equipment and accessories	137769	115000	115000	145000	145000	145000
	208	Repair and maintenance of buildings and accessories	148279	120000	120000	140000	140000	140000
	209	Stationery, Publications and Office Supplies	114359	90000	90000	95000	95000	95000
	210	Substances and raw materials (medicines, clothes, food, films, etc..)	7749	500	500	10000	10000	10000
	211	Cleaning services and supplies including cleaning contracts	273519	220000	220000	240000	240000	240000
	212	Insurance	299653	240000	240000	280000	280000	280000
	213	Official Travel Missions	87373	66500	66000	98000	98000	98000
	214	Goods and services expenses	717964	616000	616000	1155000	1155000	1155000
	001	Events and hospitality	18964	20000	20000	20000	20000	20000
	008	Advertisements and subscriptions	14492	10000	10000	15000	15000	15000
	010	Fees and Commissions	59001	40000	40000	400000	400000	400000
	012	Vehicles, instruments and machines rental allowance	125991	95000	95000	120000	120000	120000
	013	Services, security and guarding contracts	188322	180000	180000	200000	200000	200000
	014	Shipment and clearance fees	86653	65000	65000	80000	80000	80000
	015	Transport and shipment wages	109284	90000	90000	150000	150000	150000
	017	Sport tournaments, festivals and national celebrations expenditures	0	25000	25000	25000	25000	25000
	023	Translation expenditures	0	1000	1000	0	0	0
	121	Administrative expenses	115257	90000	90000	145000	145000	145000
		Total	9989286	9913000	9912500	10640000	10650000	10660000
28		Other Expenditures						
2821		Other Current Expenditures						
	303	Scientific scholarships and training courses	600	5000	3000	5000	5000	5000
	305	Non-Employees' Bonuses	38890	40000	40000	40000	40000	40000
		Total	39490	45000	43000	45000	45000	45000
		Total of Activity	41176607	42568000	41023500	43530000	43980000	44430000
		Total of Program	41176607	42568000	41023500	43530000	43980000	44430000

Current Expenditures According to Program and Activities for the Years 2020 - 2024

Chapter : 1301 - Ministry of Foreign Affairs and Expatriates

(In JDs)

Program : 2010 - Jordan Institute of Diplomacy								
Activity : 601 - Administrative and Support Services								
Group	Item	Description	Actual 2020	Estimated 2021	Re-estimated 2021	Estimated 2022	Indicative 2023	Indicative 2024
21		Compensations of Employees						
2111		Salaries, Wages and Allowances						
	102	Unclassified Employees	37367	45000	40000	45000	46000	48000
	103	Comprehensive Contract Employees	35160	50000	40000	45000	47000	50000
	105	Personal Cost of Living Allowance	20646	25000	25000	25000	26000	28000
	106	Family Cost of Living Allowance	4178	5000	5000	5000	6000	7000
	111	Additional Allowance	22291	40000	30000	30000	31000	34000
	112	Other Allowances	75811	83000	50000	60000	62000	65000
	113	Transportation Allowance	0	5000	5000	5000	6000	8000
	114	Transport Allowance	0	5000	5000	5000	6000	8000
	116	Employees' Bonuses	0	50000	50000	50000	50000	50000
	120	Contract Employees	0	7000	7000	7000	8000	10000
		Total	195453	315000	257000	277000	288000	308000
2121		Social Security Contributions						
	301	Social Security	29738	30000	30000	30000	31000	32000
		Total	29738	30000	30000	30000	31000	32000
22		Use of Goods and Services						
2211		Use of Goods and Services						
	202	Telecommunications Services	2962	5000	5000	3000	3000	3000
	203	Water	4901	5000	5000	3000	3000	3000
	204	Electricity	18070	15000	15000	10000	10000	10000
	205	Fuels	0	4000	4000	6000	7000	8000
	001	Heating	0	2000	2000	3000	4000	5000
	002	Saloon vehicles	0	2000	2000	3000	3000	3000
	206	Maintenance of Machines, furniture and accessories	1629	5000	5000	4000	4000	4000
	207	Maintenance of vehicles, equipment and accessories	1963	2000	2000	2000	2000	2000
	208	Repair and maintenance of buildings and accessories	2984	5000	5000	5000	5000	5000
	209	Stationery, Publications and Office Supplies	0	1000	1000	5000	5000	5000
	210	Substances and raw materials (medicines, clothes, food, films, etc..)	0	1000	1000	1000	1000	1000
	211	Cleaning services and supplies including cleaning contracts	4358	0	0	5000	5000	5000
	212	Insurance	0	0	0	5000	5000	5000
	213	Official Travel Missions	783	2000	2000	2000	2000	2000
	214	Goods and services expenses	4954	5000	5000	5000	5000	5000
	121	Administrative expenses	4954	5000	5000	5000	5000	5000
		Total	42604	50000	50000	56000	57000	58000
28		Other Expenditures						
2821		Other Current Expenditures						
	303	Scientific scholarships and training courses	3600	5000	2000	5000	5000	5000
		Total	3600	5000	2000	5000	5000	5000
		Total of Activity	271395	400000	339000	368000	381000	403000
		Total of Program	271395	400000	339000	368000	381000	403000
		Total of Chapter	47304676	49309000	47535000	50502000	51078000	51658000

Overall Summary of Capital Expenditures for the Years 2020 - 2024

Chapter : 1301 Ministry of Foreign Affairs and Expatriates

(In JDs)

Group	Item	Description	Actual 2020	Estimated 2021	Re-estimated 2021	Estimated 2022	Indicative 2023	Indicative 2024
		Expenditures						
22		Use of Goods and Services						
2211		Use of Goods and Services						
	510	Buildings and facilities repair and maintenance	350178	545000	470000	510000	510000	510000
	512	Operating and Sustaining Expenditures	237357	250000	200000	234000	200000	200000
		Total	587535	795000	670000	744000	710000	710000
28		Other Expenditures						
2822		Other Capital Expenditures						
	504	Studies, Research and Consultations	9710	0	0	10000	10000	10000
		Total	9710	0	0	10000	10000	10000
		Fixed Assets						
31		Non-financial Assets						
3111		Buildings and Constructions						
	508	Works and Constructions	199750	460000	460000	460000	460000	460000
		Total	199750	460000	460000	460000	460000	460000
3112		Devices, Machinery and Equipment						
	505	Equipment, Machines and Devices	343459	460000	315000	896000	780000	780000
	506	Vehicles and Equipment	0	20000	20000	150000	150000	150000
		Total	343459	480000	335000	1046000	930000	930000
3113		Other Fixed Assets						
	511	Equipping and furnishing	27830	20000	10000	50000	50000	50000
		Total	27830	20000	10000	50000	50000	50000
		Total of Chapter	1168284	1755000	1475000	2310000	2160000	2160000

Capital Expenditures According to Program and Projects for the Years 2020 - 2024

Chapter : 1301 Ministry of Foreign Affairs and Expatriates

(In JDs)

Program 2001 Administration and Support Services								
Project 001 Sustaining and Operating the Ministry Services Project								
Fund Source 102001 Capital (Treasury)								
Group	item	Description	Actual 2020	Estimated 2021	Re-estimated 2021	Estimated 2022	Indicative 2023	Indicative 2024
22		Use of Goods and Services						
2211		Use of Goods and Services						
	510	Buildings and facilities repair and maintenance						
	008	Buildings and facilities maintenance	38397	80000	50000	60000	60000	60000
	009	Buildings repair and renovation	24912	20000	5000	0	0	0
		Total of Item	63309	100000	55000	60000	60000	60000
31		Non-financial Assets						
3112		Devices, Machinery and Equipment						
	505	Equipment, Machines and Devices						
	001	Computers and accessories	68934	70000	50000	75000	75000	75000
	006	Public safety devices and equipment	28588	30000	15000	15000	15000	15000
	048	Passports printers	15000	50000	50000	100000	100000	100000
		Total of Item	112522	150000	115000	190000	190000	190000
		Total of Project / Treasury	175831	250000	170000	250000	250000	250000
		Total of Program	175831	250000	170000	250000	250000	250000

Capital Expenditures According to Program and Projects for the Years 2020 - 2024

Chapter : 1301 Ministry of Foreign Affairs and Expatriates

(In JDs)

Program 2005 Foreign Affairs								
Project		001 Foreign Affairs Program Administration Project						
Fund Source		102001 Capital (Treasury)						
Group	Item	Description	Actual 2020	Estimated 2021	Re-estimated 2021	Estimated 2022	Indicative 2023	Indicative 2024
22		Use of Goods and Services						
2211		Use of Goods and Services						
	510	Buildings and facilities repair and maintenance						
	008	Buildings and facilities maintenance	286869	295000	265000	450000	450000	450000
		Total of Item	286869	295000	265000	450000	450000	450000
	512	Operating and Sustaining Expenditures						
	013	Services contracts	237357	250000	200000	234000	200000	200000
		Total of Item	237357	250000	200000	234000	200000	200000
28		Other Expenditures						
2822		Other Capital Expenditures						
	504	Studies, Research and Consultations						
	015	Studies, consultations and engineering diagrams	9710	0	0	10000	10000	10000
		Total of Item	9710	0	0	10000	10000	10000
31		Non-financial Assets						
3112		Devices, Machinery and Equipment						
	505	Equipment, Machines and Devices						
	001	Computers and accessories	75753	80000	70000	110000	100000	100000
	003	Office supplies and equipment	11924	30000	15000	15000	15000	15000
	006	Public safety devices and equipment	49978	50000	45000	90000	90000	90000
	012	Air Conditioners	13814	50000	20000	100000	50000	50000
	019	Communications devices	79468	100000	50000	391000	335000	335000
		Total of Item	230937	310000	200000	706000	590000	590000
	506	Vehicles and Equipment						
	001	Saloon cars	0	20000	20000	150000	150000	150000
		Total of Item	0	20000	20000	150000	150000	150000
3113		Other Fixed Assets						
	511	Equipping and furnishing						
	006	Furnishing and equipping the buildings and facilities	27830	20000	10000	50000	50000	50000
		Total of Item	27830	20000	10000	50000	50000	50000
		Total of Project / Treasury	792703	895000	695000	1600000	1450000	1450000
Project		003 Completing the maintenance of the Embassy's offices building/ Washington						
Fund Source		102001 Capital (Treasury)						
Group	Item	Description	Actual 2020	Estimated 2021	Re-estimated 2021	Estimated 2022	Indicative 2023	Indicative 2024
22		Use of Goods and Services						
2211		Use of Goods and Services						
	510	Buildings and facilities repair and maintenance						
	009	Buildings repair and renovation	0	150000	150000	0	0	0
		Total of Item	0	150000	150000	0	0	0
		Total of Project / Treasury	0	150000	150000	0	0	0
Project		013 Opening diplomatic missions						
Fund Source		102001 Capital (Treasury)						
Group	Item	Description	Actual 2020	Estimated 2021	Re-estimated 2021	Estimated 2022	Indicative 2023	Indicative 2024
31		Non-financial Assets						
3111		Buildings and Constructions						
	508	Works and Constructions						
	013	Construction of buildings	199750	460000	460000	460000	460000	460000
		Total of Item	199750	460000	460000	460000	460000	460000
		Total of Project / Treasury	199750	460000	460000	460000	460000	460000
		Total of Program	992453	1505000	1305000	2060000	1910000	1910000
		Total of Chapter	1168284	1755000	1475000	2310000	2160000	2160000