

Chapter : 1201 Supreme Judge Department

Creation: The origins of sharia judiciary refer to the complementarity of the Islamic approach that addressed all aspects of life, including the statement of the rights and duties of individuals and groups, and the mechanism for requiring and fulfilling these rights, then judiciary was in accordance with the Islamic Sharia from the era of Holy Prophet (Mohammad), may Allah Bless Him and Grant Him Peace, and work in the Sharia judiciary has continued according to the rules and provisions of Islamic Sharia to the present day. Since Abdullah I bin Al-Husseïn founded the state of Jordan on April 11, 1921, he formed a civil government in which he assigned the task of the supreme judge to AL- Sheikh Muhammad Al-Khader Al-Shanqeeti, where work continued in the seven Sharia courts that were in the East Bank of Jordan since the Ottoman era - which is in fact an extension of the Sharia judiciary - which were the Sharia courts in Amman, Ma'an, Irbid, Karak, Salt, Jerash, and Tafileh, and as a result of the development that the field of Sharia judiciary witnessed over these years under the Hashemite era, who gave the first step towards the sharia judiciary all the care and attention. The number of Sharia courts in the Hashemite Kingdom of Jordan and Jerusalem reached seventy-three, including four courts of appeal in each of Jerusalem, Amman, Irbid and Ma'an. The Sharia judge at the beginning of the state formation dealt at all rights and penal issues, then the regular judiciary was separated from the Sharia judiciary, magistrates and first instance courts were assigned to it affiliated to the Ministry of Justice, and the Sharia judiciary was restricted to deal with personal status, and courts were assigned to it under the Supreme Judge Department, and it managed supervising the Awqaf administration in the Kingdom until the beginning of year 1968 . Wherein separated from it, and a ministry was created in name of the Ministry of Awqaf. The Supreme Judge Department supervises the two Sharia courts of first instance and appellate in Jerusalem, as they follow the Jordanian Sharia judiciary in everything related to them.

Vision : Pioneering in the work of the Supreme Judge Department and Sharia' courts.

Mission: Achieving justice in the community, preserving the rights of women and children, protecting the family and disseminating the Sharia and legal culture.

Legal Framework : Sharia Courts Formation Law No.(19) of 1972 and amendments thereto, and Supreme Judge Department's Administrative Organization bylaw No. (18) of 1993 and amendments thereto.

Tasks of the Ministry / Department:

- Administrative supervision on Sharia courts to secure the course of justice in accordance with the standing Sharia and legal rules.
- Secure the courts' needs of material and human resources in order to achieve their objectives of maintaining the course of justice.
- Supervise taking care of the orphans affairs and the incapacitated.
- Audit records and tables sent to the Department by the Sharia courts.
- Collect and audit the statistics related to work of the Sharia courts and submit the required reports in this regard to H.E.the Prime Minister.
- Prepare and qualify the Department's staff.
- Supervise the lawyers affairs, grant certificates to practice the profession and investigate the complaints related to them.
- Supervise the affairs of Sharia marriage authorized officials (Ma'athoun).

Ministry/Department Contribution to the Achievement of the National Objectives:

- Enhance the independence and fairness of the judiciary system, continue to activate its role in safeguarding the rights, protecting the families and entrenching social security.

Major Issues and Challenges which face the Ministry / Department:

- The leased buildings are inadequate and insufficient for the functions of Sharia courts.
- Insufficient trained human resources at the various administrative and technical levels.
- Generally inadequate infrastructure, and especially the technical ones for the functions of the courts and business development plans therein.
- Insufficient financial allocations required to execute the Department's projects, programs and plans.

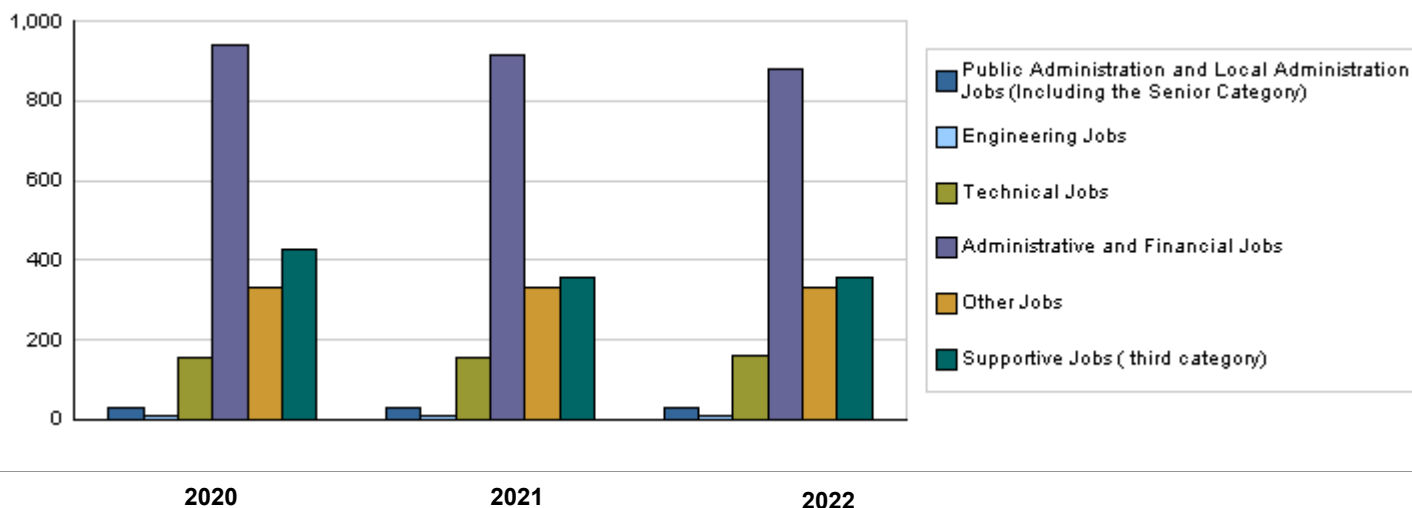
CHAPTER : 1201 Supreme Judge Department

Strategic Objectives and Performance Indicators of the Ministry / Department

Strategic Objective	Performance Indicator	Base year	Value	Actual Value	Target Value	Preliminary Self Evaluation	Target Value		
				2020	2021		2021	2022	2023
1 - To enhance the environment of creativity and excellence.	1 Accumulative percentage of the Sharia courts that apply the family card in the executive cases (ATM card).	2019	%55	%67	%75	%70	%80	%90	%100
	2 Accumulative percentage of the Sharia courts that apply online payments services.	2019	%32	%40	%55	%50	%60	%70	%80
	3 Percentage of employees who received training of total employees	2019	%30	%25	%35	%30	%40	%45	%50
2 - To enhance trust in the Sharia Judicial System.	1 Percentage of the completion in cases	2019	%97.5	%98	%99	%98	%99	%99	%99
	2 Degree of satisfaction of customer in Sharia courts.	2019	%82	%77	%85	%80	%86	%87	%88
3 - To enhance the effectiveness and efficiency of performance.	1 Reduction of litigation period / day.	2019	125	118	110	116	110	105	100
	2 Percentage of Sharia courts which are electronically connected to the Department.	2019	%87	%90	%95	%92	%96	%98	%100
	3 Number of training programs executed through the Sharia Judicial Institute.	2019	40	25	42	32	44	46	48

Number of Staff of the Ministry / Department

Group	Job	2020			2021			Preliminary 2022		
		Male	Female	Total	Male	Female	Total	Male	Female	Total
Public Administration and Local Administration Jobs (Including the Senior Category)	Chief Justice	1	0	1	1	0	1	1	0	1
	Sharia Courts Director	1	0	1	1	0	1	1	0	1
	Sharia Prosecutor General	1	0	1	1	0	1	1	0	1
	Inspection Director	1	0	1	1	0	1	1	0	1
	Member of Higher Court	10	0	10	10	0	10	10	0	10
	President of Higher Court	1	0	1	1	0	1	1	0	1
	Office Technical Manager	1	0	1	1	0	1	1	0	1
	President of Court of Appeal	4	0	4	4	0	4	4	0	4
	Deputy President of Court of Appeal	8	0	8	8	0	8	8	0	8
Engineering Jobs	Engineering jobs	8	0	8	9	0	9	9	0	9
Technical Jobs	Technical jobs	155	0	155	156	0	156	160	0	160
Administrative and Financial Jobs	Administrative and financial jobs	939	0	939	917	0	917	878	0	878
Other Jobs	Judges	334	0	334	334	0	334	334	0	334
Supportive Jobs (third category)	Support jobs (third category)	425	0	425	358	0	358	358	0	358
Total		1889	0	1889	1802	0	1802	1767	0	1767
Total Cost of Salaries		15390300	0	15390300	16522000	0	16522000	18777000	0	18777000



Key Information of the Ministry / Department

No.	Description	base year	Value	Primary 2021	Estimated 2022													Total
					Irbid	Mafraq	Jarsh	Ajloun	Amman	Balqa'	Zaraq'	Madaba	Karak	Ma'an	Tafila	Aqaba		
1	Number of considered cases	2020	122904	135531	27448	6457	3150	2359	61235	6800	17750	2239	4079	2089	1304	2274	137184	
2	Number of executive settled cases	2020	176746	194860	43310	8385	5884	5861	73307	9741	38840	5925	6740	2106	4558	2979	207636	
3	Number of marriage contracts	2020	67389	71120	13622	5104	2417	1700	26720	4190	10130	2277	2424	1400	942	1394	72320	
4	Number of divorce cases	2020	17144	19822	2965	1117	475	345	6584	1262	3063	600	590	455	273	615	18344	
5	Number of Khula cases considered	2020	340	500	50	15	10	12	191	40	30	5	2	18	2	15	390	
6	The Department's revenues (thousand JDs)	2020	14220	16110	2500	1000	400	130	9000	1400	2100	300	350	200	95	200	17675	
7	Number of Sharia' courts	2020	73	73	13	8	1	2	17	7	7	2	5	6	3	2	73	
8	Number of rehabilitation and family guidance centers	2020	21	24	3	2	1	1	7	4	4	1	1	1	1	1	27	
9	Number of staff who received training	2020	200	425	65	20	15	15	180	40	60	15	55	25	25	20	535	

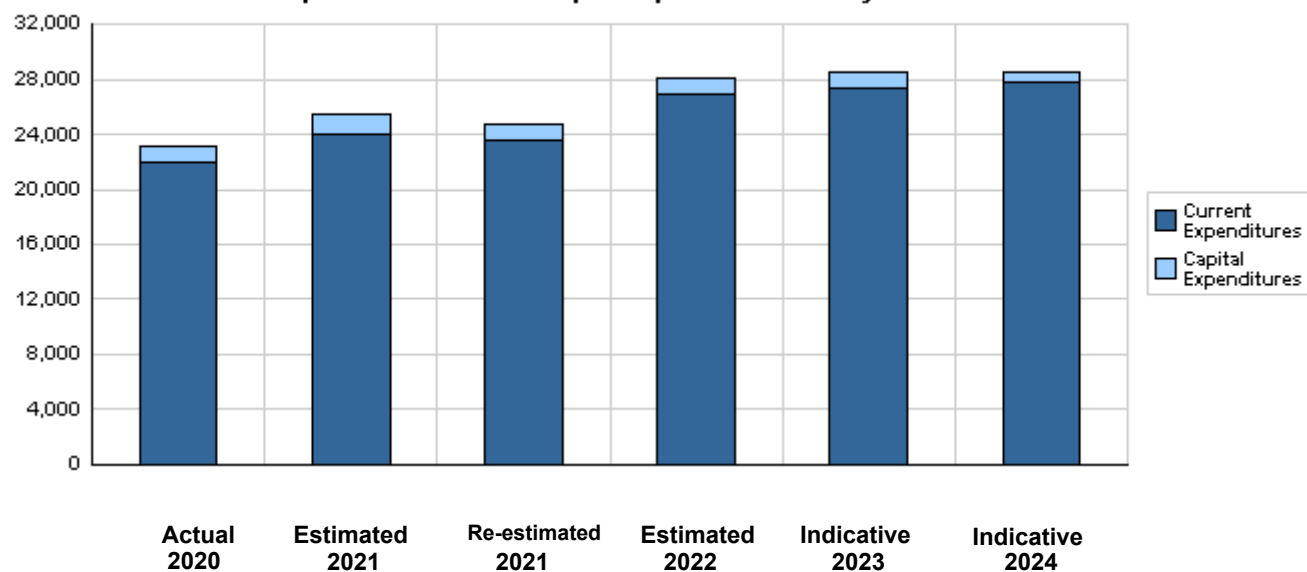
**Overall Summary of Expenditures for Chapter 1201- Supreme Judge Department
for the Years 2020 - 2024**

(In JDs)

Description		Actual 2020	Estimated 2021	Re-estimated 2021	Estimated 2022	Indicative 2023 2024	
Group	Current Expenditures						
2111	Salaries, Wages and Allowances	14,265,300	15,871,000	15,422,000	17,477,000	17,779,000	18,088,000
2121	Social Security Contributions	1,125,000	1,100,000	1,100,000	1,300,000	1,326,000	1,353,000
2211	Use of Goods and Services	1,415,762	1,609,000	1,604,000	1,771,000	1,821,000	1,831,000
2511	Subsidies to Public Corporations	5,075,000	4,835,000	4,835,000	5,635,000	5,785,000	5,785,000
2821	Other Current Expenditures	47,464	620,000	620,000	660,000	670,000	670,000
Total current expenditures		21,928,526	24,035,000	23,581,000	26,843,000	27,381,000	27,727,000
Capital Expenditures							
2211	Use of Goods and Services	724,101	238,000	208,000	335,000	275,000	225,000
2822	Other Capital Expenditures	0	100,000	0	20,000	0	0
3111	Buildings and Constructions	390,476	967,000	867,000	700,000	650,000	375,000
3112	Devices, Machinery and Equipment	75,247	90,000	60,000	158,000	113,000	113,000
3122	Inventories	40,000	68,000	38,000	82,000	62,000	62,000
Total capital expenditures		1,229,824	1,463,000	1,173,000	1,295,000	1,100,000	775,000
Treasury		1,229,824	1,463,000	1,173,000	1,295,000	1,100,000	775,000
Total current and capital expenditures		23,158,350	25,498,000	24,754,000	28,138,000	28,481,000	28,502,000

(Thousands of JDs)

Graph of the current and capital expenditures for the years 2020 - 2024

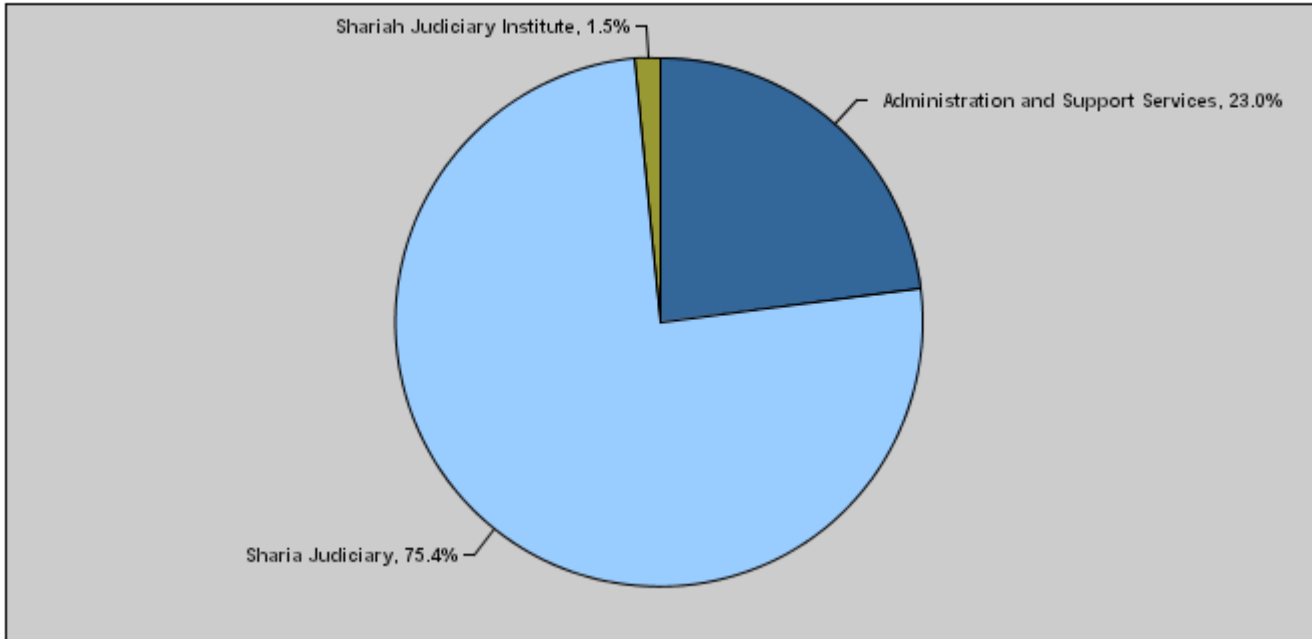


**Budget of Chapter 1201 - Supreme Judge Department
For the Year 2022 Distributed According to Program**

(In JDs)

Prog.	Description	Current Expenditures	Capital Expenditures	Total Expenditures
1901	Administration and Support Services	6,233,000	250,000	6,483,000
1905	Sharia Judiciary	20,177,000	1,045,000	21,222,000
1910	Shariah Judiciary Institute	433,000	0	433,000
Total		26,843,000	1,295,000	28,138,000

Total Expenditures for the Year 2022 Distributed According to Programs



Estimated Allocations for Females distributed according to Programs for the Years 2020 - 2024

Program	2020	2021	2022	2023	2024
1901 Administration and Support Services	2086000	2564000	2943000	2984000	3010000
1905 Sharia Judiciary	6276000	6717000	7575000	7690000	7824000
1910 Shariah Judiciary Institute	175000	203000	204000	206000	209000
Total	8537000	9484000	10722000	10880000	11043000

Estimated Allocations For Child distributed according to Programs for the Years 2020 - 2024

Program	2020	2021	2022	2023	2024
1905 Sharia Judiciary	1016000	928000	1210000	1210000	1210000
Total	1016000	928000	1210000	1210000	1210000

Budget Chapter 1201 - Supreme Judge Department Distributed According to the Program

1901	Administration and Support Services Program
-------------	--

Objective of the program :

This program serves all the Department's programs through the development and updating of the legislations on all levels, provide the required financial support to execute the activities and prepare the strategic and executive plans for all the directorates and sections of the Department to achieve its objectives.

The strategic objective related to the program :

- To enhance the environment of creativity and excellence.

Directorates associated with the program :

- 1- Administrative Affairs Directorate
- 2- Judges Affairs Directorate
- 3- Legal Affairs Directorate
- 4- Financial Affairs Directorate
- 5- Information Technology and Studies Directorate
- 6- Internal Control Unit
- 7- Human Resources and Institutional Development Directorate

Services provided by the program :

Provide the appropriate infrastructure for employees
 Regulate all administrative and financial affairs for the department and related financial data
 Prepare the staff's training plan

Staff working in the program :

The program is implemented through a functional staff in 2021 estimated with (563) staff, including (563) males and (0) females .

Key Performance Indicators for Program

Performance Measurement Indicator	Base Year	Value	Actual value	Target Value	Preliminary Self Evaluation	Target Value			
			2020	2021		2021	2022	2023	2024
			1	2019		55%	67%	75%	70%
2	2019	30%	25%	35%	30%	40%	45%	50%	
3	2019	32%	40%	55%	50%	60%	70%	80%	
4	2019	87%	90%	95%	92%	96%	98%	100%	

Appropriations Of Administration and Support Services Program as Per Activities and Projects.

(In JDs)

Activities and Projects	Actual	Estimated	Re-estimated	Estimated	Indicative	
	2020	2021	2021	2022	2023	2024
Current Expenditures	4,440,527	5,536,000	5,454,000	6,233,000	6,351,000	6,406,000
601 Administrative and Support Services	4,440,527	5,536,000	5,454,000	6,233,000	6,351,000	6,406,000
Capital Expenditures	124,994	166,000	136,000	250,000	200,000	150,000
004 Computerizing Sharia courts/ Department Headquarters	124,994	166,000	136,000	250,000	200,000	150,000
Program / Treasury	124,994	166,000	136,000	250,000	200,000	150,000
Total Program	4,565,521	5,702,000	5,590,000	6,483,000	6,551,000	6,556,000

Budget Chapter 1201 - Supreme Judge Department Distributed According to the Program

1905	Sharia Judiciary Program
Objective of the program :	
The program aims to enhance the independence of the Sharia Judiciary and rule of law and improve Jordan's rank in the international indicators in the field of judiciary in line with the best international standards and practices.	
The strategic objective related to the program :	
- Enhance the trust in the Sharia judiciary system.	
Directorates associated with the program :	
1- Judicial Inspection Directorate 2- International Cooperation and Human Rights Directorate 3- Estates, Minors and Receivership Affairs Directorate 4- Family Reconciliation Directorate 5- Internal Control Unit	
Services provided by the program :	
Settle disputes, document rights, divide inheritance among the heirs and control them, and implement the sharia executive documents according to regulating legislations of Sharia Courts works.	
Staff working in the program :	
The program is implemented through a functional staff in 2021 estimated with (1209) staff, including (1209) males and (0) females .	

Key Performance Indicators for Program

	Performance Measurement Indicator	Base Year	Value	Actual value	Target Value	Preliminary Self Evaluation	Target Value		
				2020	2021	2021	2022	2023	2024
1	Percentage of settlement of cases.	2019	97.5%	98%	99%	98%	99%	99%	99%
2	Degree of the service recipients satisfaction at the Sharia courts.	2019	82%	77%	85%	80%	86%	87%	88%
3	Reduce the litigation period / day	2019	125	118	110	116	110	105	100

Appropriations Of Sharia Judiciary Program as Per Activities and Projects.

(In JDs)

Activities and Projects	Actual	Estimated	Re-estimated	Estimated	Indicative	
	2020	2021	2021	2022	2023	2024
Current Expenditures	17,115,858	18,068,000	17,696,000	20,177,000	20,591,000	20,876,000
601 Sharia Litigation	12,040,858	12,713,000	12,341,000	13,992,000	14,256,000	14,541,000
602 Unified Fund (Jerusalem Sharia Courts)	325,000	335,000	335,000	335,000	335,000	335,000
603 Alimony Credit Fund	1,400,000	1,200,000	1,200,000	1,600,000	1,650,000	1,650,000
604 Social Solidarity Fund for Sharia Judges and Judges aides	3,350,000	3,300,000	3,300,000	3,700,000	3,800,000	3,800,000
605 Family reform and reconciliation	0	520,000	520,000	550,000	550,000	550,000
Capital Expenditures	1,084,966	1,297,000	1,037,000	1,045,000	900,000	625,000
001 Sharia Judiciary Program Administration Project	254,569	230,000	170,000	325,000	250,000	250,000
004 Family reform and guidance	439,921	0	0	0	0	0
014 Establishing Sharia house of justice /Aqaba	299,908	267,000	267,000	0	0	0
701 Establish Sharia Justice Palace in Karak governorate	90,568	700,000	600,000	700,000	300,000	0
704 Establishing Sharia courts in Ma'an Governorate	0	0	0	0	200,000	175,000
705 Conducting a study to build a House of Justice for Sharia Courts / Irbid Governorate	0	100,000	0	0	0	0
706 Establishing palace of justice in Tafila Governorate	0	0	0	20,000	150,000	200,000
Program / Treasury	1,084,966	1,297,000	1,037,000	1,045,000	900,000	625,000
Total Program	18,200,824	19,365,000	18,733,000	21,222,000	21,491,000	21,501,000

Budget Chapter 1201 - Supreme Judge Department Distributed According to the Program

1910	Shariah Judiciary Institute Program
Objective of the program :	
<ul style="list-style-type: none"> - The program aims to prepare and qualify department staff to assume judicial jobs. - To rehabilitate and train personnel in Sharia Judiciary and enhance their efficiency. 	
The strategic objective related to the program :	
<ul style="list-style-type: none"> - To enhance the effectiveness and efficiency of performance. 	
Directorates associated with the program :	
<ul style="list-style-type: none"> 1- Judges Affairs Directorate 2- IT and Studies Directorate 3- Financial Affairs Directorate 4- Human Resources and Institutional Development Directorate 	
Services provided by the program :	
<ul style="list-style-type: none"> - Provide a non-academic qualifying program and grant the Institute diploma for who passes it successfully and conduct qualifying programs specialized in the sharia judiciary. 	
Staff working in the program :	
<p>The program is implemented through a functional staff in 2021 estimated with (30) staff, including (30) males and (0) females .</p>	

Key Performance Indicators for Program

Performance Measurement Indicator	Base Year	Value	Actual value	Target Value	Preliminary Self Evaluation	Target Value		
			2020	2021		2021	2022	2023
1 Number of training programs executed through the Sharia Judicial Institute.	2019	40	25	42	32	44	46	48

Appropriations Of Shariah Judiciary Institute Program as Per Activities and Projects.

(In JDs)

Activities and Projects	Actual	Estimated	Re-estimated	Estimated	Indicative	
	2020	2021	2021	2022	2023	2024
Current Expenditures	372,141	431,000	431,000	433,000	439,000	445,000
601 Shari'a Judiciary Institute Program Administration	372,141	431,000	431,000	433,000	439,000	445,000
Capital Expenditures	19,864	0	0	0	0	0
001 Sustaining Shariah Judicial Institute Project	19,864	0	0	0	0	0
Program / Treasury	19,864	0	0	0	0	0
Total Program	392,005	431,000	431,000	433,000	439,000	445,000

Capital Expenditures Distributed According to Governorates

Chapter : 1201 Supreme Judge Department

(In JDs)

Governorate		Estimated 2022	Indicative 2023	Indicative 2024
21	Irbid Governorate	0	0	0
22	Mafraq Governorate	0	0	0
23	Jerash Governorate	0	0	0
24	Ajloun Governorate	0	0	0
31	The Capital Governorate	0	0	0
32	Balqa' Governorate	0	0	0
33	Zarqa Governorate	0	0	0
34	Ma'daba Governorate	0	0	0
41	Karak Governorate	700,000	300,000	0
42	Ma'an Governorate	0	200,000	175,000
43	Tafileh Governorate	20,000	150,000	200,000
44	Aqaba Governorate	0	0	0
Total		720,000	650,000	375,000

Chapter : 1201 Supreme Judge Department

(In JDs)

Current Activities Appropriations According to Program								
Prog.	Activites		Actual	Estimated	Re-estimated	Estimated	Indicative	Indicative
			2020	2021	2021	2022	2023	2024
1901	601	Administrative and Support Services	4440527	5536000	5454000	6233000	6351000	6406000
		Total of Program	4440527	5536000	5454000	6233000	6351000	6406000
1905	601	Sharia Litigation	12040858	12713000	12341000	13992000	14256000	14541000
	602	Unified Fund (Jerusalem Sharia Courts)	325000	335000	335000	335000	335000	335000
	603	Alimony Credit Fund	1400000	1200000	1200000	1600000	1650000	1650000
	604	Social Solidarity Fund for Sharia Judges and Judges aides	3350000	3300000	3300000	3700000	3800000	3800000
	605	Family reform and reconciliation	0	520000	520000	550000	550000	550000
			Total of Program	17115858	18068000	17696000	20177000	20591000
1910	601	Shari'a Judiciary Institute Program Administration	372141	431000	431000	433000	439000	445000
		Total of Program	372141	431000	431000	433000	439000	445000
		Total	21928526	24035000	23581000	26843000	27381000	27727000

Capital Projects Appropriations According to Program								
Prog.	Projects		Actual	Estimated	Re-estimated	Estimated	Indicative	Indicative
			2020	2021	2021	2022	2023	2024
1901	004	Computerizing Sharia courts/ Department Headquarters	124994	166000	136000	250000	200000	150000
		Total of Program	124994	166000	136000	250000	200000	150000
1905	001	Sharia Judiciary Program Administration Project	254569	230000	170000	325000	250000	250000
	004	Family reform and guidance	439921	0	0	0	0	0
	014	Establishing Sharia house of justice /Aqaba	299908	267000	267000	0	0	0
	701	Establish Sharia Justice Palace in Karak governorate	90568	700000	600000	700000	300000	0
	704	Establishing Sharia courts in Ma'an Governorate	0	0	0	0	200000	175000
	705	Conducting a study to build a House of Justice for Sharia Courts / Irbid Governorate	0	100000	0	0	0	0
	706	Establishing palace of justice in Tafila Governorate	0	0	0	20000	150000	200000
		Total of Program	1084966	1297000	1037000	1045000	900000	625000
1910	001	Sustaining Shariah Judicial Institute Project	19864	0	0	0	0	0
		Total of Program	19864	0	0	0	0	0
		Total	1229824	1463000	1173000	1295000	1100000	775000

Overall Summary of Current Expenditures for the Years 2020 - 2024

Chapter: 1201 Supreme Judge Department

(In JDs)

Group	Item	Description	Actual 2020	Estimated 2021	Re-estimated 2021	Estimated 2022	Indicative 2023	Indicative 2024
21		Compensations of Employees						
2111		Salaries, Wages and Allowances						
	101	Classified Employees	2800142	2784000	2784000	3100000	2972000	2872000
	102	Unclassified Employees	1438912	1606000	1409000	1425000	1447000	1471000
	103	Comprehensive Contract Employees	51153	80000	38000	80000	81000	82000
	105	Personal Cost of Living Allowance	2520776	2690000	2488000	2691000	2728000	2770000
	106	Family Cost of Living Allowance	287269	343000	335000	340000	343000	347000
	110	Overtime Allowance	20384	50000	50000	50000	50000	50000
	111	Additional Allowance	832408	1172000	1172000	1250000	1270000	1290000
	112	Other Allowances	3317309	3734000	3734000	4250000	4571000	4864000
	113	Transportation Allowance	265339	328000	328000	340000	342000	344000
	114	Transport Allowance	154585	203000	203000	207000	209000	211000
	116	Employees' Bonuses	1739972	1950000	1950000	2300000	2300000	2300000
	120	Contract Employees	837051	931000	931000	1444000	1466000	1487000
Total			14265300	15871000	15422000	17477000	17779000	18088000
2121		Social Security Contributions						
	301	Social Security	1125000	1100000	1100000	1300000	1326000	1353000
Total			1125000	1100000	1100000	1300000	1326000	1353000
22		Use of Goods and Services						
2211		Use of Goods and Services						
	201	Rents	640000	700000	700000	750000	750000	750000
	202	Telecommunications Services	81000	75000	75000	100000	100000	100000
	203	Water	17893	22000	22000	25000	25000	25000
	204	Electricity	300000	390000	390000	420000	440000	450000
	205	Fuels	77996	90000	90000	120000	120000	120000
	206	Maintenance of Machines, furniture and accessories	4996	5000	5000	5000	5000	5000
	207	Maintenance of vehicles, equipment and accessories	16023	17000	17000	17000	17000	17000
	208	Repair and maintenance of buildings and accessories	996	1000	1000	1000	1000	1000
	209	Stationery, Publications and Office Supplies	95998	100000	100000	110000	110000	110000
	210	Substances and raw materials (medicines, clothes, food, films, etc..)	24930	40000	35000	5000	5000	5000
	211	Cleaning services and supplies including cleaning contracts	115568	122000	122000	127000	157000	157000
	212	Insurance	12627	15000	15000	16000	16000	16000
	213	Official Travel Missions	9316	12000	12000	15000	15000	15000
	214	Goods and services expenses	18419	20000	20000	60000	60000	60000
Total			1415762	1609000	1604000	1771000	1821000	1831000
25		Subsidies						
2511		Subsidies to Public Corporations						
	304	Subsidies to non-financial public institution	5075000	4835000	4835000	5635000	5785000	5785000
Total			5075000	4835000	4835000	5635000	5785000	5785000
28		Other Expenditures						
2821		Other Current Expenditures						
	303	Scientific scholarships and training courses	4496	55000	55000	65000	75000	75000
	305	Non-Employees' Bonuses	42968	565000	565000	595000	595000	595000
Total			47464	620000	620000	660000	670000	670000
Total of Chapter			21928526	24035000	23581000	26843000	27381000	27727000

Current Expenditures According to Program and Activities for the Years 2020 - 2024

Chapter : 1201 - Supreme Judge Department

(In JDs)

Program : 1901 - Administration and Support Services								
Activity : 601 - Administrative and Support Services								
Group	Item	Description	Actual 2020	Estimated 2021	Re-estimated 2021	Estimated 2022	Indicative 2023	Indicative 2024
21		Compensations of Employees						
2111		Salaries, Wages and Allowances						
	101	Classified Employees	166456	275000	275000	327000	300000	300000
	102	Unclassified Employees	243346	248000	248000	219000	223000	226000
	103	Comprehensive Contract Employees	51153	80000	38000	80000	81000	82000
	105	Personal Cost of Living Allowance	342776	432000	395000	409000	415000	421000
	106	Family Cost of Living Allowance	37809	63000	60000	67000	68000	69000
	110	Overtime Allowance	20384	45000	45000	45000	45000	45000
	111	Additional Allowance	171193	473000	473000	525000	533000	540000
	112	Other Allowances	754309	735000	735000	787000	860000	873000
	113	Transportation Allowance	42419	80000	80000	85000	86000	87000
	114	Transport Allowance	21840	36000	36000	38000	39000	40000
	116	Employees' Bonuses	1694999	1920000	1920000	2270000	2270000	2270000
	000	Employees' bonuses	94999	95000	95000	95000	95000	95000
	012	Incentives and bonuses for Judges' assistants	1600000	1825000	1825000	2175000	2175000	2175000
	120	Contract Employees	160000	180000	180000	259000	262000	267000
		Total	3706684	4567000	4485000	5111000	5182000	5220000
2121		Social Security Contributions						
	301	Social Security	255000	389000	389000	464000	471000	478000
		Total	255000	389000	389000	464000	471000	478000
22		Use of Goods and Services						
2211		Use of Goods and Services						
	202	Telecommunications Services	40000	40000	40000	46000	46000	46000
	203	Water	9988	12000	12000	15000	15000	15000
	204	Electricity	180000	270000	270000	280000	300000	310000
	205	Fuels	62996	68000	68000	83000	83000	83000
	001	Heating	25000	25000	25000	40000	40000	40000
	002	Saloon vehicles	37996	43000	43000	43000	43000	43000
	206	Maintenance of Machines, furniture and accessories	3000	3000	3000	3000	3000	3000
	207	Maintenance of vehicles, equipment and accessories	11000	11000	11000	9000	9000	9000
	209	Stationery, Publications and Office Supplies	43000	42000	42000	42000	42000	42000
	210	Substances and raw materials (medicines, clothes, food, films, etc..)	12958	13000	13000	2000	2000	2000
	211	Cleaning services and supplies including cleaning contracts	70967	71000	71000	80000	90000	90000
	212	Insurance	12005	14000	14000	15000	15000	15000
	213	Official Travel Missions	4906	5000	5000	5000	5000	5000
	214	Goods and services expenses	9997	11000	11000	38000	38000	38000
	001	Events and hospitality	0	0	0	5000	5000	5000
	008	Advertisements and subscriptions	9997	0	0	4000	4000	4000
	013	Services, security and guarding contracts	0	0	0	15000	15000	15000
	121	Administrative expenses	0	11000	11000	14000	14000	14000
		Total	460817	560000	560000	618000	648000	658000
28		Other Expenditures						
2821		Other Current Expenditures						
	303	Scientific scholarships and training courses	4496	5000	5000	25000	35000	35000
	305	Non-Employees' Bonuses	13530	15000	15000	15000	15000	15000
		Total	18026	20000	20000	40000	50000	50000
		Total of Activity	4440527	5536000	5454000	6233000	6351000	6406000
		Total of Program	4440527	5536000	5454000	6233000	6351000	6406000

Current Expenditures According to Program and Activities for the Years 2020 - 2024

Chapter : 1201 - Supreme Judge Department

(In JDs)

Program : 1905 - Sharia Judiciary								
Activity : 601 - Sharia Litigation								
Group	Item	Description	Actual 2020	Estimated 2021	Re-estimated 2021	Estimated 2022	Indicative 2023	Indicative 2024
21		Compensations of Employees						
2111		Salaries, Wages and Allowances						
	101	Classified Employees	2608686	2483000	2483000	2746000	2645000	2545000
	102	Unclassified Employees	1174566	1336000	1139000	1183000	1200000	1220000
	105	Personal Cost of Living Allowance	2158000	2237000	2072000	2260000	2290000	2325000
	106	Family Cost of Living Allowance	239280	260000	255000	253000	255000	258000
	111	Additional Allowance	641215	678000	678000	702000	713000	725000
	112	Other Allowances	2503000	2938000	2938000	3392000	3639000	3918000
	113	Transportation Allowance	202920	228000	228000	235000	236000	237000
	114	Transport Allowance	112745	147000	147000	149000	150000	151000
	116	Employees' Bonuses	25000	25000	25000	25000	25000	25000
	120	Contract Employees	627051	700000	700000	1117000	1135000	1150000
		Total	10292463	11032000	10665000	12062000	12288000	12554000
2121		Social Security Contributions						
	301	Social Security	860000	700000	700000	824000	842000	861000
		Total	860000	700000	700000	824000	842000	861000
22		Use of Goods and Services						
2211		Use of Goods and Services						
	201	Rents	600000	660000	660000	750000	750000	750000
	202	Telecommunications Services	41000	35000	35000	54000	54000	54000
	203	Water	7905	10000	10000	10000	10000	10000
	204	Electricity	100000	100000	100000	112000	112000	112000
	205	Fuels	13000	20000	20000	30000	30000	30000
		001 Heating	8000	10000	10000	10000	10000	10000
		002 Saloon vehicles	5000	10000	10000	20000	20000	20000
	206	Maintenance of Machines, furniture and accessories	1996	2000	2000	2000	2000	2000
	207	Maintenance of vehicles, equipment and accessories	4075	5000	5000	6000	6000	6000
	208	Repair and maintenance of buildings and accessories	996	1000	1000	1000	1000	1000
	209	Stationery, Publications and Office Supplies	43000	48000	48000	57000	57000	57000
	210	Substances and raw materials (medicines, clothes, food, films, etc.)	9972	25000	20000	2000	2000	2000
	211	Cleaning services and supplies including cleaning contracts	42603	49000	49000	44000	64000	64000
	213	Official Travel Missions	3930	6000	6000	9000	9000	9000
	214	Goods and services expenses	5000	5000	5000	14000	14000	14000
		008 Advertisements and subscriptions	5000	5000	5000	4000	4000	4000
		013 Services, security and guarding contracts	0	0	0	10000	10000	10000
		Total	873477	966000	961000	1091000	1111000	1111000
28		Other Expenditures						
2821		Other Current Expenditures						
	305	Non-Employees' Bonuses	14918	15000	15000	15000	15000	15000
		Total	14918	15000	15000	15000	15000	15000
		Total of Activity	12040858	12713000	12341000	13992000	14256000	14541000
Activity : 602 - Unified Fund (Jerusalem Sharia Courts)								
Group	Item	Description	Actual 2020	Estimated 2021	Re-estimated 2021	Estimated 2022	Indicative 2023	Indicative 2024
25		Subsidies						
2511		Subsidies to Public Corporations						
	304	Subsidies to non-financial public institutions	325000	335000	335000	335000	335000	335000
		082 Joint Jerusalem Fund	325000	335000	335000	335000	335000	335000
		Total	325000	335000	335000	335000	335000	335000
		Total of Activity	325000	335000	335000	335000	335000	335000
Activity : 603 - Alimony Credit Fund								
Group	Item	Description	Actual 2020	Estimated 2021	Re-estimated 2021	Estimated 2022	Indicative 2023	Indicative 2024
25		Subsidies						
2511		Subsidies to Public Corporations						
	304	Subsidies to non-financial public institutions	1400000	1200000	1200000	1600000	1650000	1650000
		096 Alimony Credit Fund	1400000	1200000	1200000	1600000	1650000	1650000
		Total	1400000	1200000	1200000	1600000	1650000	1650000
		Total of Activity	1400000	1200000	1200000	1600000	1650000	1650000

Current Expenditures According to Program and Activities for the Years 2020 - 2024

Chapter : 1201 - Supreme Judge Department

(In JDs)

Program : 1905 - Sharia Judiciary								
Activity : 604 - Social Solidarity Fund for Sharia Judges and Judges aides								
Group	Item	Description	Actual 2020	Estimated 2021	Re-estimated 2021	Estimated 2022	Indicative 2023	Indicative 2024
25		Subsidies						
2511		Subsidies to Public Corporations						
	304	Subsidies to non-financial public institution	3350000	3300000	3300000	3700000	3800000	3800000
	100	Account of Legal Judges in the Fund *	1775000	1750000	1750000	2050000	2100000	2100000
	101	Account of Legal Judges assistances in the Fund *	1575000	1550000	1550000	1650000	1700000	1700000
Total			3350000	3300000	3300000	3700000	3800000	3800000
Total of Activity			3350000	3300000	3300000	3700000	3800000	3800000
Activity : 605 - Family reform and reconciliation								
Group	Item	Description	Actual 2020	Estimated 2021	Re-estimated 2021	Estimated 2022	Indicative 2023	Indicative 2024
28		Other Expenditures						
2821		Other Current Expenditures						
	305	Non-Employees' Bonuses	0	520000	520000	550000	550000	550000
	013	Members of the family reform and reconciliation offices	0	520000	520000	550000	550000	550000
Total			0	520000	520000	550000	550000	550000
Total of Activity			0	520000	520000	550000	550000	550000
Total of Program			17115858	18068000	17696000	20177000	20591000	20876000

Current Expenditures According to Program and Activities for the Years 2020 - 2024

Chapter : 1201 - Supreme Judge Department

(In JDs)

Program : 1910 - Shariah Judiciary Institute								
Activity : 601 - Shari'a Judiciary Institute Program Administration								
Group	Item	Description	Actual 2020	Estimated 2021	Re-estimated 2021	Estimated 2022	Indicative 2023	Indicative 2024
21		Compensations of Employees						
2111		Salaries, Wages and Allowances						
	101	Classified Employees	25000	26000	26000	27000	27000	27000
	102	Unclassified Employees	21000	22000	22000	23000	24000	25000
	105	Personal Cost of Living Allowance	20000	21000	21000	22000	23000	24000
	106	Family Cost of Living Allowance	10180	20000	20000	20000	20000	20000
	110	Overtime Allowance	0	5000	5000	5000	5000	5000
	111	Additional Allowance	20000	21000	21000	23000	24000	25000
	112	Other Allowances	60000	61000	61000	71000	72000	73000
	113	Transportation Allowance	20000	20000	20000	20000	20000	20000
	114	Transport Allowance	20000	20000	20000	20000	20000	20000
	116	Employees' Bonuses	19973	5000	5000	5000	5000	5000
	120	Contract Employees	50000	51000	51000	68000	69000	70000
		Total	266153	272000	272000	304000	309000	314000
2121		Social Security Contributions						
	301	Social Security	10000	11000	11000	12000	13000	14000
		Total	10000	11000	11000	12000	13000	14000
22		Use of Goods and Services						
2211		Use of Goods and Services						
	201	Rents	40000	40000	40000	0	0	0
	204	Electricity	20000	20000	20000	28000	28000	28000
	205	Fuels	2000	2000	2000	7000	7000	7000
	001	Heating	1000	1000	1000	4000	4000	4000
	002	Saloon vehicles	1000	1000	1000	3000	3000	3000
	207	Maintenance of vehicles, equipment and accessories	948	1000	1000	2000	2000	2000
	209	Stationery, Publications and Office Supplies	9998	10000	10000	11000	11000	11000
	210	Substances and raw materials (medicines, clothes, food, films, etc..)	2000	2000	2000	1000	1000	1000
	211	Cleaning services and supplies including cleaning contracts	1998	2000	2000	3000	3000	3000
	212	Insurance	622	1000	1000	1000	1000	1000
	213	Official Travel Missions	480	1000	1000	1000	1000	1000
	214	Goods and services expenses	3422	4000	4000	8000	8000	8000
	001	Events and hospitality	0	0	0	5000	5000	5000
	008	Advertisements and subscriptions	3422	4000	4000	1000	1000	1000
	121	Administrative expenses	0	0	0	2000	2000	2000
		Total	81468	83000	83000	62000	62000	62000
28		Other Expenditures						
2821		Other Current Expenditures						
	303	Scientific scholarships and training courses	0	50000	50000	40000	40000	40000
	305	Non-Employees' Bonuses	14520	15000	15000	15000	15000	15000
		Total	14520	65000	65000	55000	55000	55000
		Total of Activity	372141	431000	431000	433000	439000	445000
		Total of Program	372141	431000	431000	433000	439000	445000
		Total of Chapter	21928526	24035000	23581000	26843000	27381000	27727000

* This item shall be disbursed not exceeding the amount transferred to the Public Treasury according to provisions of applicable Revenues Supplying Law of Government Departments and Units.

Overall Summary of Capital Expenditures for the Years 2020 - 2024

Chapter : 1201 Supreme Judge Department

(In JDs)

Group	Item	Description	Actual 2020	Estimated 2021	Re-estimated 2021	Estimated 2022	Indicative 2023	Indicative 2024
		Expenditures						
22		Use of Goods and Services						
2211		Use of Goods and Services						
	510	Buildings and facilities repair and maintenance	129984	126000	126000	175000	145000	145000
	512	Operating and Sustaining Expenditures	594117	112000	82000	160000	130000	80000
Total			724101	238000	208000	335000	275000	225000
28		Other Expenditures						
2822		Other Capital Expenditures						
	504	Studies, Research and Consultations	0	100000	0	20000	0	0
Total			0	100000	0	20000	0	0
		Fixed Assets						
31		Non-financial Assets						
3111		Buildings and Constructions						
	508	Works and Constructions	390476	967000	867000	700000	650000	375000
Total			390476	967000	867000	700000	650000	375000
3112		Devices, Machinery and Equipment						
	505	Equipment, Machines and Devices	75247	90000	60000	158000	113000	113000
Total			75247	90000	60000	158000	113000	113000
3122		Inventories						
	503	Materials and supplies	40000	68000	38000	82000	62000	62000
Total			40000	68000	38000	82000	62000	62000
Total of Chapter			1229824	1463000	1173000	1295000	1100000	775000

Capital Expenditures According to Program and Projects for the Years 2020 - 2024

Chapter : 1201 Supreme Judge Department

(In JDs)

Program		1901 Administration and Support Services						
Project		004 Computerizing Sharia courts/ Department Headquarters						
Fund Source		102001 Capital (Treasury)						
Group	Item	Description	Actual 2020	Estimated 2021	Re-estimated 2021	Estimated 2022	Indicative 2023	Indicative 2024
22		Use of Goods and Services						
2211		Use of Goods and Services						
	510	Buildings and facilities repair and maintenance						
	009	Buildings repair and renovation	4999	0	0	0	0	0
		Total of Item	4999	0	0	0	0	0
	512	Operating and Sustaining Expenditures						
	006	Devices, tools and equipment maintenance	4780	0	0	0	0	0
	015	Operating systems and software	69999	85000	55000	90000	85000	35000
	036	Computerization and automation operations expenses	24967	27000	27000	70000	45000	45000
		Total of Item	99746	112000	82000	160000	130000	80000
31		Non-financial Assets						
3112		Devices, Machinery and Equipment						
	505	Equipment, Machines and Devices						
	001	Computers and accessories	5249	27000	27000	58000	38000	38000
	023	Electrical devices and equipment	0	0	0	5000	5000	5000
		Total of Item	5249	27000	27000	63000	43000	43000
3122		Inventories						
	503	Materials and supplies						
	001	Computer supplies and accessories	15000	27000	27000	27000	27000	27000
		Total of Item	15000	27000	27000	27000	27000	27000
		Total of Project / Treasury	124994	166000	136000	250000	200000	150000
		Total of Program	124994	166000	136000	250000	200000	150000

Capital Expenditures According to Program and Projects for the Years 2020 - 2024

Chapter : 1201 Supreme Judge Department

(In JDs)

Program 1905 Sharia Judiciary								
Project 001 Sharia Judiciary Program Administration Project								
Fund Source 102001 Capital (Treasury)								
Group	item	Description	Actual 2020	Estimated 2021	Re-estimated 2021	Estimated 2022	Indicative 2023	Indicative 2024
22		Use of Goods and Services						
2211		Use of Goods and Services						
	510	Buildings and facilities repair and maintenance						
	009	Buildings repair and renovation	124985	126000	126000	175000	145000	145000
		Total of Item	124985	126000	126000	175000	145000	145000
	512	Operating and Sustaining Expenditures						
	008	Qualification and training expenses	15865	0	0	0	0	0
	032	Conferences, celebrations and workshops	8948	0	0	0	0	0
	036	Computerization and automation operations expenses	9773	0	0	0	0	0
		Total of Item	34586	0	0	0	0	0
31		Non-financial Assets						
3112		Devices, Machinery and Equipment						
	505	Equipment, Machines and Devices						
	001	Computers and accessories	39999	36000	6000	65000	40000	40000
	003	Office supplies and equipment	29999	27000	27000	30000	30000	30000
		Total of Item	69998	63000	33000	95000	70000	70000
3122		Inventories						
	503	Materials and supplies						
	001	Computer supplies and accessories	25000	41000	11000	55000	35000	35000
		Total of Item	25000	41000	11000	55000	35000	35000
		Total of Project / Treasury	254569	230000	170000	325000	250000	250000
Project 004 Family reform and guidance								
Fund Source 102001 Capital (Treasury)								
Group	item	Description	Actual 2020	Estimated 2021	Re-estimated 2021	Estimated 2022	Indicative 2023	Indicative 2024
22		Use of Goods and Services						
2211		Use of Goods and Services						
	512	Operating and Sustaining Expenditures						
	035	Technical and administrative support	439921	0	0	0	0	0
		Total of Item	439921	0	0	0	0	0
		Total of Project / Treasury	439921	0	0	0	0	0
Project 014 Establishing Sharia house of justice /Aqaba								
Fund Source 102001 Capital (Treasury)								
Group	item	Description	Actual 2020	Estimated 2021	Re-estimated 2021	Estimated 2022	Indicative 2023	Indicative 2024
31		Non-financial Assets						
3111		Buildings and Constructions						
	508	Works and Constructions						
	013	Construction of buildings	299908	267000	267000	0	0	0
		Total of Item	299908	267000	267000	0	0	0
		Total of Project / Treasury	299908	267000	267000	0	0	0

Capital Expenditures According to Program and Projects for the Years 2020 - 2024

Chapter : 1201 Supreme Judge Department

(In JDs)

Program 1905 Sharia Judiciary								
Project		701 Establish Sharia Justice Palace in Karak governorate						
Fund Source		102001 Capital (Treasury)						
Group	item	Description	Actual 2020	Estimated 2021	Re-estimated 2021	Estimated 2022	Indicative 2023	Indicative 2024
31		Non-financial Assets						
3111		Buildings and Constructions						
	508	Works and Constructions						
	013	Construction of buildings	90568	700000	600000	700000	300000	0
		Total of Item	90568	700000	600000	700000	300000	0
		Total of Project / Treasury	90568	700000	600000	700000	300000	0
Project		704 Establishing Sharia courts in Ma'an Governorate						
Fund Source		102001 Capital (Treasury)						
Group	item	Description	Actual 2020	Estimated 2021	Re-estimated 2021	Estimated 2022	Indicative 2023	Indicative 2024
31		Non-financial Assets						
3111		Buildings and Constructions						
	508	Works and Constructions						
	013	Construction of buildings	0	0	0	0	200000	175000
		Total of Item	0	0	0	0	200000	175000
		Total of Project / Treasury	0	0	0	0	200000	175000
Project		705 Conducting a study to build a House of Justice for Sharia Courts / Irbid Governorate						
Fund Source		102001 Capital (Treasury)						
Group	item	Description	Actual 2020	Estimated 2021	Re-estimated 2021	Estimated 2022	Indicative 2023	Indicative 2024
28		Other Expenditures						
2822		Other Capital Expenditures						
	504	Studies, Research and Consultations						
	015	Studies, consultations and engineering diagrams	0	100000	0	0	0	0
		Total of Item	0	100000	0	0	0	0
		Total of Project / Treasury	0	100000	0	0	0	0
Project		706 Establishing palace of justice in Tafila Governorate						
Fund Source		102001 Capital (Treasury)						
Group	item	Description	Actual 2020	Estimated 2021	Re-estimated 2021	Estimated 2022	Indicative 2023	Indicative 2024
28		Other Expenditures						
2822		Other Capital Expenditures						
	504	Studies, Research and Consultations						
	015	Studies, consultations and engineering diagrams	0	0	0	20000	0	0
		Total of Item	0	0	0	20000	0	0
31		Non-financial Assets						
3111		Buildings and Constructions						
	508	Works and Constructions						
	013	Construction of buildings	0	0	0	0	150000	200000
		Total of Item	0	0	0	0	150000	200000
		Total of Project / Treasury	0	0	0	20000	150000	200000
Total of Program			1084966	1297000	1037000	1045000	900000	625000

Capital Expenditures According to Program and Projects for the Years 2020 - 2024

Chapter : 1201 Supreme Judge Department

(In JDs)

Program		1910 Shariah Judiciary Institute						
Project		001 Sustaining Shariah Judicial Institute Project						
Fund Source		102001 Capital (Treasury)						
Group	item	Description	Actual 2020	Estimated 2021	Re-estimated 2021	Estimated 2022	Indicative 2023	Indicative 2024
22		Use of Goods and Services						
2211		Use of Goods and Services						
	512	Operating and Sustaining Expenditures						
	008	Qualification and training expenses	19864	0	0	0	0	0
		Total of Item	19864	0	0	0	0	0
		Total of Project / Treasury	19864	0	0	0	0	0
		Total of Program	19864	0	0	0	0	0
		Total of Chapter	1229824	1463000	1173000	1295000	1100000	775000