

Chapter : 0901 Jordan Royal Geographic Center

Creation: The Royal Jordanian Geographic Center was established in 1975 under Law No. (42) of 1975, which was amended, then repealed, and it was replaced by the Center Law No. (18) of 1986 under which the Center currently operates.

Vision : Leadership and excellence in geospatial and space sciences regionally and internationally .

Mission: Excellence in providing geospatial maps and data to realize the sustainable development and defence purposes, training and habilitation and disseminating knowledge for stakeholders.

Legal Framework Law No. (18) for the year 1986

Tasks of the Ministry / Department:

- Establish and sustain the geodesic network and all high degrees triangles points to the third degree which cover the Kingdom of Jordan with all its implementation phases.
- Provide the Lands and Survey Department with the necessary information to assist it in preparing cadastral maps.
- Make topographic maps of various scales for defense and development requirements.
- Make specialized maps for all ministries and government departments and institutions.
- Sustain and review various maps.
- Provide the ministries and government departments with required cadastral information in order to perform their projects.
- Conduct aerial photography according to the required scales for all ministries and government departments and institutions.
- Advise the ministries and institutions on all what is related to training of technicians, supply and use machines and equipment in all affairs related to survey and maps production.
- Develop the survey arts for the purposes of making maps.
- Establish a map library in which all the geographical information requested or needed by the official authorities are available.
- Train sufficient numbers of technicians to meet the needs of the center, ministries, departments and governmental and private institutions.
- Preserve the information security.

Ministry/Department Contribution to the Achievement of the National Objectives:

- Create attractive investment environment capable of attracting foreign funds and encourage domestic investments.
- Reduce the poverty and unemployment levels and build an effective social protection system.
- Build a creative and innovative generation with high productivity

Major Issues and Challenges which face the Ministry / Department:

- Drop out the competencies and technical expertise due to the clear disparity in the incentives and benefits of the same specializations compared to their peers in some other ministries (Ministry of Public Works, Lands and Survey Department etc...).
- Incomplete electronic archiving system for the center's products due to insufficient financial appropriations that are allocated in the center's budget for the purposes of building an archiving system.
- Insufficient financial allocations, as the financial appropriations allocated in the center's budget are not sufficient to keep pace with the acceleration in the information technology development as required.
- The continuous and rapid development of threats in various their names and methods, which include the Internet and the survey devices linked with satellites.
- Non-compliance with some institutions and agencies to the Center's law and the reports issued by the Prime Minister regarding the exclusivity of the tasks entrusted to it due to the weakness of the follow-up and implementation mechanism by these authorities, as they are required to adhere to the Center's law and the Prime Minister reports and to prevent them from exercising the role assigned to center exclusively.
- Existence of a local and regional external competitor seeking to attract competencies and expertise, as

Major Issues and Challenges which face the Ministry / Department:

local companies and neighboring countries attract competencies and expertise through high salaries, and also increase the numbers of centers specialized in geographical and survey matters in neighboring countries.

- Rapid development of technology in surveying sciences, in terms of the development of survey devices and their connection to satellites, which negatively affected the traditional methods in the center, as well as the disseminating of the Google Earth software free of charge.
- Information security and not being disseminated

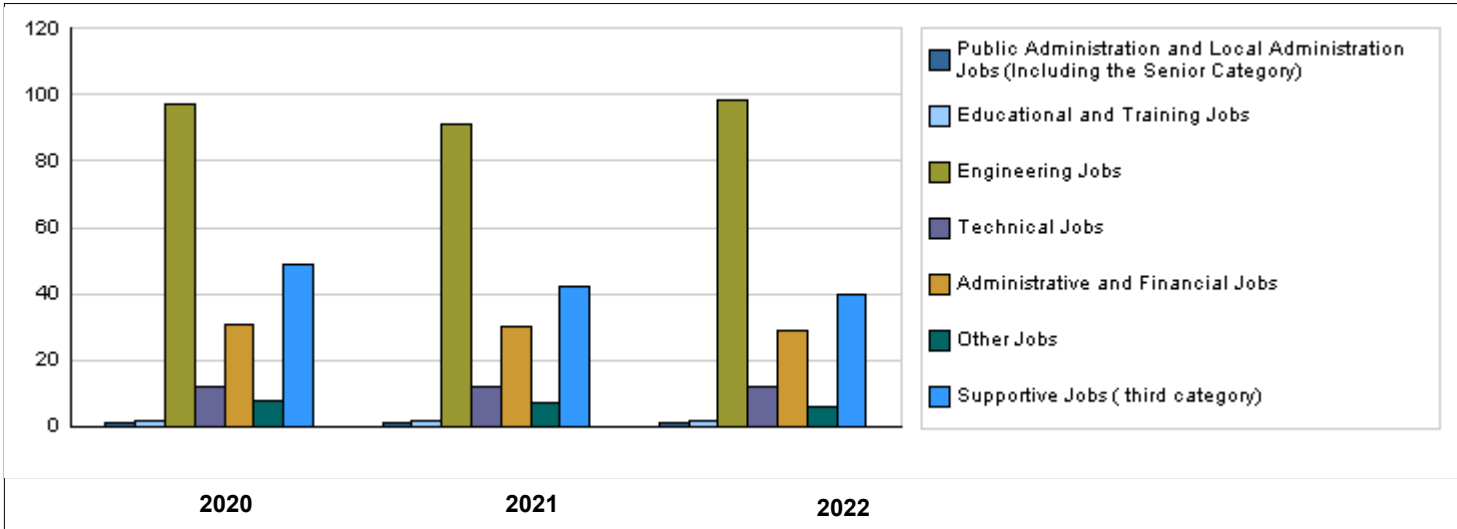
CHAPTER : 0901 Jordan Royal Geographic Center

Strategic Objectives and Performance Indicators of the Ministry / Department

Strategic Objective	Performance Indicator	Base year	Value	Actual Value	Target Value	Preliminary Self Evaluation	Target Value		
				2020	2021	2021	2022	2023	2024
1 - To produce, sustain and provide geospatial data, atlases and maps of all types.	1 Number of maps and atlases produced annually and commercial and promotional publications	2019	46424	42300	20000	41000	50000	55000	60000
2 - To produce, sustain and provide modified aerial photos for defence and developmental purposes in accordance with the best modern techniques	1 Area of Aerial Photographs and Satellite Images modified produced annually KM2	2019	1800	1550	1660	1230	2000	2000	2000
3 - Training and development in the field of geospatial and space sciences on the local and regional levels.	1 Number of training courses held during the year	2019	40	35	22	18	40	41	42
	2 Number of trainees in the Center	2019	420	169	145	145	170	171	172
	3 Number of students accepted in the College	2019	15	13	10	26	30	31	32
4 - To build geospatial database on the national level	1 Number of maps and data added to the geospatial portal among government departments and institutions	2019	259	270	300	253	300	305	310

Number of Staff of the Ministry / Department

Group	Job	2020			2021			Preliminary 2022		
		Male	Female	Total	Male	Female	Total	Male	Female	Total
Public Administration and Local Administration Jobs (Including the Senior Category)	Director General, Deputy Director General	1	0	1	1	0	1	1	0	1
Educational and Training Jobs	Educational jobs	1	1	2	1	1	2	1	1	2
Engineering Jobs	Director, Section Head, Engineer, Technician	57	40	97	53	38	91	59	39	98
Technical Jobs	Director, Section Head, Technician	10	2	12	10	2	12	9	3	12
Administrative and Financial Jobs	Section Head, Administrative Officer, Accountant,	20	11	31	20	10	30	19	10	29
Other Jobs	Translator, Researcher	7	1	8	6	1	7	5	1	6
Supportive Jobs (third category)	Office Boy, Driver, Dispatcher, Typist	45	4	49	38	4	42	37	3	40
Total		141	59	200	129	56	185	131	57	188
Total Cost of Salaries		1008466	421982	1430448	1060589	460411	1521000	1181787	514213	1696000



Key Information of the Ministry / Department

No.	Description	2018	2019	2020	2021	2022
1	Number of maps and atlases produced annually and commercial and advertising publications	45076	46424	42300	20000	50000
2	Aerial and space photos modified and produced annually km2	4276	1800	1550	1660	2000
3	Vital covered area by aerial photography of the kingdom area from the year of 2007 km2	50415	54000	52000	60000	60000

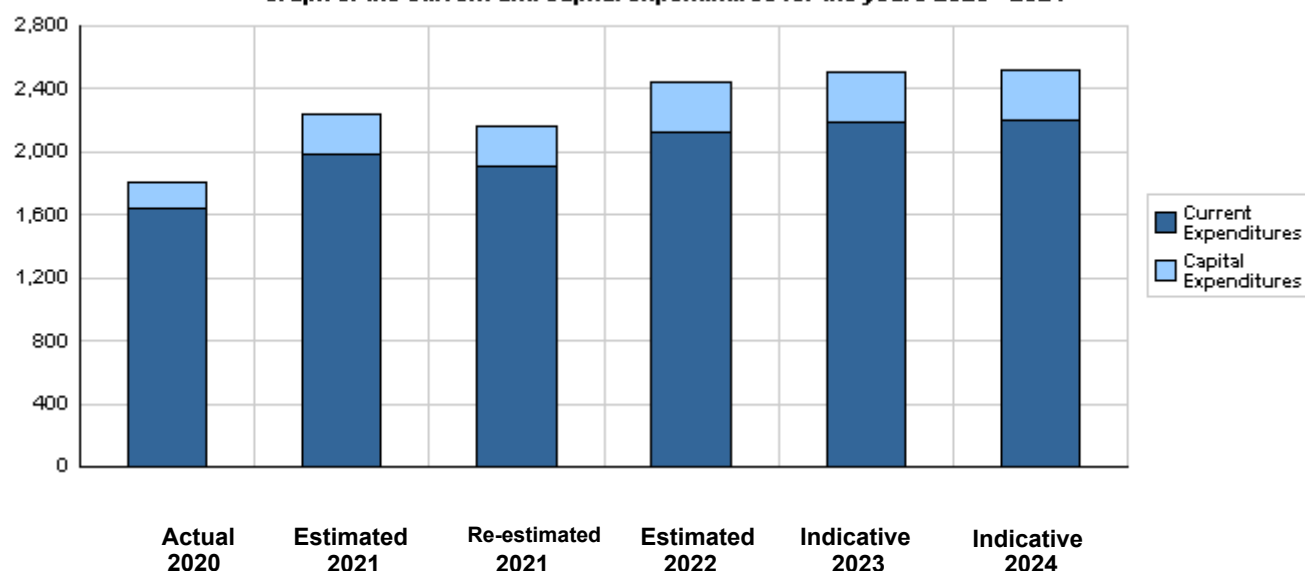
**Overall Summary of Expenditures for Chapter 0901- Jordan Royal Geographic Center
for the Years 2020 - 2024**

(In JDs)

Description		Actual 2020	Estimated 2021	Re-estimated 2021	Estimated 2022	Indicative	
						2023	2024
Group	Current Expenditures						
2111	Salaries, Wages and Allowances	1,285,338	1,429,000	1,381,000	1,541,000	1,560,000	1,577,000
2121	Social Security Contributions	145,110	166,000	140,000	155,000	157,000	160,000
2211	Use of Goods and Services	130,490	227,000	226,000	254,000	274,000	269,000
2821	Other Current Expenditures	81,316	167,000	167,000	175,000	200,000	200,000
Total current expenditures		1,642,254	1,989,000	1,914,000	2,125,000	2,191,000	2,206,000
Capital Expenditures							
2211	Use of Goods and Services	145,555	176,000	176,000	258,000	208,000	208,000
2822	Other Capital Expenditures	3,100	3,000	3,000	7,000	22,000	22,000
3112	Devices, Machinery and Equipment	6,085	58,000	53,000	51,000	66,000	66,000
3113	Other Fixed Assets	0	0	0	5,000	0	0
3122	Inventories	8,000	15,000	15,000	4,000	19,000	19,000
Total capital expenditures		162,740	252,000	247,000	325,000	315,000	315,000
Treasury		162,740	252,000	247,000	325,000	315,000	315,000
Total current and capital expenditures		1,804,994	2,241,000	2,161,000	2,450,000	2,506,000	2,521,000

(Thousands of JDs)

Graph of the current and capital expenditures for the years 2020 - 2024

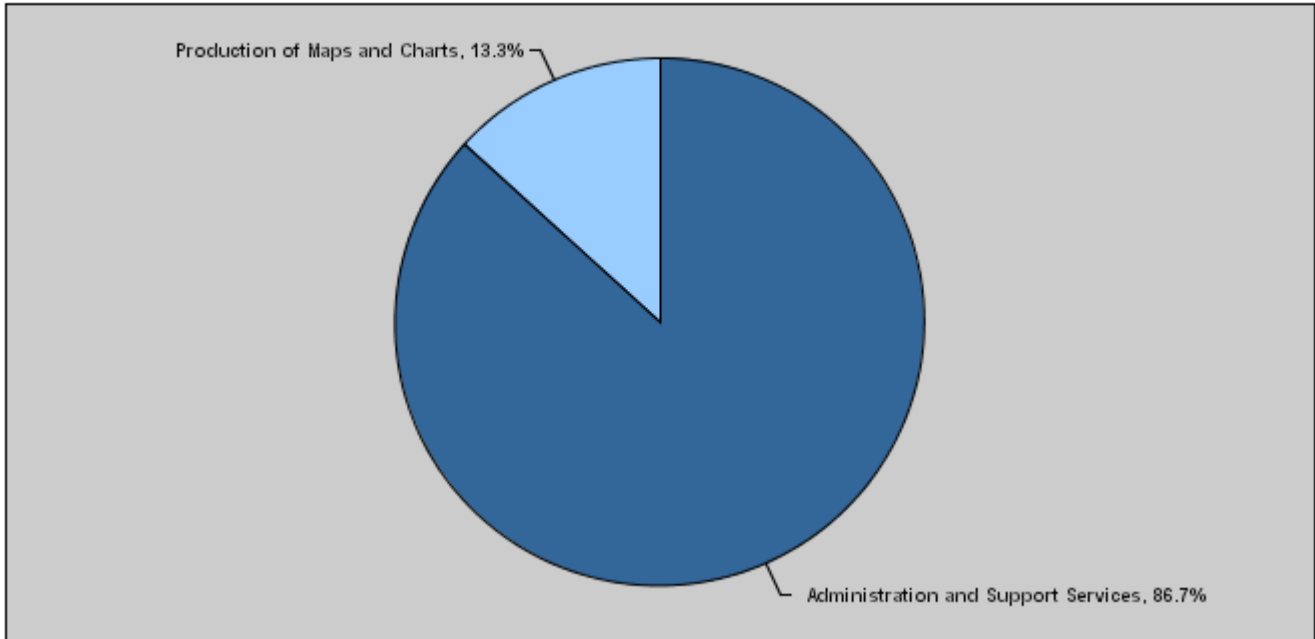


**Budget of Chapter 0901 - Jordan Royal Geographic Center
For the Year 2022 Distributed According to Program**

(In JDs)

Prog.	Description	Current Expenditures	Capital Expenditures	Total Expenditures
1301	Administration and Support Services	2,125,000	0	2,125,000
1305	Production of Maps and Charts	0	325,000	325,000
	Total	2,125,000	325,000	2,450,000

Total Expenditures for the Year 2022 Distributed According to Programs



Estimated Allocations for Females distributed according to Programs for the Years 2020 - 2024

Program	2020	2021	2022	2023	2024
1301 Administration and Support Services	492676	574200	652500	657300	661800
Total	492676	574200	652500	657300	661800

Budget Chapter 0901 - Jordan Royal Geographic Center Distributed According to the Program

1301	Administration and Support Services Program
-------------	--

Objective of the program :

This program aims at providing administrative, financial and logistic support to realize strategic objectives for productive and training projects, provide machines and equipment and maintain buildings.

The strategic objective related to the program :

Training and development in the field of geospatial and space sciences on the local and regional levels.

Directorates associated with the program :

- 1- Public Administration
- 2- Administrative and Financial Affairs
- 3- Technical Services
- 4- Internal Control Unit
- 5- Planning Directorate
- 6- Institutional Development Unit

Services provided by the program :

- 1- Perform the tasks of expenses disbursement and revenues collection according to the Center's budget.
- 2- Provide the suitable productive environment for technical and administrative employees.
- 3- Training and development of employees.
- 4- Provide various and support administrative services for the purposes of businesses achievement.
- 5- Help the centers senior management to ensure that the specific goals have been accomplished according to the plans and policies set.
- 6- Prepare for scientific conferences and workshops and receive delegates from inside and outside the Kingdom.
- 7- Study and monitor the productive projects and study agreements.

Staff working in the program :

The program is implemented through a functional staff in 2021 estimated with (185) staff, including (129) males and (56) females .

Key Performance Indicators for Program

Performance Measurement Indicator	Base Year	Value	Actual value	Target Value	Preliminary Self Evaluation	Target Value		
			2020	2021		2021	2022	2023
1 Number of training courses held during the year	2019	40	35	22	18	40	41	42
2 Number of trainees in the Center	2019	420	169	145	145	170	171	172
3 Number of students accepted in the college	2019	15	13	10	26	30	31	32

Appropriations Of Administration and Support Services Program as Per Activities and Projects.

(In JDs)

Activities and Projects	Actual	Estimated	Re-estimated	Estimated	Indicative	
	2020	2021	2021	2022	2023	2024
Current Expenditures	1,642,254	1,989,000	1,914,000	2,125,000	2,191,000	2,206,000
601 Administrative and Support Services	846,009	1,088,000	1,052,000	1,105,000	1,149,000	1,148,000
602 Geographic surveys and maps production	796,245	901,000	862,000	1,020,000	1,042,000	1,058,000
Capital Expenditures	0	0	0	0	0	0
Program / Treasury	0	0	0	0	0	0
Total Program	1,642,254	1,989,000	1,914,000	2,125,000	2,191,000	2,206,000

Budget Chapter 0901 - Jordan Royal Geographic Center Distributed According to the Program

1305	Production of Maps and Charts Program
-------------	--

Objective of the program :

This program aims to build the technical and knowledge base to provide information and images necessary for planning, sustainable development and defense purposes.

The strategic objective related to the program :

- 1- To produce, sustain and provide geospatial data, atlases and maps of all types .
- 2- To produce, sustain and provide modified aerial images for defence and development purposes according to the best modern techniques .
- 3- To build geospatial database on the national level.

Directorates associated with the program :

- 1- Public Administration
- 2- Modern Applications Directorate
- 3- Production Directorate
- 4- Planning Directorate
- 5- Technical Services Directorate
- 6- Weather and Atmospheric Sciences Directorate

Services provided by the program :

- 1- Produce all kinds of modified aerial maps, sketches and photos with high quality and accuracy.
- 2- Qualify and train the technical cadres in the various survey majors, GIS and remote sensing.
- 3- Conduct all field works related to borders such as identifying and determining points between the Kingdom and neighboring countries and maintain border pillars continuously.
- 4- Study and follow up productive projects and study agreements.

Staff working in the program :

This program is implemented through the staff of the Center.

Key Performance Indicators for Program

	Performance Measurement Indicator	Base Year	Value	Actual value	Target Value	Preliminary Self Evaluation	Target Value		
				2020	2021		2021	2022	2023
1	Number of annually produced atlases, maps, and commercial and promotional publications	2019	46424	42300	20000	41000	50000	55000	60000

Appropriations Of Production of Maps and Charts Program as Per Activities and Projects.

(In JDs)

Activities and Projects	Actual	Estimated	Re-estimated	Estimated	Indicative	
	2020	2021	2021	2022	2023	2024
Current Expenditures	0	0	0	0	0	0
Capital Expenditures	162,740	252,000	247,000	325,000	315,000	315,000
001 Production of Maps and Charts Program Administration Project	110,171	197,000	197,000	318,000	250,000	250,000
002 Demarcation and maintenance of the borders	18,034	20,000	20,000	7,000	30,000	30,000
006 Arabic Division of Experts in Geographic Names	20	0	0	0	0	0
010 Electronic Portal Project	25,753	18,000	18,000	0	20,000	20,000
011 Royal Jordanian Geographic Center College for Surveying Sciences Project	8,762	17,000	12,000	0	15,000	15,000
Program / Treasury	162,740	252,000	247,000	325,000	315,000	315,000
Total Program	162,740	252,000	247,000	325,000	315,000	315,000

Chapter : 0901 Jordan Royal Geographic Center

(In JDs)

Current Activities Appropriations According to Program								
Prog.	Activites		Actual	Estimated	Re-estimated	Estimated	Indicative	Indicative
			2020	2021	2021	2022	2023	2024
1301	601	Administrative and Support Services	846009	1088000	1052000	1105000	1149000	1148000
	602	Geographic surveys and maps production	796245	901000	862000	1020000	1042000	1058000
	Total of Program		1642254	1989000	1914000	2125000	2191000	2206000
Total		1642254	1989000	1914000	2125000	2191000	2206000	

Capital Projects Appropriations According to Program								
Prog.	Projects		Actual	Estimated	Re-estimated	Estimated	Indicative	Indicative
			2020	2021	2021	2022	2023	2024
1305	001	Production of Maps and Charts Program Administration Project	110171	197000	197000	318000	250000	250000
	002	Demarcation and maintenance of the borders	18034	20000	20000	7000	30000	30000
	006	Arabic Division of Experts in Geographic Names	20	0	0	0	0	0
	010	Electronic Portal Project	25753	18000	18000	0	20000	20000
	011	Royal Jordanian Geographic Center College for Surveying Sciences Project	8762	17000	12000	0	15000	15000
	Total of Program		162740	252000	247000	325000	315000	315000
Total		162740	252000	247000	325000	315000	315000	

Overall Summary of Current Expenditures for the Years 2020 - 2024

Chapter: 0901 Jordan Royal Geographic Center

(In JDs)

Group	Item	Description	Actual 2020	Estimated 2021	Re-estimated 2021	Estimated 2022	Indicative 2023	Indicative 2024
21		Compensations of Employees						
2111		Salaries, Wages and Allowances						
	101	Classified Employees	27199	30000	29000	28000	28000	28000
	102	Unclassified Employees	285469	281000	271000	272000	273000	274000
	103	Comprehensive Contract Employees	103110	75000	72000	122000	123000	124000
	105	Personal Cost of Living Allowance	276828	275000	267000	275000	278000	281000
	106	Family Cost of Living Allowance	25376	27000	24000	29000	33000	36000
	110	Overtime Allowance	13747	20000	20000	20000	20000	20000
	111	Additional Allowance	256863	297000	277000	290000	293000	295000
	113	Transportation Allowance	17145	20000	20000	25000	27000	29000
	114	Transport Allowance	30980	30000	30000	35000	37000	40000
	115	Field Visit Allowance	0	1000	1000	0	0	0
	116	Employees' Bonuses	157150	275000	275000	325000	325000	325000
	120	Contract Employees	91471	98000	95000	120000	123000	125000
Total			1285338	1429000	1381000	1541000	1560000	1577000
2121		Social Security Contributions						
	301	Social Security	145110	166000	140000	155000	157000	160000
Total			145110	166000	140000	155000	157000	160000
22		Use of Goods and Services						
2211		Use of Goods and Services						
	202	Telecommunications Services	3387	6000	6000	7000	7000	7000
	203	Water	4894	6000	6000	7000	7000	7000
	204	Electricity	6732	29000	29000	35000	30000	25000
	205	Fuels	44636	40000	40000	46000	50000	50000
	206	Maintenance of Machines, furniture and accessories	2831	18000	18000	20000	25000	25000
	207	Maintenance of vehicles, equipment and accessories	2841	15500	15500	16000	16000	16000
	208	Repair and maintenance of buildings and accessories	2228	8000	8000	8000	8000	8000
	209	Stationery, Publications and Office Supplies	1951	8000	8000	8000	8000	8000
	210	Substances and raw materials (medicines, clothes, food, films, etc..)	2178	2000	2000	6000	6000	6000
	211	Cleaning services and supplies including cleaning contracts	46800	60000	60000	65000	70000	70000
	212	Insurance	8062	14500	14500	17000	20000	20000
	213	Official Travel Missions	1633	8000	7000	7000	7000	7000
	214	Goods and services expenses	2317	12000	12000	12000	20000	20000
Total			130490	227000	226000	254000	274000	269000
28		Other Expenditures						
2821		Other Current Expenditures						
	303	Scientific scholarships and training courses	405	2000	2000	5000	10000	10000
	305	Non-Employees' Bonuses	80911	165000	165000	170000	190000	190000
Total			81316	167000	167000	175000	200000	200000
Total of Chapter			1642254	1989000	1914000	2125000	2191000	2206000

Current Expenditures According to Program and Activities for the Years 2020 - 2024

Chapter : 0901 - Jordan Royal Geographic Center

(In JDs)

Program : 1301 - Administration and Support Services								
Activity : 601 - Administrative and Support Services								
Group	Item	Description	Actual 2020	Estimated 2021	Re-estimated 2021	Estimated 2022	Indicative 2023	Indicative 2024
21		Compensations of Employees						
2111		Salaries, Wages and Allowances						
	101	Classified Employees	20945	23000	22000	21000	21000	21000
	102	Unclassified Employees	169094	163000	155000	155000	156000	157000
	105	Personal Cost of Living Allowance	142517	140000	135000	140000	142000	144000
	106	Family Cost of Living Allowance	15436	15000	14000	18000	19000	20000
	110	Overtime Allowance	11384	11000	11000	10000	10000	10000
	111	Additional Allowance	105718	144000	124000	130000	132000	133000
	113	Transportation Allowance	11475	15000	15000	17000	18000	19000
	114	Transport Allowance	13000	14000	14000	15000	16000	18000
	116	Employees' Bonuses	81218	140000	140000	140000	140000	140000
	120	Contract Employees	29389	33000	33000	35000	36000	37000
		Total	600176	698000	663000	681000	690000	699000
2121		Social Security Contributions						
	301	Social Security	73953	96000	96000	100000	100000	95000
		Total	73953	96000	96000	100000	100000	95000
22		Use of Goods and Services						
2211		Use of Goods and Services						
	202	Telecommunications Services	3387	6000	6000	7000	7000	7000
	203	Water	4894	6000	6000	7000	7000	7000
	204	Electricity	6732	29000	29000	35000	30000	25000
	205	Fuels	44636	40000	40000	46000	50000	50000
	001	Heating	19959	15000	15000	16000	20000	20000
	002	Saloon vehicles	24677	25000	25000	30000	30000	30000
	206	Maintenance of Machines, furniture and accessories	2831	18000	18000	20000	25000	25000
	207	Maintenance of vehicles, equipment and accessories	2841	15500	15500	16000	16000	16000
	208	Repair and maintenance of buildings and accessories	2228	8000	8000	8000	8000	8000
	209	Stationery, Publications and Office Supplies	1951	8000	8000	8000	8000	8000
	210	Substances and raw materials (medicines, clothes, food, films, etc..)	2178	2000	2000	6000	6000	6000
	211	Cleaning services and supplies including cleaning contracts	46800	60000	60000	65000	70000	70000
	212	Insurance	8062	14500	14500	17000	20000	20000
	213	Official Travel Missions	1633	8000	7000	7000	7000	7000
	214	Goods and services expenses	2317	12000	12000	12000	20000	20000
	001	Events and hospitality	854	7000	7000	7000	10000	10000
	121	Administrative expenses	1463	5000	5000	5000	10000	10000
		Total	130490	227000	226000	254000	274000	269000
28		Other Expenditures						
2821		Other Current Expenditures						
	303	Scientific scholarships and training courses	405	2000	2000	5000	10000	10000
	305	Non-Employees' Bonuses	40985	65000	65000	65000	75000	75000
		Total	41390	67000	67000	70000	85000	85000
		Total of Activity	846009	1088000	1052000	1105000	1149000	1148000

Current Expenditures According to Program and Activities for the Years 2020 - 2024

Chapter : 0901 - Jordan Royal Geographic Center

(In JDs)

Program : 1301 - Administration and Support Services								
Activity : 602 - Geographic surveys and maps production								
Group	Item	Description	Actual 2020	Estimated 2021	Re-estimated 2021	Estimated 2022	Indicative 2023	Indicative 2024
21		Compensations of Employees						
2111		Salaries, Wages and Allowances						
	101	Classified Employees	6254	7000	7000	7000	7000	7000
	102	Unclassified Employees	116375	118000	116000	117000	117000	117000
	103	Comprehensive Contract Employees	103110	75000	72000	122000	123000	124000
	105	Personal Cost of Living Allowance	134311	135000	132000	135000	136000	137000
	106	Family Cost of Living Allowance	9940	12000	10000	11000	14000	16000
	110	Overtime Allowance	2363	9000	9000	10000	10000	10000
	111	Additional Allowance	151145	153000	153000	160000	161000	162000
	113	Transportation Allowance	5670	5000	5000	8000	9000	10000
	114	Transport Allowance	17980	16000	16000	20000	21000	22000
	115	Field Visit Allowance	0	1000	1000	0	0	0
	116	Employees' Bonuses	75932	135000	135000	185000	185000	185000
	120	Contract Employees	62082	65000	62000	85000	87000	88000
		Total	685162	731000	718000	860000	870000	878000
2121		Social Security Contributions						
	301	Social Security	71157	70000	44000	55000	57000	65000
		Total	71157	70000	44000	55000	57000	65000
28		Other Expenditures						
2821		Other Current Expenditures						
	305	Non-Employees' Bonuses	39926	100000	100000	105000	115000	115000
		Total	39926	100000	100000	105000	115000	115000
		Total of Activity	796245	901000	862000	1020000	1042000	1058000
		Total of Program	1642254	1989000	1914000	2125000	2191000	2206000
		Total of Chapter	1642254	1989000	1914000	2125000	2191000	2206000

Overall Summary of Capital Expenditures for the Years 2020 - 2024

Chapter : 0901 Jordan Royal Geographic Center

(In JDs)

Group	Item	Description	Actual 2020	Estimated 2021	Re-estimated 2021	Estimated 2022	Indicative 2023	Indicative 2024
		Expenditures						
22		Use of Goods and Services						
2211		Use of Goods and Services						
	510	Buildings and facilities repair and maintenance	12566	106000	106000	200000	150000	150000
	512	Operating and Sustaining Expenditures	132989	70000	70000	58000	58000	58000
Total			145555	176000	176000	258000	208000	208000
28		Other Expenditures						
2822		Other Capital Expenditures						
	504	Studies, Research and Consultations	3100	3000	3000	7000	22000	22000
Total			3100	3000	3000	7000	22000	22000
		Fixed Assets						
31		Non-financial Assets						
3112		Devices, Machinery and Equipment						
	505	Equipment, Machines and Devices	6085	58000	53000	6000	66000	66000
	506	Vehicles and Equipment	0	0	0	45000	0	0
Total			6085	58000	53000	51000	66000	66000
3113		Other Fixed Assets						
	511	Equipping and furnishing	0	0	0	5000	0	0
Total			0	0	0	5000	0	0
3122		Inventories						
	503	Materials and supplies	8000	15000	15000	4000	19000	19000
Total			8000	15000	15000	4000	19000	19000
Total of Chapter			162740	252000	247000	325000	315000	315000

Capital Expenditures According to Program and Projects for the Years 2020 - 2024

Chapter : 0901 Jordan Royal Geographic Center

(In JDs)

Program 1305 Production of Maps and Charts								
Project		001 Production of Maps and Charts Program Administration Project						
Fund Source		102001 Capital (Treasury)						
Group	Item	Description	Actual 2020	Estimated 2021	Re-estimated 2021	Estimated 2022	Indicative 2023	Indicative 2024
22		Use of Goods and Services						
2211		Use of Goods and Services						
	510	Buildings and facilities repair and maintenance						
	008	Buildings and facilities maintenance	12566	106000	106000	200000	150000	150000
		Total of Item	12566	106000	106000	200000	150000	150000
	512	Operating and Sustaining Expenditures						
	006	Devices, tools and equipment maintenance	7999	0	0	0	0	0
	008	Qualification and training expenses	0	5000	5000	7000	10000	10000
	011	Capacity building expenses	29999	0	0	0	0	0
	012	Subscriptions, insurances	0	0	0	11000	0	0
	014	Archiving and documentation	0	0	0	0	10000	10000
	015	Operating systems and software	11477	40000	40000	35000	10000	10000
	035	Technical and administrative support	30945	0	0	0	0	0
		Total of Item	80420	45000	45000	53000	30000	30000
28		Other Expenditures						
2822		Other Capital Expenditures						
	504	Studies, Research and Consultations						
	007	Institutional work development studies	0	0	0	0	10000	10000
	036	Miscellaneous studies	3100	3000	3000	7000	10000	10000
		Total of Item	3100	3000	3000	7000	20000	20000
31		Non-financial Assets						
3112		Devices, Machinery and Equipment						
	505	Equipment, Machines and Devices						
	001	Computers and accessories	0	5000	5000	4000	20000	20000
	003	Office supplies and equipment	3667	30000	30000	0	10000	10000
	055	Technical devices	2418	0	0	2000	10000	10000
		Total of Item	6085	35000	35000	6000	40000	40000
	506	Vehicles and Equipment						
	005	Medium-size passenger buses	0	0	0	45000	0	0
		Total of Item	0	0	0	45000	0	0
3113		Other Fixed Assets						
	511	Equipping and furnishing						
	009	Office furniture and equipment	0	0	0	5000	0	0
		Total of Item	0	0	0	5000	0	0
3122		Inventories						
	503	Materials and supplies						
	001	Computer supplies and accessories	3000	8000	8000	0	10000	10000
	020	Office supplies	5000	0	0	2000	0	0
		Total of Item	8000	8000	8000	2000	10000	10000
		Total of Project / Treasury	110171	197000	197000	318000	250000	250000

Capital Expenditures According to Program and Projects for the Years 2020 - 2024

Chapter : 0901 Jordan Royal Geographic Center

(In JDs)

Program		1305 Production of Maps and Charts						
Project		002 Demarcation and maintenance of the borders						
Fund Source		102001 Capital (Treasury)						
Group	item	Description	Actual 2020	Estimated 2021	Re-estimated 2021	Estimated 2022	Indicative 2023	Indicative 2024
22		Use of Goods and Services						
2211		Use of Goods and Services						
	512	Operating and Sustaining Expenditures						
	007	Vehicles and equipment maintenance	7917	0	0	0	0	0
	008	Qualification and training expenses	0	5000	5000	0	5000	5000
	014	Archiving and documentation	0	0	0	0	5000	5000
	015	Operating systems and software	0	5000	5000	5000	5000	5000
	035	Technical and administrative support	10117	0	0	0	0	0
		Total of Item	18034	10000	10000	5000	15000	15000
31		Non-financial Assets						
3112		Devices, Machinery and Equipment						
	505	Equipment, Machines and Devices						
	001	Computers and accessories	0	5000	5000	0	5000	5000
	003	Office supplies and equipment	0	3000	3000	0	3000	3000
	055	Technical devices	0	0	0	0	5000	5000
		Total of Item	0	8000	8000	0	13000	13000
3122		Inventories						
	503	Materials and supplies						
	001	Computer supplies and accessories	0	2000	2000	0	2000	2000
	020	Office supplies	0	0	0	2000	0	0
		Total of Item	0	2000	2000	2000	2000	2000
		Total of Project / Treasury	18034	20000	20000	7000	30000	30000
Project		006 Arabic Division of Experts in Geographic Names						
Fund Source		102001 Capital (Treasury)						
Group	item	Description	Actual 2020	Estimated 2021	Re-estimated 2021	Estimated 2022	Indicative 2023	Indicative 2024
22		Use of Goods and Services						
2211		Use of Goods and Services						
	512	Operating and Sustaining Expenditures						
	035	Technical and administrative support	20	0	0	0	0	0
		Total of Item	20	0	0	0	0	0
		Total of Project / Treasury	20	0	0	0	0	0

Capital Expenditures According to Program and Projects for the Years 2020 - 2024

Chapter : 0901 Jordan Royal Geographic Center

(In JDs)

Program 1305 Production of Maps and Charts								
Project		010 Electronic Portal Project						
Fund Source		102001 Capital (Treasury)						
Group	Item	Description	Actual 2020	Estimated 2021	Re-estimated 2021	Estimated 2022	Indicative 2023	Indicative 2024
22		Use of Goods and Services						
2211		Use of Goods and Services						
	512	Operating and Sustaining Expenditures						
	008	Qualification and training expenses	0	2000	2000	0	2000	2000
	011	Capacity building expenses	18713	0	0	0	0	0
	015	Operating systems and software	5000	8000	8000	0	8000	8000
	035	Technical and administrative support	2040	0	0	0	0	0
		Total of Item	25753	10000	10000	0	10000	10000
28		Other Expenditures						
2822		Other Capital Expenditures						
	504	Studies, Research and Consultations						
	036	Miscellaneous studies	0	0	0	0	2000	2000
		Total of Item	0	0	0	0	2000	2000
31		Non-financial Assets						
3112		Devices, Machinery and Equipment						
	505	Equipment, Machines and Devices						
	001	Computers and accessories	0	5000	5000	0	5000	5000
	055	Technical devices	0	3000	3000	0	3000	3000
		Total of Item	0	8000	8000	0	8000	8000
		Total of Project / Treasury	25753	18000	18000	0	20000	20000
Project		011 Royal Jordanian Geographic Center College for Surveying Sciences Project						
Fund Source		102001 Capital (Treasury)						
Group	Item	Description	Actual 2020	Estimated 2021	Re-estimated 2021	Estimated 2022	Indicative 2023	Indicative 2024
22		Use of Goods and Services						
2211		Use of Goods and Services						
	512	Operating and Sustaining Expenditures						
	015	Operating systems and software	0	5000	5000	0	3000	3000
	035	Technical and administrative support	8762	0	0	0	0	0
		Total of Item	8762	5000	5000	0	3000	3000
31		Non-financial Assets						
3112		Devices, Machinery and Equipment						
	505	Equipment, Machines and Devices						
	001	Computers and accessories	0	7000	2000	0	5000	5000
		Total of Item	0	7000	2000	0	5000	5000
3122		Inventories						
	503	Materials and supplies						
	020	Office supplies	0	5000	5000	0	7000	7000
		Total of Item	0	5000	5000	0	7000	7000
		Total of Project / Treasury	8762	17000	12000	0	15000	15000
		Total of Program	162740	252000	247000	325000	315000	315000
		Total of Chapter	162740	252000	247000	325000	315000	315000