

## Chapter : 2901 Ministry of Labour

- Creation:** The Ministry of Labour was established as an independent ministry in 1976 under Bylaw No. (40) for the year 1976. To cope with the socio-economic developments, Labour Law No. (8) for the year 1996 was issued and Ministry's Administrative Bylaw No. (38) for the year 1994 and amendments thereto was set up. The Ministry consists of (11) central directorates, (4) units at the directorate level and (36) field work, operation and inspection directorates spread all over the Kingdom.
- Vision :** Promoting the Jordanian labor market to reach optimal employment and regulating its work affairs through developing and activating its regulatory legislation according to the best international practices and standards.
- Mission:** Contributing to raising the rate of economic participation through preparing and employing the working forces and providing social protection to them and regulating the Jordanian labor market.
- Legal Framework :** Labour Law No. (8) for the year 1996 and Administrative Organization Bylaw No. (38) for the year 1994

### Tasks of the Ministry / Department:

- Supervise labor and laborers affairs and practice all authorities and responsibilities related to those affairs stipulated in all legislations.
- Organize the Jordanian labor market, set up necessary instructions for employing expatriates and provide job opportunities and employment for the Jordanians inside and outside the Kingdom in cooperation with the competent agencies.
- Take care of the Jordanian workers outside the Kingdom, develop labor relations with the host countries and organize the affairs of the expatriate workers in the Kingdom, supervise them and identify their work conditions.
- Registering labor unions and employers unions.
  
- Develop coordination and cooperation with the Arab and international labor organizations to serve the labor sector.
- Participate with the stakeholders in combating child labor phenomenon.
  
- Contribute to and participate in the tripartite committee's work to enable it perform the tasks and responsibilities assigned thereto and indicated in the Tripartite Committee bylaw.

### Ministry/Department Contribution to the Achievement of the National Objectives:

- Improve the poverty and unemployment levels and build an effective social protection system.
- Improve the level of services provided to the citizens and justice in its distribution.

### Major Issues and Challenges which face the Ministry / Department:

- The decrease of percentage of participants in the vocational apprenticeship program due to prevailing society culture.
- Low coordination among the agencies working in the field of vocational and technical training and education as well as their multiple numbers and variation of the quality level and kind of training therein.
- Low participation of Jordanian women in the labor forces compared to developing and advanced countries.
  
- The level of education of more than half of the unemployed is below secondary school.
  
- Low participation of the private sector and local society organizations in employment and training of Jordanians
- Lack of sufficient financing sources for employment and training

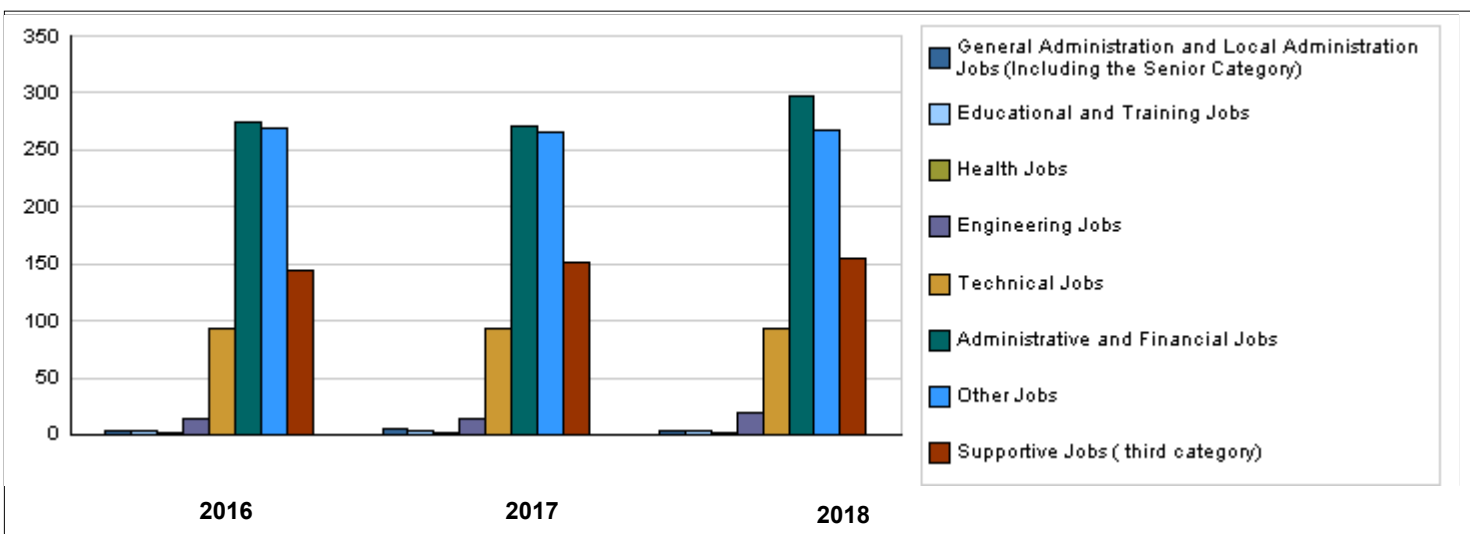
## CHAPTER : 2901 Ministry of Labour

### Strategic Objectives and Performance Indicators of the Ministry / Department

Strategic Objective	Performance Indicator	Base year	Value	Actual Value	Target Value	Preliminary Self Evaluation	Target Value			
				2016	2017	2017	2018	2019	2020	
				1 - To improve the sector governance of the employment, training and vocational and technical education.	1	Number of private sector institutions equipped with services of technical and vocational education and training that adopte annually.	2014	49	26	25
	2	Numbers of tests to practice the profession are being implemented for approved programs.	2014	1389	1500	1000	1600	1700	1800	1900
2 - To reduce the collective labor disputes in cooperation with the social partners.	1	Percentage of the conflicts which have been resolved through direct negotiation to the total labour disputes.	2014	65.4%	70.7%	77%	73%	76%	79%	82%
	2	Number of labour strikes	2014	29	23	21	22	21	20	19
3 - To improve the institutional services.	1	Percentage of service recipients' satisfaction	2014	90.4%	95.7%	100%	96%	96.5%	97%	97.5%
4 - To increase numbers of the Jordanian workers in the labor market.	1	Public unemployment rate	2014	11.9%	15.3%	11.8%	15.3%	15.2%	15.2%	15.1%
	2	Unemployment rate among males	2014	10.1%	13.3%	13.2%	13.2%	13.1%	13.1%	13.1%
	3	Unemployment rate among females	2014	20.7%	24.1%	24%	24%	24%	24%	24%
	4	Revised percentage of economic participation	2014	36.4%	36%	37.6%	37.6%	37.6%	37.8%	37.8%
	5	Revised percentage of women economic participation	2014	12.6%	13.2%	14.7%	13.2%	13.25%	13.3%	13.3%
	6	Jordan's assessment in the gender gap in the field of economic empowerment.	2015	35%	38.1%	40%	40%	41.1%	44.4%	47.9%
	7	Percentage of the licensed expatriate labour to the total workers in labor market.	2014	20.1%	12.6%	16%	12.5%	12%	11.5%	11%
5 - To reduce the violations number in the labor market.	1	Number of frequency of occupational injuries	2014	15233	14547	10500	14000	13500	13000	12500
	2	Number of violations for child labour, which was observed through the inspection visits.	2014	2199	1210	2250	500	2300	2350	2350
	3	Number of offenses to the requirements of the occupational safety and health	2016	245	245	90	92	90	80	80

### Number of Staff of the Ministry / Department

Group	Job	2016			2017			Preliminary 2018		
		Male	Female	Total	Male	Female	Total	Male	Female	Total
General Administration and Local Administration Jobs (Including the Senior Category)	Leadership and supervisory jobs	3	1	4	4	1	5	2	1	3
Educational and Training Jobs	Educational and training jobs	2	1	3	2	1	3	2	1	3
Health Jobs	Physician	2	0	2	2	0	2	2	0	2
Engineering Jobs	Engineer	11	3	14	11	3	14	13	6	19
Technical Jobs	Various technical jobs	68	26	94	67	26	93	67	26	93
Administrative and Financial Jobs	Various administrative and financial jobs	185	90	275	178	93	271	195	102	297
Other Jobs	Inspector, Researcher	244	25	269	240	25	265	242	25	267
Supportive Jobs ( third category)	Various supportive jobs	114	31	145	114	38	152	116	39	155
<b>Total</b>		<b>629</b>	<b>177</b>	<b>806</b>	<b>618</b>	<b>187</b>	<b>805</b>	<b>639</b>	<b>200</b>	<b>839</b>
<b>Total Cost of Salaries</b>		<b>3805487</b>	<b>1073343</b>	<b>4878830</b>	<b>3793020</b>	<b>1132980</b>	<b>4926000</b>	<b>3891200</b>	<b>1228800</b>	<b>5120000</b>



Key Information of the Ministry / Department																		
No.	Description	base year	Value	Primary 2017	Estimated 2018													Total
					Irbid	Mafraq	Jarsh	Ajloun	Amman	Balqa'	Zaraq'	Madaba	Karak	Ma'an	Tafila	Aqaba		
1	Number of labor and inspection directorates	2014	26	30	4	1	1	1	10	3	3	1	2	2	1	1	30	
2	Number of employment directorates	2014	6	6	1	1	0	0	2	0	1	0	0	0	0	1	6	
3	Number of issued work permits	2014	340314	365000	58000	15500	3000	1800	185000	32000	38000	7800	13500	4700	2600	3100	365000	
4	Number of persons employed through the directorates	2014	24289	19000	5790	0	780	530	6250	2720	780	400	660	25	1300	200	19435	
5	Number of children benefiting from programs provided by child labor reduction project	2014	1620	1500	0	0	0	0	900	0	600	0	0	0	0	0	1500	

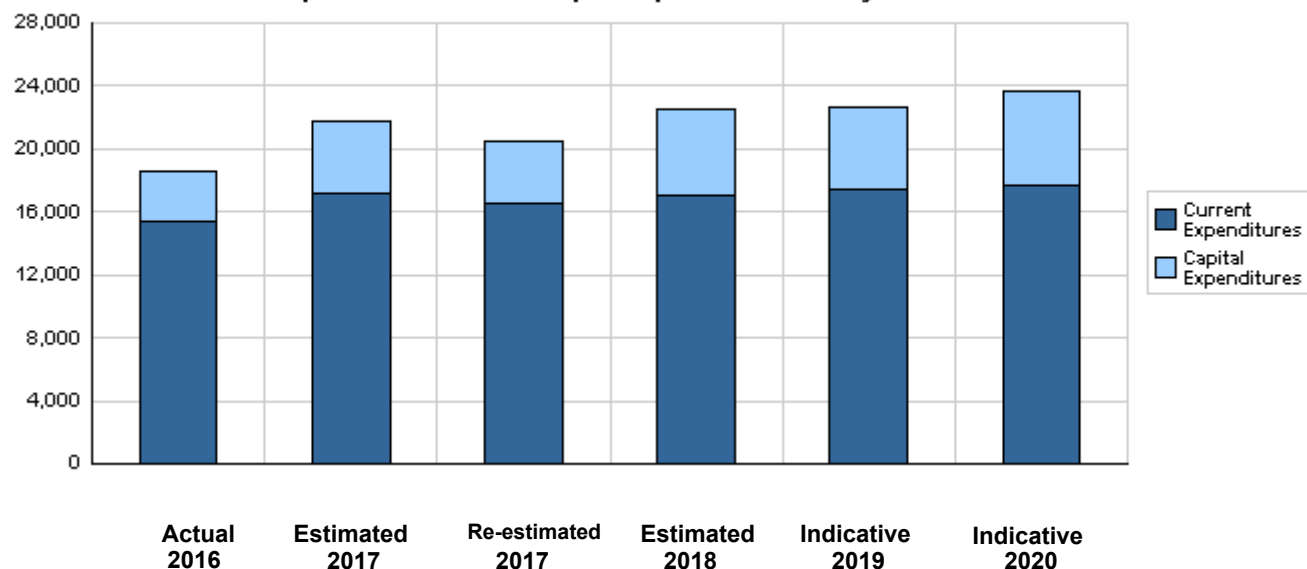
**Overall Summary of Expenditures for Chapter 2901- Ministry of Labour  
for the Years 2016 - 2020**

( In JDs )

Description		Actual 2016	Estimated 2017	Re-estimated 2017	Estimated 2018	Indicative 2019 2020	
<b>Group</b>	<b>Current Expenditures</b>						
2111	Salaries, Wages and Allowances	4,515,217	5,016,000	4,545,000	4,700,000	4,799,000	4,900,000
2121	Social Security Contributions	363,613	425,000	381,000	420,000	430,000	440,000
2211	Use of Goods and Services	553,802	498,000	448,000	510,000	520,000	530,000
2511	Subsidies to Public Corporations	0	1,100,000	1,100,000	1,500,000	1,500,000	1,500,000
2631	Support to General Government Units	10,010,000	10,101,000	10,053,000	9,883,000	10,111,000	10,332,000
2821	Other Current Expenditures	18,141	20,000	20,000	30,000	30,000	30,000
<b>Total current expenditures</b>		<b>15,460,773</b>	<b>17,160,000</b>	<b>16,547,000</b>	<b>17,043,000</b>	<b>17,390,000</b>	<b>17,732,000</b>
<b>Capital Expenditures</b>							
2111	Salaries, Wages and Allowances	146,418	193,500	104,290	95,000	95,000	95,000
2121	Social Security Contributions	10,500	0	0	0	0	0
2211	Use of Goods and Services	1,011,533	1,877,500	1,776,850	1,283,000	1,223,000	1,198,000
2511	Subsidies to Public Corporations	250,000	300,000	300,000	300,000	300,000	300,000
2632	Support to General Government Units/ Capital	1,350,000	1,845,000	1,483,000	3,349,000	3,315,000	3,035,000
2822	Other Capital Expenditures	60,346	26,000	3,910	27,000	27,000	27,000
3111	Buildings and Constructions	0	0	0	0	0	1,000,000
3112	Devices, Machinery and Equipment	117,299	215,000	146,350	165,000	115,000	80,000
3113	Other Fixed Assets	45,903	0	0	0	0	0
3122	Inventories	72,967	130,000	120,600	250,000	250,000	250,000
<b>Total capital expenditures</b>		<b>3,064,966</b>	<b>4,587,000</b>	<b>3,935,000</b>	<b>5,469,000</b>	<b>5,325,000</b>	<b>5,985,000</b>
<b>Treasury</b>		<b>3,064,966</b>	<b>4,587,000</b>	<b>3,935,000</b>	<b>5,469,000</b>	<b>5,325,000</b>	<b>5,985,000</b>
<b>Total current and capital expenditures</b>		<b>18,525,739</b>	<b>21,747,000</b>	<b>20,482,000</b>	<b>22,512,000</b>	<b>22,715,000</b>	<b>23,717,000</b>

( Thousands of JDs )

**Graph of the current and capital expenditures for the years 2016 - 2020**

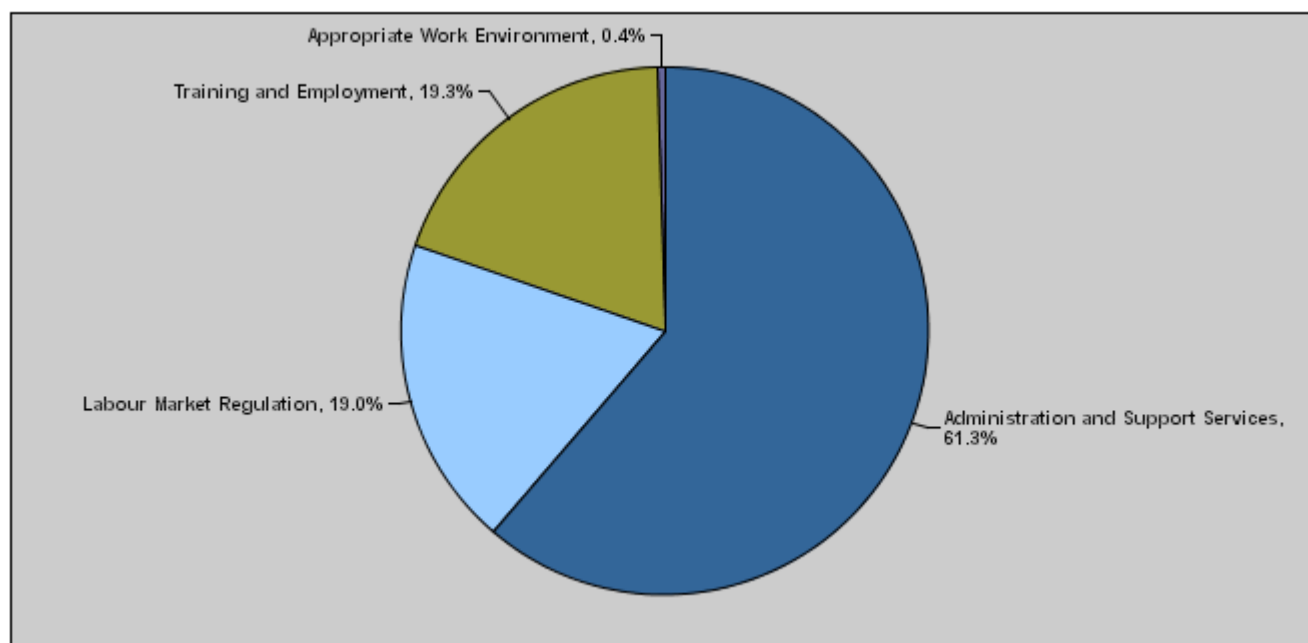


**Budget of Chapter 2901 - Ministry of Labour  
For the Year 2018 Distributed According to Program**

( In JDs )

Prog.	Description	Current Expenditures	Capital Expenditures	Total Expenditures
4801	Administration and Support Services	12,643,000	1,150,000	13,793,000
4805	Labour Market Regulation	3,676,000	600,000	4,276,000
4810	Training and Employment	724,000	3,629,000	4,353,000
4815	Appropriate Work Environment	0	90,000	90,000
<b>Total</b>		<b>17,043,000</b>	<b>5,469,000</b>	<b>22,512,000</b>

**Total Expenditures for the Year 2018 Distributed According to Programs**



**Estimated Allocations for Females distributed according to Programs for the Years 2016 - 2020**

Program	2016	2017	2018	2019	2020
4801 Administration and Support Services	3922000	4011000	3862000	3908000	4245000
4805 Labour Market Regulation	1019000	1222000	1411000	1431000	1451000
4810 Training and Employment	1281000	1184000	1958000	1951000	1829000
<b>Total</b>	<b>6222000</b>	<b>6417000</b>	<b>7231000</b>	<b>7290000</b>	<b>7525000</b>

**Estimated Allocations For Child distributed according to Programs for the Years 2016 - 2020**

Program	2016	2017	2018	2019	2020
4805 Labour Market Regulation	250000	300000	300000	300000	300000
<b>Total</b>	<b>250000</b>	<b>300000</b>	<b>300000</b>	<b>300000</b>	<b>300000</b>

**Budget Chapter 2901 - Ministry of Labour Distributed According to the Program**

**4801 Administration and Support Services Program**

**Objective of the program :**

Upgrade the efficiency of Ministry of Labor and its employees and improve its services provided to the citizens.

**The strategic objective related to the program :**

- Improve the institutional services.

**Directorates associated with the program :**

Administrative and Financial Affairs Directorate, Internal Control Unit, Human Resources Directorate

**Services provided by the program :**

Provide financial and administrative services to employees, train human resources in the Ministry and raise their efficiency, provide computerized systems, licenses and software linked to the tasks of the directorates and sustain the website, provide a database on expatriate and licensed workers and facilitate work permits issuance procedures.

**Staff working in the program :**

The program is implemented through a functional staff in 2017 estimated with ( 252 ) staff, including ( 168 ) males and ( 84 ) females .

**Performance Measurement Indicators for Program**

Performance Indicator	Base Year	Value	Actual value	Target Value	Preliminary Self Evaluation	Target Value		
			2016	2017		2017	2018	2019
1 Percentage of staff satisfaction	2014	75.8%	71.3%	76%	75%	77%	77%	78%
2 Percentage of employees joining training courses to total number of employees	2014	67%	45%	77%	50%	60%	70%	80%

**Appropriations Of Administration and Support Services Program as Per Activities and Projects. ( In JDs )**

Activities and Projects	Actual	Estimated	Re-estimated	Estimated	Indicative	
	2016	2017	2017	2018	2019	2020
<b>Current Expenditures</b>	<b>12,230,467</b>	<b>13,128,000</b>	<b>12,813,500</b>	<b>12,643,000</b>	<b>12,905,000</b>	<b>13,162,000</b>
601 Administrative and Support Services	2,220,467	3,027,000	2,760,500	2,760,000	2,794,000	2,830,000
602 Supporting the Vocational Training Corporation	10,010,000	10,101,000	10,053,000	9,883,000	10,111,000	10,332,000
<b>Capital Expenditures</b>	<b>844,618</b>	<b>1,562,000</b>	<b>1,512,000</b>	<b>1,150,000</b>	<b>1,050,000</b>	<b>2,000,000</b>
001 Institutional Capacities Enhancement Project	435,812	714,000	714,000	750,000	750,000	750,000
005 Automation of the Ministry of Labour	163,210	250,000	250,000	400,000	300,000	250,000
006 Electronic work permits	182,461	548,000	548,000	0	0	0
007 Solar Energy Use Project	63,135	50,000	0	0	0	0
701 Building for Labor and Employment Directorate / Mafraq governorate	0	0	0	0	0	1,000,000
<b>Program / Treasury</b>	<b>844,618</b>	<b>1,562,000</b>	<b>1,512,000</b>	<b>1,150,000</b>	<b>1,050,000</b>	<b>2,000,000</b>
<b>Total Program</b>	<b>13,075,085</b>	<b>14,690,000</b>	<b>14,325,500</b>	<b>13,793,000</b>	<b>13,955,000</b>	<b>15,162,000</b>

**Budget Chapter 2901 - Ministry of Labour Distributed According to the Program**

<b>4805</b>	<b>Labour Market Regulation Program</b>
-------------	---

**Objective of the program :**

Raise the commitment to legislation regulated the labour market.

**The strategic objective related to the program :**

- Improve the sector governance of the employment, training and vocational and technical education.
- Reduce the violations number in the labor market.

**Directorates associated with the program :**

Inspection Directorate and the directorates affiliated to it in the governorates, Expatriate Workers Directorate, Employment, Technical and Vocational Education and Training Council Affairs Directorate, Center of Accreditation and Quality Control, National Employment Strategy Unit and Policies and Strategic Planning Unit

**Services provided by the program :**

Support the labor market with qualified graduates to meet the market needs and accredited institutions and programs for vocational training, reinstate working children in schools and qualify them and provide economic substitutes to their families and raise the capacities of the workers in the agencies concerned with human resources.

**Staff working in the program :**

The program is implemented through a functional staff in 2017 estimated with ( 370 ) staff, including ( 301 ) males and ( 69 ) females .

**Performance Measurement Indicators for Program**

Performance Measurement Indicator	Base Year	Value	Actual value	Target Value	Preliminary Self Evaluation	Target Value		
			2016	2017		2017	2018	2019
1 Number of children trained and habilitated after removing them from the labor market	2014	1110	1200	1000	1200	1250	1300	1350
2 Number of profession practice examinations for the practicing workforce according the agreement signed with the Vocational Training Corporation annual	2014	5555	2481	5000	2500	5000	5000	5000

**Appropriations Of Labour Market Regulation Program as Per Activities and Projects.**

( In JDs )

Activities and Projects	Actual	Estimated	Re-estimated	Estimated	Indicative	
	2016	2017	2017	2018	2019	2020
<b>Current Expenditures</b>	<b>2,274,210</b>	<b>3,196,000</b>	<b>3,098,000</b>	<b>3,676,000</b>	<b>3,735,000</b>	<b>3,799,000</b>
601 Organizing the Jordanian labor market	2,274,210	3,196,000	3,098,000	3,676,000	3,735,000	3,799,000
<b>Capital Expenditures</b>	<b>503,289</b>	<b>670,000</b>	<b>605,000</b>	<b>600,000</b>	<b>600,000</b>	<b>600,000</b>
002 Reform of the employment, technical and vocational education and training sector	128	20,000	5,000	0	0	0
003 Reducing Child Labor	250,000	300,000	300,000	300,000	300,000	300,000
005 Establishing and empowering the Accreditation and Quality Assurance Center	253,161	350,000	300,000	300,000	300,000	300,000
<b>Program / Treasury</b>	<b>503,289</b>	<b>670,000</b>	<b>605,000</b>	<b>600,000</b>	<b>600,000</b>	<b>600,000</b>
<b>Total Program</b>	<b>2,777,499</b>	<b>3,866,000</b>	<b>3,703,000</b>	<b>4,276,000</b>	<b>4,335,000</b>	<b>4,399,000</b>

**Budget Chapter 2901 - Ministry of Labour Distributed According to the Program**

<b>4810</b>	<b>Training and Employment Program</b>
<b>Objective of the program :</b>	
Increase the umbrella of training and employment services for Jordanians.	
<b>The strategic objective related to the program :</b>	
Increase numbers of the Jordanian workers in the labor market.	
<b>Directorates associated with the program :</b>	
Employment Directorate, Woman Employment Unit, Employment Projects Unit, Policies and Strategic Planning Unit and National Employment Strategy Unit	
<b>Services provided by the program :</b>	
Train the unemployed Jordanians, supply the labor market with trained and qualified manpower, enter into partnership with the private sector for employment of Jordanians especially those from remote areas in order to increase their incomes, provide a national database on Jordanian job seekers, provide the one stop window service, hold job fairs and days to match job seekers with employers, conduct studies on the labor market, give incentives to the investors to establish productive branches in the remote areas, provide living services to the women workers in remote areas in the qualified industrial zones.	
<b>Staff working in the program :</b>	
The program is implemented through a functional staff in 2017 estimated with ( 183 ) staff, including ( 149 ) males and ( 34 ) females .	

**Performance Measurement Indicators for Program**

	Performance Measurement Indicator	Base Year	Value	Actual value	Target Value	Preliminary Self Evaluation	Target Value		
				2016	2017		2017	2018	2019
1	Percentage of persons employed through the Ministry of Labour to total job seekers registered at the Ministry	2015	52%	35%	47%	36%	37%	38%	39.5%
2	Number of women in the remote areas enrolled in the productive branches program (on the job training)	2014	865	791	1500	1185	1500	1500	1500
3	Percentage of Jordanian workers in the qualified industrial zones to the total of workers.	2014	24.5%	22.6%	25.5%	23.5%	24.5%	25.5%	26.5%
4	Number of sessions of vocational and employment guidance.	2014	2852	516	750	525	550	575	600

**Appropriations Of Training and Employment Program as Per Activities and Projects.**

( In JDs )

Activities and Projects		Actual 2016	Estimated 2017	Re-estimated 2017	Estimated 2018	Indicative	
						2019	2020
<b>Current Expenditures</b>		<b>956,096</b>	<b>836,000</b>	<b>635,500</b>	<b>724,000</b>	<b>750,000</b>	<b>771,000</b>
601	Providing training and employment services to Jordanians	956,096	836,000	635,500	724,000	750,000	771,000
<b>Capital Expenditures</b>		<b>1,606,672</b>	<b>2,270,000</b>	<b>1,733,000</b>	<b>3,629,000</b>	<b>3,585,000</b>	<b>3,295,000</b>
007	Transferring investments to poor areas	6,358	0	0	0	0	0
008	Supporting the Vocational Training Corporation projects	1,350,000	1,845,000	1,483,000	1,995,000	1,975,000	1,875,000
013	Developing a comprehensive system for labor market data	10,346	0	0	0	0	0
016	Developing employment and unemployment alleviation services	239,968	425,000	250,000	250,000	250,000	250,000
701	Employment and Vocational Guidance Exhibition / Aqaba Governorate	0	0	0	30,000	20,000	10,000
702	Expanding and developing the workshops and training institutes in Irbid governorate	0	0	0	930,000	450,000	350,000
703	Establishing workshops in Jerash governorates	0	0	0	30,000	160,000	90,000
704	Establishing a meeting hall / the vocational training / Jarash governorate	0	0	0	0	60,000	0
705	Rehabilitating the Vocational Training Institute / Ajloun governorate	0	0	0	0	570,000	570,000
706	Expanding and developing the workshops in Tafileh governorate	0	0	0	200,000	100,000	0
707	Establishing a second floor for South Region Directorate / The Vocational Training / Tafileh Governorate	0	0	0	0	0	150,000
708	Expanding and developing the workshops and training institutes in Aqaba governorate	0	0	0	194,000	0	0
<b>Program / Treasury</b>		<b>1,606,672</b>	<b>2,270,000</b>	<b>1,733,000</b>	<b>3,629,000</b>	<b>3,585,000</b>	<b>3,295,000</b>
<b>Total Program</b>		<b>2,562,768</b>	<b>3,106,000</b>	<b>2,368,500</b>	<b>4,353,000</b>	<b>4,335,000</b>	<b>4,066,000</b>



**Budget Chapter 2901 - Ministry of Labour Distributed According to the Program**

<b>4815</b>	<b>Appropriate Work Environment Program</b>
<b>Objective of the program :</b>	
Preserve the workers' rights	
<b>The strategic objective related to the program :</b>	
Reduce the collective labor disputes in cooperation with the social partners.	
<b>Directorates associated with the program :</b>	
Inspection Directorate, Legal Affairs Directorate, International Cooperation Directorate, Media and Social Communications Directorate, Labor Relations Directorate	
<b>Services provided by the program :</b>	
Provide suitable work environment for workers, raise the awareness of employees and employers, create mechanisms and means for receiving complaints from Jordanian and expatriate workers and solve them, study the alignment of the minimum wages to inflation, settle labor disputes between workers and employers, contribute to amending labor legislation, increase the percentage of Jordanians working in the textile sector and contribute to alleviating the human trafficking crime.	
<b>Staff working in the program :</b>	
This program is implemented through the Ministry's center.	

<b>Performance Measurement Indicators for Program</b>									
Performance Measurement Indicator		Base Year	Value	Actual value	Target Value	Preliminary Self Evaluation	Target Value		
				2016	2017		2017	2018	2019
1	Number of inspection visits to institutions subject to labour law	2014	88208	85000	75000	87000	89000	91000	93000
2	Number of human trafficking issues reported by the Ministry to Public Security Directorate.	2014	58	30	60	35	40	45	50
3	Number of inspection visits related to availability of work conditions.	2016	22875	22875	45000	45000	75000	75000	75000

<b>Appropriations Of Appropriate Work Environment Program as Per Activities and Projects. ( In JDs )</b>							
Activities and Projects		Actual	Estimated	Re-estimated	Estimated	Indicative	
		2016	2017	2017	2018	2019	2020
<b>Current Expenditures</b>		0	0	0	0	0	0
<b>Capital Expenditures</b>		110,387	85,000	85,000	90,000	90,000	90,000
005	Optimal Work.	35,387	35,000	35,000	35,000	35,000	35,000
007	Anti-Human Trafficking Unit	75,000	50,000	50,000	55,000	55,000	55,000
<b>Program / Treasury</b>		110,387	85,000	85,000	90,000	90,000	90,000
<b>Total Program</b>		110,387	85,000	85,000	90,000	90,000	90,000

## Capital Expenditures Distributed According to Governorates

Chapter : 2901 Ministry of Labour

(In JDs)

Governorate		Estimated 2018	Indicative 2019	Indicative 2020
21	Irbid Governorate	930,000	450,000	350,000
22	Mafraq Governorate	0	0	1,000,000
23	Jerash Governorate	30,000	220,000	90,000
24	Ajloun Governorate	0	570,000	570,000
31	The Capital Governorate	0	0	0
32	Balqa' Governorate	0	0	0
33	Zarqa Governorate	0	0	0
34	Ma'daba Governorate	0	0	0
41	Karak Governorate	0	0	0
42	Ma'an Governorate	0	0	0
43	Tafileh Governorate	200,000	100,000	150,000
44	Aqaba Governorate	224,000	20,000	10,000
<b>Total</b>		<b>1,384,000</b>	<b>1,360,000</b>	<b>2,170,000</b>

**Chapter : 2901 Ministry of Labour**

**( In JDs )**

<b>Current Activities Appropriations According to Program</b>								
Prog.	Activites		Actual	Estimated	Re-estimated	Estimated	Indicative	Indicative
			2016	2017	2017	2018	2019	2020
4805	601	Organizing the Jordanian labor market	2274210	3196000	3098000	3676000	3735000	3799000
	Total of Program		2274210	3196000	3098000	3676000	3735000	3799000
4801	601	Administrative and Support Services	2220467	3027000	2760500	2760000	2794000	2830000
	602	Supporting the Vocational Training Corporation	10010000	10101000	10053000	9883000	10111000	10332000
	Total of Program		12230467	13128000	12813500	12643000	12905000	13162000
4810	601	Providing training and employment services to Jordanians	956096	836000	635500	724000	750000	771000
	Total of Program		956096	836000	635500	724000	750000	771000
Total			15460773	17160000	16547000	17043000	17390000	17732000

<b>Capital Projects Appropriations According to Program</b>								
Prog.	Projects		Actual	Estimated	Re-estimated	Estimated	Indicative	Indicative
			2016	2017	2017	2018	2019	2020
4805	002	Reform of the employment, technical and vocational education and training sector	128	20000	5000	0	0	0
	003	Reducing Child Labor	250000	300000	300000	300000	300000	300000
	005	Establishing and empowering the Accreditation and Quality Assurance Center	253161	350000	300000	300000	300000	300000
	Total of Program		503289	670000	605000	600000	600000	600000
4815	005	Optimal Work.	35387	35000	35000	35000	35000	35000
	007	Anti-Human Trafficking Unit	75000	50000	50000	55000	55000	55000
	Total of Program		110387	85000	85000	90000	90000	90000
4801	001	Institutional Capacities Enhancement Project	435812	714000	714000	750000	750000	750000
	005	Automation of the Ministry of Labour	163210	250000	250000	400000	300000	250000
	006	Electronic work permits	182461	548000	548000	0	0	0
	007	Solar Energy Use Project	63135	50000	0	0	0	0
	701	Building for Labor and Employment Directorate / Mafraq governorate	0	0	0	0	0	1000000
	Total of Program		844618	1562000	1512000	1150000	1050000	2000000
4810	007	Transferring investments to poor areas	6358	0	0	0	0	0
	008	Supporting the Vocational Training Corporation projects	1350000	1845000	1483000	1995000	1975000	1875000
	013	Developing a comprehensive system for labor market data	10346	0	0	0	0	0
	016	Developing employment and unemployment alleviation services	239968	425000	250000	250000	250000	250000
	701	Employment and Vocational Guidance Exhibition / Aqaba Governorate	0	0	0	30000	20000	10000
	702	Expanding and developing the workshops and training institutes in Irbid governorate	0	0	0	930000	450000	350000
	703	Establishing workshops in Jerash governorates	0	0	0	30000	160000	90000
	704	Establishing a meeting hall / the vocational training / Jarash governorate	0	0	0	0	60000	0
	705	Rehabilitating the Vocational Training Institute / Ajloun governorate	0	0	0	0	570000	570000
	706	Expanding and developing the workshops in Tafleeh governorate	0	0	0	200000	100000	0
	707	Establishing a second floor for South Region Directorate / The Vocational Training / Tafleeh Governorate	0	0	0	0	0	150000
708	Expanding and developing the workshops and training institutes in Aqaba governorate	0	0	0	194000	0	0	
Total of Program		1606672	2270000	1733000	3629000	3585000	3295000	
Total			3064966	4587000	3935000	5469000	5325000	5985000

# Overall Summary of Current Expenditures for the Years 2016 - 2020

**Chapter: 2901 Ministry of Labour**

( In JDs )

Group	Item	Description	Actual 2016	Estimated 2017	Re-estimated 2017	Estimated 2018	Indicative 2019	Indicative 2020
<b>21</b>		<b>Compensations of Employees</b>						
<b>2111</b>		<b>Salaries, Wages and Allowances</b>						
	101	Classified Employees	284324	260000	229000	240000	210000	200000
	102	Unclassified Employees	1240565	1325000	1325000	1359000	1394000	1432000
	103	Comprehensive Contract Employees	50504	45000	45000	80000	88000	90000
	105	Personal Cost of Living Allowance	1620939	1600000	1600000	1300000	1317000	1334000
	106	Family Cost of Living Allowance	88919	120000	105000	112000	117000	119000
	110	Overtime Allowance	18364	20000	20000	20000	20000	20000
	111	Additional Allowance	92484	110000	105000	648000	669000	684000
	112	Other Allowances	593519	600000	411000	120000	123000	127000
	113	Transportation Allowance	214146	250000	230000	234000	239000	243000
	114	Transport Allowance	71838	135000	85000	90000	95000	98000
	116	Employees' Bonuses	175782	180000	180000	200000	200000	200000
	120	Contract Employees	63833	371000	210000	297000	327000	353000
<b>Total</b>			<b>4515217</b>	<b>5016000</b>	<b>4545000</b>	<b>4700000</b>	<b>4799000</b>	<b>4900000</b>
<b>2121</b>		<b>Social Security Contributions</b>						
	301	Social Security	363613	425000	381000	420000	430000	440000
<b>Total</b>			<b>363613</b>	<b>425000</b>	<b>381000</b>	<b>420000</b>	<b>430000</b>	<b>440000</b>
<b>22</b>		<b>Use of Goods and Services</b>						
<b>2211</b>		<b>Use of Goods and Services</b>						
	201	Rents	29605	0	0	0	0	0
	202	Telecommunications Services	83316	58000	58000	66000	67000	68000
	203	Water	10991	16000	16000	12000	12000	12000
	204	Electricity	114991	118000	118000	145000	146000	147000
	205	Fuels	79636	90000	82000	76000	79000	82000
	206	Maintenance of Machines, furniture and accessories	2913	3500	3000	1000	1000	1000
	207	Maintenance of vehicles, equipment and accessories	3858	5500	4000	2000	2000	2000
	208	Repair and maintenance of buildings and accessories	2423	5000	5000	2000	2000	2000
	209	Stationery, Publications and Office Supplies	28611	20000	20000	23000	25000	27000
	210	Substances and raw materials (medicines, clothes, food, films, etc..)	910	2000	2000	0	0	0
	211	Cleaning services and supplies including cleaning contracts	149747	135000	105000	145000	147000	150000
	212	Insurance	27753	35000	25500	28000	29000	29000
	213	Official Travel Missions	18066	7500	7000	8000	8000	8000
	214	Goods and services expenses	982	2500	2500	2000	2000	2000
<b>Total</b>			<b>553802</b>	<b>498000</b>	<b>448000</b>	<b>510000</b>	<b>520000</b>	<b>530000</b>
<b>25</b>		<b>Subsidies</b>						
<b>2511</b>		<b>Subsidies to Public Corporations</b>						
	304	Subsidies to non-financial public corporations	0	1100000	1100000	1500000	1500000	1500000
<b>Total</b>			<b>0</b>	<b>1100000</b>	<b>1100000</b>	<b>1500000</b>	<b>1500000</b>	<b>1500000</b>
<b>26</b>		<b>Support/ Grants</b>						
<b>2631</b>		<b>Support to General Government Units</b>						
	313	Support to general government units/current	10010000	10101000	10053000	9883000	10111000	10332000
<b>Total</b>			<b>10010000</b>	<b>10101000</b>	<b>10053000</b>	<b>9883000</b>	<b>10111000</b>	<b>10332000</b>
<b>28</b>		<b>Other Expenditures</b>						
<b>2821</b>		<b>Other Current Expenditures</b>						
	303	Scientific scholarships and training courses	786	5000	5000	5000	5000	5000
	305	Non-Employees' Bonuses	17355	15000	15000	25000	25000	25000
<b>Total</b>			<b>18141</b>	<b>20000</b>	<b>20000</b>	<b>30000</b>	<b>30000</b>	<b>30000</b>
<b>Total of Chapter</b>			<b>15460773</b>	<b>17160000</b>	<b>16547000</b>	<b>17043000</b>	<b>17390000</b>	<b>17732000</b>

**Current Expenditures According to Program and Activities for the Years 2016 - 2020**

Chapter : 2901 - Ministry of Labour

(In JDs)

Program : 4801 - Administration and Support Services								
Activity : 601 - Administrative and Support Services								
Group	Item	Description	Actual 2016	Estimated 2017	Re-estimated 2017	Estimated 2018	Indicative 2019	Indicative 2020
<b>21</b>		<b>Compensations of Employees</b>						
<b>2111</b>		Salaries, Wages and Allowances						
	101	Classified Employees	77826	70000	67000	60000	55000	50000
	102	Unclassified Employees	466284	500000	500000	513000	523000	536000
	103	Comprehensive Contract Employees	8998	35000	35000	65000	70000	72000
	105	Personal Cost of Living Allowance	503502	650000	650000	510000	515000	520000
	106	Family Cost of Living Allowance	31930	30000	30000	30000	31000	32000
	110	Overtime Allowance	18364	20000	20000	20000	20000	20000
	111	Additional Allowance	24370	30000	30000	215000	223000	230000
	112	Other Allowances	593519	600000	411000	45000	46000	47000
	113	Transportation Allowance	78804	100000	91500	92000	93000	94000
	114	Transport Allowance	25498	45000	32000	33000	34000	35000
	116	Employees' Bonuses	69698	70000	70000	80000	80000	80000
	120	Contract Employees	37419	30000	30000	70000	74000	78000
		<b>Total</b>	<b>1936212</b>	<b>2180000</b>	<b>1966500</b>	<b>1733000</b>	<b>1764000</b>	<b>1794000</b>
<b>2121</b>		Social Security Contributions						
	301	Social Security	47995	150000	139000	145000	145000	145000
		<b>Total</b>	<b>47995</b>	<b>150000</b>	<b>139000</b>	<b>145000</b>	<b>145000</b>	<b>145000</b>
<b>22</b>		<b>Use of Goods and Services</b>						
<b>2211</b>		Use of Goods and Services						
	202	Telecommunications Services	26919	35000	35000	34000	34000	34000
	203	Water	3000	7000	7000	5000	5000	5000
	204	Electricity	24999	28000	28000	45000	46000	47000
	205	Fuels	13203	21000	18000	15000	15000	16000
	001	Heating	5892	8000	6000	6000	6000	6500
	002	Saloon vehicles	6958	10000	10000	8000	8000	8500
	003	Transport vehicles and heavy equipment	353	3000	2000	1000	1000	1000
	206	Maintenance of Machines, furniture and accessories	948	1500	1000	1000	1000	1000
	207	Maintenance of vehicles, equipment and accessories	998	1500	1000	1000	1000	1000
	208	Repair and maintenance of buildings and accessories	932	2000	2000	1000	1000	1000
	209	Stationery, Publications and Office Supplies	9835	10000	10000	12000	12000	13000
	210	Substances and raw materials (medicines, clothes, food, films, etc..)	499	1000	1000	0	0	0
	211	Cleaning services and supplies including cleaning contracts	119747	100000	70000	95000	97000	100000
	212	Insurance	7628	10000	2000	8000	8000	8000
	213	Official Travel Missions	8926	4000	4000	4000	4000	4000
	214	Goods and services expenses	485	1000	1000	1000	1000	1000
		<b>Total</b>	<b>218119</b>	<b>222000</b>	<b>180000</b>	<b>222000</b>	<b>225000</b>	<b>231000</b>
<b>25</b>		<b>Subsidies</b>						
<b>2511</b>		Subsidies to Public Corporations						
	304	Subsidies to non-financial public corporations	0	455000	455000	630000	630000	630000
	110	Incentives account of Ministry of labour employees *	0	455000	455000	630000	630000	630000
		<b>Total</b>	<b>0</b>	<b>455000</b>	<b>455000</b>	<b>630000</b>	<b>630000</b>	<b>630000</b>
<b>28</b>		<b>Other Expenditures</b>						
<b>2821</b>		Other Current Expenditures						
	303	Scientific scholarships and training courses	786	5000	5000	5000	5000	5000
	305	Non-Employees' Bonuses	17355	15000	15000	25000	25000	25000
		<b>Total</b>	<b>18141</b>	<b>20000</b>	<b>20000</b>	<b>30000</b>	<b>30000</b>	<b>30000</b>
		<b>Total of Activity</b>	<b>2220467</b>	<b>3027000</b>	<b>2760500</b>	<b>2760000</b>	<b>2794000</b>	<b>2830000</b>
Activity : 602 - Supporting the Vocational Training Corporation								
Group	Item	Description	Actual 2016	Estimated 2017	Re-estimated 2017	Estimated 2018	Indicative 2019	Indicative 2020
<b>26</b>		<b>Support/ Grants</b>						
<b>2631</b>		Support to General Government Units						
	313	Support to general government units/current	10010000	10101000	10053000	9883000	10111000	10332000
	003	Vocational Training Corporation	10010000	10101000	10053000	9883000	10111000	10332000
		<b>Total</b>	<b>10010000</b>	<b>10101000</b>	<b>10053000</b>	<b>9883000</b>	<b>10111000</b>	<b>10332000</b>
		<b>Total of Activity</b>	<b>10010000</b>	<b>10101000</b>	<b>10053000</b>	<b>9883000</b>	<b>10111000</b>	<b>10332000</b>
		<b>Total of Program</b>	<b>12230467</b>	<b>13128000</b>	<b>12813500</b>	<b>12643000</b>	<b>12905000</b>	<b>13162000</b>

**Current Expenditures According to Program and Activities for the Years 2016 - 2020**

Chapter : 2901 - Ministry of Labour

(In JDs)

Program : 4805 - Labour Market Regulation								
Activity : 601 - Organizing the Jordanian labor market								
Group	Item	Description	Actual 2016	Estimated 2017	Re-estimated 2017	Estimated 2018	Indicative 2019	Indicative 2020
<b>21</b>		<b>Compensations of Employees</b>						
<b>2111</b>		Salaries, Wages and Allowances						
	101	Classified Employees	206498	190000	162000	180000	155000	150000
	102	Unclassified Employees	463958	750000	750000	768000	791000	814000
	105	Personal Cost of Living Allowance	701394	700000	700000	586000	592000	601000
	106	Family Cost of Living Allowance	54999	70000	63000	70000	74000	75000
	111	Additional Allowance	68114	80000	75000	403000	413000	418000
	112	Other Allowances	0	0	0	58000	59000	61000
	113	Transportation Allowance	121656	120000	120000	123000	126000	128000
	114	Transport Allowance	41440	80000	47000	50000	54000	56000
	116	Employees' Bonuses	72430	75000	75000	85000	85000	85000
	120	Contract Employees	26414	45000	45000	70000	91000	107000
		<b>Total</b>	<b>1756903</b>	<b>2110000</b>	<b>2037000</b>	<b>2393000</b>	<b>2440000</b>	<b>2495000</b>
<b>2121</b>		Social Security Contributions						
	301	Social Security	181624	200000	183000	195000	200000	205000
		<b>Total</b>	<b>181624</b>	<b>200000</b>	<b>183000</b>	<b>195000</b>	<b>200000</b>	<b>205000</b>
<b>22</b>		<b>Use of Goods and Services</b>						
<b>2211</b>		Use of Goods and Services						
	201	Rents	29605	0	0	0	0	0
	202	Telecommunications Services	56397	23000	23000	32000	33000	34000
	203	Water	7991	9000	9000	7000	7000	7000
	204	Electricity	89992	90000	90000	100000	100000	100000
	205	Fuels	66433	69000	64000	61000	64000	66000
	001	Heating	14489	13000	8000	9000	9500	10000
	002	Saloon vehicles	49094	50000	50000	49000	51000	52000
	003	Transport vehicles and heavy equipment	2850	6000	6000	3000	3500	4000
	206	Maintenance of Machines, furniture and accessories	1965	2000	2000	0	0	0
	207	Maintenance of vehicles, equipment and accessories	2860	4000	3000	1000	1000	1000
	208	Repair and maintenance of buildings and accessories	1491	3000	3000	1000	1000	1000
	209	Stationery, Publications and Office Supplies	18776	10000	10000	11000	13000	14000
	210	Substances and raw materials (medicines, clothes, food, films, etc..)	411	1000	1000	0	0	0
	211	Cleaning services and supplies including cleaning contracts	30000	35000	35000	50000	50000	50000
	212	Insurance	20125	25000	23500	20000	21000	21000
	213	Official Travel Missions	9140	3500	3000	4000	4000	4000
	214	Goods and services expenses	497	1500	1500	1000	1000	1000
		<b>Total</b>	<b>335683</b>	<b>276000</b>	<b>268000</b>	<b>288000</b>	<b>295000</b>	<b>299000</b>
<b>25</b>		<b>Subsidies</b>						
<b>2511</b>		Subsidies to Public Corporations						
	304	Subsidies to non-financial public corporations	0	610000	610000	800000	800000	800000
	110	Incentives account of Ministry of labour employees *	0	610000	610000	800000	800000	800000
		<b>Total</b>	<b>0</b>	<b>610000</b>	<b>610000</b>	<b>800000</b>	<b>800000</b>	<b>800000</b>
		<b>Total of Activity</b>	<b>2274210</b>	<b>3196000</b>	<b>3098000</b>	<b>3676000</b>	<b>3735000</b>	<b>3799000</b>
		<b>Total of Program</b>	<b>2274210</b>	<b>3196000</b>	<b>3098000</b>	<b>3676000</b>	<b>3735000</b>	<b>3799000</b>

**Current Expenditures According to Program and Activities for the Years 2016 - 2020**

Chapter : 2901 - Ministry of Labour

(In JDs)

Program : 4810 - Training and Employment								
Activity : 601 - Providing training and employment services to Jordanians								
Group	Item	Description	Actual 2016	Estimated 2017	Re-estimated 2017	Estimated 2018	Indicative 2019	Indicative 2020
<b>21</b>		<b>Compensations of Employees</b>						
<b>2111</b>		Salaries, Wages and Allowances						
	<b>102</b>	Unclassified Employees	310323	75000	75000	78000	80000	82000
	<b>103</b>	Comprehensive Contract Employees	41506	10000	10000	15000	18000	18000
	<b>105</b>	Personal Cost of Living Allowance	416043	250000	250000	204000	210000	213000
	<b>106</b>	Family Cost of Living Allowance	1990	20000	12000	12000	12000	12000
	<b>111</b>	Additional Allowance	0	0	0	30000	33000	36000
	<b>112</b>	Other Allowances	0	0	0	17000	18000	19000
	<b>113</b>	Transportation Allowance	13686	30000	18500	19000	20000	21000
	<b>114</b>	Transport Allowance	4900	10000	6000	7000	7000	7000
	<b>116</b>	Employees' Bonuses	33654	35000	35000	35000	35000	35000
	<b>120</b>	Contract Employees	0	296000	135000	157000	162000	168000
		<b>Total</b>	<b>822102</b>	<b>726000</b>	<b>541500</b>	<b>574000</b>	<b>595000</b>	<b>611000</b>
<b>2121</b>		Social Security Contributions						
	<b>301</b>	Social Security	133994	75000	59000	80000	85000	90000
		<b>Total</b>	<b>133994</b>	<b>75000</b>	<b>59000</b>	<b>80000</b>	<b>85000</b>	<b>90000</b>
<b>25</b>		<b>Subsidies</b>						
<b>2511</b>		Subsidies to Public Corporations						
	<b>304</b>	Subsidies to non-financial public corporations	0	35000	35000	70000	70000	70000
	110	Incentives account of Ministry of labour employees *	0	35000	35000	70000	70000	70000
		<b>Total</b>	<b>0</b>	<b>35000</b>	<b>35000</b>	<b>70000</b>	<b>70000</b>	<b>70000</b>
		<b>Total of Activity</b>	<b>956096</b>	<b>836000</b>	<b>635500</b>	<b>724000</b>	<b>750000</b>	<b>771000</b>
		<b>Total of Program</b>	<b>956096</b>	<b>836000</b>	<b>635500</b>	<b>724000</b>	<b>750000</b>	<b>771000</b>
		<b>Total of Chapter</b>	<b>15460773</b>	<b>17160000</b>	<b>16547000</b>	<b>17043000</b>	<b>17390000</b>	<b>17732000</b>

\* This item shall be disbursed not exceeding the amount supplied to the Public Treasury according to provisions of applicable Revenues Supplying Law of Government Departments and Units.

# Overall Summary of Capital Expenditures for the Years 2016 - 2020

Chapter : 2901 Ministry of Labour

( In JDs )

Group	Item	Description	Actual 2016	Estimated 2017	Re-estimated 2017	Estimated 2018	Indicative 2019	Indicative 2020
		<b>Expenditures</b>						
21		<b>Compensations of Employees</b>						
2111		Salaries, Wages and Allowances						
	501	Salaries	107721	193500	104290	95000	95000	95000
	502	Wages	38697	0	0	0	0	0
		<b>Total</b>	<b>146418</b>	<b>193500</b>	<b>104290</b>	<b>95000</b>	<b>95000</b>	<b>95000</b>
2121		<b>Social Security Contributions</b>						
	517	Social Security	10500	0	0	0	0	0
		<b>Total</b>	<b>10500</b>	<b>0</b>	<b>0</b>	<b>0</b>	<b>0</b>	<b>0</b>
22		<b>Use of Goods and Services</b>						
2211		Use of Goods and Services						
	510	Buildings and facilities repair and maintenance	24893	55000	44300	45000	45000	45000
	512	Operating and Sustaining Expenditures	986640	1822500	1732550	1238000	1178000	1153000
		<b>Total</b>	<b>1011533</b>	<b>1877500</b>	<b>1776850</b>	<b>1283000</b>	<b>1223000</b>	<b>1198000</b>
25		<b>Subsidies</b>						
2511		Subsidies to Public Corporations						
	520	Subsidies to non-financial public corporations/capital	250000	300000	300000	300000	300000	300000
		<b>Total</b>	<b>250000</b>	<b>300000</b>	<b>300000</b>	<b>300000</b>	<b>300000</b>	<b>300000</b>
26		<b>Support/ Grants</b>						
2632		Support to General Government Units/ Capital						
	509	Subsidy to general government units/capital	1350000	1845000	1483000	3349000	3315000	3035000
		<b>Total</b>	<b>1350000</b>	<b>1845000</b>	<b>1483000</b>	<b>3349000</b>	<b>3315000</b>	<b>3035000</b>
28		<b>Other Expenditures</b>						
2822		Other Capital Expenditures						
	504	Studies, Research and Consultations	60346	26000	3910	27000	27000	27000
		<b>Total</b>	<b>60346</b>	<b>26000</b>	<b>3910</b>	<b>27000</b>	<b>27000</b>	<b>27000</b>
		<b>Fixed Assets</b>						
31		<b>Non-financial Assets</b>						
3111		Buildings and Constructions						
	508	Works and Constructions	0	0	0	0	0	1000000
		<b>Total</b>	<b>0</b>	<b>0</b>	<b>0</b>	<b>0</b>	<b>0</b>	<b>1000000</b>
3112		Devices, Machinery and Equipment						
	505	Equipment, Machines and Devices	117299	215000	146350	165000	115000	80000
		<b>Total</b>	<b>117299</b>	<b>215000</b>	<b>146350</b>	<b>165000</b>	<b>115000</b>	<b>80000</b>
3113		Other Fixed Assets						
	511	Equipping and furnishing	45903	0	0	0	0	0
		<b>Total</b>	<b>45903</b>	<b>0</b>	<b>0</b>	<b>0</b>	<b>0</b>	<b>0</b>
3122		Inventories						
	503	Materials and supplies	72967	130000	120600	250000	250000	250000
		<b>Total</b>	<b>72967</b>	<b>130000</b>	<b>120600</b>	<b>250000</b>	<b>250000</b>	<b>250000</b>
		<b>Total of Chapter</b>	<b>3064966</b>	<b>4587000</b>	<b>3935000</b>	<b>5469000</b>	<b>5325000</b>	<b>5985000</b>



# Capital Expenditures According to Program and Projects for the Years 2016 - 2020

Chapter : 2901 Ministry of Labour

( In JDs )

Program 4801 Administration and Support Services								
Project		001 Institutional Capacities Enhancement Project						
Fund Source		102001 Capital (Treasury)						
Group	Item	Description	Actual 2016	Estimated 2017	Re-estimated 2017	Estimated 2018	Indicative 2019	Indicative 2020
<b>21</b>		<b>Compensations of Employees</b>						
<b>2111</b>		Salaries, Wages and Allowances						
	502	Wages						
	004	Bonuses	38697	0	0	0	0	0
		<b>Total of Item</b>	<b>38697</b>	<b>0</b>	<b>0</b>	<b>0</b>	<b>0</b>	<b>0</b>
<b>2121</b>		Social Security Contributions						
	517	Social Security						
	001	Social Security	1500	0	0	0	0	0
		<b>Total of Item</b>	<b>1500</b>	<b>0</b>	<b>0</b>	<b>0</b>	<b>0</b>	<b>0</b>
<b>22</b>		<b>Use of Goods and Services</b>						
<b>2211</b>		Use of Goods and Services						
	510	Buildings and facilities repair and maintenance						
	009	Buildings repair and renovation	23777	25000	25000	25000	25000	25000
		<b>Total of Item</b>	<b>23777</b>	<b>25000</b>	<b>25000</b>	<b>25000</b>	<b>25000</b>	<b>25000</b>
	512	Operating and Sustaining Expenditures						
	001	Rents	233044	290000	290000	290000	290000	290000
	006	Devices, tools and equipment maintenance	23016	48000	48000	40000	40000	40000
	007	Vehicles and equipment maintenance	32423	48000	48000	40000	40000	40000
	008	Qualifying and training expenses	18339	114000	114000	90000	90000	90000
	011	Capacity building expenses	0	5000	5000	5000	5000	5000
	013	Services contracts	9997	15000	15000	50000	50000	50000
	017	Promotion, advertising and awareness	9121	15000	15000	20000	20000	20000
	999	n.e.c	33603	0	0	0	0	0
		<b>Total of Item</b>	<b>359543</b>	<b>535000</b>	<b>535000</b>	<b>535000</b>	<b>535000</b>	<b>535000</b>
<b>31</b>		<b>Non-financial Assets</b>						
<b>3112</b>		Devices, Machinery and Equipment						
	505	Equipment, Machines and Devices						
	001	Computers and accessories	0	10000	10000	10000	10000	10000
	003	Office supplies and equipment	0	74000	74000	40000	40000	40000
		<b>Total of Item</b>	<b>0</b>	<b>84000</b>	<b>84000</b>	<b>50000</b>	<b>50000</b>	<b>50000</b>
<b>3113</b>		Other Fixed Assets						
	511	Equipping and furnishing						
	006	Furnishing and equipping the buildings and facilities	12295	0	0	0	0	0
		<b>Total of Item</b>	<b>12295</b>	<b>0</b>	<b>0</b>	<b>0</b>	<b>0</b>	<b>0</b>
<b>3122</b>		Inventories						
	503	Materials and supplies						
	001	Computer supplies and accessories	0	70000	70000	140000	140000	140000
		<b>Total of Item</b>	<b>0</b>	<b>70000</b>	<b>70000</b>	<b>140000</b>	<b>140000</b>	<b>140000</b>
		<b>Total of Project / Treasury</b>	<b>435812</b>	<b>714000</b>	<b>714000</b>	<b>750000</b>	<b>750000</b>	<b>750000</b>

# Capital Expenditures According to Program and Projects for the Years 2016 - 2020

Chapter : 2901 Ministry of Labour

( In JDs )

Program 4801 Administration and Support Services								
Project		005 Automation of the Ministry of Labour						
Fund Source		102001 Capital (Treasury)						
Group	item	Description	Actual 2016	Estimated 2017	Re-estimated 2017	Estimated 2018	Indicative 2019	Indicative 2020
22		Use of Goods and Services						
2211		Use of Goods and Services						
	512	Operating and Sustaining Expenditures						
	015	Operating systems and software	9193	85000	85000	100000	85000	70000
	036	Computerization and automation operations expenses	62623	85000	85000	110000	75000	75000
		<b>Total of Item</b>	71816	170000	170000	210000	160000	145000
31		Non-financial Assets						
3112		Devices, Machinery and Equipment						
	505	Equipment, Machines and Devices						
	001	Computers and accessories	41775	45000	45000	100000	50000	15000
		<b>Total of Item</b>	41775	45000	45000	100000	50000	15000
3122		Inventories						
	503	Materials and supplies						
	001	Computer supplies and accessories	49619	35000	35000	90000	90000	90000
		<b>Total of Item</b>	49619	35000	35000	90000	90000	90000
		<b>Total of Project / Treasury</b>	163210	250000	250000	400000	300000	250000
Project		006 Electronic work permits						
Fund Source		102001 Capital (Treasury)						
Group	item	Description	Actual 2016	Estimated 2017	Re-estimated 2017	Estimated 2018	Indicative 2019	Indicative 2020
22		Use of Goods and Services						
2211		Use of Goods and Services						
	512	Operating and Sustaining Expenditures						
	015	Operating systems and software	97461	548000	548000	0	0	0
	036	Computerization and automation operations expenses	35000	0	0	0	0	0
		<b>Total of Item</b>	132461	548000	548000	0	0	0
28		Other Expenditures						
2822		Other Capital Expenditures						
	504	Studies, Research and Consultations						
	026	Analytical studies and re-engineering procedures	50000	0	0	0	0	0
		<b>Total of Item</b>	50000	0	0	0	0	0
		<b>Total of Project / Treasury</b>	182461	548000	548000	0	0	0
Project		007 Solar Energy Use Project						
Fund Source		102001 Capital (Treasury)						
Group	item	Description	Actual 2016	Estimated 2017	Re-estimated 2017	Estimated 2018	Indicative 2019	Indicative 2020
31		Non-financial Assets						
3112		Devices, Machinery and Equipment						
	505	Equipment, Machines and Devices						
	068	Solar cells generating the electric energy	63135	50000	0	0	0	0
		<b>Total of Item</b>	63135	50000	0	0	0	0
		<b>Total of Project / Treasury</b>	63135	50000	0	0	0	0

# Capital Expenditures According to Program and Projects for the Years 2016 - 2020

Chapter : 2901 Ministry of Labour

( In JDs )

Program 4801 Administration and Support Services								
Project		701 Building for Labor and Employment Directorate / Mafraq governorate						
Fund Source		102001 Capital (Treasury)						
Group	item	Description	Actual 2016	Estimated 2017	Re-estimated 2017	Estimated 2018	Indicative 2019	Indicative 2020
31		Non-financial Assets						
3111		Buildings and Constructions						
	508	Works and Constructions						
	013	Buildings construction	0	0	0	0	0	1000000
		<b>Total of Item</b>	0	0	0	0	0	1000000
		<b>Total of Project / Treasury</b>	0	0	0	0	0	1000000
		<b>Total of Program</b>	844618	1562000	1512000	1150000	1050000	2000000

# Capital Expenditures According to Program and Projects for the Years 2016 - 2020

Chapter : 2901 Ministry of Labour

( In JDs )

Program 4805 Labour Market Regulation								
Project		002 Reform of the employment, technical and vocational education and training sector						
Fund Source		102001	Capital (Treasury)					
Group	item	Description	Actual 2016	Estimated 2017	Re-estimated 2017	Estimated 2018	Indicative 2019	Indicative 2020
22		<b>Use of Goods and Services</b>						
2211		Use of Goods and Services						
	512	Operating and Sustaining Expenditures						
	008	Qualifying and training expenses	0	1000	0	0	0	0
	011	Capacity building expenses	0	11500	5000	0	0	0
	013	Services contracts	0	500	0	0	0	0
		<b>Total of Item</b>	0	13000	5000	0	0	0
28		<b>Other Expenditures</b>						
2822		Other Capital Expenditures						
	504	Studies, Research and Consultations						
	038	Labor studies	0	1000	0	0	0	0
		<b>Total of Item</b>	0	1000	0	0	0	0
31		<b>Non-financial Assets</b>						
3112		Devices, Machinery and Equipment						
	505	Equipment, Machines and Devices						
	001	Computers and accessories	128	6000	0	0	0	0
		<b>Total of Item</b>	128	6000	0	0	0	0
		<b>Total of Project / Treasury</b>	128	20000	5000	0	0	0
Project		003 Reducing Child Labor						
Fund Source		102001	Capital (Treasury)					
Group	item	Description	Actual 2016	Estimated 2017	Re-estimated 2017	Estimated 2018	Indicative 2019	Indicative 2020
25		<b>Subsidies</b>						
2511		Subsidies to Public Corporations						
	520	Subsidies to non-financial public corporations/ capital						
	027	Jordan Hashemite Fund for Human Development	250000	300000	300000	300000	300000	300000
		<b>Total of Item</b>	250000	300000	300000	300000	300000	300000
		<b>Total of Project / Treasury</b>	250000	300000	300000	300000	300000	300000

# Capital Expenditures According to Program and Projects for the Years 2016 - 2020

Chapter : 2901 Ministry of Labour

( In JDs )

Program 4805 Labour Market Regulation								
Project		005 Establishing and empowering the Accreditation and Quality Assurance Center						
Fund Source		102001 Capital (Treasury)						
Group	Item	Description	Actual 2016	Estimated 2017	Re-estimated 2017	Estimated 2018	Indicative 2019	Indicative 2020
<b>21</b>		<b>Compensations of Employees</b>						
<b>2111</b>		Salaries, Wages and Allowances						
	501	Salaries						
	001	Salaries	10486	30000	15000	15000	15000	15000
	004	Bonuses	23425	0	0	0	0	0
		<b>Total of Item</b>	<b>33911</b>	<b>30000</b>	<b>15000</b>	<b>15000</b>	<b>15000</b>	<b>15000</b>
<b>2121</b>		Social Security Contributions						
	517	Social Security						
	001	Social Security	5000	0	0	0	0	0
		<b>Total of Item</b>	<b>5000</b>	<b>0</b>	<b>0</b>	<b>0</b>	<b>0</b>	<b>0</b>
<b>22</b>		<b>Use of Goods and Services</b>						
<b>2211</b>		Use of Goods and Services						
	512	Operating and Sustaining Expenditures						
	001	Rents	0	5000	5000	5000	5000	5000
	006	Devices, tools and equipment maintenance	1169	7000	7000	7000	7000	7000
	008	Qualifying and training expenses	464	5000	5000	5000	5000	5000
	011	Capacity building expenses	0	25000	10000	10000	10000	10000
	013	Services contracts	199976	250000	234000	201000	201000	201000
	015	Operating systems and software	0	8000	7000	5000	5000	5000
	017	Promotion, advertising and awareness	0	5000	5000	5000	5000	5000
	035	Technical and administrative support	0	0	0	20000	20000	20000
	065	Various activities	269	0	0	0	0	0
		<b>Total of Item</b>	<b>201878</b>	<b>305000</b>	<b>273000</b>	<b>258000</b>	<b>258000</b>	<b>258000</b>
<b>28</b>		<b>Other Expenditures</b>						
<b>2822</b>		Other Capital Expenditures						
	504	Studies, Research and Consultations						
	024	Market studies	0	0	0	5000	5000	5000
	026	Analytical studies and re-engineering procedures	0	0	0	2000	2000	2000
		<b>Total of Item</b>	<b>0</b>	<b>0</b>	<b>0</b>	<b>7000</b>	<b>7000</b>	<b>7000</b>
<b>31</b>		<b>Non-financial Assets</b>						
<b>3112</b>		Devices, Machinery and Equipment						
	505	Equipment, Machines and Devices						
	001	Computers and accessories	0	10000	8000	10000	10000	10000
		<b>Total of Item</b>	<b>0</b>	<b>10000</b>	<b>8000</b>	<b>10000</b>	<b>10000</b>	<b>10000</b>
<b>3113</b>		Other Fixed Assets						
	511	Equipping and furnishing						
	006	Furnishing and equipping the buildings and facilities	8974	0	0	0	0	0
		<b>Total of Item</b>	<b>8974</b>	<b>0</b>	<b>0</b>	<b>0</b>	<b>0</b>	<b>0</b>
<b>3122</b>		Inventories						
	503	Materials and supplies						
	001	Computer supplies and accessories	3398	5000	4000	10000	10000	10000
		<b>Total of Item</b>	<b>3398</b>	<b>5000</b>	<b>4000</b>	<b>10000</b>	<b>10000</b>	<b>10000</b>
		<b>Total of Project / Treasury</b>	<b>253161</b>	<b>350000</b>	<b>300000</b>	<b>300000</b>	<b>300000</b>	<b>300000</b>
		<b>Total of Program</b>	<b>503289</b>	<b>670000</b>	<b>605000</b>	<b>600000</b>	<b>600000</b>	<b>600000</b>

# Capital Expenditures According to Program and Projects for the Years 2016 - 2020

Chapter : 2901 Ministry of Labour

( In JDs )

Program 4810 Training and Employment								
Project		007 Transferring investments to poor areas						
Fund Source		102001 Capital (Treasury)						
Group	item	Description	Actual 2016	Estimated 2017	Re-estimated 2017	Estimated 2018	Indicative 2019	Indicative 2020
22		Use of Goods and Services						
2211		Use of Goods and Services						
	512	Operating and Sustaining Expenditures						
	038	Living supply	6358	0	0	0	0	0
		<b>Total of Item</b>	<b>6358</b>	<b>0</b>	<b>0</b>	<b>0</b>	<b>0</b>	<b>0</b>
		<b>Total of Project / Treasury</b>	<b>6358</b>	<b>0</b>	<b>0</b>	<b>0</b>	<b>0</b>	<b>0</b>
Project		008 Supporting the Vocational Training Corporation projects						
Fund Source		102001 Capital (Treasury)						
Group	item	Description	Actual 2016	Estimated 2017	Re-estimated 2017	Estimated 2018	Indicative 2019	Indicative 2020
26		Support/ Grants						
2632		Support to General Government Units/ Capital						
	509	Subsidy to general government units/capital						
	001	Vocational Training Corporation	1350000	1845000	1483000	1995000	1975000	1875000
		<b>Total of Item</b>	<b>1350000</b>	<b>1845000</b>	<b>1483000</b>	<b>1995000</b>	<b>1975000</b>	<b>1875000</b>
		<b>Total of Project / Treasury</b>	<b>1350000</b>	<b>1845000</b>	<b>1483000</b>	<b>1995000</b>	<b>1975000</b>	<b>1875000</b>
Project		013 Developing a comprehensive system for labor market data						
Fund Source		102001 Capital (Treasury)						
Group	item	Description	Actual 2016	Estimated 2017	Re-estimated 2017	Estimated 2018	Indicative 2019	Indicative 2020
28		Other Expenditures						
2822		Other Capital Expenditures						
	504	Studies, Research and Consultations						
	026	Analytical studies and re-engineering procedures	10346	0	0	0	0	0
		<b>Total of Item</b>	<b>10346</b>	<b>0</b>	<b>0</b>	<b>0</b>	<b>0</b>	<b>0</b>
		<b>Total of Project / Treasury</b>	<b>10346</b>	<b>0</b>	<b>0</b>	<b>0</b>	<b>0</b>	<b>0</b>

# Capital Expenditures According to Program and Projects for the Years 2016 - 2020

Chapter : 2901 Ministry of Labour

( In JDs )

Program 4810 Training and Employment								
Project		016 Developing employment and unemployment alleviation services						
Fund Source		102001 Capital (Treasury)						
Group	Item	Description	Actual 2016	Estimated 2017	Re-estimated 2017	Estimated 2018	Indicative 2019	Indicative 2020
<b>21</b>		<b>Compensations of Employees</b>						
<b>2111</b>		Salaries, Wages and Allowances						
	501	Salaries						
	001	Salaries	63588	163500	89290	80000	80000	80000
	004	Bonuses	10222	0	0	0	0	0
		<b>Total of Item</b>	<b>73810</b>	<b>163500</b>	<b>89290</b>	<b>80000</b>	<b>80000</b>	<b>80000</b>
<b>2121</b>		Social Security Contributions						
	517	Social Security						
	001	Social Security	4000	0	0	0	0	0
		<b>Total of Item</b>	<b>4000</b>	<b>0</b>	<b>0</b>	<b>0</b>	<b>0</b>	<b>0</b>
<b>22</b>		<b>Use of Goods and Services</b>						
<b>2211</b>		Use of Goods and Services						
	510	Buildings and facilities repair and maintenance						
	008	Buildings and facilities maintenance	1116	30000	19300	20000	20000	20000
		<b>Total of Item</b>	<b>1116</b>	<b>30000</b>	<b>19300</b>	<b>20000</b>	<b>20000</b>	<b>20000</b>
	512	Operating and Sustaining Expenditures						
	007	Vehicles and equipment maintenance	143	0	0	0	0	0
	008	Qualifying and training expenses	600	10000	5230	5000	5000	5000
	015	Operating systems and software	0	27000	7500	5000	5000	5000
	017	Promotion, advertising and awareness	12021	29500	26420	25000	25000	25000
	019	Transport wages and allowances	19328	0	0	0	0	0
	038	Living supply	62119	100000	77400	80000	80000	80000
	999	n.e.c	9986	0	0	0	0	0
		<b>Total of Item</b>	<b>104197</b>	<b>166500</b>	<b>116550</b>	<b>115000</b>	<b>115000</b>	<b>115000</b>
<b>28</b>		<b>Other Expenditures</b>						
<b>2822</b>		Other Capital Expenditures						
	504	Studies, Research and Consultations						
	026	Analytical studies and re-engineering procedures	0	25000	3910	20000	20000	20000
		<b>Total of Item</b>	<b>0</b>	<b>25000</b>	<b>3910</b>	<b>20000</b>	<b>20000</b>	<b>20000</b>
<b>31</b>		<b>Non-financial Assets</b>						
<b>3112</b>		Devices, Machinery and Equipment						
	505	Equipment, Machines and Devices						
	001	Computers and accessories	12261	5000	5000	5000	5000	5000
	003	Office supplies and equipment	0	15000	4350	0	0	0
		<b>Total of Item</b>	<b>12261</b>	<b>20000</b>	<b>9350</b>	<b>5000</b>	<b>5000</b>	<b>5000</b>
<b>3113</b>		Other Fixed Assets						
	511	Equipping and furnishing						
	006	Furnishing and equipping the buildings and facilities	24634	0	0	0	0	0
		<b>Total of Item</b>	<b>24634</b>	<b>0</b>	<b>0</b>	<b>0</b>	<b>0</b>	<b>0</b>
<b>3122</b>		Inventories						
	503	Materials and supplies						
	001	Computer supplies and accessories	14981	20000	11600	10000	10000	10000
	999	n.e.c	4969	0	0	0	0	0
		<b>Total of Item</b>	<b>19950</b>	<b>20000</b>	<b>11600</b>	<b>10000</b>	<b>10000</b>	<b>10000</b>
		<b>Total of Project / Treasury</b>	<b>239968</b>	<b>425000</b>	<b>250000</b>	<b>250000</b>	<b>250000</b>	<b>250000</b>

# Capital Expenditures According to Program and Projects for the Years 2016 - 2020

Chapter : 2901 Ministry of Labour

( In JDs )

Program 4810 Training and Employment								
Project		701 Employment and Vocational Guidance Exhibition / Aqaba Governorate						
Fund Source		102001 Capital (Treasury)						
Group	item	Description	Actual 2016	Estimated 2017	Re-estimated 2017	Estimated 2018	Indicative 2019	Indicative 2020
22		Use of Goods and Services						
2211		Use of Goods and Services						
	512	Operating and Sustaining Expenditures						
	017	Promotion, advertising and awareness	0	0	0	30000	20000	10000
		Total of Item	0	0	0	30000	20000	10000
		Total of Project / Treasury	0	0	0	30000	20000	10000
Project		702 Expanding and developing the workshops and training institutes in Irbid governorate						
Fund Source		102001 Capital (Treasury)						
Group	item	Description	Actual 2016	Estimated 2017	Re-estimated 2017	Estimated 2018	Indicative 2019	Indicative 2020
26		Support/ Grants						
2632		Support to General Government Units/ Capital						
	509	Subsidy to general government units/capital						
	001	Vocational Training Corporation	0	0	0	930000	450000	350000
		Total of Item	0	0	0	930000	450000	350000
		Total of Project / Treasury	0	0	0	930000	450000	350000
Project		703 Establishing workshops in Jerash governorates						
Fund Source		102001 Capital (Treasury)						
Group	item	Description	Actual 2016	Estimated 2017	Re-estimated 2017	Estimated 2018	Indicative 2019	Indicative 2020
26		Support/ Grants						
2632		Support to General Government Units/ Capital						
	509	Subsidy to general government units/capital						
	001	Vocational Training Corporation	0	0	0	30000	160000	90000
		Total of Item	0	0	0	30000	160000	90000
		Total of Project / Treasury	0	0	0	30000	160000	90000
Project		704 Establishing a meeting hall / the vocational training / Jarash governorate						
Fund Source		102001 Capital (Treasury)						
Group	item	Description	Actual 2016	Estimated 2017	Re-estimated 2017	Estimated 2018	Indicative 2019	Indicative 2020
26		Support/ Grants						
2632		Support to General Government Units/ Capital						
	509	Subsidy to general government units/capital						
	001	Vocational Training Corporation	0	0	0	0	60000	0
		Total of Item	0	0	0	0	60000	0
		Total of Project / Treasury	0	0	0	0	60000	0
Project		705 Rehabilitating the Vocational Training Institute / Ajloun governorate						
Fund Source		102001 Capital (Treasury)						
Group	item	Description	Actual 2016	Estimated 2017	Re-estimated 2017	Estimated 2018	Indicative 2019	Indicative 2020
26		Support/ Grants						
2632		Support to General Government Units/ Capital						
	509	Subsidy to general government units/capital						
	001	Vocational Training Corporation	0	0	0	0	570000	570000
		Total of Item	0	0	0	0	570000	570000
		Total of Project / Treasury	0	0	0	0	570000	570000



# Capital Expenditures According to Program and Projects for the Years 2016 - 2020

Chapter : 2901 Ministry of Labour

( In JDs )

Program 4810 Training and Employment								
Project		706 Expanding and developing the workshops in Tafileh governorate						
Fund Source		102001 Capital (Treasury)						
Group	item	Description	Actual 2016	Estimated 2017	Re-estimated 2017	Estimated 2018	Indicative 2019	Indicative 2020
26		Support/ Grants						
2632		Support to General Government Units/ Capital						
	509	Subsidy to general government units/capital						
	001	Vocational Training Corporation	0	0	0	200000	100000	0
		<b>Total of Item</b>	0	0	0	200000	100000	0
		<b>Total of Project / Treasury</b>	0	0	0	200000	100000	0
Project		707 Establishing a second floor for South Region Directorate / The Vocational Training / Tafileh Governorate						
Fund Source		102001 Capital (Treasury)						
Group	item	Description	Actual 2016	Estimated 2017	Re-estimated 2017	Estimated 2018	Indicative 2019	Indicative 2020
26		Support/ Grants						
2632		Support to General Government Units/ Capital						
	509	Subsidy to general government units/capital						
	001	Vocational Training Corporation	0	0	0	0	0	150000
		<b>Total of Item</b>	0	0	0	0	0	150000
		<b>Total of Project / Treasury</b>	0	0	0	0	0	150000
Project		708 Expanding and developing the workshops and training institutes in Aqaba governorate						
Fund Source		102001 Capital (Treasury)						
Group	item	Description	Actual 2016	Estimated 2017	Re-estimated 2017	Estimated 2018	Indicative 2019	Indicative 2020
26		Support/ Grants						
2632		Support to General Government Units/ Capital						
	509	Subsidy to general government units/capital						
	001	Vocational Training Corporation	0	0	0	194000	0	0
		<b>Total of Item</b>	0	0	0	194000	0	0
		<b>Total of Project / Treasury</b>	0	0	0	194000	0	0
<b>Total of Program</b>			1606672	2270000	1733000	3629000	3585000	3295000

# Capital Expenditures According to Program and Projects for the Years 2016 - 2020

Chapter : 2901 Ministry of Labour

( In JDs )

Program 4815 Appropriate Work Environment								
Project		005 Optimal Work.						
Fund Source		102001 Capital (Treasury)						
Group	item	Description	Actual 2016	Estimated 2017	Re-estimated 2017	Estimated 2018	Indicative 2019	Indicative 2020
22		Use of Goods and Services						
2211		Use of Goods and Services						
	512	Operating and Sustaining Expenditures						
	013	Services contracts	35387	35000	35000	35000	35000	35000
		<b>Total of Item</b>	<b>35387</b>	<b>35000</b>	<b>35000</b>	<b>35000</b>	<b>35000</b>	<b>35000</b>
		<b>Total of Project / Treasury</b>	<b>35387</b>	<b>35000</b>	<b>35000</b>	<b>35000</b>	<b>35000</b>	<b>35000</b>
Project		007 Anti-Human Trafficking Unit						
Fund Source		102001 Capital (Treasury)						
Group	item	Description	Actual 2016	Estimated 2017	Re-estimated 2017	Estimated 2018	Indicative 2019	Indicative 2020
22		Use of Goods and Services						
2211		Use of Goods and Services						
	512	Operating and Sustaining Expenditures						
	035	Technical and administrative support	75000	50000	50000	55000	55000	55000
		<b>Total of Item</b>	<b>75000</b>	<b>50000</b>	<b>50000</b>	<b>55000</b>	<b>55000</b>	<b>55000</b>
		<b>Total of Project / Treasury</b>	<b>75000</b>	<b>50000</b>	<b>50000</b>	<b>55000</b>	<b>55000</b>	<b>55000</b>
		<b>Total of Program</b>	<b>110387</b>	<b>85000</b>	<b>85000</b>	<b>90000</b>	<b>90000</b>	<b>90000</b>
		<b>Total of Chapter</b>	<b>3064966</b>	<b>4587000</b>	<b>3935000</b>	<b>5469000</b>	<b>5325000</b>	<b>5985000</b>