

Chapter : 2601 Ministry of Higher Education and Scientific Research

Creation: The Ministry of Higher Education was established in 1985 under Law No. (28) for the year 1985 in order to implement the general policy of higher education in its educational, cultural, teaching and research fields within the Higher Education institutions and practice its tasks and powers to achieve the objectives of Higher Education pursuant to the provisions of Higher Education Law No. (23) for the year 2009, and amendments thereto.

Vision : Internationally Distinct Higher Education

Mission: Enabling the Higher Education institutions to focus on their essential tasks and responsibilities through supporting them and following up their implementation of the Higher Education strategies and policies based on orientation toward competitiveness in setting up the standards and mechanisms of enhancement of the principles of accountability, fairness and transparency in providing support and distinguished services to the Higher Education students and adopting leadership, creativity and excellence within a participatory concept with the private sector

Legal Framework : Law No. (23) for the year 2009

Tasks of the Ministry / Department:

- Implement the general policy of high education in its educational, cultural, teaching, scientific and research fields in high education institutions.
- Coordinate between the private and public high education institutions and the consultations centers in the Kingdom to optimize the benefit from the educational, consultative and research capacities in these institutions and centers.
- Enter into scientific and cultural agreements related to higher education and scientific research with Arab and foreign countries.
- Provide grants and loans to students in official universities.
- Acknowledgment of non-Jordanian high education institutions and equivalence of certificates issued therefrom in accordance with principles and standards identified by a bylaw to be issued to this end
- Set the principles for sending students on scholarships at high education institutions inside and outside the Kingdom and regulate and supervise scholarships affairs.

Ministry/Department Contribution to the Achievement of the National Objectives:

- Prepare qualified human cadres specialized in different knowledge fields which meet the needs of community.
- Enable higher education institutions to achieve their goals and programs and increase its chance of global competitiveness.
- Strengthen relationships with donors and support bodies and to maximize the benefits of scientific and cultural agreements related to higher education with Arab and foreign countries.
- Increase the number of beneficiary students not capable from financial support programs in higher education institutions.
- Provide academic, psychological and social environment supportive of innovation, excellence, creativity and refinement of talents.

Major Issues and Challenges which face the Ministry / Department:

- **Admissions:** percentage reduced of accepted students within the competition because of increased the acceptance in parallel education which led to increasing numbers of students in universities and unequal opportunities and weaknesses in the educational system and its inability to prepare qualified graduates compatible with the labor market requirements.
- **Medium university education:** percentage reduced of students enrolled in medium university education of the total students in the higher education sector has led to increased unemployment among graduates of the universities.
- **Higher Education Quality:** lack of effective quality system in universities that focus on distinguished preparation for learning outcomes and optimal use of resources and sources, integrated Foundation for University environment, infrastructure and efficiency of governance and management.
- **Scientific Research:** weakness of the research and creative production in universities and lack of applied research for scientific matters related to national priorities and non-availability of financing sources, components, mechanisms and stimulated systems for research and creativity.

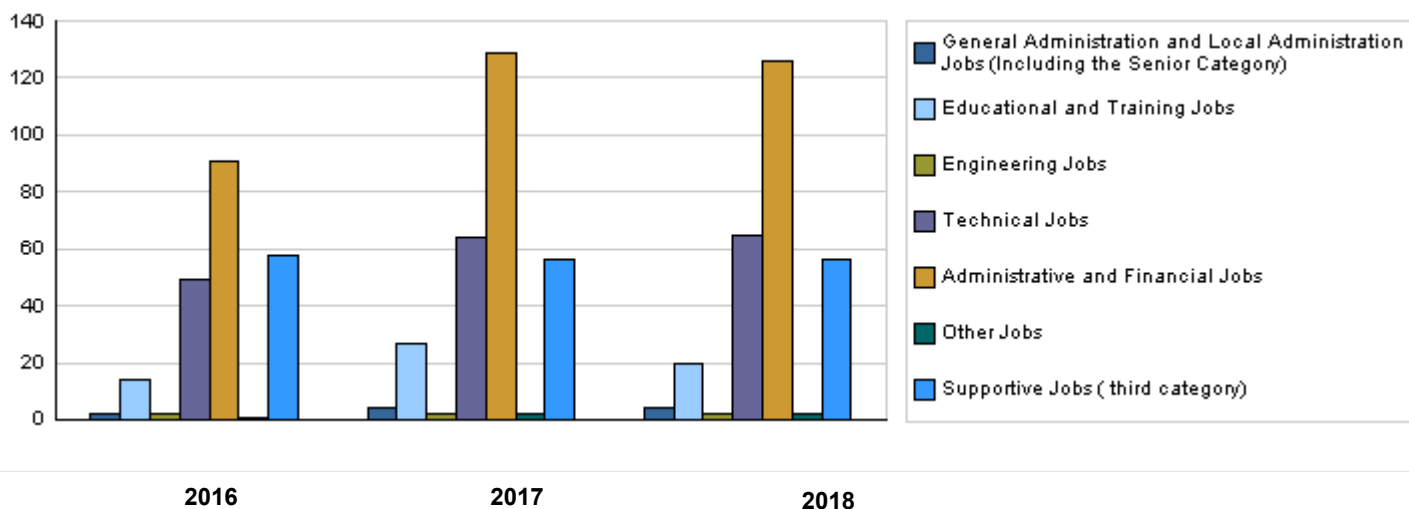
CHAPTER : 2601 Ministry of Higher Education and Scientific Research

Strategic Objectives and Performance Indicators of the Ministry / Department

Strategic Objective	Performance Indicator	Base year	Value	Actual Value	Target Value	Preliminary Self Evaluation	Target Value		
				2016	2017	2017	2018	2019	2020
1 - To upgrade higher education level of quality and outputs	1 Development of governance, universities administration and institutional performance in the Ministry	2015	77%	78%	83%	80%	82%	86%	90%
2 - To improve education and scientific research environment	1 Number of employees to each member of the teaching faculty in the official universities	2015	3	2.8	2.7	2.6	2.4	2.2	1.9
	2 Number of students to each member of teaching faculty in the official universities	2015	32	31	30	30.4	30	29	28

Number of Staff of the Ministry / Department

Group	Job	2016			2017			Preliminary 2018		
		Male	Female	Total	Male	Female	Total	Male	Female	Total
General Administration and Local Administration Jobs (Including the Senior Category)	Supervisory and leadership jobs	1	1	2	3	1	4	3	1	4
Educational and Training Jobs	Consultant/ Cultural Attache	7	0	7	7	0	7	7	0	7
	Teacher, Educational Guide and Dean	7	0	7	20	0	20	13	0	13
Engineering Jobs	Various engineering and technical jobs	2	0	2	2	0	2	2	0	2
Technical Jobs	Technical jobs	15	34	49	29	35	64	30	35	65
Administrative and Financial Jobs	Administrative and financial jobs	41	50	91	62	67	129	59	67	126
Other Jobs	Analyst, Translator	0	1	1	1	1	2	1	1	2
Supportive Jobs (third category)	Supportive jobs	45	13	58	46	10	56	46	10	56
Total		118	99	217	170	114	284	161	114	275
Total Cost of Salaries		1411091	1202040	2613131	1603800	1069200	2673000	1748170	1214830	2963000



Key Information of the Ministry / Department

No.	Description	2014	2015	2016	2017	2018
1	Number of faculty members in the Jordanian universities (public and private)	10117	10939	10802	11320	12000
2	Number of faculty members in the Jordanian community colleges (public and private)	2090	2356	1323	1400	1450
3	Students enrolled in the bachelor level in the Jordanian universities (public and private)	267325	259276	248758	255000	261000
4	Students enrolled in higher studies in the Jordanian universities (public and private)	18706	19083	20087	21000	21500
5	Students enrolled in the Jordanian community colleges (public and private)	26742	22407	14931	17500	19500
6	Number of Jordanian universities (public and private)	32	32	33	33	33
7	Number of Jordanian community colleges (public and private)	49	48	42	41	41

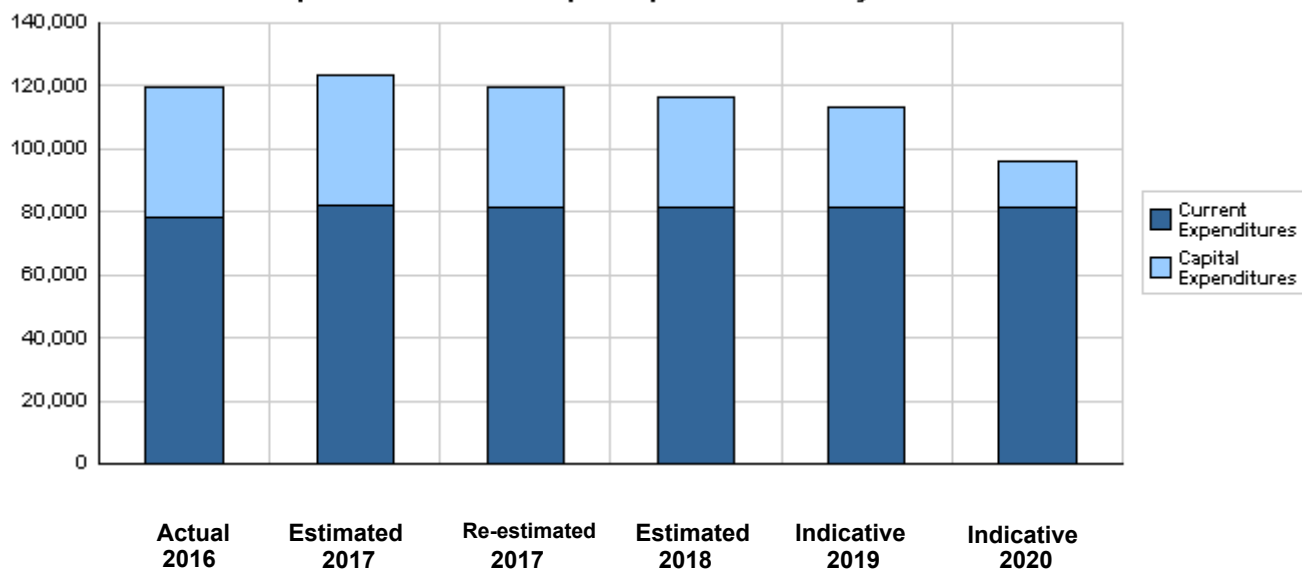
Overall Summary of Expenditures for Chapter 2601- Ministry of Higher Education and Scientific Research
for the Years 2016 - 2020

(In JDs)

Description		Actual 2016	Estimated 2017	Re-estimated 2017	Estimated 2018	Indicative 2019 2020		
Group	Current Expenditures							
2111	Salaries, Wages and Allowances	2,449,876	3,003,000	2,503,000	2,783,000	2,839,000	2,896,000	
2121	Social Security Contributions	163,255	170,000	170,000	180,000	184,000	188,000	
2211	Use of Goods and Services	411,406	487,500	462,000	475,000	485,000	495,000	
2511	Subsidies to Public Corporations	71,885,994	72,350,000	72,350,000	72,350,000	72,350,000	72,350,000	
2821	Other Current Expenditures	3,193,999	5,790,500	5,743,000	5,800,000	5,800,000	5,800,000	
Total current expenditures		78,104,530	81,801,000	81,228,000	81,588,000	81,658,000	81,729,000	
		Capital Expenditures						
2111	Salaries, Wages and Allowances	74,815	25,000	25,000	20,000	20,000	20,000	
2211	Use of Goods and Services	1,277,998	1,947,330	1,410,000	880,000	330,000	210,000	
2511	Subsidies to Public Corporations	8,900,000	10,000,000	10,000,000	10,000,000	10,000,000	10,000,000	
3111	Buildings and Constructions	29,740,815	27,760,000	25,110,000	19,375,000	19,450,000	3,250,000	
3112	Devices, Machinery and Equipment	1,366,757	1,935,000	1,875,000	2,420,000	950,000	1,050,000	
3113	Other Fixed Assets	403,807	0	0	2,065,000	550,000	150,000	
Total capital expenditures		41,764,192	41,667,330	38,420,000	34,760,000	31,300,000	14,680,000	
Treasury		41,764,192	41,667,330	38,420,000	34,760,000	31,300,000	14,680,000	
Total current and capital expenditures		119,868,722	123,468,330	119,648,000	116,348,000	112,958,000	96,409,000	

(Thousands of JDs)

Graph of the current and capital expenditures for the years 2016 - 2020

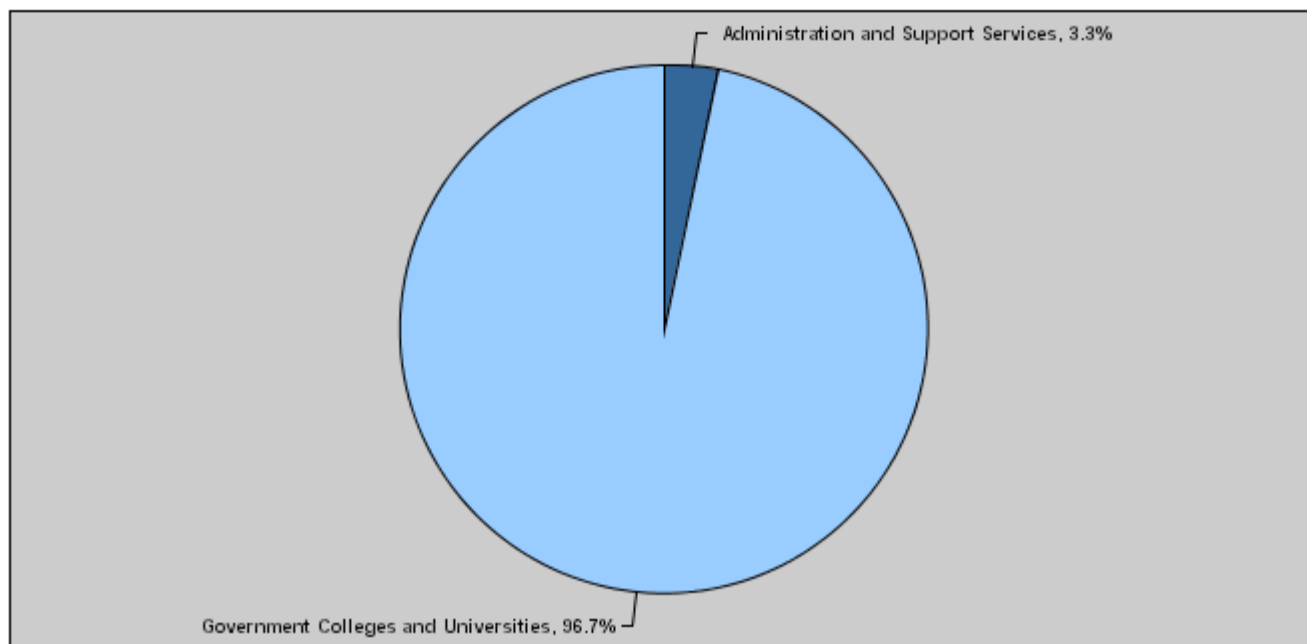


**Budget of Chapter 2601 - Ministry of Higher Education and Scientific Research
For the Year 2018 Distributed According to Program**

(In JDs)

Prog.	Description	Current Expenditures	Capital Expenditures	Total Expenditures
4501	Administration and Support Services	3,638,000	250,000	3,888,000
4505	Government Colleges and Universities	77,950,000	34,510,000	112,460,000
	Total	81,588,000	34,760,000	116,348,000

Total Expenditures for the Year 2018 Distributed According to Programs



Estimated Allocations for Females distributed according to Programs for the Years 2016 - 2020

Program	2016	2017	2018	2019	2020
4501 Administration and Support Services	1530775	1417200	1555200	1583200	1611200
4505 Government Colleges and Universities	58270475	58052500	56230000	54500000	46190000
Total	59801250	59469700	57785200	56083200	47801200

Budget Chapter 2601 - Ministry of Higher Education and Scientific Research Distributed According to the Program

4501 Administration and Support Services Program

Objective of the program :

The program aims to improve the administrative capacities for all administrative units in the Ministry and improve the management of programs and projects implemented by the Ministry.

The strategic objective related to the program :

Upgrade the level of higher education quality and its outputs.

Directorates associated with the program :

Financial Affairs Directorate / HR and Performance Development Directorate / IT Directorate/ Agreements and Scholarships Directorate / Internal Control Directorate/ Legal Affairs Directorate / Secretariat of Higher Education Council / Equivalence & Accreditation Directorate/ Bureau Unit.

Services provided by the program :

- 1- Provide support to the various activities of the Ministry.
- 2- Provide the administrative infrastructure (as computerization, administrative transport means and providing furniture).
- 3- Disburse employees' salaries and allowances.
- 4- Train and qualify the staff working in the Ministry.
- 5- Provide support and qualitative services to students and institutions of the higher education and researchers.
- 6- Audit, follow up and issue the results of unified admission of the general secondary certificate graduates to the public Jordanian universities

Staff working in the program :

The program is implemented through a functional staff in 2017 estimated with (263) staff, including (149) males and (114) females .

Performance Measurement Indicators for Program

Performance Measurement Indicator	Base Year	Value	Actual value	Target Value	Preliminary Self Evaluation	Target Value		
			2016	2017		2017	2018	2019
1 Percentage of qualified employees	2015	90%	91%	95%	92%	93%	94%	95%
2 Degree of satisfaction of the Ministry's clients	2015	90%	91%	92%	92%	93%	94%	95%

Appropriations Of Administration and Support Services Program as Per Activities and Projects. (In JDs)

Activities and Projects	Actual	Estimated	Re-estimated	Estimated	Indicative	
	2016	2017	2017	2018	2019	2020
Current Expenditures	3,152,441	3,820,500	3,295,000	3,638,000	3,708,000	3,779,000
601 Administrative and Support Services	3,152,441	3,820,500	3,295,000	3,638,000	3,708,000	3,779,000
Capital Expenditures	175,330	345,000	248,000	250,000	250,000	250,000
001 Sustaining and Operating Higher Education Services	51,006	115,000	100,000	100,000	100,000	100,000
002 Follow-up, implementation and assessment of a Comprehensive Strategy for Higher Education	2,378	0	0	0	0	0
003 Establishing the E- Information Management System (EMIS)	16,783	0	0	0	0	0
005 project of Higher Education Reform for Knowledge Economy	105,163	180,000	148,000	150,000	150,000	150,000
007 Solar Energy Use Project	0	50,000	0	0	0	0
Program / Treasury	175,330	345,000	248,000	250,000	250,000	250,000
Total Program	3,327,771	4,165,500	3,543,000	3,888,000	3,958,000	4,029,000

Budget Chapter 2601 - Ministry of Higher Education and Scientific Research Distributed According to the Program

4505 Government Colleges and Universities Program

Objective of the program :

The program aims to provide the academic environment and research capacities to the universities, keep up with developments in information technology and deploy it in the administration, academic programs and support to the infrastructure of the universities.

The strategic objective related to the program :

Improve education environment and scientific research.

Directorates associated with the program :

Financial Affairs Directorate / Agreements and Scholarships Directorate / Higher Education Council Secretariat / (Employees seconded to Balqa' Applied University) / Higher Education Institutions Directorate / Unified Admission Coordination Unit / the Cultural Offices in the Public and Private Universities.

Services provided by the program :

- 1- Provide the required infrastructure (developmental projects) to keep pace with the teaching process in universities and colleges optimally.
- 2- Increase the number of beneficiaries from grants and loans provided by the Needy Student Support Fund.
- 3- Develop the research capacities of colleges and universities students through supporting laboratories and creating incubators.
- 4- Distribute the government financial support to universities suffering from difficult financial conditions.
- 5- Support and develop technical education.
- 6- Send members of faculty on scholarships to minimize the gap between the number of students enrolled in the public universities and the number of faculty members in the universities.

Staff working in the program :

The program is implemented through a functional staff in 2017 estimated with (21) staff, including (21) males and (0) females .

Performance Measurement Indicators for Program

Performance Measurement Indicator	Base Year	Value	Actual value	Target Value	Preliminary Self Evaluation	Target Value		
			2016	2017	2017	2018	2019	2020
1 Percentage of higher education students enrolled in community colleges	2015	15%	15%	18%	17%	18%	19%	20%
2 Number of students benefiting from grants and loans	2015	39500	39500	42000	40000	41000	42000	43000
3 Total annual expenditure on scientific research and development as percentage to GDP	2015	0.64	0.65	0.68	0.66	0.68	0.69	0.70

Appropriations Of Government Colleges and Universities Program as Per Activities and Projects. (In JDs)

Activities and Projects	Actual	Estimated	Re-estimated	Estimated	Indicative	
	2016	2017	2017	2018	2019	2020
Current Expenditures	74,952,089	77,980,500	77,933,000	77,950,000	77,950,000	77,950,000
601 Scientific scholarships	3,066,095	5,630,500	5,583,000	5,600,000	5,600,000	5,600,000
602 Supporting the Jordanian government universities	71,885,994	72,350,000	72,350,000	72,350,000	72,350,000	72,350,000
Capital Expenditures	41,588,862	41,322,330	38,172,000	34,510,000	31,050,000	14,430,000
003 Building and creating technological incubators and business incubators and supporting universities computerization	399,756	300,000	300,000	300,000	300,000	300,000
012 Support to the Needy Student Fund	8,900,000	10,000,000	10,000,000	10,000,000	10,000,000	10,000,000
015 Establishing an intermediate university college in Jerash Governorate	400,000	250,000	100,000	0	0	0
018 Scientific scholarships to the teaching faculty members	0	200,000	200,000	250,000	50,000	0
019 Infrastructure of universities	4,395,528	3,500,000	2,500,000	2,000,000	2,000,000	3,000,000
023 Developing technical education in official community colleges	2,248,225	1,190,000	1,190,000	1,620,000	0	0
024 Developing technical education in the official universities	4,245,515	5,210,000	3,210,000	3,050,000	0	0
025 Developing the official universities	20,999,838	20,000,000	20,000,000	16,290,000	17,000,000	0
032 Supporting skills of operation and social integration in Al-Balqa Applied University	0	672,330	672,000	900,000	750,000	680,000
701 Equipping an educational kitchen in Zarqa University College / Zarqa governorate	0	0	0	50,000	450,000	0
702 Establishing and equipping an environmental monitoring center at Zarqa University College / Zarqa Governorate	0	0	0	50,000	500,000	450,000
Program / Treasury	41,588,862	41,322,330	38,172,000	34,510,000	31,050,000	14,430,000
Total Program	116,540,951	119,302,830	116,105,000	112,460,000	109,000,000	92,380,000

Capital Expenditures Distributed According to Governorates

Chapter : 2601 Ministry of Higher Education and Scientific Research

(In JDs)

Governorate		Estimated 2018	Indicative 2019	Indicative 2020
21	Irbid Governorate	0	0	0
22	Mafraq Governorate	0	0	0
23	Jerash Governorate	0	0	0
24	Ajloun Governorate	0	0	0
31	The Capital Governorate	0	0	0
32	Balqa' Governorate	0	0	0
33	Zarqa Governorate	100,000	950,000	450,000
34	Ma'daba Governorate	0	0	0
41	Karak Governorate	0	0	0
42	Ma'an Governorate	0	0	0
43	Tafileh Governorate	0	0	0
44	Aqaba Governorate	0	0	0
Total		100,000	950,000	450,000

Chapter : 2601 Ministry of Higher Education and Scientific Research

(In JDs)

Current Activities Appropriations According to Program								
Prog.	Activites		Actual	Estimated	Re-estimated	Estimated	Indicative	Indicative
			2016	2017	2017	2018	2019	2020
4501	601	Administrative and Support Services	3152441	3820500	3295000	3638000	3708000	3779000
	Total of Program		3152441	3820500	3295000	3638000	3708000	3779000
4505	601	Scientific scholarships	3066095	5630500	5583000	5600000	5600000	5600000
	602	Supporting the Jordanian government universities	71885994	72350000	72350000	72350000	72350000	72350000
	Total of Program		74952089	77980500	77933000	77950000	77950000	77950000
Total			78104530	81801000	81228000	81588000	81658000	81729000

Capital Projects Appropriations According to Program								
Prog.	Projects		Actual	Estimated	Re-estimated	Estimated	Indicative	Indicative
			2016	2017	2017	2018	2019	2020
4501	001	Sustaining and Operating Higher Education Services	51006	115000	100000	100000	100000	100000
	002	Follow-up, implementation and assessment of a Comprehensive Strategy for Higher Education	2378	0	0	0	0	0
	003	Establishing the E- Information Management System (EMIS)	16783	0	0	0	0	0
	005	project of Higher Education Reform for Knowledge Economy	105163	180000	148000	150000	150000	150000
	007	Solar Energy Use Project	0	50000	0	0	0	0
	Total of Program		175330	345000	248000	250000	250000	250000
4505	003	Building and creating technological incubators and business incubators and supporting universities computerization	399756	300000	300000	300000	300000	300000
	012	Support to the Needy Student Fund	8900000	10000000	10000000	10000000	10000000	10000000
	015	Establishing an intermediate university college in Jerash Governorate	400000	250000	100000	0	0	0
	018	Scientific scholarships to the teaching faculty members	0	200000	200000	250000	50000	0
	019	Infrastructure of universities	4395528	3500000	2500000	2000000	2000000	3000000
	023	Developing technical education in official community colleges	2248225	1190000	1190000	1620000	0	0
	024	Developing technical education in the official universities	4245515	5210000	3210000	3050000	0	0
	025	Developing the official universities	20999838	20000000	20000000	16290000	17000000	0
	032	Supporting skills of operation and social integration in Al-Balqa Applied University	0	672330	672000	900000	750000	680000
	701	Equipping an educational kitchen in Zarqa University College / Zarqa governorate	0	0	0	50000	450000	0
702	Establishing and equipping an environmental monitoring center at Zarqa University College / Zarqa Governorate	0	0	0	50000	500000	450000	
Total of Program		41588862	41322330	38172000	34510000	31050000	14430000	
Total			41764192	41667330	38420000	34760000	31300000	14680000

Overall Summary of Current Expenditures for the Years 2016 - 2020

Chapter: 2601 Ministry of Higher Education and Scientific Research

(In JDs)

Group	Item	Description	Actual 2016	Estimated 2017	Re-estimated 2017	Estimated 2018	Indicative 2019	Indicative 2020
21		Compensations of Employees						
2111		Salaries, Wages and Allowances						
	101	Classified Employees	99203	105000	88000	85000	80000	75000
	102	Unclassified Employees	437413	500000	440000	450000	460000	470000
	103	Comprehensive Contract Employees	14642	35000	30000	50000	51000	52000
	105	Personal Cost of Living Allowance	342258	415000	370000	390000	400000	410000
	106	Family Cost of Living Allowance	27592	35000	30000	33000	34000	35000
	111	Additional Allowance	397532	450000	430000	460000	470000	485000
	112	Other Allowances	778104	1033000	720000	880000	900000	915000
	113	Transportation Allowance	64996	70000	67000	70000	72000	73000
	114	Transport Allowance	26701	35000	28000	30000	32000	33000
	116	Employees' Bonuses	249860	250000	250000	250000	250000	250000
	120	Contract Employees	11575	75000	50000	85000	90000	98000
Total			2449876	3003000	2503000	2783000	2839000	2896000
2121		Social Security Contributions						
	301	Social Security	163255	170000	170000	180000	184000	188000
Total			163255	170000	170000	180000	184000	188000
22		Use of Goods and Services						
2211		Use of Goods and Services						
	201	Rents	27011	42000	42000	42000	44000	45000
	202	Telecommunications Services	18585	20000	20000	20000	20000	20000
	203	Water	3119	5000	5000	5000	5000	5000
	204	Electricity	127841	109500	109000	110000	115000	120000
	205	Fuels	36284	75000	50000	55000	56000	56000
	206	Maintenance of Machines, furniture and accessories	5921	10000	10000	10000	11000	12000
	207	Maintenance of vehicles, equipment and accessories	10908	15000	15000	15000	15000	15000
	208	Repair and maintenance of buildings and accessories	9731	17000	17000	15000	15000	15000
	209	Stationery, Publications and Office Supplies	30249	40000	40000	40000	40000	40000
	210	Substances and raw materials (medicines, clothes, food, films, etc..)	8860	13000	13000	15000	15000	15000
	211	Cleaning services and supplies including cleaning contracts	52638	60000	60000	65000	65000	65000
	212	Insurance	4931	5000	5000	10000	10000	10000
	213	Official Travel Missions	7769	5000	5000	5000	6000	7000
	214	Goods and services expenses	67559	71000	71000	68000	68000	70000
Total			411406	487500	462000	475000	485000	495000
25		Subsidies						
2511		Subsidies to Public Corporations						
	304	Subsidies to non-financial public corporations	71885994	72350000	72350000	72350000	72350000	72350000
Total			71885994	72350000	72350000	72350000	72350000	72350000
28		Other Expenditures						
2821		Other Current Expenditures						
	303	Scientific scholarships and training courses	3071475	5665500	5618000	5635000	5635000	5635000
	305	Non-Employees' Bonuses	122524	125000	125000	165000	165000	165000
Total			3193999	5790500	5743000	5800000	5800000	5800000
Total of Chapter			78104530	81801000	81228000	81588000	81658000	81729000

Current Expenditures According to Program and Activities for the Years 2016 - 2020

Chapter : 2601 - Ministry of Higher Education and Scientific Research

(In JDs)

Program : 4501 - Administration and Support Services								
Activity : 601 - Administrative and Support Services								
Group	Item	Description	Actual 2016	Estimated 2017	Re-estimated 2017	Estimated 2018	Indicative 2019	Indicative 2020
21		Compensations of Employees						
2111		Salaries, Wages and Allowances						
	101	Classified Employees	99203	105000	88000	85000	80000	75000
	102	Unclassified Employees	437413	500000	440000	450000	460000	470000
	103	Comprehensive Contract Employees	14642	35000	30000	50000	51000	52000
	105	Personal Cost of Living Allowance	342258	415000	370000	390000	400000	410000
	106	Family Cost of Living Allowance	27592	35000	30000	33000	34000	35000
	111	Additional Allowance	397532	450000	430000	460000	470000	485000
	112	Other Allowances	778104	1033000	720000	880000	900000	915000
	113	Transportation Allowance	64996	70000	67000	70000	72000	73000
	114	Transport Allowance	26701	35000	28000	30000	32000	33000
	116	Employees' Bonuses	249860	250000	250000	250000	250000	250000
	120	Contract Employees	11575	75000	50000	85000	90000	98000
		Total	2449876	3003000	2503000	2783000	2839000	2896000
2121		Social Security Contributions						
	301	Social Security	163255	170000	170000	180000	184000	188000
		Total	163255	170000	170000	180000	184000	188000
22		Use of Goods and Services						
2211		Use of Goods and Services						
	201	Rents	27011	42000	42000	42000	44000	45000
	202	Telecommunications Services	18585	20000	20000	20000	20000	20000
	203	Water	3119	5000	5000	5000	5000	5000
	204	Electricity	127841	109500	109000	110000	115000	120000
	205	Fuels	36284	75000	50000	55000	56000	56000
	001	Heating	21755	30000	30000	30000	30000	30000
	002	Saloon vehicles	9312	35000	15000	18000	18000	18000
	003	Transport vehicles and heavy equipment	5217	10000	5000	7000	8000	8000
	206	Maintenance of Machines, furniture and accessories	5921	10000	10000	10000	11000	12000
	207	Maintenance of vehicles, equipment and accessories	10908	15000	15000	15000	15000	15000
	208	Repair and maintenance of buildings and accessories	9731	17000	17000	15000	15000	15000
	209	Stationery, Publications and Office Supplies	30249	40000	40000	40000	40000	40000
	210	Substances and raw materials (medicines, clothes, food, films, etc..)	8860	13000	13000	15000	15000	15000
	211	Cleaning services and supplies including cleaning contracts	52638	60000	60000	65000	65000	65000
	212	Insurance	4931	5000	5000	10000	10000	10000
	213	Official Travel Missions	7769	5000	5000	5000	6000	7000
	214	Goods and services expenses	67559	71000	71000	68000	68000	70000
	001	Events and hospitality	0	7000	7000	5000	5000	5000
	007	Cultural consultants expenditures	51491	45000	45000	45000	45000	47000
	008	Advertisements and subscriptions	3934	7000	7000	10000	10000	10000
	009	Higher Education Council expenditures	2237	12000	12000	8000	8000	8000
	999	n.e.c	9897	0	0	0	0	0
		Total	411406	487500	462000	475000	485000	495000
28		Other Expenditures						
2821		Other Current Expenditures						
	303	Scientific scholarships and training courses	5380	35000	35000	35000	35000	35000
	000	Scientific scholarships and training courses	0	35000	35000	35000	35000	35000
	999	n.e.c	5380	0	0	0	0	0
	305	Non-Employees' Bonuses	122524	125000	125000	165000	165000	165000
	001	Specialized Committees for Certificate Equalization and High Committee for Equalization and Universi	32095	35000	35000	45000	45000	45000
	003	Higher Education Council and its Committees Bonuses	71354	80000	80000	95000	95000	95000
	010	Bonuses of committees	0	10000	10000	25000	25000	25000
	999	n.e.c	19075	0	0	0	0	0
		Total	127904	160000	160000	200000	200000	200000
		Total of Activity	3152441	3820500	3295000	3638000	3708000	3779000
		Total of Program	3152441	3820500	3295000	3638000	3708000	3779000

Current Expenditures According to Program and Activities for the Years 2016 - 2020

Chapter : 2601 - Ministry of Higher Education and Scientific Research

(In JDs)

Program : 4505 - Government Colleges and Universities								
Activity : 601 - Scientific scholarships								
Group	Item	Description	Actual 2016	Estimated 2017	Re-estimated 2017	Estimated 2018	Indicative 2019	Indicative 2020
28		Other Expenditures						
2821		Other Current Expenditures						
	303	Scientific scholarships and training courses	3066095	5630500	5583000	5600000	5600000	5600000
	003	Ministry of Higher Education	3066095	5630500	5583000	5600000	5600000	5600000
Total			3066095	5630500	5583000	5600000	5600000	5600000
Total of Activity			3066095	5630500	5583000	5600000	5600000	5600000
Activity : 602 - Supporting the Jordanian government universities								
Group	Item	Description	Actual 2016	Estimated 2017	Re-estimated 2017	Estimated 2018	Indicative 2019	Indicative 2020
25		Subsidies						
2511		Subsidies to Public Corporations						
	304	Subsidies to non-financial public corporations	71885994	72350000	72350000	72350000	72350000	72350000
	017	Jordanian Government universities	71885994	72000000	72000000	72000000	72000000	72000000
	099	Unified Admission Coordination Unit *	0	350000	350000	350000	350000	350000
Total			71885994	72350000	72350000	72350000	72350000	72350000
Total of Activity			71885994	72350000	72350000	72350000	72350000	72350000
Total of Program			74952089	77980500	77933000	77950000	77950000	77950000
Total of Chapter			78104530	81801000	81228000	81588000	81658000	81729000

* This item shall be disbursed not exceeding the amount supplied to the Public Treasury according to provisions of applicable Revenues Supplying Law of Government Departments and Units.

Overall Summary of Capital Expenditures for the Years 2016 - 2020

Chapter : 2601 Ministry of Higher Education and Scientific Research

(In JDs)

Group	Item	Description	Actual 2016	Estimated 2017	Re-estimated 2017	Estimated 2018	Indicative 2019	Indicative 2020
		Expenditures						
21		Compensations of Employees						
2111		Salaries, Wages and Allowances						
	501	Salaries	0	25000	25000	20000	20000	20000
	502	Wages	74815	0	0	0	0	0
		Total	74815	25000	25000	20000	20000	20000
22		Use of Goods and Services						
2211		Use of Goods and Services						
	510	Buildings and facilities repair and maintenance	1200000	1500000	1000000	250000	0	0
	512	Operating and Sustaining Expenditures	77998	447330	410000	630000	330000	210000
		Total	1277998	1947330	1410000	880000	330000	210000
25		Subsidies						
2511		Subsidies to Public Corporations						
	520	Subsidies to non-financial public corporations/ capital	8900000	10000000	10000000	10000000	10000000	10000000
		Total	8900000	10000000	10000000	10000000	10000000	10000000
		Fixed Assets						
31		Non-financial Assets						
3111		Buildings and Constructions						
	508	Works and Constructions	29740815	27760000	25110000	19375000	19450000	3250000
		Total	29740815	27760000	25110000	19375000	19450000	3250000
3112		Devices, Machinery and Equipment						
	505	Equipment, Machines and Devices	1366757	1935000	1875000	2420000	950000	1050000
		Total	1366757	1935000	1875000	2420000	950000	1050000
3113		Other Fixed Assets						
	511	Equipping and furnishing	403807	0	0	2065000	550000	150000
		Total	403807	0	0	2065000	550000	150000
		Total of Chapter	41764192	41667330	38420000	34760000	31300000	14680000

Capital Expenditures According to Program and Projects for the Years 2016 - 2020

Chapter : 2601 Ministry of Higher Education and Scientific Research

(In JDs)

Program 4501 Administration and Support Services								
Project		001 Sustaining and Operating Higher Education Services						
Fund Source		102001 Capital (Treasury)						
Group	item	Description	Actual 2016	Estimated 2017	Re-estimated 2017	Estimated 2018	Indicative 2019	Indicative 2020
22		Use of Goods and Services						
2211		Use of Goods and Services						
	512	Operating and Sustaining Expenditures						
	013	Services contracts	0	25000	25000	25000	25000	25000
	015	Operating systems and software	0	25000	20000	20000	20000	20000
	065	Various activities	0	20000	20000	0	0	0
	118	Payment of claims	0	0	0	25000	25000	25000
	999	n.e.c	28489	0	0	0	0	0
		Total of Item	28489	70000	65000	70000	70000	70000
31		Non-financial Assets						
3112		Devices, Machinery and Equipment						
	505	Equipment, Machines and Devices						
	001	Computers and accessories	5148	20000	18000	20000	20000	20000
	003	Office supplies and equipment	13562	25000	17000	10000	10000	10000
		Total of Item	18710	45000	35000	30000	30000	30000
3113		Other Fixed Assets						
	511	Equipping and furnishing						
	006	Furnishing and equipping the buildings and facilities	3807	0	0	0	0	0
		Total of Item	3807	0	0	0	0	0
		Total of Project / Treasury	51006	115000	100000	100000	100000	100000
Project		002 Follow-up, implementation and assessment of a Comprehensive Strategy for Higher Education						
Fund Source		102001 Capital (Treasury)						
Group	item	Description	Actual 2016	Estimated 2017	Re-estimated 2017	Estimated 2018	Indicative 2019	Indicative 2020
22		Use of Goods and Services						
2211		Use of Goods and Services						
	512	Operating and Sustaining Expenditures						
	999	n.e.c	2378	0	0	0	0	0
		Total of Item	2378	0	0	0	0	0
		Total of Project / Treasury	2378	0	0	0	0	0
Project		003 Establishing the E- Information Management System (EMIS)						
Fund Source		102001 Capital (Treasury)						
Group	item	Description	Actual 2016	Estimated 2017	Re-estimated 2017	Estimated 2018	Indicative 2019	Indicative 2020
22		Use of Goods and Services						
2211		Use of Goods and Services						
	512	Operating and Sustaining Expenditures						
	015	Operating systems and software	16783	0	0	0	0	0
		Total of Item	16783	0	0	0	0	0
		Total of Project / Treasury	16783	0	0	0	0	0

Capital Expenditures According to Program and Projects for the Years 2016 - 2020

Chapter : 2601 Ministry of Higher Education and Scientific Research

(In JDs)

Program 4501 Administration and Support Services								
Project		005 project of Higher Education Reform for Knowledge Economy						
Fund Source		102001 Capital (Treasury)						
Group	item	Description	Actual 2016	Estimated 2017	Re-estimated 2017	Estimated 2018	Indicative 2019	Indicative 2020
21		Compensations of Employees						
2111		Salaries, Wages and Allowances						
	501	Salaries						
	001	Salaries	0	25000	25000	20000	20000	20000
		Total of Item	0	25000	25000	20000	20000	20000
	502	Wages						
	004	Bonuses	74815	0	0	0	0	0
		Total of Item	74815	0	0	0	0	0
22		Use of Goods and Services						
2211		Use of Goods and Services						
	512	Operating and Sustaining Expenditures						
	008	Qualifying and training expenses	180	100000	68000	55000	55000	55000
	015	Operating systems and software	18411	25000	25000	25000	25000	25000
	032	Conferences, celebrations and workshops	11757	30000	30000	30000	30000	30000
		Total of Item	30348	155000	123000	110000	110000	110000
31		Non-financial Assets						
3112		Devices, Machinery and Equipment						
	505	Equipment, Machines and Devices						
	001	Computers and accessories	0	0	0	20000	20000	20000
		Total of Item	0	0	0	20000	20000	20000
		Total of Project / Treasury	105163	180000	148000	150000	150000	150000
Project		007 Solar Energy Use Project						
Fund Source		102001 Capital (Treasury)						
Group	item	Description	Actual 2016	Estimated 2017	Re-estimated 2017	Estimated 2018	Indicative 2019	Indicative 2020
31		Non-financial Assets						
3112		Devices, Machinery and Equipment						
	505	Equipment, Machines and Devices						
	068	Solar cells generating the electric energy	0	50000	0	0	0	0
		Total of Item	0	50000	0	0	0	0
		Total of Project / Treasury	0	50000	0	0	0	0
		Total of Program	175330	345000	248000	250000	250000	250000

Capital Expenditures According to Program and Projects for the Years 2016 - 2020

Chapter : 2601 Ministry of Higher Education and Scientific Research

(In JDs)

Program 4505 Government Colleges and Universities								
Project		003 Building and creating technological incubators and business incubators and supporting universities computerization						
Fund Source		102001	Capital (Treasury)					
Group	item	Description	Actual 2016	Estimated 2017	Re-estimated 2017	Estimated 2018	Indicative 2019	Indicative 2020
31		Non-financial Assets						
3112		Devices, Machinery and Equipment						
	505	Equipment, Machines and Devices						
	001	Computers and accessories	349756	250000	250000	250000	250000	250000
	046	Technological incubators	50000	50000	50000	50000	50000	50000
		Total of Item	399756	300000	300000	300000	300000	300000
		Total of Project / Treasury	399756	300000	300000	300000	300000	300000
Project		012 Support to the Needy Student Fund						
Fund Source		102001	Capital (Treasury)					
Group	item	Description	Actual 2016	Estimated 2017	Re-estimated 2017	Estimated 2018	Indicative 2019	Indicative 2020
25		Subsidies						
2511		Subsidies to Public Corporations						
	520	Subsidies to non-financial public corporations/ capital						
	019	Needy Student Fund	8900000	10000000	10000000	10000000	10000000	10000000
		Total of Item	8900000	10000000	10000000	10000000	10000000	10000000
		Total of Project / Treasury	8900000	10000000	10000000	10000000	10000000	10000000
Project		015 Establishing an intermediate university college in Jerash Governorate						
Fund Source		102001	Capital (Treasury)					
Group	item	Description	Actual 2016	Estimated 2017	Re-estimated 2017	Estimated 2018	Indicative 2019	Indicative 2020
31		Non-financial Assets						
3111		Buildings and Constructions						
	508	Works and Constructions						
	013	Buildings construction	400000	250000	100000	0	0	0
		Total of Item	400000	250000	100000	0	0	0
		Total of Project / Treasury	400000	250000	100000	0	0	0
Project		018 Scientific scholarships to the teaching faculty members						
Fund Source		102001	Capital (Treasury)					
Group	item	Description	Actual 2016	Estimated 2017	Re-estimated 2017	Estimated 2018	Indicative 2019	Indicative 2020
22		Use of Goods and Services						
2211		Use of Goods and Services						
	512	Operating and Sustaining Expenditures						
	084	Scientific scholarships	0	200000	200000	250000	50000	0
		Total of Item	0	200000	200000	250000	50000	0
		Total of Project / Treasury	0	200000	200000	250000	50000	0
Project		019 Infrastructure of universities						
Fund Source		102001	Capital (Treasury)					
Group	item	Description	Actual 2016	Estimated 2017	Re-estimated 2017	Estimated 2018	Indicative 2019	Indicative 2020
31		Non-financial Assets						
3111		Buildings and Constructions						
	508	Works and Constructions						
	013	Buildings construction	4395528	3500000	2500000	2000000	2000000	3000000
		Total of Item	4395528	3500000	2500000	2000000	2000000	3000000
		Total of Project / Treasury	4395528	3500000	2500000	2000000	2000000	3000000

Capital Expenditures According to Program and Projects for the Years 2016 - 2020

Chapter : 2601 Ministry of Higher Education and Scientific Research

(In JDs)

Program 4505 Government Colleges and Universities								
Project		023 Developing technical education in official community colleges						
Fund Source		102001 Capital (Treasury)						
Group	item	Description	Actual 2016	Estimated 2017	Re-estimated 2017	Estimated 2018	Indicative 2019	Indicative 2020
31		Non-financial Assets						
3111		Buildings and Constructions						
	508	Works and Constructions						
	013	Buildings construction	899934	0	0	0	0	0
		Total of Item	899934	0	0	0	0	0
3112		Devices, Machinery and Equipment						
	505	Equipment, Machines and Devices						
	001	Computers and accessories	498291	0	0	0	0	0
	003	Office supplies and equipment	0	390000	390000	0	0	0
	004	Educational devices and equipment	450000	800000	800000	1620000	0	0
		Total of Item	948291	1190000	1190000	1620000	0	0
3113		Other Fixed Assets						
	511	Equipping and furnishing						
	006	Furnishing and equipping the buildings and facilities	400000	0	0	0	0	0
		Total of Item	400000	0	0	0	0	0
		Total of Project / Treasury	2248225	1190000	1190000	1620000	0	0
Project		024 Developing technical education in the official universities						
Fund Source		102001 Capital (Treasury)						
Group	item	Description	Actual 2016	Estimated 2017	Re-estimated 2017	Estimated 2018	Indicative 2019	Indicative 2020
22		Use of Goods and Services						
2211		Use of Goods and Services						
	510	Buildings and facilities repair and maintenance						
	008	Buildings and facilities maintenance	1200000	1500000	1000000	250000	0	0
		Total of Item	1200000	1500000	1000000	250000	0	0
31		Non-financial Assets						
3111		Buildings and Constructions						
	508	Works and Constructions						
	013	Buildings construction	3045515	3710000	2210000	800000	0	0
		Total of Item	3045515	3710000	2210000	800000	0	0
3113		Other Fixed Assets						
	511	Equipping and furnishing						
	005	Laboratories furnishings	0	0	0	2000000	0	0
		Total of Item	0	0	0	2000000	0	0
		Total of Project / Treasury	4245515	5210000	3210000	3050000	0	0
Project		025 Developing the official universities						
Fund Source		102001 Capital (Treasury)						
Group	item	Description	Actual 2016	Estimated 2017	Re-estimated 2017	Estimated 2018	Indicative 2019	Indicative 2020
31		Non-financial Assets						
3111		Buildings and Constructions						
	508	Works and Constructions						
	013	Buildings construction	20999838	20000000	20000000	16290000	17000000	0
		Total of Item	20999838	20000000	20000000	16290000	17000000	0
		Total of Project / Treasury	20999838	20000000	20000000	16290000	17000000	0

Capital Expenditures According to Program and Projects for the Years 2016 - 2020

Chapter : 2601 Ministry of Higher Education and Scientific Research

(In JDs)

Program 4505 Government Colleges and Universities								
Project		032 Supporting skills of operation and social integration in Al-Balqa Applied University						
Fund Source		102001 Capital (Treasury)						
Group	item	Description	Actual 2016	Estimated 2017	Re-estimated 2017	Estimated 2018	Indicative 2019	Indicative 2020
22		Use of Goods and Services						
2211		Use of Goods and Services						
	512	Operating and Sustaining Expenditures						
	011	Capacity building expenses	0	22330	22000	200000	100000	30000
		Total of Item	0	22330	22000	200000	100000	30000
31		Non-financial Assets						
3111		Buildings and Constructions						
	508	Works and Constructions						
	013	Buildings construction	0	300000	300000	250000	100000	50000
		Total of Item	0	300000	300000	250000	100000	50000
3112		Devices, Machinery and Equipment						
	505	Equipment, Machines and Devices						
	004	Educational devices and equipment	0	350000	350000	450000	550000	600000
		Total of Item	0	350000	350000	450000	550000	600000
		Total of Project / Treasury	0	672330	672000	900000	750000	680000
Project		701 Equipping an educational kitchen in Zarqa University College / Zarqa governorate						
Fund Source		102001 Capital (Treasury)						
Group	item	Description	Actual 2016	Estimated 2017	Re-estimated 2017	Estimated 2018	Indicative 2019	Indicative 2020
31		Non-financial Assets						
3113		Other Fixed Assets						
	511	Equipping and furnishing						
	005	Laboratories furnishings	0	0	0	50000	450000	0
		Total of Item	0	0	0	50000	450000	0
		Total of Project / Treasury	0	0	0	50000	450000	0
Project		702 Establishing and equipping an environmental monitoring center at Zarqa University College / Zarqa Governorate						
Fund Source		102001 Capital (Treasury)						
Group	item	Description	Actual 2016	Estimated 2017	Re-estimated 2017	Estimated 2018	Indicative 2019	Indicative 2020
31		Non-financial Assets						
3111		Buildings and Constructions						
	508	Works and Constructions						
	013	Buildings construction	0	0	0	35000	350000	200000
		Total of Item	0	0	0	35000	350000	200000
3112		Devices, Machinery and Equipment						
	505	Equipment, Machines and Devices						
	004	Educational devices and equipment	0	0	0	0	50000	100000
		Total of Item	0	0	0	0	50000	100000
3113		Other Fixed Assets						
	511	Equipping and furnishing						
	005	Laboratories furnishings	0	0	0	15000	100000	150000
		Total of Item	0	0	0	15000	100000	150000
		Total of Project / Treasury	0	0	0	50000	500000	450000
Total of Program			41588862	41322330	38172000	34510000	31050000	14430000
Total of Chapter			41764192	41667330	38420000	34760000	31300000	14680000