

Chapter : 2501 Ministry of Education

Creation: The first Ministry of Education bylaw was issued in 1939. The Ministry is responsible for the educational system pursuant to the provisions of Education Law No. (3) for the year 1994, which includes complete details related to the philosophy of education, its goals and the educational policy principles as well as the Ministry's work, tasks, staff, educational stages, the tasks of the Education Council, the principles of curricula and textbooks, general examinations and private and foreign educational institutions.

Vision : The Hashemite Kingdom of Jordan has high quality human resources with competitive efficiency and capable of providing the community with life-long learning experiences closely relevant to its current and future needs to respond to and stimulate sustainable economic development through an educated population and a skilled workforce.

Mission: Developing an educational system with "excellence" as its pillar that depends on its human resources according to international standards and social values, in addition to a high competitive spirit, which will contribute to Jordan's advancement within the context of "The Global Knowledge Economy"

Legal Framework : Education Law No. (3) for the year 1994

Tasks of the Ministry / Department:

- Establish and manage government educational institutions of all types and levels and provide qualified human resources and necessary educational materials thereto.
- Provide the government educational institutions with buildings suitable for education and distribute them in line with the educational policy.
- Supervise all private educational institutions to ensure their adherence to the provisions of education law.
- Establish centers for adult education and unofficial studies.
- Encourage the activities of students in educational institutions and regulate the affairs of these activities in all sports, scouting, arts, cultural, social, and productive fields to achieve educational objectives in the various educational stages.
- Enhance educational links between the Kingdom and other countries in the world.
- Provide necessary means and capacities to secure good life and stability for all employees in the Ministry.
- Provide appropriate protective health and guidance care in the government educational institutions and supervise their availability at the appropriate level in the private educational institutions.
- Enhance relationship between the educational institution and its local community by establishing local boards for schools and boards for parents and teachers and activate the activities related to community service and voluntary work and other works which contribute to developing and improving the community.

Ministry/Department Contribution to the Achievement of the National Objectives:

- Expand the opportunities to obtain elementary and secondary education and improve the efficiency of education system.
- Expand the establishment of kindergartens and focus on the poor and remote areas.
- Increase the participation of private sector in vocational education and develop programs and curricula to meet the requirements of labor market.
- Improve the quality of basic and secondary education.

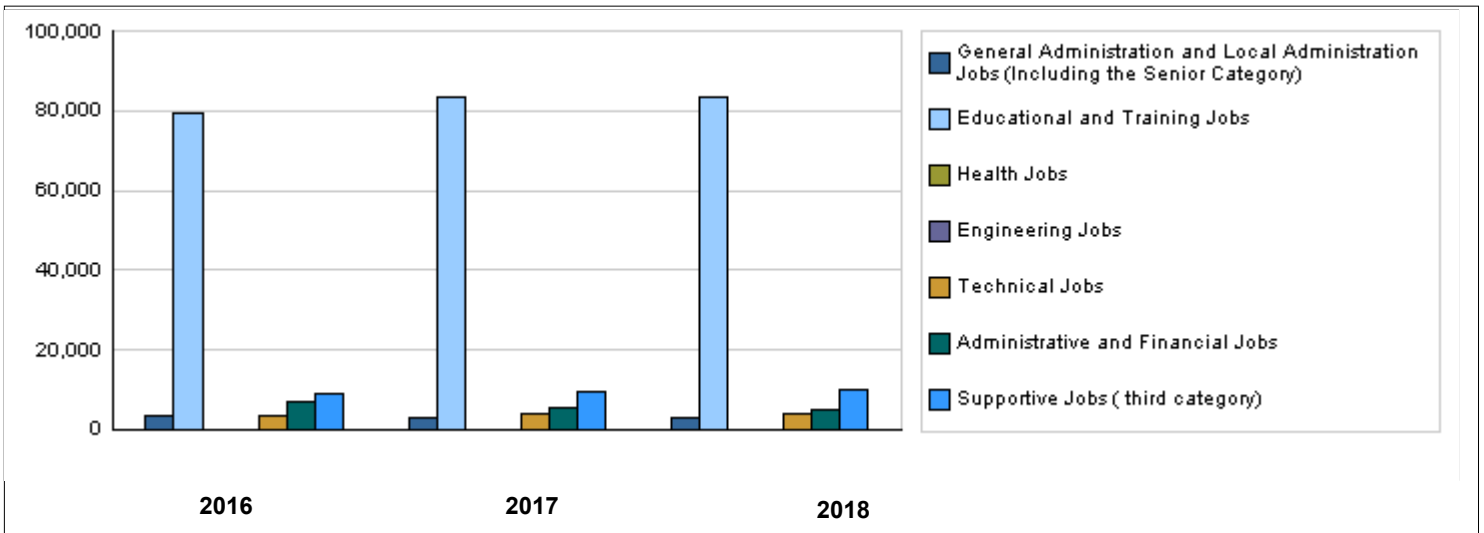
Major Issues and Challenges which face the Ministry / Department:

- Decreased enrollment rate in pre-school stage in rural and poor areas (less growth and more in need)
- Planning built on realistic requirements for schools expansion and school buildings maintenance.
- Develop effective procedures to reduce dropouts and other procedures to deal with persons with special needs and adult education.
- Improve the quality of education.
- Increased enrollment rate in vocational education and provide training opportunities for students.

CHAPTER : 2501 Ministry of Education

Strategic Objectives and Performance Indicators of the Ministry / Department										
Strategic Objective	Performance Indicator		Base year	Value	Actual Value	Target Value	Preliminary Self Evaluation	Target Value		
					2016	2017	2017	2018	2019	2020
1 - Vocational development of human resources to sustain efficient and effective management of the educational system	1	Number of holders obtained ranks of teachers	2009	4494	2763	4670	4670	7670	8700	9000
	2	Degree of service recipients' satisfaction	2009	%62.4	%72	%73	%73	%74	%75	%76
2 - To develop early childhood and readiness for education	1	Average of total enrollment in kindergartens	2009	%38.2	%32.9	%39	%35	%36	%37	%38
	2	Percentage of children in leased buildings	2009	%38.9	%41	%34	%35.5	%35	%34	%33
	3	Percentage of total enrolment in KG2	2009	%60.1	%59	%63	%59	%63	%64	%65
3 - To improve the quality of education and provide appropriate school environment and educational environment in line with the community needs	1	Percentage of students in leased schools to total students at the national level stage	2009	%16.8	%20.6	%15	%18	%18	%18	%18
	2	Percentage of students in the two shifts schools (national level)	2009	%18.95	%17.9	%18	%21	%20	%19	%19
	3	Students' average in one class	2009	26	25	26	27	26	26	26
	4	Average total enrollment in the first elementary class	2009	%117.7	%103.7	%109	%103	%103	%103	%103
	5	Average net enrollment in the first elementary class	2009	%98.7	%97.3	%99	%98	%98	%99	%99
4 - To enable the students to benefit from private education programs to get suitable educational opportunities	1	Number of talents rooms	2009	42	78	78	88	98	108	118
	2	Percentage of students benefitting from persons with special needs programs	2009	%0.17	%0.29	%0.31	%0.31	%0.33	%0.35	%0.37
5 - To provide lifelong educational opportunities	1	Percentage of illiteracy	2009	%7.7	%6.8	%6.2	%6.6	%6.4	%6.2	%6
6 - To enhance the students' national sense and allegiance	1	Number of students participating in educational activities (all students)	2009	1174000	1270000	1290000	1270000	1270000	1270000	1300000
7 - Life skills and life-long learning	1	Percentage of Vocational Education graduates employment	2009	%23	%30	%25	%35	%40	%45	%50
	2	Percentage of students in vocational education / secondary stage	2009	%15.4	%17	%17	%17	%18	%19	%20

Number of Staff of the Ministry / Department										
Group	Job	2016			2017			Preliminary 2018		
		Male	Female	Total	Male	Female	Total	Male	Female	Total
General Administration and Local Administration Jobs (Including the Senior Category)	Supervisory and leadership jobs	1918	1831	3749	1558	1630	3188	1558	1630	3188
Educational and Training Jobs	Consultant/ Cultural Attache	2	0	2	2	0	2	2	0	2
	Social Worker/Trainer/Supervisor/Coordinator	1453	1408	2861	1264	1160	2424	1264	1160	2424
	Teacher	28816	47667	76483	31486	49728	81214	31486	49728	81214
Health Jobs	Nurse	10	81	91	12	95	107	12	95	107
Engineering Jobs	Engineering jobs	107	76	183	132	95	227	132	95	227
Technical Jobs	Technical jobs	1732	1951	3683	1983	2084	4067	1983	2084	4067
Administrative and Financial Jobs	Administrative and financial jobs	3342	3916	7258	2815	2598	5413	2727	2512	5239
Supportive Jobs (third category)	Supportive jobs	5658	3551	9209	4851	4811	9662	4941	4900	9841
Total		43038	60481	103519	44103	62201	106304	44105	62204	106309
Total Cost of Salaries		326162639	450415072	776577711	315385120	453846880	769232000	321952090	463296910	785249000



Key Information of the Ministry / Department

No.	Description	base year	Value	Primary 2017	Estimated 2018													Total
					Irbid	Mafraq	Jarsh	Ajloun	Amman	Balqa'	Zaraq'	Madaba	Karak	Ma'an	Tafila	Aqaba		
1	Number of schools	2009	3371	3793	707	522	185	131	827	264	382	135	302	197	128	74	3854	
2	Number of kindergarten classrooms	2009	831	1493	218	220	72	75	246	136	121	74	148	127	55	73	1565	
3	Number of basic education classrooms	2009	34101	41328	8040	4801	1603	1212	10871	2620	5308	1291	2526	1510	939	787	41508	
4	Number of academic and occupational secondary education classrooms	2009	5903	6352	1412	522	294	225	1908	471	844	217	373	183	155	150	6754	
5	Number of literacy centers	2009	473	290	24	12	7	7	28	16	3	0	16	0	0	0	113	
6	Number of kindergarten students	2009	16321	30506	4468	4501	1275	1350	5457	2716	2670	1317	2622	2003	1030	1367	30776	
7	Number of basic education students	2009	945886	1146172	226283	112422	42061	34338	350533	75807	189024	35817	61891	33886	27030	29080	1218172	
8	Number of secondary education students	2009	144393	137127	28302	8997	4821	4132	45549	8769	20752	3833	5509	2138	2110	2213	137125	
9	Number of vocational education students	2009	22848	26161	6548	969	1030	888	8328	1775	3204	660	894	612	464	789	26161	
10	Number of those enrolled in literacy centers	2009	6128	3800	240	170	75	75	350	200	350	0	160	0	0	0	1620	

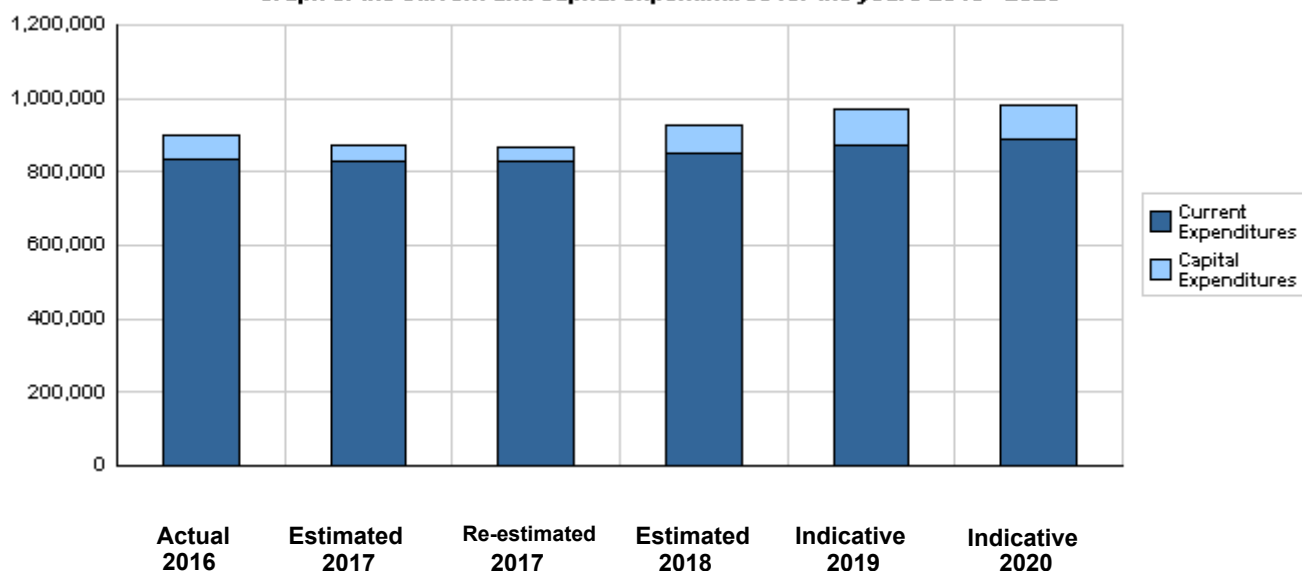
**Overall Summary of Expenditures for Chapter 2501- Ministry of Education
for the Years 2016 - 2020**

(In JDs)

Description		Actual 2016	Estimated 2017	Re-estimated 2017	Estimated 2018	Indicative 2019 2020	
Group	Current Expenditures						
2111	Salaries, Wages and Allowances	714,624,360	703,732,000	703,732,000	715,749,000	731,275,000	747,143,000
2121	Social Security Contributions	61,953,351	65,500,000	65,500,000	69,500,000	71,029,000	72,592,000
2211	Use of Goods and Services	44,633,102	45,288,000	40,650,000	51,000,000	52,000,000	53,000,000
2511	Subsidies to Public Corporations	0	80,000	80,000	80,000	80,000	80,000
2631	Support to General Government Units	650,000	730,000	664,000	752,000	768,000	784,000
2821	Other Current Expenditures	14,628,848	16,000,000	16,000,000	16,000,000	16,000,000	16,000,000
Total current expenditures		836,489,661	831,330,000	826,626,000	853,081,000	871,152,000	889,599,000
Capital Expenditures							
2111	Salaries, Wages and Allowances	599,896	0	0	0	0	0
2211	Use of Goods and Services	18,337,254	20,392,643	18,527,000	13,565,000	10,364,000	9,728,000
2822	Other Capital Expenditures	154,927	165,000	135,000	150,000	200,000	200,000
3111	Buildings and Constructions	38,802,297	17,045,000	16,745,000	56,936,000	86,973,000	77,407,000
3112	Devices, Machinery and Equipment	2,100,078	2,520,000	1,895,000	2,563,000	1,973,000	1,473,000
3113	Other Fixed Assets	2,217,594	2,010,000	1,890,000	2,209,000	1,622,000	1,622,000
3122	Inventories	18,150	25,000	25,000	25,000	25,000	25,000
3141	Lands	965,038	800,000	800,000	400,000	0	0
Total capital expenditures		63,195,234	42,957,643	40,017,000	75,848,000	101,157,000	90,455,000
Treasury		63,195,234	42,957,643	40,017,000	75,848,000	101,157,000	90,455,000
Total current and capital expenditures		899,684,895	874,287,643	866,643,000	928,929,000	972,309,000	980,054,000

(Thousands of JDs)

Graph of the current and capital expenditures for the years 2016 - 2020

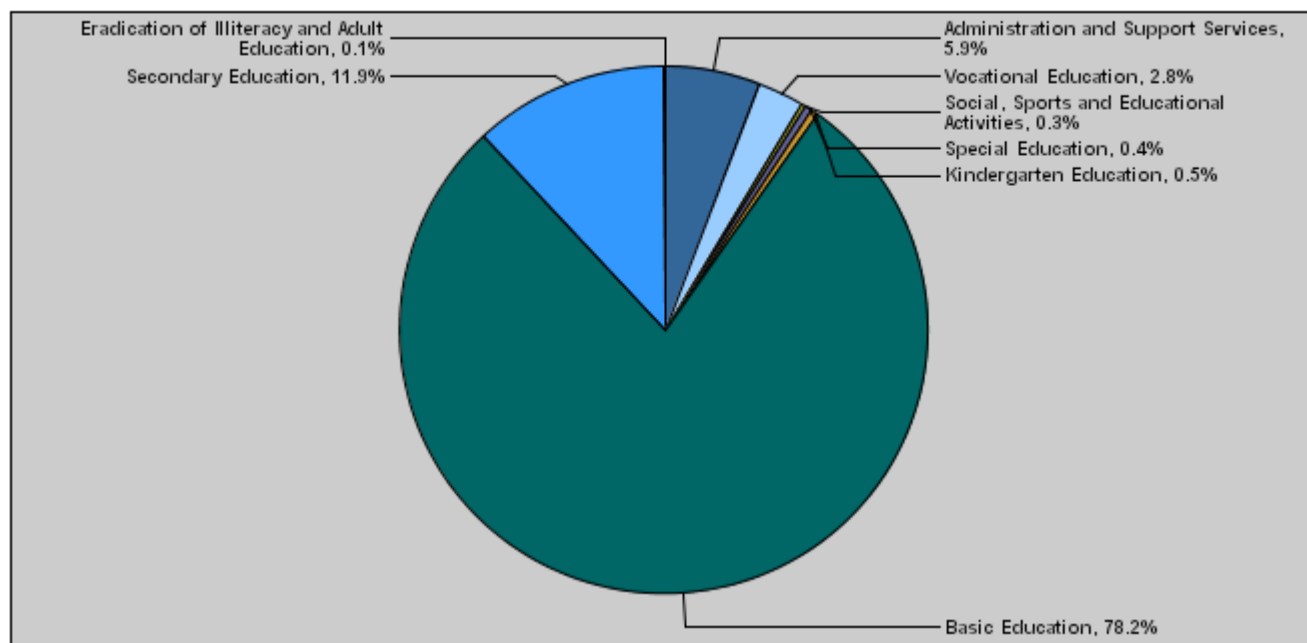


**Budget of Chapter 2501 - Ministry of Education
For the Year 2018 Distributed According to Program**

(In JDs)

Prog.	Description	Current Expenditures	Capital Expenditures	Total Expenditures
4401	Administration and Support Services	52,109,000	2,805,000	54,914,000
4405	Vocational Education	24,273,500	1,400,000	25,673,500
4410	Social, Sports and Educational Activities	997,000	1,940,000	2,937,000
4415	Special Education	3,735,000	140,000	3,875,000
4420	Kindergarten Education	2,985,000	1,436,000	4,421,000
4425	Basic Education	674,233,500	51,756,650	725,990,150
4430	Secondary Education	94,178,000	16,370,350	110,548,350
4435	Eradication of Illiteracy and Adult Education	570,000	0	570,000
Total		853,081,000	75,848,000	928,929,000

Total Expenditures for the Year 2018 Distributed According to Programs



Estimated Allocations for Females distributed according to Programs for the Years 2016 - 2020

Program	2016	2017	2018	2019	2020
4401 Administration and Support Services	15757228	15481650	16444200	17029500	16734000
4405 Vocational Education	13086368	13291340	13606955	15488455	15965455
4410 Social, Sports and Educational Activities	826791	894750	1468500	1256000	1256000
4415 Special Education	2856185	2985410	3061250	3137090	3205030
4420 Kindergarten Education	4159642	3568430	3492590	3239000	3521030
4425 Basic Education	432261235	416612615	442914991	462546835	468469630
4430 Secondary Education	55499676	52027974	59696109	63123030	61868178
4435 Eradication of Illiteracy and Adult Education	332000	277000	285000	285000	285000
Total	524779125	505139169	540969595	566104910	571304323

Estimated Allocations For Child distributed according to Programs for the Years 2016 - 2020

Program	2016	2017	2018	2019	2020
4401 Administration and Support Services	51874095	50941500	54162000	55997000	54997000
4405 Vocational Education	24691262	25078000	25673500	29223500	30123500
4410 Social, Sports and Educational Activities	1653583	1789500	2937000	2512000	2512000
4415 Special Education	3615424	3779000	3875000	3971000	4057000
4420 Kindergarten Education	5135361	4517000	4421000	4100000	4457000
4425 Basic Education	708624976	682971500	725990150	758273500	767982800
4430 Secondary Education	102777179	96347500	110548350	116894000	114570700
Total	898371880	865424000	927607000	970971000	978700000

Budget Chapter 2501 - Ministry of Education Distributed According to the Program

4401	Administration and Support Services Program
-------------	--

Objective of the program :

The program aims to improve the administrative capacities in the Ministry's headquarters and education directorates and improve programs and projects management efficiency.

The strategic objective related to the program :

Professional development of human resources to sustain management of the education system efficiently and effectively.

Directorates associated with the program :

This program is connected with the administrative units in the Ministry's headquarter (21) units and the directorates of education (42) directorates

Services provided by the program :

- Provide support to the Ministry's various activities and projects.

Staff working in the program :

The program is implemented through a functional staff in 2017 estimated with (4194) staff, including (2936) males and (1258) females .

Performance Measurement Indicators for Program

Performance Measurement Indicator	Base Year	Value	Actual value	Target Value	Preliminary Self Evaluation	Target Value		
			2016	2017		2017	2018	2019
1 Percentage of qualified and efficient educational leaderships	2009	%10	%51	%52	%52	%53	%54	%55

Appropriations Of Administration and Support Services Program as Per Activities and Projects. (In JDs)

Activities and Projects	Actual	Estimated	Re-estimated	Estimated	Indicative	
	2016	2017	2017	2018	2019	2020
Current Expenditures	51,836,055	52,146,500	51,180,500	52,109,000	52,390,000	52,706,000
601 Administrative and Support Services	51,186,055	51,416,500	50,516,500	51,357,000	51,622,000	51,922,000
602 Supporting the Arabic Language Academy	650,000	730,000	664,000	752,000	768,000	784,000
Capital Expenditures	688,040	1,025,000	425,000	2,805,000	4,375,000	3,075,000
001 Sustaining and Operating Educational Services	637,059	500,000	400,000	405,000	475,000	475,000
007 Developing the Educational Information Management System	24,981	25,000	25,000	0	0	0
009 Electronic Archiving Project	26,000	500,000	0	100,000	100,000	100,000
701 Establishing buildings for Education Directorates in Mafraq governorate	0	0	0	1,500,000	2,600,000	900,000
702 Establishing buildings for Education Directorates in Balq'a governorate	0	0	0	500,000	500,000	1,600,000
703 Establishing building for Education Directorate of Russayfah district / Zarqa Governorate	0	0	0	300,000	700,000	0
Program / Treasury	688,040	1,025,000	425,000	2,805,000	4,375,000	3,075,000
Total Program	52,524,095	53,171,500	51,605,500	54,914,000	56,765,000	55,781,000

Budget Chapter 2501 - Ministry of Education Distributed According to the Program

4405	Vocational Education Program
-------------	-------------------------------------

Objective of the program :

Training educational environment appropriate for vocational education and in line with the labor market requirements

The strategic objective related to the program :

Life skills and lifelong education

Directorates associated with the program :

This program is affiliated with vocational education and production management.

Services provided by the program :

- 1- Train the teachers of vocational education (industrial/ agricultural/ hospitality and tourism/ household economy/ vocational education) to face the technological and industrial developments.
- 2- Produce laboratory devices and tools for school laboratories.
- 3- Produce means used to protect child from abuse for the first three classes.
- 4- Insure the life of vocational education students and teachers against work accidents and injuries.
- 5- Furnish and equip the buildings and facilities of vocational education.
- 6- Maintain school buildings of vocational education.
- 7- Establish school additions for vocational education.

Staff working in the program :

The program is implemented through a functional staff in 2017 estimated with (2920) staff, including (1372) males and (1548) females .

Performance Measurement Indicators for Program

	Performance Measurement Indicator	Base Year	Value	Actual value		Target Value		Preliminary Self Evaluation			Target Value		
				2016	2017	2017	2017	2017	2018	2019	2020		
				1	Percentage of students enrolled in vocational education	2009	%15.5	%13.5	%12.4	%13.5	%13.5	%13.5	%13.5
2	Number of workshops equipped with modern machines	2009	120	253	230	313	353	413	473				

Appropriations Of Vocational Education Program as Per Activities and Projects.

(In JDs)

Activities and Projects	Actual	Estimated	Re-estimated	Estimated	Indicative	
	2016	2017	2017	2018	2019	2020
Current Expenditures	24,009,785	24,498,000	24,488,000	24,273,500	24,673,500	25,173,500
601 Teaching vocational education students	24,009,785	24,498,000	24,488,000	24,273,500	24,673,500	25,173,500
Capital Expenditures	681,477	700,000	590,000	1,400,000	4,550,000	4,950,000
001 Vocational Education Program Administration Project	184,031	200,000	190,000	200,000	200,000	200,000
002 Additions to Vocational Education Schools Buildings	497,446	500,000	400,000	700,000	0	0
701 Establishing Na'ur school /sec / vocational / the Capital governorate	0	0	0	0	2,600,000	2,500,000
702 Establishing school for vocational education Dhiban / Ma'daba governorate	0	0	0	0	250,000	250,000
703 Establishing vocational school in Southern Aghwar / Karak governorate	0	0	0	500,000	1,500,000	2,000,000
Program / Treasury	681,477	700,000	590,000	1,400,000	4,550,000	4,950,000
Total Program	24,691,262	25,198,000	25,078,000	25,673,500	29,223,500	30,123,500

Budget Chapter 2501 - Ministry of Education Distributed According to the Program

4410	Social, Sports and Educational Activities Program
Objective of the program :	
Enhance the actual participation of students in the programs and activities in order to instil in them the spirit of citizenship and allegiance.	
The strategic objective related to the program :	
Enhance the national sense and allegiance of the students.	
Directorates associated with the program :	
- Educational Activities Department	
Services provided by the program :	
1- Establish sport halls in the various areas of the Kingdom. 2- Organize the physical fitness project (King Abdullah II Physical Fitness Award). 3- Hold festivals for national and folklore songs. 4- Hold student parliaments and student dialogue clubs and conferences. 5- Hold training courses for male and female scout leaders and guides in addition to holding scout camps. 6- Hold summer clubs and voluntary work camps. 7- Conduct school journeys to the National Children's Museum.	
Staff working in the program :	
The program is implemented through the staff working in the Ministry's headquarters and the activities sections in the Directorates of Education.	

Performance Measurement Indicators for Program

Performance Measurement Indicator	Base Year	Value	Actual value	Target Value	Preliminary Self Evaluation	Target Value		
			2016	2017		2017	2018	2019
1 Number of athletic festivals	2009	4	1	1	1	1	1	1
2 Number of scout camps	2009	5	7	7	7	7	7	7
3 Number of teachers' clubs	2009	10	10	11	11	13	13	13
4 Percentage of students participating in King Abdullah II Award for Physical Fitness, ages 9 -17	2009	%35	%81	%82	%82	%83	%84	%85

Appropriations Of Social, Sports and Educational Activities Program as Per Activities and Projects. (In JDs)

Activities and Projects	Actual	Estimated	Re-estimated	Estimated	Indicative	
	2016	2017	2017	2018	2019	2020
Current Expenditures	618,763	877,500	819,500	997,000	997,000	997,000
601 Organizing sports tournaments, and national festivals and celebrations	152,480	205,500	185,500	250,000	250,000	250,000
602 Organizing cultural and artistic activities	50,159	121,000	91,000	121,000	121,000	121,000
603 Organizing summer clubs activities	9,127	25,000	17,000	25,000	25,000	25,000
604 Supporting educational events	406,997	526,000	526,000	601,000	601,000	601,000
Capital Expenditures	1,034,820	1,215,000	970,000	1,940,000	1,515,000	1,515,000
001 Social, Sport and Educational Activities Program Administration Project	133,087	125,000	100,000	100,000	75,000	75,000
003 Establishing scouting camps	45,215	50,000	50,000	0	0	0
005 King Abdullah II Award for Physical Fitness	678,346	690,000	690,000	690,000	690,000	690,000
011 Establishing a teachers' club in Karak	0	50,000	0	0	0	0
012 Al Hussein Camps for Voluntary Work	128,221	150,000	130,000	150,000	150,000	150,000
014 Establishing sports gym in Aqaba Governorate	49,951	50,000	0	0	0	0
015 Establishing a club for teachers in Jerash.	0	50,000	0	0	0	0
016 Establishing a club for teachers in Madaba.	0	50,000	0	0	0	0
701 Establishing The Teachers Club / Jerash governorate	0	0	0	1,000,000	500,000	500,000
702 Establishing a gymnasium in the district of Dhiban / Madaba governorate	0	0	0	0	100,000	100,000
Program / Treasury	1,034,820	1,215,000	970,000	1,940,000	1,515,000	1,515,000
Total Program	1,653,583	2,092,500	1,789,500	2,937,000	2,512,000	2,512,000

Budget Chapter 2501 - Ministry of Education Distributed According to the Program

4415	Special Education Program								
Objective of the program :									
Increase the available opportunities for students with special needs									
The strategic objective related to the program :									
Enable the students to benefit from special education programs to obtain appropriate educational opportunities.									
Directorates associated with the program :									
- General Education and Students Affairs Department									
Services provided by the program :									
1- Provide educational diagnosis services for distinguished students and those with disabilities.									
2- Secure transportation for students with disabilities and high achievers.									
3- Integrate students with disabilities in the regular schools.									
4- Train and qualify the staff working in the field of special education.									
5- Establish schools and educational institutions which provide special education programs.									
6- Develop the educational legislation in the field of special education.									
7- Develop the school books for blind students using braille manner.									
8- Sustain work with student's programs and services with disabilities and distinguished students.									
Staff working in the program :									
The program is implemented through a functional staff in 2017 estimated with (588) staff, including (118) males and (470) females .									
Performance Measurement Indicators for Program									
Performance Measurement Indicator		Base Year	Value	Actual value	Target Value	Preliminary Self Evaluation	Target Value		
				2016	2017		2017	2018	2019
1	Number of excellence schools	2009	5	10	13	13	13	13	13
2	Number of education difficulties sources rooms (special education)	2009	795	865	896	875	885	895	905
Appropriations Of Special Education Program as Per Activities and Projects. (In JDs)									
Activities and Projects		Actual	Estimated	Re-estimated	Estimated	Indicative			
		2016	2017	2017	2018	2019	2020		
Current Expenditures		3,505,461	3,679,000	3,679,000	3,735,000	3,821,000	3,907,000		
601	Taking care of talented students and students with special needs	3,505,461	3,679,000	3,679,000	3,735,000	3,821,000	3,907,000		
Capital Expenditures		109,963	125,000	100,000	140,000	150,000	150,000		
001	Special Education Program Administration Project	109,963	125,000	100,000	140,000	150,000	150,000		
Program / Treasury		109,963	125,000	100,000	140,000	150,000	150,000		
Total Program		3,615,424	3,804,000	3,779,000	3,875,000	3,971,000	4,057,000		

Budget Chapter 2501 - Ministry of Education Distributed According to the Program

4420	Kindergarten Education Program
-------------	---------------------------------------

Objective of the program :

Increase the overall percentages of enrollment in kindergartens especially in the rural and poor areas (least growth and most needy).

The strategic objective related to the program :

Develop the early childhood and readiness for learning.

Directorates associated with the program :

- General Education and Students Affairs Department

Services provided by the program :

- 1- Train the female teachers of kindergartens on the interactive national curriculum and program of work with young children in addition to other training programs.
- 2- Equip government kindergartens with the necessary furniture and supplies.
- 3- Hold awareness courses to target categories in parental awareness programs.
- 4- Involve the parents of children as volunteers inside the classrooms to implement some activities.
- 5- Provide the required food to children in public kindergartens
- 6- Establish kindergartens rooms all over the areas of the Kingdom.
- 7- Supply the kindergartens with books, toys and stationery necessary for children.

Staff working in the program :

The program is implemented through a functional staff in 2017 estimated with (853) staff, including (0) males and (853) females .

Performance Measurement Indicators for Program

	Performance Measurement Indicator	Base Year	Value	Actual value	Target Value	Preliminary Self Evaluation	Target Value			
				2016	2017		2017	2018	2019	2020
				1	Number of equipped kindergarten rooms		2009	250	1282	1300
2	Percentage of total pre-school education enrollment in the rural and poor areas	2009	%30	%41	%43	%59	%62.4	%65.2	%70.4	
3	Number of students benefiting from the school nutrition project	2009	0	10000	10000	10000	10000	10000	10000	

Appropriations Of Kindergarten Education Program as Per Activities and Projects.

(In JDs)

Activities and Projects	Actual	Estimated	Re-estimated	Estimated	Indicative	
	2016	2017	2017	2018	2019	2020
Current Expenditures	2,685,837	2,827,000	2,827,000	2,985,000	3,085,000	3,180,000
601 Teaching the students of KG	2,685,837	2,827,000	2,827,000	2,985,000	3,085,000	3,180,000
Capital Expenditures	2,449,524	1,700,000	1,690,000	1,436,000	1,015,000	1,277,000
001 Kindergarten Education Program Administration Project	135,693	100,000	90,000	100,000	100,000	100,000
002 Additions to kindergartens classrooms	2,313,831	1,600,000	1,600,000	1,100,000	500,000	682,000
701 Additions to kindergarten classrooms in Irbid governorate	0	0	0	88,000	0	0
702 Additions to kindergarten classrooms in Mafraq governorate	0	0	0	0	50,000	300,000
703 Additions to kindergarten classrooms in Madaba governorate	0	0	0	148,000	190,000	195,000
704 Additions of kindergarten classrooms / Balqa governorate	0	0	0	0	175,000	0
Program / Treasury	2,449,524	1,700,000	1,690,000	1,436,000	1,015,000	1,277,000
Total Program	5,135,361	4,527,000	4,517,000	4,421,000	4,100,000	4,457,000

Budget Chapter 2501 - Ministry of Education Distributed According to the Program

4425	Basic Education Program
Objective of the program :	
Expand the opportunities of overall enrollment in the basic education and seek to circulate it and eliminate discrepancies in the available education opportunities.	
The strategic objective related to the program :	
Improve quality of education and provide an appropriate scholastic and learning environment to be in line with the community needs.	
Directorates associated with the program :	
- General Education and Students Affairs Department	
Services provided by the program :	
<ol style="list-style-type: none"> 1- Add classrooms to the existing schools to solve the problem of overcrowding in schools and to cancel the double-shift system. 2- Send students on scholarship to obtain the Bachelor degree in the public Jordanian universities. 3- Programs to strengthen students with low achievement in Arabic Language and mathematics. 4- Improve the health nutrition condition for government schools students in the poor areas. 5- Print the textbooks for the basic education students. 6- Construct occupational housing for teachers in the remote areas. 7- Establish modern school buildings through Education Development for Knowledge Economy Project. 8- Maintain and repair the buildings of basic education schools. 9- Royal scholarships grant. 	
Staff working in the program :	
The program is implemented through a functional staff in 2017 estimated with (75355) staff, including (29552) males and (45803) females .	

Performance Measurement Indicators for Program									
Performance Measurement Indicator		Base Year	Value	Actual value	Target Value	Preliminary Self Evaluation	Target Value		
				2016	2017	2017	2018	2019	2020
1	Percentage of primary education dropout	2009	%0.6	%0.25	%0.31	%0.25	%0.25	%0.25	%0.25
2	Percentage of students in the two shift-schools	2009	%14.3	%17.35	%21	%24	%22	%22	%22
3	Number of students included in the school nutrition project	2009	460000	350000	350000	350000	350000	350000	350000
4	Percentage of students in the leased buildings	2009	%10.1	%17.5	%17.5	%17.5	%17.5	%17.5	%17.5

Appropriations Of Basic Education Program as Per Activities and Projects. (In JDs)							
Activities and Projects		Actual 2016	Estimated 2017	Re-estimated 2017	Estimated 2018	Indicative 2019	Indicative 2020
Current Expenditures		665,467,391	656,931,500	654,011,500	674,233,500	687,546,500	701,832,800
601	Teaching the students of basic education phase	652,045,044	640,176,500	639,456,500	654,978,500	668,291,500	682,577,800
602	Scientific scholarships and cultural relations	1,717,906	1,755,000	1,755,000	1,755,000	1,755,000	1,755,000
603	Printing school textbooks	6,704,722	10,000,000	7,800,000	9,000,000	9,000,000	9,000,000
604	Additional education	4,999,719	5,000,000	5,000,000	5,000,000	5,000,000	5,000,000
607	School Nutrition	0	0	0	3,500,000	3,500,000	3,500,000
Capital Expenditures		43,157,585	30,910,000	28,960,000	51,756,650	70,727,000	66,150,000
001	Basic Education Program Administration Project	819,110	1,000,000	1,000,000	1,000,000	1,100,000	1,100,000
002	Constructions and additions to basic education classrooms	12,577,082	4,840,000	4,840,000	850,000	0	0
004	Maintaining and repairing the basic education buildings	1,499,937	1,000,000	1,000,000	100,000	0	0
005	School Nutrition	3,129,112	4,000,000	4,000,000	0	0	0
008	Equipping and furnishing school buildings	2,496,377	2,890,000	2,190,000	2,062,000	2,200,000	2,200,000
009	Education Reform for Knowledge Economy (The Second Stage).	4,528,544	2,000,000	2,000,000	0	0	0
010	Building 60 schools	6,155,950	2,000,000	2,000,000	500,000	2,257,000	770,000
011	Developing the Directorate and school	150,000	500,000	250,000	600,000	600,000	600,000
012	Accommodating Syrian students	5,646,551	6,000,000	6,000,000	0	0	0
013	Establishing schools buildings/ Cities and Villages Development Bank	4,179,984	4,180,000	4,180,000	4,180,000	4,180,000	4,180,000
014	National Program for Teaching School Students	1,974,938	2,500,000	1,500,000	1,000,000	1,500,000	1,500,000
701	Establishing schools for primary education in Irbid governorate	0	0	0	2,866,000	7,900,000	10,400,000
702	Additions of classrooms for primary education in Irbid governorate	0	0	0	1,077,000	210,000	0

Budget Chapter 2501 - Ministry of Education Distributed According to the Program

4425 Basic Education Program		Appropriations Of Basic Education Program as Per Activities and Projects.					(In JDs)
Activities and Projects		Actual 2016	Estimated 2017	Re-estimated 2017	Estimated 2018	Indicative 2019 2020	
Capital Expenditures		43,157,585	30,910,000	28,960,000	51,756,650	70,727,000	66,150,000
703	Maintenance of a number of Qasbah schools / Irbid Governorate	0	0	0	135,000	0	0
704	Establishing different school facilities in Irbid Governorate	0	0	0	260,000	200,000	0
705	Establishing schools for primary education in Mafraq governorate	0	0	0	3,070,000	3,900,000	2,400,000
706	Additions of classrooms for primary education in Mafraq governorate	0	0	0	250,000	450,000	650,000
707	Establishing schools for primary education in Jerash governorate	0	0	0	1,800,000	2,850,000	2,050,000
708	Additions of classrooms for primary education in Jerash governorate	0	0	0	260,000	600,000	600,000
709	Maintenance of schools / Jerash Governorate	0	0	0	150,000	150,000	150,000
710	Establishing schools for primary education in Ajloun governorate	0	0	0	1,850,000	4,500,000	3,250,000
711	Additions of classrooms for primary education in Ajloun governorate	0	0	0	770,000	0	980,000
712	Establishing schools for primary education in the Capital governorate	0	0	0	2,550,000	4,450,000	10,000,000
713	Additions of classrooms for primary education in the Capital governorate	0	0	0	1,690,000	1,965,000	270,000
714	Maintenance and repairs of primary education schools in the capital governorate	0	0	0	1,813,650	273,000	87,000
715	Establishing various school facilities in the capital governorate	0	0	0	82,000	10,000	0
716	Establishing schools for primary education in Balqa governorate	0	0	0	500,000	500,000	1,300,000
717	Additions of classrooms for primary education in Balqa governorate	0	0	0	1,452,000	1,458,000	625,000
718	Maintenance and repairs of primary education schools in Balqa governorate	0	0	0	450,000	380,000	385,000
719	Establishing various school facilities in Balqa governorate	0	0	0	170,000	25,000	25,000
720	Establishing schools for primary education in Zarqa governorate	0	0	0	1,550,000	6,700,000	4,400,000
721	Additions of classrooms for primary education in Zarqa governorate	0	0	0	740,000	0	0
722	Maintenance and repairs of primary education schools in Zarqa governorate	0	0	0	560,000	55,000	50,000
723	Establishing schools for primary education in Mdaba governorate	0	0	0	840,000	1,390,000	400,000
724	Additions to classrooms for primary education in Madaba governorate	0	0	0	690,000	1,500,000	2,100,000
725	Maintenance and repairs of primary education schools in Madaba governorate	0	0	0	215,000	170,000	158,000
726	Establishing schools for primary education in Karak governorate	0	0	0	1,225,000	2,125,000	500,000
727	Additions to classrooms for primary education in Karak governorate	0	0	0	1,155,000	155,000	0
728	Establishing schools for primary education in Ma'an governorate	0	0	0	800,000	3,600,000	5,000,000
729	Additions to classrooms for primary education in Ma'an governorate	0	0	0	2,165,000	3,850,000	5,000,000
730	Maintenance and repairs of primary education schools in Ma'an governorate	0	0	0	673,000	650,000	670,000
731	Establishing schools for primary education in Tafileh governorate	0	0	0	4,600,000	5,600,000	1,950,000
732	Additions to classrooms for primary education in Tafileh governorate	0	0	0	526,000	474,000	350,000
733	Maintenance and repairs of primary education schools in Tafileh governorate	0	0	0	250,000	150,000	150,000
734	Establishing various school facilities in Tafileh governorate	0	0	0	600,000	650,000	400,000
735	Establishing schools for primary education in Aqaba governorate	0	0	0	2,355,000	500,000	0
736	Additions of classrooms for primary education in Aqaba governorate	0	0	0	895,000	1,500,000	1,500,000
737	Maintenance of various school facilities in Aqaba governorate	0	0	0	430,000	0	0
Program / Treasury		43,157,585	30,910,000	28,960,000	51,756,650	70,727,000	66,150,000
Total Program		708,624,976	687,841,500	682,971,500	725,990,150	758,273,500	767,982,800

Budget Chapter 2501 - Ministry of Education Distributed According to the Program

4430	Secondary Education Program
Objective of the program :	
The program aims to expand the opportunities for obtaining secondary education and improve its outputs to enable the student to expand life and vocational choices and achieve the effective participation in society change and development.	
The strategic objective related to the program :	
Improve quality of education and provide an appropriate scholastic and learning environment to be in line with the community needs.	
Directorates associated with the program :	
- General Education and Students Affairs Department/ Examinations Department	
Services provided by the program :	
1- Add classrooms to the secondary schools to solve the problem of overcrowding in schools, technologies rooms and computer rooms. 2- Hold the general secondary examination for summer and winter sessions. 3- Implement e-examinations project. 4- Participate in Queen Rania Award for Excellence (distinguished teacher and principal). 5- Maintain and repair the buildings of secondary education schools.	
Staff working in the program :	
The program is implemented through a functional staff in 2017 estimated with (22394) staff, including (10125) males and (12269) females .	

Performance Measurement Indicators for Program									
Performance Measurement Indicator		Base Year	Value	Actual value	Target Value	Preliminary Self Evaluation	Target Value		
				2016	2017		2017	2018	2019
1	Percentage of regular students who passed the General Secondary School Examination	2009	%59.5	%40.9	%43.2	%43	%44.2	%45	%46
2	Percentage of students in the leased buildings	2009	%0.23	%0.3	%0.20	%0.3	%0.3	%0.3	%0.3
3	Percentage of total enrollment in the secondary education	2009	%76.6	%75.4	%79.4	%75.4	%75.4	%75.4	%75.4

Appropriations Of Secondary Education Program as Per Activities and Projects. (In JDs)							
Activities and Projects		Actual 2016	Estimated 2017	Re-estimated 2017	Estimated 2018	Indicative 2019 2020	
Current Expenditures		87,703,354	89,800,500	89,065,500	94,178,000	98,069,000	101,232,700
601	Teaching the students of secondary education phase	70,352,879	72,955,500	72,490,500	73,628,000	76,519,000	78,682,700
602	General Secondary Examination	14,750,954	13,845,000	13,575,000	17,550,000	18,550,000	19,550,000
603	Additional education	2,599,521	3,000,000	3,000,000	3,000,000	3,000,000	3,000,000
Capital Expenditures		15,073,825	7,282,643	7,282,000	16,370,350	18,825,000	13,338,000
001	Secondary Education Program Administration Project	325,515	300,000	300,000	250,000	250,000	250,000
002	Constructions and additions to secondary education classrooms	4,198,674	2,500,000	2,500,000	200,000	0	0
005	Queen Rania Award for Excellence for Distinguished Teacher	800,000	800,000	800,000	800,000	800,000	800,000
007	Maintaining and repairing the secondary education buildings	1,499,994	1,000,000	1,000,000	200,000	200,000	200,000
008	Developing schools e-linkage	749,793	500,000	500,000	500,000	500,000	500,000
009	Establishing school buildings for (Decent housing for decent life) project/ 1st phase.	499,851	800,000	800,000	500,000	500,000	500,000
010	Queen Rania Teacher Academy	6,999,998	0	0	0	0	0
011	Electronic protection system and communication devices	0	1,382,643	1,382,000	1,400,000	1,900,000	1,900,000
701	Establishing schools for primary education in Irbid governorate	0	0	0	370,000	0	0
702	Additions to classrooms for secondary education in Irbid governorate	0	0	0	401,000	519,000	500,000
703	Establishing different school facilities in Irbid Governorate	0	0	0	110,000	0	0
704	Additions of classrooms for secondary education in Mafraq governorate	0	0	0	550,000	300,000	0
705	Additions of classrooms for secondary education in Jerash governorate	0	0	0	220,000	100,000	0
706	Additions of classrooms for secondary education in Ajloun governorate	0	0	0	300,000	0	870,000
707	Establishing schools for secondary education in the Capital governorate	0	0	0	1,700,000	4,900,000	3,950,000

Budget Chapter 2501 - Ministry of Education Distributed According to the Program

4430 Secondary Education Program		Appropriations Of Secondary Education Program as Per Activities and Projects.					(In JDs)
Activities and Projects		Actual 2016	Estimated 2017	Re-estimated 2017	Estimated 2018	Indicative 2019 2020	
Capital Expenditures		15,073,825	7,282,643	7,282,000	16,370,350	18,825,000	13,338,000
708	Additions of classrooms for secondary education in the Capital governorate	0	0	0	2,090,000	3,180,000	410,000
709	Maintenance and repairs of secondary education schools in the capital governorate	0	0	0	1,937,350	671,000	275,000
710	Establishing various school facilities in the capital governorate	0	0	0	120,000	120,000	0
711	Establishing Al Nahda Secondary School for Boys / South Shouna / Balqa Governorate	0	0	0	0	0	1,000,000
712	Additions of classrooms for secondary education in Balqa governorate	0	0	0	1,000,000	625,000	180,000
713	Maintenance and repairs of secondary education schools in Balqa governorate	0	0	0	150,000	90,000	0
714	Additions of classrooms for secondary education in Zarqa governorate	0	0	0	0	220,000	300,000
715	Establishing various school facilities in Zarqa governorate	0	0	0	220,000	0	0
716	Additions of classrooms for secondary education in Madaba governorate	0	0	0	625,000	900,000	1,450,000
717	Maintenance and repairs of secondary education schools in Madaba governorate	0	0	0	151,000	105,000	133,000
718	Establishing schools for secondary education in Karak governorate	0	0	0	1,000,000	1,000,000	0
719	Additions of classrooms for secondary education in Karak governorate	0	0	0	406,000	1,445,000	120,000
720	Additions of classrooms for secondary education in Ma'an governorate	0	0	0	370,000	0	0
721	Establishing Aruim Secondary School for Boys / Tafileh Governorate	0	0	0	500,000	500,000	0
722	Additions of classrooms for secondary education in Aqaba governorate	0	0	0	300,000	0	0
Program / Treasury		15,073,825	7,282,643	7,282,000	16,370,350	18,825,000	13,338,000
Total Program		102,777,179	97,083,143	96,347,500	110,548,350	116,894,000	114,570,700

Budget Chapter 2501 - Ministry of Education Distributed According to the Program

4435	Eradication of Illiteracy and Adult Education Program
-------------	--

Objective of the program :

The program aims to develop school programs and curricula and human resources to eliminate illiteracy gradually

The strategic objective related to the program :

Provide education opportunities lifelong.

Directorates associated with the program :

- General Education and Students Affairs Department

Services provided by the program :

- 1- Open literacy centers.
- 2- Equip and furnish centers to enhance the culture of dropouts.
- 3- Hold celebrations indicating the importance of fighting and eliminating illiteracy.
- 4- Open classrooms for rehabilitation and correction centers.

Staff working in the program :

This program is implemented through employees who are paid financial bonuses specified by teaching the elderly and illiterate bylaw No. (81) of 2005.

Performance Measurement Indicators for Program

	Performance Measurement Indicator	Base Year	Value	Actual value	Target Value	Preliminary Self Evaluation	Target Value		
				2016	2017		2017	2018	2019
1	Number of literacy centers	2009	473	98	200	150	150	150	150
2	Number of individuals enrolled in literacy centers	2009	6128	1300	3000	1500	1500	1500	1500
3	Number of those enrolled in the dropouts' culture enhancement program	2009	900	2229	2230	1000	1000	1000	1000

Appropriations Of Eradication of Illiteracy and Adult Education Program as Per Activities and Projects. (In JDs)

Activities and Projects	Actual	Estimated	Re-estimated	Estimated	Indicative	
	2016	2017	2017	2018	2019	2020
Current Expenditures	663,015	570,000	555,000	570,000	570,000	570,000
601 Teaching the elderly and illiterate	663,015	570,000	555,000	570,000	570,000	570,000
Capital Expenditures	0	0	0	0	0	0
Program / Treasury	0	0	0	0	0	0
Total Program	663,015	570,000	555,000	570,000	570,000	570,000

Capital Expenditures Distributed According to Governorates

Chapter : 2501 Ministry of Education

(In JDs)

Governorate		Estimated 2018	Indicative 2019	Indicative 2020
21	Irbid Governorate	5,307,000	8,829,000	10,900,000
22	Mafraq Governorate	5,370,000	7,300,000	4,250,000
23	Jerash Governorate	3,430,000	4,200,000	3,300,000
24	Ajloun Governorate	2,920,000	4,500,000	5,100,000
31	The Capital Governorate	11,983,000	18,169,000	17,492,000
32	Balqa' Governorate	4,222,000	3,753,000	5,115,000
33	Zarqa Governorate	3,370,000	7,675,000	4,750,000
34	Ma'daba Governorate	2,669,000	4,605,000	4,786,000
41	Karak Governorate	4,286,000	6,225,000	2,620,000
42	Ma'an Governorate	4,008,000	8,100,000	10,670,000
43	Tafileh Governorate	6,476,000	7,374,000	2,850,000
44	Aqaba Governorate	3,980,000	2,000,000	1,500,000
Total		58,021,000	82,730,000	73,333,000

Chapter : 2501 Ministry of Education

(In JDs)

Current Activities Appropriations According to Program								
Prog.	Activites		Actual	Estimated	Re-estimated	Estimated	Indicative	Indicative
			2016	2017	2017	2018	2019	2020
4401	601	Administrative and Support Services	51186055	51416500	50516500	51357000	51622000	51922000
	602	Supporting the Arabic Language Academy	650000	730000	664000	752000	768000	784000
	Total of Program		51836055	52146500	51180500	52109000	52390000	52706000
4420	601	Teaching the students of KG	2685837	2827000	2827000	2985000	3085000	3180000
	Total of Program		2685837	2827000	2827000	2985000	3085000	3180000
4425	601	Teaching the students of basic education phase	652045044	640176500	639456500	654978500	668291500	682577800
	602	Scientific scholarships and cultural relations	1717906	1755000	1755000	1755000	1755000	1755000
	603	Printing school textbooks	6704722	10000000	7800000	9000000	9000000	9000000
	604	Additional education	4999719	5000000	5000000	5000000	5000000	5000000
	607	School Nutrition	0	0	0	3500000	3500000	3500000
	Total of Program		665467391	656931500	654011500	674233500	687546500	701832800
4430	601	Teaching the students of secondary education phase	70352879	72955500	72490500	73628000	76519000	78682700
	602	General Secondary Examination	14750954	13845000	13575000	17550000	18550000	19550000
	603	Additional education	2599521	3000000	3000000	3000000	3000000	3000000
	Total of Program		87703354	89800500	89065500	94178000	98069000	101232700
4415	601	Taking care of talented students and students with special needs	3505461	3679000	3679000	3735000	3821000	3907000
	Total of Program		3505461	3679000	3679000	3735000	3821000	3907000
4435	601	Teaching the elderly and illiterate	663015	570000	555000	570000	570000	570000
	Total of Program		663015	570000	555000	570000	570000	570000
4410	601	Organizing sports tournaments, and national festivals and celebrations	152480	205500	185500	250000	250000	250000
	602	Organizing cultural and artistic activities	50159	121000	91000	121000	121000	121000
	603	Organizing summer clubs activities	9127	25000	17000	25000	25000	25000
	604	Supporting educational events	406997	526000	526000	601000	601000	601000
	Total of Program		618763	877500	819500	997000	997000	997000
4405	601	Teaching vocational education students	24009785	24498000	24488000	24273500	24673500	25173500
	Total of Program		24009785	24498000	24488000	24273500	24673500	25173500
Total			836489661	831330000	826626000	853081000	871152000	889599000

Capital Projects Appropriations According to Program								
Prog.	Projects		Actual	Estimated	Re-estimated	Estimated	Indicative	Indicative
			2016	2017	2017	2018	2019	2020
4401	001	Sustaining and Operating Educational Services	637059	500000	400000	405000	475000	475000
	007	Developing the Educational Information Management System	24981	25000	25000	0	0	0
	009	Electronic Archiving Project	26000	500000	0	100000	100000	100000
	701	Establishing buildings for Education Directorates in Mafraq governorate	0	0	0	1500000	2600000	900000
	702	Establishing buildings for Education Directorates in Balq'a governorate	0	0	0	500000	500000	1600000
	703	Establishing building for Education Directorate of Russayfah district / Zarqa Governorate	0	0	0	300000	700000	0
	Total of Program		688040	1025000	425000	2805000	4375000	3075000
4420	001	Kindergarten Education Program Administration Project	135693	100000	90000	100000	100000	100000
	002	Additions to kindergartens classrooms	2313831	1600000	1600000	1100000	500000	682000
	701	Additions to kindergarten classrooms in Irbid governorate	0	0	0	88000	0	0
	702	Additions to kindergarten classrooms in Mafraq governorate	0	0	0	0	50000	300000
	703	Additions to kindergarten classrooms in Madaba governorate	0	0	0	148000	190000	195000
	704	Additions of kindergarten classrooms / Balq'a governorate	0	0	0	0	175000	0
	Total of Program		2449524	1700000	1690000	1436000	1015000	1277000

Capital Projects Appropriations According to Program

Prog.	Projects		Actual	Estimated	Re-estimated	Estimated	Indicative	Indicative
			2016	2017	2017	2018	2019	2020
4425	001	Basic Education Program Administration Project	819110	1000000	1000000	1000000	1100000	1100000
	002	Constructions and additions to basic education classrooms	12577082	4840000	4840000	850000	0	0
	004	Maintaining and repairing the basic education buildings	1499937	1000000	1000000	100000	0	0
	005	School Nutrition	3129112	4000000	4000000	0	0	0
	008	Equipping and furnishing school buildings	2496377	2890000	2190000	2062000	2200000	2200000
	009	Education Reform for Knowledge Economy (The Second Stage).	4528544	2000000	2000000	0	0	0
	010	Building 60 schools	6155950	2000000	2000000	500000	2257000	770000
	011	Developing the Directorate and school	150000	500000	250000	600000	600000	600000
	012	Accommodating Syrian students	5646551	6000000	6000000	0	0	0
	013	Establishing schools buildings/ Cities and Villages Development Bank	4179984	4180000	4180000	4180000	4180000	4180000
	014	National Program for Teaching School Students	1974938	2500000	1500000	1000000	1500000	1500000
	701	Establishing schools for primary education in Irbid governorate	0	0	0	2866000	7900000	10400000
	702	Additions of classrooms for primary education in Irbid governorate	0	0	0	1077000	210000	0
	703	Maintenance of a number of Qasbah schools / Irbid Governorate	0	0	0	135000	0	0
	704	Establishing different school facilities in Irbid Governorate	0	0	0	260000	200000	0
	705	Establishing schools for primary education in Mafraq governorate	0	0	0	3070000	3900000	2400000
	706	Additions of classrooms for primary education in Mafraq governorate	0	0	0	250000	450000	650000
	707	Establishing schools for primary education in Jerash governorate	0	0	0	1800000	2850000	2050000
	708	Additions of classrooms for primary education in Jerash governorate	0	0	0	260000	600000	600000
	709	Maintenance of schools / Jerash Governorate	0	0	0	150000	150000	150000
	710	Establishing schools for primary education in Ajloun governorate	0	0	0	1850000	4500000	3250000
	711	Additions of classrooms for primary education in Ajloun governorate	0	0	0	770000	0	980000
	712	Establishing schools for primary education in the Capital governorate	0	0	0	2550000	4450000	10000000
	713	Additions of classrooms for primary education in the Capital governorate	0	0	0	1690000	1965000	270000
	714	Maintenance and repairs of primary education schools in the capital governorate	0	0	0	1813650	273000	87000
	715	Establishing various school facilities in the capital governorate	0	0	0	82000	10000	0
	716	Establishing schools for primary education in Balqa' governorate	0	0	0	500000	500000	1300000
	717	Additions of classrooms for primary education in Balqa' governorate	0	0	0	1452000	1458000	625000
	718	Maintenance and repairs of primary education schools in Balqa' governorate	0	0	0	450000	380000	385000
	719	Establishing various school facilities in Balqa' governorate	0	0	0	170000	25000	25000
	720	Establishing schools for primary education in Zarqa governorate	0	0	0	1550000	6700000	4400000
	721	Additions of classrooms for primary education in Zarqa governorate	0	0	0	740000	0	0
722	Maintenance and repairs of primary education schools in Zarqa governorate	0	0	0	560000	55000	50000	
723	Establishing schools for primary education in Ma'daba governorate	0	0	0	840000	1390000	400000	
724	Additions to classrooms for primary education in Ma'daba governorate	0	0	0	690000	1500000	2100000	
725	Maintenance and repairs of primary education schools in Ma'daba governorate	0	0	0	215000	170000	158000	

(In JDs)

Capital Projects Appropriations According to Program								
Prog.	Projects		Actual	Estimated	Re-estimated	Estimated	Indicative	Indicative
			2016	2017	2017	2018	2019	2020
726	Establishing schools for primary education in Karak governorate		0	0	0	1225000	2125000	500000
727	Additions to classrooms for primary education in Karak governorate		0	0	0	1155000	155000	0
728	Establishing schools for primary education in Ma'an governorate		0	0	0	800000	3600000	5000000
729	Additions to classrooms for primary education in Ma'an governorate		0	0	0	2165000	3850000	5000000
730	Maintenance and repairs of primary education schools in Ma'an governorate		0	0	0	673000	650000	670000
731	Establishing schools for primary education in Tafileh governorate		0	0	0	4600000	5600000	1950000
732	Additions to classrooms for primary education in Tafileh governorate		0	0	0	526000	474000	350000
733	Maintenance and repairs of primary education schools in Tafileh governorate		0	0	0	250000	150000	150000
734	Establishing various school facilities in Tafileh governorate		0	0	0	600000	650000	400000
735	Establishing schools for primary education in Aqaba governorate		0	0	0	2355000	500000	0
736	Additions of classrooms for primary education in Aqaba governorate		0	0	0	895000	1500000	1500000
737	Maintenance of various school facilities in Aqaba governorate		0	0	0	430000	0	0
Total of Program			43157585	30910000	28960000	51756650	70727000	66150000

(In JDs)

Capital Projects Appropriations According to Program								
Prog.	Projects		Actual	Estimated	Re-estimated	Estimated	Indicative	Indicative
			2016	2017	2017	2018	2019	2020
4430	001	Secondary Education Program Administration Project	325515	300000	300000	250000	250000	250000
	002	Constructions and additions to secondary education classrooms	4198674	2500000	2500000	200000	0	0
	005	Queen Rania Award for Excellence for Distinguished Teacher	800000	800000	800000	800000	800000	800000
	007	Maintaining and repairing the secondary education buildings	1499994	1000000	1000000	200000	200000	200000
	008	Developing schools e-linkage	749793	500000	500000	500000	500000	500000
	009	Establishing school buildings for (Decent housing for decent life) project/ 1st phase.	499851	800000	800000	500000	500000	500000
	010	Queen Rania Teacher Academy	6999998	0	0	0	0	0
	011	Electronic protection system and communication devices	0	1382643	1382000	1400000	1900000	1900000
	701	Establishing schools for primary education in Irbid governorate	0	0	0	370000	0	0
	702	Additions to classrooms for secondary education in Irbid governorate	0	0	0	401000	519000	500000
	703	Establishing different school facilities in Irbid Governorate	0	0	0	110000	0	0
	704	Additions of classrooms for secondary education in Mafrq governorate	0	0	0	550000	300000	0
	705	Additions of classrooms for secondary education in Jerash governorate	0	0	0	220000	100000	0
	706	Additions of classrooms for secondary education in Ajloun governorate	0	0	0	300000	0	870000
	707	Establishing schools for secondary education in the Capital governorate	0	0	0	1700000	4900000	3950000
	708	Additions of classrooms for secondary education in the Capital governorate	0	0	0	2090000	3180000	410000
	709	Maintenance and repairs of secondary education schools in the capital governorate	0	0	0	1937350	671000	275000
	710	Establishing various school facilities in the capital governorate	0	0	0	120000	120000	0
	711	Establishing Al Nahda Secondary School for Boys / South Shouna / Balqa Governorate	0	0	0	0	0	1000000
	712	Additions of classrooms for secondary education in Balqa governorate	0	0	0	1000000	625000	180000
	713	Maintenance and repairs of secondary education schools in Balqa governorate	0	0	0	150000	90000	0
	714	Additions of classrooms for secondary education in Zarqa governorate	0	0	0	0	220000	300000
715	Establishing various school facilities in Zarqa governorate	0	0	0	220000	0	0	
716	Additions of classrooms for secondary education in Madaba governorate	0	0	0	625000	900000	1450000	
717	Maintenance and repairs of secondary education schools in Madaba governorate	0	0	0	151000	105000	133000	
718	Establishing schools for secondary education in Karak governorate	0	0	0	1000000	1000000	0	
719	Additions of classrooms for secondary education in Karak governorate	0	0	0	406000	1445000	120000	
720	Additions of classrooms for secondary education in Ma'an governorate	0	0	0	370000	0	0	
721	Establishing Aruim Secondary School for Boys / Tafileh Governorate	0	0	0	500000	500000	0	
722	Additions of classrooms for secondary education in Aqaba governorate	0	0	0	300000	0	0	
	Total of Program		15073825	7282643	7282000	16370350	18825000	13338000
4415	001	Special Education Program Administration Project	109963	125000	100000	140000	150000	150000
		Total of Program	109963	125000	100000	140000	150000	150000

(In JDs)

Capital Projects Appropriations According to Program								
Prog.	Projects		Actual	Estimated	Re-estimated	Estimated	Indicative	Indicative
			2016	2017	2017	2018	2019	2020
4410	001	Social, Sport and Educational Activities Program Administration Project	133087	125000	100000	100000	75000	75000
	003	Establishing scouting camps	45215	50000	50000	0	0	0
	005	King Abdullah II Award for Physical Fitness	678346	690000	690000	690000	690000	690000
	011	Establishing a teachers' club in Karak	0	50000	0	0	0	0
	012	Al Hussein Camps for Voluntary Work	128221	150000	130000	150000	150000	150000
	014	Establishing sports gym in Aqaba Governorate	49951	50000	0	0	0	0
	015	Establishing a club for teachers in Jerash.	0	50000	0	0	0	0
	016	Establishing a club for teachers in Madaba.	0	50000	0	0	0	0
	701	Establishing The Teachers Club / Jerash governorate	0	0	0	1000000	500000	500000
	702	Establishing a gymnasium in the district of Dhiban / Madaba governorate	0	0	0	0	100000	100000
	Total of Program		1034820	1215000	970000	1940000	1515000	1515000
4405	001	Vocational Education Program Administration Project	184031	200000	190000	200000	200000	200000
	002	Additions to Vocational Education Schools Buildings	497446	500000	400000	700000	0	0
	701	Establishing Na'ur school /sec / vocational / the Capital governorate	0	0	0	0	2600000	2500000
	702	Establishing school for vocational education Dhiban / Ma'daba governorate	0	0	0	0	250000	250000
	703	Establishing vocational school in Suothren Aghwar / Karak governorate	0	0	0	500000	1500000	2000000
		Total of Program		681477	700000	590000	1400000	4550000
	Total		63195234	42957643	40017000	75848000	101157000	90455000

Overall Summary of Current Expenditures for the Years 2016 - 2020

Chapter: 2501 Ministry of Education

(In JDs)

Group	Item	Description	Actual 2016	Estimated 2017	Re-estimated 2017	Estimated 2018	Indicative 2019	Indicative 2020
21		Compensations of Employees						
2111		Salaries, Wages and Allowances						
	101	Classified Employees	48569407	44582000	44582000	36920000	36920000	36919000
	102	Unclassified Employees	193509231	191050000	191050000	198370000	201896000	203370000
	103	Comprehensive Contract Employees	138006	155000	155000	155000	155000	155000
	105	Personal Cost of Living Allowance	177605155	173385000	173385000	177499000	185099000	196094000
	106	Family Cost of Living Allowance	10359256	10560000	10560000	11000000	11200000	11400000
	110	Overtime Allowance	8564162	9000000	9000000	9000000	9000000	9000000
	111	Additional Allowance	263006165	259900000	259900000	265500000	269500000	272500000
	112	Other Allowances	687622	700000	700000	700000	700000	700000
	113	Transportation Allowance	1527033	1550000	1550000	1550000	1550000	1550000
	114	Transport Allowance	399903	400000	400000	450000	450000	450000
	115	Field Visit Allowance	271330	300000	300000	300000	300000	300000
	116	Employees' Bonuses	902729	1000000	1000000	1000000	1000000	1000000
	120	Contract Employees	9084361	11150000	11150000	13305000	13505000	13705000
Total			714624360	703732000	703732000	715749000	731275000	747143000
2121		Social Security Contributions						
	301	Social Security	61953351	65500000	65500000	69500000	71029000	72592000
Total			61953351	65500000	65500000	69500000	71029000	72592000
22		Use of Goods and Services						
2211		Use of Goods and Services						
	201	Rents	2066897	2250000	1700000	2250000	2250000	2250000
	202	Telecommunications Services	303198	321000	321000	331000	331000	331000
	203	Water	2520402	1555500	1435000	1500000	1500000	1500000
	204	Electricity	6011028	4968000	4768000	5200000	5200000	5200000
	205	Fuels	1236610	1830000	1685000	1600000	1600000	1600000
	206	Maintenance of Machines, furniture and accessories	1451809	1158000	893000	1160000	1160000	1160000
	207	Maintenance of vehicles, equipment and accessories	434773	432000	392000	420000	420000	420000
	208	Repair and maintenance of buildings and accessories	9749	10000	10000	10000	10000	10000
	209	Stationery, Publications and Office Supplies	8370391	12432000	9837000	11253000	11253000	11253000
	210	Substances and raw materials (medicines, clothes, food, films, etc..)	555344	638500	633000	5075000	5075000	5075000
	211	Cleaning services and supplies including cleaning contracts	282976	285000	285000	304000	304000	304000
	212	Insurance	187316	380000	330000	380000	380000	380000
	213	Official Travel Missions	402173	213500	213000	220000	220000	220000
	214	Goods and services expenses	20800436	18814500	18148000	21297000	22297000	23297000
Total			44633102	45288000	40650000	51000000	52000000	53000000
25		Subsidies						
2511		Subsidies to Public Corporations						
	304	Subsidies to non-financial public corporations	0	80000	80000	80000	80000	80000
Total			0	80000	80000	80000	80000	80000
26		Support/ Grants						
2631		Support to General Government Units						
	313	Support to general government units/current	650000	730000	664000	752000	768000	784000
Total			650000	730000	664000	752000	768000	784000
28		Other Expenditures						
2821		Other Current Expenditures						
	302	Contributions	98703	100000	100000	100000	100000	100000
	303	Scientific scholarships and training courses	14501141	15850000	15850000	15850000	15850000	15850000
	305	Non-Employees' Bonuses	29004	50000	50000	50000	50000	50000
Total			14628848	16000000	16000000	16000000	16000000	16000000
Total of Chapter			836489661	831330000	826626000	853081000	871152000	889599000

Current Expenditures According to Program and Activities for the Years 2016 - 2020

Chapter : 2501 - Ministry of Education

(In JDs)

Program : 4401 - Administration and Support Services								
Activity : 601 - Administrative and Support Services								
Group	Item	Description	Actual 2016	Estimated 2017	Re-estimated 2017	Estimated 2018	Indicative 2019	Indicative 2020
21		Compensations of Employees						
2111		Salaries, Wages and Allowances						
	101	Classified Employees	3999600	3500000	3500000	3450000	3450000	3450000
	102	Unclassified Employees	3990935	4000000	4000000	4050000	4100000	4150000
	103	Comprehensive Contract Employees	138006	155000	155000	155000	155000	155000
	105	Personal Cost of Living Allowance	5688914	5700000	5700000	5750000	5800000	5850000
	106	Family Cost of Living Allowance	633419	650000	650000	650000	650000	650000
	110	Overtime Allowance	399082	400000	400000	450000	450000	450000
	111	Additional Allowance	11587734	11000000	11000000	11135000	11250000	11400000
	112	Other Allowances	687622	700000	700000	700000	700000	700000
	113	Transportation Allowance	1527033	1550000	1550000	1550000	1550000	1550000
	114	Transport Allowance	399903	400000	400000	450000	450000	450000
	115	Field Visit Allowance	271330	300000	300000	300000	300000	300000
	116	Employees' Bonuses	315310	324500	324500	326500	326500	326500
	120	Contract Employees	49518	75000	75000	80000	80000	80000
		Total	29688406	28754500	28754500	29046500	29261500	29511500
2121		Social Security Contributions						
	301	Social Security	2300000	2600000	2600000	2650000	2700000	2750000
		Total	2300000	2600000	2600000	2650000	2700000	2750000
22		Use of Goods and Services						
2211		Use of Goods and Services						
	201	Rents	1887657	2070000	1520000	2070000	2070000	2070000
	202	Telecommunications Services	291239	310000	310000	316000	316000	316000
	203	Water	74927	75000	75000	80000	80000	80000
	204	Electricity	1511028	500000	500000	420000	420000	420000
	205	Fuels	513020	690000	650000	525000	525000	525000
	001	Heating	207946	370000	360000	250000	250000	250000
	002	Saloon vehicles	205074	220000	190000	200000	200000	200000
	003	Transport vehicles and heavy equipment	100000	100000	100000	75000	75000	75000
	206	Maintenance of Machines, furniture and accessories	256863	193000	153000	193000	193000	193000
	207	Maintenance of vehicles, equipment and accessories	399908	400000	360000	388000	388000	388000
	209	Stationery, Publications and Office Supplies	314627	446000	306000	333000	333000	333000
	210	Substances and raw materials (medicines, clothes, food, films, etc..)	63789	65500	65000	366500	366500	366500
	211	Cleaning services and supplies including cleaning contracts	231983	232000	232000	244000	244000	244000
	212	Insurance	187316	350000	310000	350000	350000	350000
	213	Official Travel Missions	184935	92500	92000	95000	95000	95000
	214	Goods and services expenses	369415	403000	354000	45000	45000	45000
	001	Events and hospitality	831	10000	10000	10000	10000	10000
	007	Cultural consultants expenditures	310	5000	5000	5000	5000	5000
	008	Advertisements and subscriptions	29931	30000	30000	30000	30000	30000
	118	Expenses of different goods and services	0	358000	309000	0	0	0
	999	n.e.c	338343	0	0	0	0	0
		Total	6286707	5827000	4927000	5425500	5425500	5425500
28		Other Expenditures						
2821		Other Current Expenditures						
	302	Contributions	98703	100000	100000	100000	100000	100000
	303	Scientific scholarships and training courses	2783235	14085000	14085000	14085000	14085000	14085000
	000	Scientific scholarships and training courses	85000	85000	85000	85000	85000	85000
	008	Scholarships/ Royal makrumah to teachers' children	12698235	14000000	14000000	14000000	14000000	14000000
	305	Non-Employees' Bonuses	29004	50000	50000	50000	50000	50000
		Total	12910942	14235000	14235000	14235000	14235000	14235000
		Total of Activity	51186055	51416500	50516500	51357000	51622000	51922000
Activity : 602 - Supporting the Arabic Language Academy								
Group	Item	Description	Actual 2016	Estimated 2017	Re-estimated 2017	Estimated 2018	Indicative 2019	Indicative 2020
26		Support/ Grants						
2631		Support to General Government Units						
	313	Support to general government units/current	650000	730000	664000	752000	768000	784000
	023	Arabic Language Academy	650000	730000	664000	752000	768000	784000
		Total	650000	730000	664000	752000	768000	784000
		Total of Activity	650000	730000	664000	752000	768000	784000

Current Expenditures According to Program and Activities for the Years 2016 - 2020

Chapter : 2501 - Ministry of Education

(In JDs)

Program : 4401 - Administration and Support Services								
		Total of Program	51836055	52146500	51180500	52109000	52390000	52706000
Program : 4405 - Vocational Education								
Activity : 601 - Teaching vocational education students								
Group	Item	Description	Actual 2016	Estimated 2017	Re-estimated 2017	Estimated 2018	Indicative 2019	Indicative 2020
21		Compensations of Employees						
2111		Salaries, Wages and Allowances						
	101	Classified Employees	2195966	2100000	2100000	1520000	1520000	1520000
	102	Unclassified Employees	4407835	4500000	4500000	4600000	4700000	4800000
	105	Personal Cost of Living Allowance	4797095	5000000	5000000	5100000	5200000	5400000
	106	Family Cost of Living Allowance	347679	386000	386000	395000	395000	395000
	110	Overtime Allowance	545916	550000	550000	500000	500000	500000
	111	Additional Allowance	8593408	8500000	8500000	8600000	8700000	8800000
	116	Employees' Bonuses	0	7500	7500	7500	7500	7500
	120	Contract Employees	49680	75000	75000	75000	75000	75000
Total			20937579	21118500	21118500	20797500	21097500	21497500
2121		Social Security Contributions						
	301	Social Security	2200000	2300000	2300000	2400000	2500000	2600000
Total			2200000	2300000	2300000	2400000	2500000	2600000
22		Use of Goods and Services						
2211		Use of Goods and Services						
	202	Telecommunications Services	4000	4000	4000	4000	4000	4000
	203	Water	100000	100000	100000	100000	100000	100000
	204	Electricity	200000	250000	250000	250000	250000	250000
	205	Fuels	149996	200000	200000	200000	200000	200000
		001 Heating	50000	75000	75000	75000	75000	75000
		002 Saloon vehicles	49996	75000	75000	75000	75000	75000
		003 Transport vehicles and heavy equipment	50000	50000	50000	50000	50000	50000
	206	Maintenance of Machines, furniture and accessories	60992	69000	69000	69000	69000	69000
	207	Maintenance of vehicles, equipment and accessories	1925	2000	2000	2000	2000	2000
	209	Stationery, Publications and Office Supplies	9996	10000	10000	5000	5000	5000
	210	Substances and raw materials (medicines, clothes, food, films, etc..)	319777	376000	376000	391000	391000	391000
	211	Cleaning services and supplies including cleaning contracts	11801	13000	13000	20000	20000	20000
	212	Insurance	0	30000	20000	30000	30000	30000
	213	Official Travel Missions	6913	3500	3500	5000	5000	5000
	214	Goods and services expenses	6806	22000	22000	0	0	0
Total			872206	1079500	1069500	1076000	1076000	1076000
Total of Activity			24009785	24498000	24488000	24273500	24673500	25173500
Total of Program			24009785	24498000	24488000	24273500	24673500	25173500

Current Expenditures According to Program and Activities for the Years 2016 - 2020

Chapter : 2501 - Ministry of Education

(In JDs)

Program : 4410 - Social, Sports and Educational Activities								
Activity : 601 - Organizing sports tournaments, and national festivals and celebrations								
Group	Item	Description	Actual 2016	Estimated 2017	Re-estimated 2017	Estimated 2018	Indicative 2019	Indicative 2020
21		Compensations of Employees						
2111		Salaries, Wages and Allowances						
	116	Employees' Bonuses	160	8000	8000	8000	8000	8000
Total			160	8000	8000	8000	8000	8000
22		Use of Goods and Services						
2211		Use of Goods and Services						
	206	Maintenance of Machines, furniture and accessories	9722	15000	10000	15000	15000	15000
	209	Stationery, Publications and Office Supplies	745	5000	5000	5000	5000	5000
	210	Substances and raw materials (medicines, clothes, food, films, etc..)	9950	10000	10000	10000	10000	10000
	214	Goods and services expenses	131903	167500	152500	212000	212000	212000
	017	Sport tournaments, festivals and national celebrations expenditures	121885	135500	125500	177000	177000	177000
	018	Expenditures of preparation of sport teams and national teams	4045	32000	27000	35000	35000	35000
	999	n.e.c	5973	0	0	0	0	0
Total			152320	197500	177500	242000	242000	242000
Total of Activity			152480	205500	185500	250000	250000	250000
Activity : 602 - Organizing cultural and artistic activities								
Group	Item	Description	Actual 2016	Estimated 2017	Re-estimated 2017	Estimated 2018	Indicative 2019	Indicative 2020
21		Compensations of Employees						
2111		Salaries, Wages and Allowances						
	116	Employees' Bonuses	0	15000	15000	15000	15000	15000
Total			0	15000	15000	15000	15000	15000
22		Use of Goods and Services						
2211		Use of Goods and Services						
	206	Maintenance of Machines, furniture and accessories	600	3000	3000	3000	3000	3000
	210	Substances and raw materials (medicines, clothes, food, films, etc..)	7890	8000	8000	8000	8000	8000
	214	Goods and services expenses	41669	95000	65000	95000	95000	95000
	017	Sport tournaments, festivals and national celebrations expenditures	26802	95000	65000	95000	95000	95000
	999	n.e.c	14867	0	0	0	0	0
Total			50159	106000	76000	106000	106000	106000
Total of Activity			50159	121000	91000	121000	121000	121000
Activity : 603 - Organizing summer clubs activities								
Group	Item	Description	Actual 2016	Estimated 2017	Re-estimated 2017	Estimated 2018	Indicative 2019	Indicative 2020
22		Use of Goods and Services						
2211		Use of Goods and Services						
	210	Substances and raw materials (medicines, clothes, food, films, etc..)	6757	15000	10000	15000	15000	15000
	214	Goods and services expenses	2370	10000	7000	10000	10000	10000
	019	Summer camps	2370	10000	7000	10000	10000	10000
Total			9127	25000	17000	25000	25000	25000
Total of Activity			9127	25000	17000	25000	25000	25000

Current Expenditures According to Program and Activities for the Years 2016 - 2020

Chapter : 2501 - Ministry of Education

(In JDs)

Program : 4410 - Social, Sports and Educational Activities								
Activity : 604 - Supporting educational events								
Group	Item	Description	Actual 2016	Estimated 2017	Re-estimated 2017	Estimated 2018	Indicative 2019	Indicative 2020
21		Compensations of Employees						
2111		Salaries, Wages and Allowances						
	110	Overtime Allowance	19924	50000	50000	50000	50000	50000
	116	Employees' Bonuses	905	8000	8000	8000	8000	8000
		Total	20829	58000	58000	58000	58000	58000
22		Use of Goods and Services						
2211		Use of Goods and Services						
	201	Rents	79825	80000	80000	80000	80000	80000
	206	Maintenance of Machines, furniture and accessories	3190	10000	10000	10000	10000	10000
	210	Substances and raw materials (medicines, clothes, food, films, etc..)	17208	35000	35000	35000	35000	35000
	214	Goods and services expenses	285945	263000	263000	338000	338000	338000
	001	Events and hospitality	0	3000	3000	3000	3000	3000
	037	Educational activities	223841	260000	260000	335000	335000	335000
	999	n.e.c	62104	0	0	0	0	0
		Total	386168	388000	388000	463000	463000	463000
25		Subsidies						
2511		Subsidies to Public Corporations						
	304	Subsidies to non-financial public corporations	0	80000	80000	80000	80000	80000
	028	School Athletics Union Support	0	80000	80000	80000	80000	80000
		Total	0	80000	80000	80000	80000	80000
		Total of Activity	406997	526000	526000	601000	601000	601000
		Total of Program	618763	877500	819500	997000	997000	997000

Current Expenditures of Program and Activities for the Years 2016 - 2020

Chapter : 2501 - Ministry of Education

(In JDs)

Program : 4415 - Special Education								
Activity : 601 - Taking care of talented students and students with special needs								
Group	Item	Description	Actual 2016	Estimated 2017	Re-estimated 2017	Estimated 2018	Indicative 2019	Indicative 2020
21		Compensations of Employees						
2111		Salaries, Wages and Allowances						
	102	Unclassified Employees	849855	850000	850000	860000	880000	890000
	105	Personal Cost of Living Allowance	547411	595000	595000	600000	610000	620000
	106	Family Cost of Living Allowance	13485	22000	22000	23000	24000	25000
	111	Additional Allowance	949460	1000000	1000000	1040000	1070000	1110000
	116	Employees' Bonuses	147203	185000	185000	185000	185000	185000
		Total	2507414	2652000	2652000	2708000	2769000	2830000
2121		Social Security Contributions						
	301	Social Security	400000	425000	425000	450000	475000	500000
		Total	400000	425000	425000	450000	475000	500000
22		Use of Goods and Services						
2211		Use of Goods and Services						
	201	Rents	99415	100000	100000	100000	100000	100000
	202	Telecommunications Services	2000	2000	2000	2000	2000	2000
	203	Water	5000	5000	5000	5000	5000	5000
	204	Electricity	5000	5000	5000	5000	5000	5000
	205	Fuels	54970	55000	55000	50000	50000	50000
	001	Heating	29970	30000	30000	25000	25000	25000
	002	Saloon vehicles	15000	15000	15000	15000	15000	15000
	003	Transport vehicles and heavy equipment	10000	10000	10000	10000	10000	10000
	206	Maintenance of Machines, furniture and accessories	11740	25000	25000	25000	25000	25000
	207	Maintenance of vehicles, equipment and accessories	32940	30000	30000	30000	30000	30000
	208	Repair and maintenance of buildings and accessories	9749	10000	10000	10000	10000	10000
	209	Stationery, Publications and Office Supplies	109875	110000	110000	100000	100000	100000
	210	Substances and raw materials (medicines, clothes, food, films, etc..)	24998	25000	25000	190000	190000	190000
	211	Cleaning services and supplies including cleaning contracts	39192	40000	40000	40000	40000	40000
	213	Official Travel Missions	28169	15000	15000	15000	15000	15000
	214	Goods and services expenses	174999	175000	175000	0	0	0
		Total	598047	597000	597000	572000	572000	572000
28		Other Expenditures						
2821		Other Current Expenditures						
	303	Scientific scholarships and training courses	0	5000	5000	5000	5000	5000
		Total	0	5000	5000	5000	5000	5000
		Total of Activity	3505461	3679000	3679000	3735000	3821000	3907000
		Total of Program	3505461	3679000	3679000	3735000	3821000	3907000

Current Expenditures According to Program and Activities for the Years 2016 - 2020

Chapter : 2501 - Ministry of Education

(In JDs)

Program : 4420 - Kindergarten Education								
Activity : 601 - Teaching the students of KG								
Group	Item	Description	Actual 2016	Estimated 2017	Re-estimated 2017	Estimated 2018	Indicative 2019	Indicative 2020
21		Compensations of Employees						
2111		Salaries, Wages and Allowances						
	101	Classified Employees	57930	100000	100000	100000	100000	100000
	102	Unclassified Employees	696368	700000	700000	715000	730000	740000
	105	Personal Cost of Living Allowance	617508	590000	590000	610000	620000	630000
	106	Family Cost of Living Allowance	1204	2000	2000	2000	2000	2000
	111	Additional Allowance	823680	900000	900000	925000	950000	975000
		Total	2196690	2292000	2292000	2352000	2402000	2447000
2121		Social Security Contributions						
	301	Social Security	400000	425000	425000	525000	575000	625000
		Total	400000	425000	425000	525000	575000	625000
22		Use of Goods and Services						
2211		Use of Goods and Services						
	203	Water	12000	12000	12000	15000	15000	15000
	204	Electricity	15000	25000	25000	25000	25000	25000
	205	Fuels	15000	30000	30000	25000	25000	25000
		001 Heating	10000	25000	25000	20000	20000	20000
		002 Saloon vehicles	5000	5000	5000	5000	5000	5000
	209	Stationery, Publications and Office Supplies	39950	43000	43000	43000	43000	43000
	214	Goods and services expenses	7197	0	0	0	0	0
		999 n.e.c	7197	0	0	0	0	0
		Total	89147	110000	110000	108000	108000	108000
		Total of Activity	2685837	2827000	2827000	2985000	3085000	3180000
		Total of Program	2685837	2827000	2827000	2985000	3085000	3180000

Current Expenditures According to Program and Activities for the Years 2016 - 2020

Chapter : 2501 - Ministry of Education

(In JDs)

Program : 4425 - Basic Education								
Activity : 601 - Teaching the students of basic education phase								
Group	Item	Description	Actual 2016	Estimated 2017	Re-estimated 2017	Estimated 2018	Indicative 2019	Indicative 2020
21		Compensations of Employees						
2111		Salaries, Wages and Allowances						
	101	Classified Employees	36559784	33182000	33182000	28000000	28000000	27999000
	102	Unclassified Employees	169994976	166500000	166500000	173145000	175986000	176890000
	105	Personal Cost of Living Allowance	151465590	147000000	147000000	150800000	157369000	167594000
	106	Family Cost of Living Allowance	8658158	8500000	8500000	8830000	9029000	9228000
	111	Additional Allowance	217996505	215000000	215000000	219300000	222000000	224021300
	116	Employees' Bonuses	40087	52000	52000	50000	50000	50000
	120	Contract Employees	8496939	10000000	10000000	12150000	12350000	12450000
		Total	593212039	580234000	580234000	592275000	604784000	618232300
2121		Social Security Contributions						
	301	Social Security	46700000	49250000	49250000	52475000	53279000	54117000
		Total	46700000	49250000	49250000	52475000	53279000	54117000
22		Use of Goods and Services						
2211		Use of Goods and Services						
	202	Telecommunications Services	3965	3000	3000	4000	4000	4000
	203	Water	1581470	1050000	1050000	1000000	1000000	1000000
	204	Electricity	3000000	3000000	3000000	3000000	3000000	3000000
	205	Fuels	461369	635000	555000	585000	585000	585000
	001	Heating	229131	300000	270000	250000	250000	250000
	002	Saloon vehicles	182471	250000	220000	250000	250000	250000
	003	Transport vehicles and heavy equipment	49767	85000	65000	85000	85000	85000
	206	Maintenance of Machines, furniture and accessories	1020464	785000	585000	785000	785000	785000
	209	Stationery, Publications and Office Supplies	596726	943000	843000	817000	817000	817000
	210	Substances and raw materials (medicines, clothes, food, films, etc..)	86983	82000	82000	532500	532500	532500
	213	Official Travel Missions	182156	102500	102500	105000	105000	105000
	214	Goods and services expenses	5199872	4092000	3752000	3400000	3400000	3400000
	020	Education Quality Control Test	203971	170000	170000	150000	150000	150000
	092	School activities	4499179	3500000	3200000	3250000	3250000	3250000
	118	Expenses of different goods and services	0	422000	382000	0	0	0
	999	n.e.c	496722	0	0	0	0	0
		Total	12133005	10692500	9972500	10228500	10228500	10228500
		Total of Activity	652045044	640176500	639456500	654978500	668291500	682577800
Activity : 602 - Scientific scholarships and cultural relations								
Group	Item	Description	Actual 2016	Estimated 2017	Re-estimated 2017	Estimated 2018	Indicative 2019	Indicative 2020
28		Other Expenditures						
2821		Other Current Expenditures						
	303	Scientific scholarships and training courses	1717906	1755000	1755000	1755000	1755000	1755000
		Total	1717906	1755000	1755000	1755000	1755000	1755000
		Total of Activity	1717906	1755000	1755000	1755000	1755000	1755000
Activity : 603 - Printing school textbooks								
Group	Item	Description	Actual 2016	Estimated 2017	Re-estimated 2017	Estimated 2018	Indicative 2019	Indicative 2020
22		Use of Goods and Services						
2211		Use of Goods and Services						
	209	Stationery, Publications and Office Supplies	6704722	10000000	7800000	9000000	9000000	9000000
		Total	6704722	10000000	7800000	9000000	9000000	9000000
		Total of Activity	6704722	10000000	7800000	9000000	9000000	9000000
Activity : 604 - Additional education								
Group	Item	Description	Actual 2016	Estimated 2017	Re-estimated 2017	Estimated 2018	Indicative 2019	Indicative 2020
21		Compensations of Employees						
2111		Salaries, Wages and Allowances						
	110	Overtime Allowance	4999719	5000000	5000000	5000000	5000000	5000000
	001	Further education	4999719	5000000	5000000	5000000	5000000	5000000
		Total	4999719	5000000	5000000	5000000	5000000	5000000
		Total of Activity	4999719	5000000	5000000	5000000	5000000	5000000

Current Expenditures According to Program and Activities for the Years 2016 - 2020

Chapter : 2501 - Ministry of Education

(In JDs)

Program : 4425 - Basic Education								
Activity : 607 - School Nutrition								
Group	Item	Description	Actual 2016	Estimated 2017	Re-estimated 2017	Estimated 2018	Indicative 2019	Indicative 2020
22		Use of Goods and Services						
2211		Use of Goods and Services						
	210	Substances and raw materials (medicines, clothes, food, films, etc..)	0	0	0	3500000	3500000	3500000
	027	Living supply	0	0	0	3500000	3500000	3500000
		Total	0	0	0	3500000	3500000	3500000
		Total of Activity	0	0	0	3500000	3500000	3500000
		Total of Program	665467391	656931500	654011500	674233500	687546500	701832800

Current Expenditures According to Program and Activities for the Years 2016 - 2020

Chapter : 2501 - Ministry of Education

(In JDs)

Program : 4430 - Secondary Education								
Activity : 601 - Teaching the students of secondary education phase								
Group	Item	Description	Actual 2016	Estimated 2017	Re-estimated 2017	Estimated 2018	Indicative 2019	Indicative 2020
21		Compensations of Employees						
2111		Salaries, Wages and Allowances						
	101	Classified Employees	5756127	5700000	5700000	3850000	3850000	3850000
	102	Unclassified Employees	13569262	14500000	14500000	15000000	15500000	15900000
	105	Personal Cost of Living Allowance	14488637	14500000	14500000	14639000	15500000	16000000
	106	Family Cost of Living Allowance	705311	1000000	1000000	1100000	1100000	1100000
	111	Additional Allowance	23055378	23500000	23500000	24500000	25530000	26193700
	116	Employees' Bonuses	1006	0	0	0	0	0
	120	Contract Employees	488224	1000000	1000000	1000000	1000000	1100000
		Total	58063945	60200000	60200000	60089000	62480000	64143700
2121		Social Security Contributions						
	301	Social Security	9953351	10500000	10500000	11000000	11500000	12000000
		Total	9953351	10500000	10500000	11000000	11500000	12000000
22		Use of Goods and Services						
2211		Use of Goods and Services						
	202	Telecommunications Services	1994	2000	2000	5000	5000	5000
	203	Water	747005	313500	193000	300000	300000	300000
	204	Electricity	1280000	1188000	988000	1500000	1500000	1500000
	205	Fuels	33212	210000	185000	205000	205000	205000
	001	Heating	776	125000	115000	120000	120000	120000
	002	Saloon vehicles	32436	50000	40000	50000	50000	50000
	003	Transport vehicles and heavy equipment	0	35000	30000	35000	35000	35000
	206	Maintenance of Machines, furniture and accessories	17966	8000	8000	10000	10000	10000
	209	Stationery, Publications and Office Supplies	200570	460000	360000	435000	435000	435000
	210	Substances and raw materials (medicines, clothes, food, films, etc..)	17992	22000	22000	27000	27000	27000
	214	Goods and services expenses	36844	47000	27500	52000	52000	52000
	001	Events and hospitality	0	47000	27500	52000	52000	52000
	999	n.e.c	36844	0	0	0	0	0
		Total	2335583	2250500	1785500	2534000	2534000	2534000
28		Other Expenditures						
2821		Other Current Expenditures						
	303	Scientific scholarships and training courses	0	5000	5000	5000	5000	5000
		Total	0	5000	5000	5000	5000	5000
		Total of Activity	70352879	72955500	72490500	73628000	76519000	78682700
Activity : 602 - General Secondary Examination								
Group	Item	Description	Actual 2016	Estimated 2017	Re-estimated 2017	Estimated 2018	Indicative 2019	Indicative 2020
22		Use of Goods and Services						
2211		Use of Goods and Services						
	206	Maintenance of Machines, furniture and accessories	70272	50000	30000	50000	50000	50000
	209	Stationery, Publications and Office Supplies	393180	400000	350000	355000	355000	355000
	214	Goods and services expenses	14287502	13395000	13195000	17145000	18145000	19145000
	015	Transport and shipment wages	992950	1095000	895000	1145000	1145000	1145000
	016	Wages for workers on General Secondary School Examinations	12999913	12300000	12300000	16000000	17000000	18000000
	999	n.e.c	294639	0	0	0	0	0
		Total	14750954	13845000	13575000	17550000	18550000	19550000
		Total of Activity	14750954	13845000	13575000	17550000	18550000	19550000
Activity : 603 - Additional education								
Group	Item	Description	Actual 2016	Estimated 2017	Re-estimated 2017	Estimated 2018	Indicative 2019	Indicative 2020
21		Compensations of Employees						
2111		Salaries, Wages and Allowances						
	110	Overtime Allowance	2599521	3000000	3000000	3000000	3000000	3000000
	001	Further education	2599521	3000000	3000000	3000000	3000000	3000000
		Total	2599521	3000000	3000000	3000000	3000000	3000000
		Total of Activity	2599521	3000000	3000000	3000000	3000000	3000000
		Total of Program	87703354	89800500	89065500	94178000	98069000	101232700

Current Expenditures According to Program and Activities for the Years 2016 - 2020

Chapter : 2501 - Ministry of Education

(In JDs)

Program : 4435 - Eradication of Illiteracy and Adult Education								
Activity : 601 - Teaching the elderly and illiterate								
Group	Item	Description	Actual 2016	Estimated 2017	Re-estimated 2017	Estimated 2018	Indicative 2019	Indicative 2020
21		Compensations of Employees						
2111		Salaries, Wages and Allowances						
	116	Employees' Bonuses	398058	400000	400000	400000	400000	400000
		Total	398058	400000	400000	400000	400000	400000
22		Use of Goods and Services						
2211		Use of Goods and Services						
	205	Fuels	9043	10000	10000	10000	10000	10000
		001 Heating	9043	10000	10000	10000	10000	10000
	209	Stationery, Publications and Office Supplies	15000	15000	10000	160000	160000	160000
	214	Goods and services expenses	255914	145000	135000	0	0	0
		Total	264957	170000	155000	170000	170000	170000
		Total of Activity	663015	570000	555000	570000	570000	570000
		Total of Program	663015	570000	555000	570000	570000	570000
		Total of Chapter	836489661	831330000	826626000	853081000	871152000	889599000

Overall Summary of Capital Expenditures for the Years 2016 - 2020

Chapter : 2501 Ministry of Education

(In JDs)

Group	Item	Description	Actual 2016	Estimated 2017	Re-estimated 2017	Estimated 2018	Indicative 2019	Indicative 2020
		Expenditures						
21		Compensations of Employees						
2111		Salaries, Wages and Allowances						
	502	Wages	599896	0	0	0	0	0
Total			599896	0	0	0	0	0
22		Use of Goods and Services						
2211		Use of Goods and Services						
	510	Buildings and facilities repair and maintenance	3154649	2215000	2170000	7370000	3049000	2413000
	512	Operating and Sustaining Expenditures	15182605	18177643	16357000	6195000	7315000	7315000
Total			18337254	20392643	18527000	13565000	10364000	9728000
28		Other Expenditures						
2822		Other Capital Expenditures						
	504	Studies, Research and Consultations	154927	165000	135000	150000	200000	200000
Total			154927	165000	135000	150000	200000	200000
		Fixed Assets						
31		Non-financial Assets						
3111		Buildings and Constructions						
	508	Works and Constructions	38802297	17045000	16745000	56936000	86973000	77407000
Total			38802297	17045000	16745000	56936000	86973000	77407000
3112		Devices, Machinery and Equipment						
	505	Equipment, Machines and Devices	2100078	2520000	1895000	2563000	1973000	1473000
Total			2100078	2520000	1895000	2563000	1973000	1473000
3113		Other Fixed Assets						
	511	Equipping and furnishing	2217594	2010000	1890000	2209000	1622000	1622000
Total			2217594	2010000	1890000	2209000	1622000	1622000
3122		Inventories						
	503	Materials and supplies	18150	25000	25000	25000	25000	25000
Total			18150	25000	25000	25000	25000	25000
3141		Lands						
	507	Lands	965038	800000	800000	400000	0	0
Total			965038	800000	800000	400000	0	0
Total of Chapter			63195234	42957643	40017000	75848000	101157000	90455000

Capital Expenditures According to Program and Projects for the Years 2016 - 2020

Chapter : 2501 Ministry of Education

(In JDs)

Program 4401 Administration and Support Services								
Project		001 Sustaining and Operating Educational Services						
Fund Source		102001 Capital (Treasury)						
Group	item	Description	Actual 2016	Estimated 2017	Re-estimated 2017	Estimated 2018	Indicative 2019	Indicative 2020
22		Use of Goods and Services						
2211		Use of Goods and Services						
	510	Buildings and facilities repair and maintenance						
	008	Buildings and facilities maintenance	39991	120000	85000	100000	100000	100000
		Total of Item	39991	120000	85000	100000	100000	100000
	512	Operating and Sustaining Expenditures						
	011	Capacity building expenses	44996	35000	25000	0	0	0
	015	Operating systems and software	0	50000	30000	35000	55000	55000
	999	n.e.c	1849	0	0	0	0	0
		Total of Item	46845	85000	55000	35000	55000	55000
28		Other Expenditures						
2822		Other Capital Expenditures						
	504	Studies, Research and Consultations						
	014	Studies, research and design	154927	165000	135000	150000	200000	200000
		Total of Item	154927	165000	135000	150000	200000	200000
31		Non-financial Assets						
3112		Devices, Machinery and Equipment						
	505	Equipment, Machines and Devices						
	001	Computers and accessories	146546	130000	125000	120000	120000	120000
		Total of Item	146546	130000	125000	120000	120000	120000
3113		Other Fixed Assets						
	511	Equipping and furnishing						
	006	Furnishing and equipping the buildings and facilities	248750	0	0	0	0	0
		Total of Item	248750	0	0	0	0	0
		Total of Project / Treasury	637059	500000	400000	405000	475000	475000
Project		007 Developing the Educational Information Management System						
Fund Source		102001 Capital (Treasury)						
Group	item	Description	Actual 2016	Estimated 2017	Re-estimated 2017	Estimated 2018	Indicative 2019	Indicative 2020
22		Use of Goods and Services						
2211		Use of Goods and Services						
	512	Operating and Sustaining Expenditures						
	011	Capacity building expenses	14981	15000	15000	0	0	0
	015	Operating systems and software	10000	10000	10000	0	0	0
		Total of Item	24981	25000	25000	0	0	0
		Total of Project / Treasury	24981	25000	25000	0	0	0
Project		009 Electronic Archiving Project						
Fund Source		102001 Capital (Treasury)						
Group	item	Description	Actual 2016	Estimated 2017	Re-estimated 2017	Estimated 2018	Indicative 2019	Indicative 2020
22		Use of Goods and Services						
2211		Use of Goods and Services						
	512	Operating and Sustaining Expenditures						
	015	Operating systems and software	26000	500000	0	100000	100000	100000
		Total of Item	26000	500000	0	100000	100000	100000
		Total of Project / Treasury	26000	500000	0	100000	100000	100000

Capital Expenditures According to Program and Projects for the Years 2016 - 2020

Chapter : 2501 Ministry of Education

(In JDs)

Program 4401 Administration and Support Services								
Project		701 Establishing buildings for Education Directorates in Mafraq governorate						
Fund Source		102001 Capital (Treasury)						
Group	item	Description	Actual 2016	Estimated 2017	Re-estimated 2017	Estimated 2018	Indicative 2019	Indicative 2020
31		Non-financial Assets						
3111		Buildings and Constructions						
	508	Works and Constructions						
	013	Buildings construction	0	0	0	1500000	2600000	900000
		Total of Item	0	0	0	1500000	2600000	900000
		Total of Project / Treasury	0	0	0	1500000	2600000	900000
Project		702 Establishing buildings for Education Directorates in Balq'a governorate						
Fund Source		102001 Capital (Treasury)						
Group	item	Description	Actual 2016	Estimated 2017	Re-estimated 2017	Estimated 2018	Indicative 2019	Indicative 2020
31		Non-financial Assets						
3111		Buildings and Constructions						
	508	Works and Constructions						
	013	Buildings construction	0	0	0	500000	500000	1600000
		Total of Item	0	0	0	500000	500000	1600000
		Total of Project / Treasury	0	0	0	500000	500000	1600000
Project		703 Establishing building for Education Directorate of Russayfah district / Zarqa Governorate						
Fund Source		102001 Capital (Treasury)						
Group	item	Description	Actual 2016	Estimated 2017	Re-estimated 2017	Estimated 2018	Indicative 2019	Indicative 2020
31		Non-financial Assets						
3111		Buildings and Constructions						
	508	Works and Constructions						
	013	Buildings construction	0	0	0	300000	700000	0
		Total of Item	0	0	0	300000	700000	0
		Total of Project / Treasury	0	0	0	300000	700000	0
Total of Program			688040	1025000	425000	2805000	4375000	3075000

Capital Expenditures According to Program and Projects for the Years 2016 - 2020

Chapter : 2501 Ministry of Education

(In JDs)

Program 4405 Vocational Education								
Project		001 Vocational Education Program Administration Project						
Fund Source		102001 Capital (Treasury)						
Group	item	Description	Actual 2016	Estimated 2017	Re-estimated 2017	Estimated 2018	Indicative 2019	Indicative 2020
22		Use of Goods and Services						
2211		Use of Goods and Services						
	510	Buildings and facilities repair and maintenance						
	007	School buildings maintenance	19991	20000	20000	10000	10000	10000
		Total of Item	19991	20000	20000	10000	10000	10000
	512	Operating and Sustaining Expenditures						
	008	Qualifying and training expenses	20000	20000	10000	20000	20000	20000
	017	Promotion, advertising and awareness	3847	5000	5000	5000	5000	5000
		Total of Item	23847	25000	15000	25000	25000	25000
31		Non-financial Assets						
3112		Devices, Machinery and Equipment						
	505	Equipment, Machines and Devices						
	004	Educational devices and equipment	58713	55000	55000	55000	55000	55000
	006	Public safety devices and equipment	31281	41000	41000	40000	40000	40000
	019	Communications devices	2252	4000	4000	0	0	0
		Total of Item	92246	100000	100000	95000	95000	95000
3113		Other Fixed Assets						
	511	Equipping and furnishing						
	003	Equipping and furnishing school buildings	29947	35000	35000	50000	50000	50000
		Total of Item	29947	35000	35000	50000	50000	50000
3122		Inventories						
	503	Materials and supplies						
	004	School supplies	18000	20000	20000	20000	20000	20000
		Total of Item	18000	20000	20000	20000	20000	20000
		Total of Project / Treasury	184031	200000	190000	200000	200000	200000
Project		002 Additions to Vocational Education Schools Buildings						
Fund Source		102001 Capital (Treasury)						
Group	item	Description	Actual 2016	Estimated 2017	Re-estimated 2017	Estimated 2018	Indicative 2019	Indicative 2020
31		Non-financial Assets						
3111		Buildings and Constructions						
	508	Works and Constructions						
	006	School extensions	197744	200000	200000	75000	0	0
	014	Buildings extensions	199967	200000	100000	25000	0	0
		Total of Item	397711	400000	300000	100000	0	0
3112		Devices, Machinery and Equipment						
	505	Equipment, Machines and Devices						
	004	Educational devices and equipment	75000	100000	100000	500000	0	0
		Total of Item	75000	100000	100000	500000	0	0
3113		Other Fixed Assets						
	511	Equipping and furnishing						
	003	Equipping and furnishing school buildings	0	0	0	100000	0	0
	006	Furnishing and equipping the buildings and facilities	24735	0	0	0	0	0
		Total of Item	24735	0	0	100000	0	0
		Total of Project / Treasury	497446	500000	400000	700000	0	0

Capital Expenditures According to Program and Projects for the Years 2016 - 2020

Chapter : 2501 Ministry of Education

(In JDs)

Program 4405 Vocational Education								
Project		701 Establishing Na'ur school /sec / vocational / the Capital governorate						
Fund Source		102001	Capital (Treasury)					
Group	item	Description	Actual 2016	Estimated 2017	Re-estimated 2017	Estimated 2018	Indicative 2019	Indicative 2020
31		Non-financial Assets						
3111		Buildings and Constructions						
	508	Works and Constructions						
	005	School buildings construction	0	0	0	0	2600000	2500000
		Total of Item	0	0	0	0	2600000	2500000
		Total of Project / Treasury	0	0	0	0	2600000	2500000
Project		702 Establishing school for vocational education Dhiban / Ma'daba governorate						
Fund Source		102001	Capital (Treasury)					
Group	item	Description	Actual 2016	Estimated 2017	Re-estimated 2017	Estimated 2018	Indicative 2019	Indicative 2020
31		Non-financial Assets						
3111		Buildings and Constructions						
	508	Works and Constructions						
	005	School buildings construction	0	0	0	0	250000	250000
		Total of Item	0	0	0	0	250000	250000
		Total of Project / Treasury	0	0	0	0	250000	250000
Project		703 Establishing vocational school in Suothren Aghwar / Karak governorate						
Fund Source		102001	Capital (Treasury)					
Group	item	Description	Actual 2016	Estimated 2017	Re-estimated 2017	Estimated 2018	Indicative 2019	Indicative 2020
31		Non-financial Assets						
3111		Buildings and Constructions						
	508	Works and Constructions						
	005	School buildings construction	0	0	0	500000	1500000	2000000
		Total of Item	0	0	0	500000	1500000	2000000
		Total of Project / Treasury	0	0	0	500000	1500000	2000000
Total of Program			681477	700000	590000	1400000	4550000	4950000

Capital Expenditures According to Program and Projects for the Years 2016 - 2020

Chapter : 2501 Ministry of Education

(In JDs)

Program 4410 Social, Sports and Educational Activities								
Project		001 Social, Sport and Educational Activities Program Administration Project						
Fund Source		102001 Capital (Treasury)						
Group	item	Description	Actual 2016	Estimated 2017	Re-estimated 2017	Estimated 2018	Indicative 2019	Indicative 2020
22		Use of Goods and Services						
2211		Use of Goods and Services						
	510	Buildings and facilities repair and maintenance						
	009	Buildings repair and renovation	59927	45000	35000	15000	15000	15000
		Total of Item	59927	45000	35000	15000	15000	15000
31		Non-financial Assets						
3112		Devices, Machinery and Equipment						
	505	Equipment, Machines and Devices						
	004	Educational devices and equipment	13882	20000	20000	20000	20000	20000
		Total of Item	13882	20000	20000	20000	20000	20000
3113		Other Fixed Assets						
	511	Equipping and furnishing						
	003	Equipping and furnishing school buildings	24385	60000	45000	65000	40000	40000
	007	Furnishing and equipping sports facilities and gyms	24893	0	0	0	0	0
	008	Furnishing and equipping cultural centers and theaters	10000	0	0	0	0	0
		Total of Item	59278	60000	45000	65000	40000	40000
		Total of Project / Treasury	133087	125000	100000	100000	75000	75000
Project		003 Establishing scouting camps						
Fund Source		102001 Capital (Treasury)						
Group	item	Description	Actual 2016	Estimated 2017	Re-estimated 2017	Estimated 2018	Indicative 2019	Indicative 2020
31		Non-financial Assets						
3111		Buildings and Constructions						
	508	Works and Constructions						
	013	Buildings construction	45215	50000	50000	0	0	0
		Total of Item	45215	50000	50000	0	0	0
		Total of Project / Treasury	45215	50000	50000	0	0	0
Project		005 King Abdullah II Award for Physical Fitness						
Fund Source		102001 Capital (Treasury)						
Group	item	Description	Actual 2016	Estimated 2017	Re-estimated 2017	Estimated 2018	Indicative 2019	Indicative 2020
21		Compensations of Employees						
2111		Salaries, Wages and Allowances						
	502	Wages						
	004	Bonuses	349897	0	0	0	0	0
		Total of Item	349897	0	0	0	0	0
22		Use of Goods and Services						
2211		Use of Goods and Services						
	512	Operating and Sustaining Expenditures						
	011	Capacity building expenses	28849	380000	380000	380000	380000	380000
	032	Conferences, celebrations and workshops	0	50000	50000	50000	50000	50000
	999	n.e.c	43609	0	0	0	0	0
		Total of Item	72458	430000	430000	430000	430000	430000
31		Non-financial Assets						
3112		Devices, Machinery and Equipment						
	505	Equipment, Machines and Devices						
	021	Sports gear	255991	260000	260000	260000	260000	260000
		Total of Item	255991	260000	260000	260000	260000	260000
		Total of Project / Treasury	678346	690000	690000	690000	690000	690000

Capital Expenditures According to Program and Projects for the Years 2016 - 2020

Chapter : 2501 Ministry of Education

(In JDs)

Program 4410 Social, Sports and Educational Activities								
Project		011 Establishing a teachers' club in Karak						
Fund Source		102001 Capital (Treasury)						
Group	item	Description	Actual 2016	Estimated 2017	Re-estimated 2017	Estimated 2018	Indicative 2019	Indicative 2020
31		Non-financial Assets						
3111		Buildings and Constructions						
	508	Works and Constructions						
	013	Buildings construction	0	50000	0	0	0	0
Total of Item			0	50000	0	0	0	0
Total of Project / Treasury			0	50000	0	0	0	0
Project		012 Al Hussein Camps for Voluntary Work						
Fund Source		102001 Capital (Treasury)						
Group	item	Description	Actual 2016	Estimated 2017	Re-estimated 2017	Estimated 2018	Indicative 2019	Indicative 2020
22		Use of Goods and Services						
2211		Use of Goods and Services						
	512	Operating and Sustaining Expenditures						
	011	Capacity building expenses	128221	150000	130000	150000	150000	150000
Total of Item			128221	150000	130000	150000	150000	150000
Total of Project / Treasury			128221	150000	130000	150000	150000	150000
Project		014 Establishing sports gym in Aqaba Governorate						
Fund Source		102001 Capital (Treasury)						
Group	item	Description	Actual 2016	Estimated 2017	Re-estimated 2017	Estimated 2018	Indicative 2019	Indicative 2020
31		Non-financial Assets						
3111		Buildings and Constructions						
	508	Works and Constructions						
	013	Buildings construction	49951	50000	0	0	0	0
Total of Item			49951	50000	0	0	0	0
Total of Project / Treasury			49951	50000	0	0	0	0
Project		015 Establishing a club for teachers in Jerash.						
Fund Source		102001 Capital (Treasury)						
Group	item	Description	Actual 2016	Estimated 2017	Re-estimated 2017	Estimated 2018	Indicative 2019	Indicative 2020
31		Non-financial Assets						
3111		Buildings and Constructions						
	508	Works and Constructions						
	013	Buildings construction	0	50000	0	0	0	0
Total of Item			0	50000	0	0	0	0
Total of Project / Treasury			0	50000	0	0	0	0
Project		016 Establishing a club for teachers in Madaba.						
Fund Source		102001 Capital (Treasury)						
Group	item	Description	Actual 2016	Estimated 2017	Re-estimated 2017	Estimated 2018	Indicative 2019	Indicative 2020
31		Non-financial Assets						
3111		Buildings and Constructions						
	508	Works and Constructions						
	013	Buildings construction	0	50000	0	0	0	0
Total of Item			0	50000	0	0	0	0
Total of Project / Treasury			0	50000	0	0	0	0

Capital Expenditures According to Program and Projects for the Years 2016 - 2020

Chapter : 2501 Ministry of Education

(In JDs)

Program 4410 Social, Sports and Educational Activities								
Project		701 Establishing The Teachers Club / Jerash governorate						
Fund Source		102001 Capital (Treasury)						
Group	item	Description	Actual 2016	Estimated 2017	Re-estimated 2017	Estimated 2018	Indicative 2019	Indicative 2020
31		Non-financial Assets						
3111		Buildings and Constructions						
	508	Works and Constructions						
	013	Buildings construction	0	0	0	1000000	500000	500000
		Total of Item	0	0	0	1000000	500000	500000
		Total of Project / Treasury	0	0	0	1000000	500000	500000
Project		702 Establishing a gymnasium in the district of Dhiban / Madaba governorate						
Fund Source		102001 Capital (Treasury)						
Group	item	Description	Actual 2016	Estimated 2017	Re-estimated 2017	Estimated 2018	Indicative 2019	Indicative 2020
31		Non-financial Assets						
3111		Buildings and Constructions						
	508	Works and Constructions						
	013	Buildings construction	0	0	0	0	100000	100000
		Total of Item	0	0	0	0	100000	100000
		Total of Project / Treasury	0	0	0	0	100000	100000
Total of Program			1034820	1215000	970000	1940000	1515000	1515000

Capital Expenditures According to Program and Projects for the Years 2016 - 2020

Chapter : 2501 Ministry of Education

(In JDs)

Program 4415 Special Education								
Project		001 Special Education Program Administration Project						
Fund Source		102001	Capital (Treasury)					
Group	item	Description	Actual 2016	Estimated 2017	Re-estimated 2017	Estimated 2018	Indicative 2019	Indicative 2020
22		Use of Goods and Services						
2211		Use of Goods and Services						
	510	Buildings and facilities repair and maintenance						
	008	Buildings and facilities maintenance	4815	5000	5000	5000	5000	5000
		Total of Item	4815	5000	5000	5000	5000	5000
31		Non-financial Assets						
3112		Devices, Machinery and Equipment						
	505	Equipment, Machines and Devices						
	001	Computers and accessories	0	15000	5000	20000	25000	25000
	004	Educational devices and equipment	50000	35000	25000	40000	45000	45000
		Total of Item	50000	50000	30000	60000	70000	70000
3113		Other Fixed Assets						
	511	Equipping and furnishing						
	003	Equipping and furnishing school buildings	54998	65000	60000	70000	70000	70000
		Total of Item	54998	65000	60000	70000	70000	70000
3122		Inventories						
	503	Materials and supplies						
	004	School supplies	150	5000	5000	5000	5000	5000
		Total of Item	150	5000	5000	5000	5000	5000
		Total of Project / Treasury	109963	125000	100000	140000	150000	150000
		Total of Program	109963	125000	100000	140000	150000	150000

Capital Expenditures According to Program and Projects for the Years 2016 - 2020

Chapter : 2501 Ministry of Education

(In JDs)

Program 4420 Kindergarten Education								
Project		001 Kindergarten Education Program Administration Project						
Fund Source		102001 Capital (Treasury)						
Group	item	Description	Actual 2016	Estimated 2017	Re-estimated 2017	Estimated 2018	Indicative 2019	Indicative 2020
22		Use of Goods and Services						
2211		Use of Goods and Services						
	510	Buildings and facilities repair and maintenance						
	007	School buildings maintenance	29994	25000	25000	25000	25000	25000
		Total of Item	29994	25000	25000	25000	25000	25000
	512	Operating and Sustaining Expenditures						
	017	Promotion, advertising and awareness	43796	35000	35000	35000	35000	35000
	038	Living supply	50000	40000	30000	40000	40000	40000
	999	n.e.c	11903	0	0	0	0	0
		Total of Item	105699	75000	65000	75000	75000	75000
		Total of Project / Treasury	135693	100000	90000	100000	100000	100000
Project		002 Additions to kindergartens classrooms						
Fund Source		102001 Capital (Treasury)						
Group	item	Description	Actual 2016	Estimated 2017	Re-estimated 2017	Estimated 2018	Indicative 2019	Indicative 2020
31		Non-financial Assets						
3111		Buildings and Constructions						
	508	Works and Constructions						
	006	School extensions	1963832	1000000	1000000	500000	500000	682000
		Total of Item	1963832	1000000	1000000	500000	500000	682000
3113		Other Fixed Assets						
	511	Equipping and furnishing						
	003	Equipping and furnishing school buildings	349999	600000	600000	600000	0	0
		Total of Item	349999	600000	600000	600000	0	0
		Total of Project / Treasury	2313831	1600000	1600000	1100000	500000	682000
Project		701 Additions to kindergarten classrooms in Irbid governorate						
Fund Source		102001 Capital (Treasury)						
Group	item	Description	Actual 2016	Estimated 2017	Re-estimated 2017	Estimated 2018	Indicative 2019	Indicative 2020
31		Non-financial Assets						
3111		Buildings and Constructions						
	508	Works and Constructions						
	006	School extensions	0	0	0	88000	0	0
		Total of Item	0	0	0	88000	0	0
		Total of Project / Treasury	0	0	0	88000	0	0
Project		702 Additions to kindergarten classrooms in Mafrq governorate						
Fund Source		102001 Capital (Treasury)						
Group	item	Description	Actual 2016	Estimated 2017	Re-estimated 2017	Estimated 2018	Indicative 2019	Indicative 2020
31		Non-financial Assets						
3111		Buildings and Constructions						
	508	Works and Constructions						
	006	School extensions	0	0	0	0	50000	300000
		Total of Item	0	0	0	0	50000	300000
		Total of Project / Treasury	0	0	0	0	50000	300000

Capital Expenditures According to Program and Projects for the Years 2016 - 2020

Chapter : 2501 Ministry of Education

(In JDs)

Program 4420 Kindergarten Education								
Project		703 Additions to kindergarten classrooms in Madaba governorate						
Fund Source		102001 Capital (Treasury)						
Group	item	Description	Actual 2016	Estimated 2017	Re-estimated 2017	Estimated 2018	Indicative 2019	Indicative 2020
31		Non-financial Assets						
3111		Buildings and Constructions						
	508	Works and Constructions						
	006	School extensions	0	0	0	148000	190000	195000
		Total of Item	0	0	0	148000	190000	195000
		Total of Project / Treasury	0	0	0	148000	190000	195000
Project		704 Additions of kindergarten classrooms / Balqa governorate						
Fund Source		102001 Capital (Treasury)						
Group	item	Description	Actual 2016	Estimated 2017	Re-estimated 2017	Estimated 2018	Indicative 2019	Indicative 2020
31		Non-financial Assets						
3111		Buildings and Constructions						
	508	Works and Constructions						
	006	School extensions	0	0	0	0	175000	0
		Total of Item	0	0	0	0	175000	0
		Total of Project / Treasury	0	0	0	0	175000	0
Total of Program			2449524	1700000	1690000	1436000	1015000	1277000

Capital Expenditures According to Program and Projects for the Years 2016 - 2020

Chapter : 2501 Ministry of Education

(In JDs)

Program 4425 Basic Education								
Project		001 Basic Education Program Administration Project						
Fund Source		102001	Capital (Treasury)					
Group	item	Description	Actual 2016	Estimated 2017	Re-estimated 2017	Estimated 2018	Indicative 2019	Indicative 2020
22		Use of Goods and Services						
2211		Use of Goods and Services						
	512	Operating and Sustaining Expenditures						
	011	Capacity building expenses	819110	1000000	1000000	1000000	1100000	1100000
Total of Item			819110	1000000	1000000	1000000	1100000	1100000
Total of Project / Treasury			819110	1000000	1000000	1000000	1100000	1100000
Project		002 Constructions and additions to basic education classrooms						
Fund Source		102001	Capital (Treasury)					
Group	item	Description	Actual 2016	Estimated 2017	Re-estimated 2017	Estimated 2018	Indicative 2019	Indicative 2020
31		Non-financial Assets						
3111		Buildings and Constructions						
	508	Works and Constructions						
	006	School extensions	7372718	2290000	2290000	150000	0	0
	013	Buildings construction	4239326	1750000	1750000	300000	0	0
Total of Item			11612044	4040000	4040000	450000	0	0
3141		Lands						
	507	Lands						
	001	Lands expropriation and purchase	965038	800000	800000	400000	0	0
Total of Item			965038	800000	800000	400000	0	0
Total of Project / Treasury			12577082	4840000	4840000	850000	0	0
Project		004 Maintaining and repairing the basic education buildings						
Fund Source		102001	Capital (Treasury)					
Group	item	Description	Actual 2016	Estimated 2017	Re-estimated 2017	Estimated 2018	Indicative 2019	Indicative 2020
22		Use of Goods and Services						
2211		Use of Goods and Services						
	510	Buildings and facilities repair and maintenance						
	007	School buildings maintenance	1499937	1000000	1000000	100000	0	0
Total of Item			1499937	1000000	1000000	100000	0	0
Total of Project / Treasury			1499937	1000000	1000000	100000	0	0
Project		005 School Nutrition						
Fund Source		102001	Capital (Treasury)					
Group	item	Description	Actual 2016	Estimated 2017	Re-estimated 2017	Estimated 2018	Indicative 2019	Indicative 2020
21		Compensations of Employees						
2111		Salaries, Wages and Allowances						
	502	Wages						
	004	Bonuses	249999	0	0	0	0	0
Total of Item			249999	0	0	0	0	0
22		Use of Goods and Services						
2211		Use of Goods and Services						
	512	Operating and Sustaining Expenditures						
	038	Living supply	2879113	4000000	4000000	0	0	0
Total of Item			2879113	4000000	4000000	0	0	0
Total of Project / Treasury			3129112	4000000	4000000	0	0	0

Capital Expenditures According to Program and Projects for the Years 2016 - 2020

Chapter : 2501 Ministry of Education

(In JDs)

Program 4425 Basic Education								
Project		008 Equipping and furnishing school buildings						
Fund Source		102001	Capital (Treasury)					
Group	item	Description	Actual 2016	Estimated 2017	Re-estimated 2017	Estimated 2018	Indicative 2019	Indicative 2020
31		Non-financial Assets						
3112		Devices, Machinery and Equipment						
	505	Equipment, Machines and Devices						
	001	Computers and accessories	1247306	1600000	1000000	650000	650000	650000
	004	Educational devices and equipment	194471	235000	235000	233000	233000	233000
	021	Sports gear	14636	15000	15000	15000	15000	15000
		Total of Item	1456413	1850000	1250000	898000	898000	898000
3113		Other Fixed Assets						
	511	Equipping and furnishing						
	003	Equipping and furnishing school buildings	1039964	1040000	940000	1164000	1302000	1302000
		Total of Item	1039964	1040000	940000	1164000	1302000	1302000
		Total of Project / Treasury	2496377	2890000	2190000	2062000	2200000	2200000
Project		009 Education Reform for Knowledge Economy (The Second Stage).						
Fund Source		102001	Capital (Treasury)					
Group	item	Description	Actual 2016	Estimated 2017	Re-estimated 2017	Estimated 2018	Indicative 2019	Indicative 2020
22		Use of Goods and Services						
2211		Use of Goods and Services						
	512	Operating and Sustaining Expenditures						
	008	Qualifying and training expenses	249716	0	0	0	0	0
	013	Services contracts	0	125000	125000	0	0	0
	999	n.e.c	129818	0	0	0	0	0
		Total of Item	379534	125000	125000	0	0	0
31		Non-financial Assets						
3111		Buildings and Constructions						
	508	Works and Constructions						
	005	School buildings construction	3999087	1875000	1875000	0	0	0
		Total of Item	3999087	1875000	1875000	0	0	0
3113		Other Fixed Assets						
	511	Equipping and furnishing						
	006	Furnishing and equipping the buildings and facilities	149923	0	0	0	0	0
		Total of Item	149923	0	0	0	0	0
		Total of Project / Treasury	4528544	2000000	2000000	0	0	0
Project		010 Building 60 schools						
Fund Source		102001	Capital (Treasury)					
Group	item	Description	Actual 2016	Estimated 2017	Re-estimated 2017	Estimated 2018	Indicative 2019	Indicative 2020
31		Non-financial Assets						
3111		Buildings and Constructions						
	508	Works and Constructions						
	005	School buildings construction	6155950	2000000	2000000	500000	2257000	770000
		Total of Item	6155950	2000000	2000000	500000	2257000	770000
		Total of Project / Treasury	6155950	2000000	2000000	500000	2257000	770000

Capital Expenditures According to Program and Projects for the Years 2016 - 2020

Chapter : 2501 Ministry of Education

(In JDs)

Program 4425 Basic Education								
Project		011 Developing the Directorate and school						
Fund Source		102001 Capital (Treasury)						
Group	item	Description	Actual 2016	Estimated 2017	Re-estimated 2017	Estimated 2018	Indicative 2019	Indicative 2020
22		Use of Goods and Services						
2211		Use of Goods and Services						
	512	Operating and Sustaining Expenditures						
	011	Capacity building expenses	150000	500000	250000	600000	600000	600000
		Total of Item	150000	500000	250000	600000	600000	600000
		Total of Project / Treasury	150000	500000	250000	600000	600000	600000
Project		012 Accommodating Syrian students						
Fund Source		102001 Capital (Treasury)						
Group	item	Description	Actual 2016	Estimated 2017	Re-estimated 2017	Estimated 2018	Indicative 2019	Indicative 2020
22		Use of Goods and Services						
2211		Use of Goods and Services						
	512	Operating and Sustaining Expenditures						
	041	School donations	1543760	1000000	1000000	0	0	0
	042	School textbooks costs	703240	1000000	1000000	0	0	0
	111	Additional education	3399551	4000000	4000000	0	0	0
		Total of Item	5646551	6000000	6000000	0	0	0
		Total of Project / Treasury	5646551	6000000	6000000	0	0	0
Project		013 Establishing schools buildings/ Cities and Villages Development Bank						
Fund Source		102001 Capital (Treasury)						
Group	item	Description	Actual 2016	Estimated 2017	Re-estimated 2017	Estimated 2018	Indicative 2019	Indicative 2020
31		Non-financial Assets						
3111		Buildings and Constructions						
	508	Works and Constructions						
	005	School buildings construction	4179984	4180000	4180000	4180000	4180000	4180000
		Total of Item	4179984	4180000	4180000	4180000	4180000	4180000
		Total of Project / Treasury	4179984	4180000	4180000	4180000	4180000	4180000
Project		014 National Program for Teaching School Students						
Fund Source		102001 Capital (Treasury)						
Group	item	Description	Actual 2016	Estimated 2017	Re-estimated 2017	Estimated 2018	Indicative 2019	Indicative 2020
22		Use of Goods and Services						
2211		Use of Goods and Services						
	512	Operating and Sustaining Expenditures						
	011	Capacity building expenses	1974938	2500000	1500000	1000000	1500000	1500000
		Total of Item	1974938	2500000	1500000	1000000	1500000	1500000
		Total of Project / Treasury	1974938	2500000	1500000	1000000	1500000	1500000
Project		701 Establishing schools for primary education in Irbid governorate						
Fund Source		102001 Capital (Treasury)						
Group	item	Description	Actual 2016	Estimated 2017	Re-estimated 2017	Estimated 2018	Indicative 2019	Indicative 2020
31		Non-financial Assets						
3111		Buildings and Constructions						
	508	Works and Constructions						
	005	School buildings construction	0	0	0	2866000	7900000	10400000
		Total of Item	0	0	0	2866000	7900000	10400000
		Total of Project / Treasury	0	0	0	2866000	7900000	10400000

Capital Expenditures According to Program and Projects for the Years 2016 - 2020

Chapter : 2501 Ministry of Education

(In JDs)

Program 4425 Basic Education								
Project		702 Additions of classrooms for primary education in Irbid governorate						
Fund Source		102001 Capital (Treasury)						
Group	item	Description	Actual 2016	Estimated 2017	Re-estimated 2017	Estimated 2018	Indicative 2019	Indicative 2020
31		Non-financial Assets						
3111		Buildings and Constructions						
	508	Works and Constructions						
	006	School extensions	0	0	0	1077000	210000	0
		Total of Item	0	0	0	1077000	210000	0
		Total of Project / Treasury	0	0	0	1077000	210000	0
Project		703 Maintenance of a number of Qasbah schools / Irbid Governorate						
Fund Source		102001 Capital (Treasury)						
Group	item	Description	Actual 2016	Estimated 2017	Re-estimated 2017	Estimated 2018	Indicative 2019	Indicative 2020
22		Use of Goods and Services						
2211		Use of Goods and Services						
	510	Buildings and facilities repair and maintenance						
	007	School buildings maintenance	0	0	0	135000	0	0
		Total of Item	0	0	0	135000	0	0
		Total of Project / Treasury	0	0	0	135000	0	0
Project		704 Establishing different school facilities in Irbid Governorate						
Fund Source		102001 Capital (Treasury)						
Group	item	Description	Actual 2016	Estimated 2017	Re-estimated 2017	Estimated 2018	Indicative 2019	Indicative 2020
31		Non-financial Assets						
3111		Buildings and Constructions						
	508	Works and Constructions						
	013	Buildings construction	0	0	0	260000	200000	0
		Total of Item	0	0	0	260000	200000	0
		Total of Project / Treasury	0	0	0	260000	200000	0
Project		705 Establishing schools for primary education in Mafrq governorate						
Fund Source		102001 Capital (Treasury)						
Group	item	Description	Actual 2016	Estimated 2017	Re-estimated 2017	Estimated 2018	Indicative 2019	Indicative 2020
31		Non-financial Assets						
3111		Buildings and Constructions						
	508	Works and Constructions						
	005	School buildings construction	0	0	0	3070000	3900000	2400000
		Total of Item	0	0	0	3070000	3900000	2400000
		Total of Project / Treasury	0	0	0	3070000	3900000	2400000
Project		706 Additions of classrooms for primary education in Mafrq governorate						
Fund Source		102001 Capital (Treasury)						
Group	item	Description	Actual 2016	Estimated 2017	Re-estimated 2017	Estimated 2018	Indicative 2019	Indicative 2020
31		Non-financial Assets						
3111		Buildings and Constructions						
	508	Works and Constructions						
	006	School extensions	0	0	0	250000	450000	650000
		Total of Item	0	0	0	250000	450000	650000
		Total of Project / Treasury	0	0	0	250000	450000	650000

Capital Expenditures According to Program and Projects for the Years 2016 - 2020

Chapter : 2501 Ministry of Education

(In JDs)

Program 4425 Basic Education								
Project		707 Establishing schools for primary education in Jerash governorate						
Fund Source		102001 Capital (Treasury)						
Group	item	Description	Actual 2016	Estimated 2017	Re-estimated 2017	Estimated 2018	Indicative 2019	Indicative 2020
31		Non-financial Assets						
3111		Buildings and Constructions						
	508	Works and Constructions						
	005	School buildings construction	0	0	0	1800000	2850000	2050000
		Total of Item	0	0	0	1800000	2850000	2050000
		Total of Project / Treasury	0	0	0	1800000	2850000	2050000
Project		708 Additions of classrooms for primary education in Jerash governorate						
Fund Source		102001 Capital (Treasury)						
Group	item	Description	Actual 2016	Estimated 2017	Re-estimated 2017	Estimated 2018	Indicative 2019	Indicative 2020
31		Non-financial Assets						
3111		Buildings and Constructions						
	508	Works and Constructions						
	006	School extensions	0	0	0	260000	600000	600000
		Total of Item	0	0	0	260000	600000	600000
		Total of Project / Treasury	0	0	0	260000	600000	600000
Project		709 Maintenance of schools / Jerash Governorate						
Fund Source		102001 Capital (Treasury)						
Group	item	Description	Actual 2016	Estimated 2017	Re-estimated 2017	Estimated 2018	Indicative 2019	Indicative 2020
22		Use of Goods and Services						
2211		Use of Goods and Services						
	510	Buildings and facilities repair and maintenance						
	007	School buildings maintenance	0	0	0	150000	150000	150000
		Total of Item	0	0	0	150000	150000	150000
		Total of Project / Treasury	0	0	0	150000	150000	150000
Project		710 Establishing schools for primary education in Ajloun governorate						
Fund Source		102001 Capital (Treasury)						
Group	item	Description	Actual 2016	Estimated 2017	Re-estimated 2017	Estimated 2018	Indicative 2019	Indicative 2020
31		Non-financial Assets						
3111		Buildings and Constructions						
	508	Works and Constructions						
	005	School buildings construction	0	0	0	1850000	4500000	3250000
		Total of Item	0	0	0	1850000	4500000	3250000
		Total of Project / Treasury	0	0	0	1850000	4500000	3250000
Project		711 Additions of classrooms for primary education in Ajloun governorate						
Fund Source		102001 Capital (Treasury)						
Group	item	Description	Actual 2016	Estimated 2017	Re-estimated 2017	Estimated 2018	Indicative 2019	Indicative 2020
31		Non-financial Assets						
3111		Buildings and Constructions						
	508	Works and Constructions						
	006	School extensions	0	0	0	770000	0	980000
		Total of Item	0	0	0	770000	0	980000
		Total of Project / Treasury	0	0	0	770000	0	980000

Capital Expenditures According to Program and Projects for the Years 2016 - 2020

Chapter : 2501 Ministry of Education

(In JDs)

Program 4425 Basic Education								
Project		712 Establishing schools for primary education in the Capital governorate						
Fund Source		102001 Capital (Treasury)						
Group	item	Description	Actual 2016	Estimated 2017	Re-estimated 2017	Estimated 2018	Indicative 2019	Indicative 2020
31		Non-financial Assets						
3111		Buildings and Constructions						
	508	Works and Constructions						
	005	School buildings construction	0	0	0	2550000	4450000	10000000
		Total of Item	0	0	0	2550000	4450000	10000000
		Total of Project / Treasury	0	0	0	2550000	4450000	10000000
Project		713 Additions of classrooms for primary education in the Capital governorate						
Fund Source		102001 Capital (Treasury)						
Group	item	Description	Actual 2016	Estimated 2017	Re-estimated 2017	Estimated 2018	Indicative 2019	Indicative 2020
31		Non-financial Assets						
3111		Buildings and Constructions						
	508	Works and Constructions						
	006	School extensions	0	0	0	1690000	1965000	270000
		Total of Item	0	0	0	1690000	1965000	270000
		Total of Project / Treasury	0	0	0	1690000	1965000	270000
Project		714 Maintenance and repairs of primary education schools in the capital governorate						
Fund Source		102001 Capital (Treasury)						
Group	item	Description	Actual 2016	Estimated 2017	Re-estimated 2017	Estimated 2018	Indicative 2019	Indicative 2020
22		Use of Goods and Services						
2211		Use of Goods and Services						
	510	Buildings and facilities repair and maintenance						
	007	School buildings maintenance	0	0	0	1813650	273000	87000
		Total of Item	0	0	0	1813650	273000	87000
		Total of Project / Treasury	0	0	0	1813650	273000	87000
Project		715 Establishing various school facilities in the capital governorate						
Fund Source		102001 Capital (Treasury)						
Group	item	Description	Actual 2016	Estimated 2017	Re-estimated 2017	Estimated 2018	Indicative 2019	Indicative 2020
31		Non-financial Assets						
3111		Buildings and Constructions						
	508	Works and Constructions						
	013	Buildings construction	0	0	0	82000	10000	0
		Total of Item	0	0	0	82000	10000	0
		Total of Project / Treasury	0	0	0	82000	10000	0
Project		716 Establishing schools for primary education in Balqa governorate						
Fund Source		102001 Capital (Treasury)						
Group	item	Description	Actual 2016	Estimated 2017	Re-estimated 2017	Estimated 2018	Indicative 2019	Indicative 2020
31		Non-financial Assets						
3111		Buildings and Constructions						
	508	Works and Constructions						
	005	School buildings construction	0	0	0	500000	500000	1300000
		Total of Item	0	0	0	500000	500000	1300000
		Total of Project / Treasury	0	0	0	500000	500000	1300000

Capital Expenditures According to Program and Projects for the Years 2016 - 2020

Chapter : 2501 Ministry of Education

(In JDs)

Program 4425 Basic Education								
Project		717 Additions of classrooms for primary education in Balqa governorate						
Fund Source		102001	Capital (Treasury)					
Group	item	Description	Actual 2016	Estimated 2017	Re-estimated 2017	Estimated 2018	Indicative 2019	Indicative 2020
31		Non-financial Assets						
3111		Buildings and Constructions						
	508	Works and Constructions						
	006	School extensions	0	0	0	1452000	1458000	625000
		Total of Item	0	0	0	1452000	1458000	625000
		Total of Project / Treasury	0	0	0	1452000	1458000	625000
Project		718 Maintenance and repairs of primary education schools in Balqa governorate						
Fund Source		102001	Capital (Treasury)					
Group	item	Description	Actual 2016	Estimated 2017	Re-estimated 2017	Estimated 2018	Indicative 2019	Indicative 2020
22		Use of Goods and Services						
2211		Use of Goods and Services						
	510	Buildings and facilities repair and maintenance						
	007	School buildings maintenance	0	0	0	450000	380000	385000
		Total of Item	0	0	0	450000	380000	385000
		Total of Project / Treasury	0	0	0	450000	380000	385000
Project		719 Establishing various school facilities in Balqa governorate						
Fund Source		102001	Capital (Treasury)					
Group	item	Description	Actual 2016	Estimated 2017	Re-estimated 2017	Estimated 2018	Indicative 2019	Indicative 2020
31		Non-financial Assets						
3111		Buildings and Constructions						
	508	Works and Constructions						
	013	Buildings construction	0	0	0	25000	25000	25000
	021	Pipeline construction	0	0	0	145000	0	0
		Total of Item	0	0	0	170000	25000	25000
		Total of Project / Treasury	0	0	0	170000	25000	25000
Project		720 Establishing schools for primary education in Zarqa governorate						
Fund Source		102001	Capital (Treasury)					
Group	item	Description	Actual 2016	Estimated 2017	Re-estimated 2017	Estimated 2018	Indicative 2019	Indicative 2020
31		Non-financial Assets						
3111		Buildings and Constructions						
	508	Works and Constructions						
	005	School buildings construction	0	0	0	1550000	6700000	4400000
		Total of Item	0	0	0	1550000	6700000	4400000
		Total of Project / Treasury	0	0	0	1550000	6700000	4400000
Project		721 Additions of classrooms for primary education in Zarqa governorate						
Fund Source		102001	Capital (Treasury)					
Group	item	Description	Actual 2016	Estimated 2017	Re-estimated 2017	Estimated 2018	Indicative 2019	Indicative 2020
31		Non-financial Assets						
3111		Buildings and Constructions						
	508	Works and Constructions						
	006	School extensions	0	0	0	740000	0	0
		Total of Item	0	0	0	740000	0	0
		Total of Project / Treasury	0	0	0	740000	0	0

Capital Expenditures According to Program and Projects for the Years 2016 - 2020

Chapter : 2501 Ministry of Education

(In JDs)

Program 4425 Basic Education								
Project		722 Maintenance and repairs of primary education schools in Zarqa governorate						
Fund Source		102001 Capital (Treasury)						
Group	item	Description	Actual 2016	Estimated 2017	Re-estimated 2017	Estimated 2018	Indicative 2019	Indicative 2020
22		Use of Goods and Services						
2211		Use of Goods and Services						
	510	Buildings and facilities repair and maintenance						
	007	School buildings maintenance	0	0	0	560000	55000	50000
Total of Item			0	0	0	560000	55000	50000
Total of Project / Treasury			0	0	0	560000	55000	50000
Project		723 Establishing schools for primary education in Mdaba governorate						
Fund Source		102001 Capital (Treasury)						
Group	item	Description	Actual 2016	Estimated 2017	Re-estimated 2017	Estimated 2018	Indicative 2019	Indicative 2020
31		Non-financial Assets						
3111		Buildings and Constructions						
	508	Works and Constructions						
	005	School buildings construction	0	0	0	840000	1390000	400000
Total of Item			0	0	0	840000	1390000	400000
Total of Project / Treasury			0	0	0	840000	1390000	400000
Project		724 Additions to classrooms for primary education in Madaba governorate						
Fund Source		102001 Capital (Treasury)						
Group	item	Description	Actual 2016	Estimated 2017	Re-estimated 2017	Estimated 2018	Indicative 2019	Indicative 2020
31		Non-financial Assets						
3111		Buildings and Constructions						
	508	Works and Constructions						
	006	School extensions	0	0	0	690000	1500000	2100000
Total of Item			0	0	0	690000	1500000	2100000
Total of Project / Treasury			0	0	0	690000	1500000	2100000
Project		725 Maintenance and repairs of primary education schools in Madaba governorate						
Fund Source		102001 Capital (Treasury)						
Group	item	Description	Actual 2016	Estimated 2017	Re-estimated 2017	Estimated 2018	Indicative 2019	Indicative 2020
22		Use of Goods and Services						
2211		Use of Goods and Services						
	510	Buildings and facilities repair and maintenance						
	007	School buildings maintenance	0	0	0	215000	170000	158000
Total of Item			0	0	0	215000	170000	158000
Total of Project / Treasury			0	0	0	215000	170000	158000
Project		726 Establishing schools for primary education in Karak governorate						
Fund Source		102001 Capital (Treasury)						
Group	item	Description	Actual 2016	Estimated 2017	Re-estimated 2017	Estimated 2018	Indicative 2019	Indicative 2020
31		Non-financial Assets						
3111		Buildings and Constructions						
	508	Works and Constructions						
	005	School buildings construction	0	0	0	1225000	2125000	500000
Total of Item			0	0	0	1225000	2125000	500000
Total of Project / Treasury			0	0	0	1225000	2125000	500000

Capital Expenditures According to Program and Projects for the Years 2016 - 2020

Chapter : 2501 Ministry of Education

(In JDs)

Program 4425 Basic Education								
Project		727 Additions to classrooms for primary education in Karak governorate						
Fund Source		102001 Capital (Treasury)						
Group	item	Description	Actual 2016	Estimated 2017	Re-estimated 2017	Estimated 2018	Indicative 2019	Indicative 2020
31		Non-financial Assets						
3111		Buildings and Constructions						
	508	Works and Constructions						
	006	School extensions	0	0	0	1155000	155000	0
		Total of Item	0	0	0	1155000	155000	0
		Total of Project / Treasury	0	0	0	1155000	155000	0
Project		728 Establishing schools for primary education in Ma'an governorate						
Fund Source		102001 Capital (Treasury)						
Group	item	Description	Actual 2016	Estimated 2017	Re-estimated 2017	Estimated 2018	Indicative 2019	Indicative 2020
31		Non-financial Assets						
3111		Buildings and Constructions						
	508	Works and Constructions						
	005	School buildings construction	0	0	0	800000	3600000	5000000
		Total of Item	0	0	0	800000	3600000	5000000
		Total of Project / Treasury	0	0	0	800000	3600000	5000000
Project		729 Additions to classrooms for primary education in Ma'an governorate						
Fund Source		102001 Capital (Treasury)						
Group	item	Description	Actual 2016	Estimated 2017	Re-estimated 2017	Estimated 2018	Indicative 2019	Indicative 2020
31		Non-financial Assets						
3111		Buildings and Constructions						
	508	Works and Constructions						
	006	School extensions	0	0	0	2165000	3850000	5000000
		Total of Item	0	0	0	2165000	3850000	5000000
		Total of Project / Treasury	0	0	0	2165000	3850000	5000000
Project		730 Maintenance and repairs of primary education schools in Ma'an governorate						
Fund Source		102001 Capital (Treasury)						
Group	item	Description	Actual 2016	Estimated 2017	Re-estimated 2017	Estimated 2018	Indicative 2019	Indicative 2020
22		Use of Goods and Services						
2211		Use of Goods and Services						
	510	Buildings and facilities repair and maintenance						
	007	School buildings maintenance	0	0	0	673000	650000	670000
		Total of Item	0	0	0	673000	650000	670000
		Total of Project / Treasury	0	0	0	673000	650000	670000
Project		731 Establishing schools for primary education in Tafileh governorate						
Fund Source		102001 Capital (Treasury)						
Group	item	Description	Actual 2016	Estimated 2017	Re-estimated 2017	Estimated 2018	Indicative 2019	Indicative 2020
31		Non-financial Assets						
3111		Buildings and Constructions						
	508	Works and Constructions						
	005	School buildings construction	0	0	0	4600000	5600000	1950000
		Total of Item	0	0	0	4600000	5600000	1950000
		Total of Project / Treasury	0	0	0	4600000	5600000	1950000

Capital Expenditures According to Program and Projects for the Years 2016 - 2020

Chapter : 2501 Ministry of Education

(In JDs)

Program 4425 Basic Education								
Project		732 Additions to classrooms for primary education in Tafileh governorate						
Fund Source		102001	Capital (Treasury)					
Group	item	Description	Actual 2016	Estimated 2017	Re-estimated 2017	Estimated 2018	Indicative 2019	Indicative 2020
31		Non-financial Assets						
3111		Buildings and Constructions						
	508	Works and Constructions						
	006	School extensions	0	0	0	526000	474000	350000
		Total of Item	0	0	0	526000	474000	350000
		Total of Project / Treasury	0	0	0	526000	474000	350000
Project		733 Maintenance and repairs of primary education schools in Tafileh governorate						
Fund Source		102001	Capital (Treasury)					
Group	item	Description	Actual 2016	Estimated 2017	Re-estimated 2017	Estimated 2018	Indicative 2019	Indicative 2020
22		Use of Goods and Services						
2211		Use of Goods and Services						
	510	Buildings and facilities repair and maintenance						
	007	School buildings maintenance	0	0	0	250000	150000	150000
		Total of Item	0	0	0	250000	150000	150000
		Total of Project / Treasury	0	0	0	250000	150000	150000
Project		734 Establishing various school facilities in Tafileh governorate						
Fund Source		102001	Capital (Treasury)					
Group	item	Description	Actual 2016	Estimated 2017	Re-estimated 2017	Estimated 2018	Indicative 2019	Indicative 2020
31		Non-financial Assets						
3111		Buildings and Constructions						
	508	Works and Constructions						
	013	Buildings construction	0	0	0	0	150000	400000
		Total of Item	0	0	0	0	150000	400000
3112		Devices, Machinery and Equipment						
	505	Equipment, Machines and Devices						
	012	Air Conditioners	0	0	0	500000	500000	0
	071	Heating devices and accessories	0	0	0	100000	0	0
		Total of Item	0	0	0	600000	500000	0
		Total of Project / Treasury	0	0	0	600000	650000	400000
Project		735 Establishing schools for primary education in Aqaba governorate						
Fund Source		102001	Capital (Treasury)					
Group	item	Description	Actual 2016	Estimated 2017	Re-estimated 2017	Estimated 2018	Indicative 2019	Indicative 2020
31		Non-financial Assets						
3111		Buildings and Constructions						
	508	Works and Constructions						
	005	School buildings construction	0	0	0	2355000	500000	0
		Total of Item	0	0	0	2355000	500000	0
		Total of Project / Treasury	0	0	0	2355000	500000	0

Capital Expenditures According to Program and Projects for the Years 2016 - 2020

Chapter : 2501 Ministry of Education

(In JDs)

Program 4425 Basic Education								
Project		736 Additions of classrooms for primary education in Aqaba governorate						
Fund Source		102001 Capital (Treasury)						
Group	item	Description	Actual 2016	Estimated 2017	Re-estimated 2017	Estimated 2018	Indicative 2019	Indicative 2020
31		Non-financial Assets						
3111		Buildings and Constructions						
	508	Works and Constructions						
	006	School extensions	0	0	0	895000	1500000	1500000
		Total of Item	0	0	0	895000	1500000	1500000
		Total of Project / Treasury	0	0	0	895000	1500000	1500000
Project		737 Maintenance of various school facilities in Aqaba governorate						
Fund Source		102001 Capital (Treasury)						
Group	item	Description	Actual 2016	Estimated 2017	Re-estimated 2017	Estimated 2018	Indicative 2019	Indicative 2020
22		Use of Goods and Services						
2211		Use of Goods and Services						
	510	Buildings and facilities repair and maintenance						
	007	School buildings maintenance	0	0	0	430000	0	0
		Total of Item	0	0	0	430000	0	0
		Total of Project / Treasury	0	0	0	430000	0	0
Total of Program			43157585	30910000	28960000	51756650	70727000	66150000

Capital Expenditures According to Program and Projects for the Years 2016 - 2020

Chapter : 2501 Ministry of Education

(In JDs)

Program 4430 Secondary Education								
Project		001 Secondary Education Program Administration Project						
Fund Source		102001 Capital (Treasury)						
Group	item	Description	Actual 2016	Estimated 2017	Re-estimated 2017	Estimated 2018	Indicative 2019	Indicative 2020
22		Use of Goods and Services						
2211		Use of Goods and Services						
	512	Operating and Sustaining Expenditures						
	011	Capacity building expenses	55515	80000	80000	80000	80000	80000
		Total of Item	55515	80000	80000	80000	80000	80000
31		Non-financial Assets						
3112		Devices, Machinery and Equipment						
	505	Equipment, Machines and Devices						
	021	Sports gear	10000	10000	10000	10000	10000	10000
		Total of Item	10000	10000	10000	10000	10000	10000
3113		Other Fixed Assets						
	511	Equipping and furnishing						
	003	Equipping and furnishing school buildings	260000	210000	210000	160000	160000	160000
		Total of Item	260000	210000	210000	160000	160000	160000
		Total of Project / Treasury	325515	300000	300000	250000	250000	250000
Project		002 Constructions and additions to secondary education classrooms						
Fund Source		102001 Capital (Treasury)						
Group	item	Description	Actual 2016	Estimated 2017	Re-estimated 2017	Estimated 2018	Indicative 2019	Indicative 2020
31		Non-financial Assets						
3111		Buildings and Constructions						
	508	Works and Constructions						
	006	School extensions	1999962	1250000	1250000	100000	0	0
	013	Buildings construction	2198712	1250000	1250000	100000	0	0
		Total of Item	4198674	2500000	2500000	200000	0	0
		Total of Project / Treasury	4198674	2500000	2500000	200000	0	0
Project		005 Queen Rania Award for Excellence for Distinguished Teacher						
Fund Source		102001 Capital (Treasury)						
Group	item	Description	Actual 2016	Estimated 2017	Re-estimated 2017	Estimated 2018	Indicative 2019	Indicative 2020
22		Use of Goods and Services						
2211		Use of Goods and Services						
	512	Operating and Sustaining Expenditures						
	011	Capacity building expenses	800000	800000	800000	800000	800000	800000
		Total of Item	800000	800000	800000	800000	800000	800000
		Total of Project / Treasury	800000	800000	800000	800000	800000	800000
Project		007 Maintaining and repairing the secondary education buildings						
Fund Source		102001 Capital (Treasury)						
Group	item	Description	Actual 2016	Estimated 2017	Re-estimated 2017	Estimated 2018	Indicative 2019	Indicative 2020
22		Use of Goods and Services						
2211		Use of Goods and Services						
	510	Buildings and facilities repair and maintenance						
	007	School buildings maintenance	1499994	1000000	1000000	200000	200000	200000
		Total of Item	1499994	1000000	1000000	200000	200000	200000
		Total of Project / Treasury	1499994	1000000	1000000	200000	200000	200000

Capital Expenditures According to Program and Projects for the Years 2016 - 2020

Chapter : 2501 Ministry of Education

(In JDs)

Program 4430 Secondary Education								
Project		008 Developing schools e-linkage						
Fund Source		102001 Capital (Treasury)						
Group	item	Description	Actual 2016	Estimated 2017	Re-estimated 2017	Estimated 2018	Indicative 2019	Indicative 2020
22		Use of Goods and Services						
2211		Use of Goods and Services						
	512	Operating and Sustaining Expenditures						
	012	Subscriptions, insurances	674793	435000	435000	435000	435000	435000
	036	Computerization and automation operations expenses	75000	65000	65000	65000	65000	65000
		Total of Item	749793	500000	500000	500000	500000	500000
		Total of Project / Treasury	749793	500000	500000	500000	500000	500000
Project		009 Establishing school buildings for (Decent housing for decent life) project/ 1st phase.						
Fund Source		102001 Capital (Treasury)						
Group	item	Description	Actual 2016	Estimated 2017	Re-estimated 2017	Estimated 2018	Indicative 2019	Indicative 2020
31		Non-financial Assets						
3111		Buildings and Constructions						
	508	Works and Constructions						
	005	School buildings construction	499851	800000	800000	500000	500000	500000
		Total of Item	499851	800000	800000	500000	500000	500000
		Total of Project / Treasury	499851	800000	800000	500000	500000	500000
Project		010 Queen Rania Teacher Academy						
Fund Source		102001 Capital (Treasury)						
Group	item	Description	Actual 2016	Estimated 2017	Re-estimated 2017	Estimated 2018	Indicative 2019	Indicative 2020
22		Use of Goods and Services						
2211		Use of Goods and Services						
	512	Operating and Sustaining Expenditures						
	999	n.e.c	1300000	0	0	0	0	0
		Total of Item	1300000	0	0	0	0	0
31		Non-financial Assets						
3111		Buildings and Constructions						
	508	Works and Constructions						
	005	School buildings construction	5699998	0	0	0	0	0
		Total of Item	5699998	0	0	0	0	0
		Total of Project / Treasury	6999998	0	0	0	0	0
Project		011 Electronic protection system and communication devices						
Fund Source		102001 Capital (Treasury)						
Group	item	Description	Actual 2016	Estimated 2017	Re-estimated 2017	Estimated 2018	Indicative 2019	Indicative 2020
22		Use of Goods and Services						
2211		Use of Goods and Services						
	512	Operating and Sustaining Expenditures						
	012	Subscriptions, insurances	0	1382643	1382000	1400000	1900000	1900000
		Total of Item	0	1382643	1382000	1400000	1900000	1900000
		Total of Project / Treasury	0	1382643	1382000	1400000	1900000	1900000

Capital Expenditures According to Program and Projects for the Years 2016 - 2020

Chapter : 2501 Ministry of Education

(In JDs)

Program 4430 Secondary Education								
Project		701 Establishing schools for primary education in Irbid governorate						
Fund Source		102001 Capital (Treasury)						
Group	item	Description	Actual 2016	Estimated 2017	Re-estimated 2017	Estimated 2018	Indicative 2019	Indicative 2020
31		Non-financial Assets						
3111		Buildings and Constructions						
	508	Works and Constructions						
	005	School buildings construction	0	0	0	370000	0	0
		Total of Item	0	0	0	370000	0	0
		Total of Project / Treasury	0	0	0	370000	0	0
Project		702 Additions to classrooms for secondary education in Irbid governorate						
Fund Source		102001 Capital (Treasury)						
Group	item	Description	Actual 2016	Estimated 2017	Re-estimated 2017	Estimated 2018	Indicative 2019	Indicative 2020
31		Non-financial Assets						
3111		Buildings and Constructions						
	508	Works and Constructions						
	006	School extensions	0	0	0	401000	519000	500000
		Total of Item	0	0	0	401000	519000	500000
		Total of Project / Treasury	0	0	0	401000	519000	500000
Project		703 Establishing different school facilities in Irbid Governorate						
Fund Source		102001 Capital (Treasury)						
Group	item	Description	Actual 2016	Estimated 2017	Re-estimated 2017	Estimated 2018	Indicative 2019	Indicative 2020
31		Non-financial Assets						
3111		Buildings and Constructions						
	508	Works and Constructions						
	013	Buildings construction	0	0	0	110000	0	0
		Total of Item	0	0	0	110000	0	0
		Total of Project / Treasury	0	0	0	110000	0	0
Project		704 Additions of classrooms for secondary education in Mafrq governorate						
Fund Source		102001 Capital (Treasury)						
Group	item	Description	Actual 2016	Estimated 2017	Re-estimated 2017	Estimated 2018	Indicative 2019	Indicative 2020
31		Non-financial Assets						
3111		Buildings and Constructions						
	508	Works and Constructions						
	006	School extensions	0	0	0	550000	300000	0
		Total of Item	0	0	0	550000	300000	0
		Total of Project / Treasury	0	0	0	550000	300000	0
Project		705 Additions of classrooms for secondary education in Jerash governorate						
Fund Source		102001 Capital (Treasury)						
Group	item	Description	Actual 2016	Estimated 2017	Re-estimated 2017	Estimated 2018	Indicative 2019	Indicative 2020
31		Non-financial Assets						
3111		Buildings and Constructions						
	508	Works and Constructions						
	006	School extensions	0	0	0	220000	100000	0
		Total of Item	0	0	0	220000	100000	0
		Total of Project / Treasury	0	0	0	220000	100000	0

Capital Expenditures According to Program and Projects for the Years 2016 - 2020

Chapter : 2501 Ministry of Education

(In JDs)

Program 4430 Secondary Education								
Project		706 Additions of classrooms for secondary education in Ajloun governorate						
Fund Source		102001 Capital (Treasury)						
Group	item	Description	Actual 2016	Estimated 2017	Re-estimated 2017	Estimated 2018	Indicative 2019	Indicative 2020
31		Non-financial Assets						
3111		Buildings and Constructions						
	508	Works and Constructions						
	006	School extensions	0	0	0	300000	0	870000
		Total of Item	0	0	0	300000	0	870000
		Total of Project / Treasury	0	0	0	300000	0	870000
Project		707 Establishing schools for secondary education in the Capital governorate						
Fund Source		102001 Capital (Treasury)						
Group	item	Description	Actual 2016	Estimated 2017	Re-estimated 2017	Estimated 2018	Indicative 2019	Indicative 2020
31		Non-financial Assets						
3111		Buildings and Constructions						
	508	Works and Constructions						
	005	School buildings construction	0	0	0	1700000	4900000	3950000
		Total of Item	0	0	0	1700000	4900000	3950000
		Total of Project / Treasury	0	0	0	1700000	4900000	3950000
Project		708 Additions of classrooms for secondary education in the Capital governorate						
Fund Source		102001 Capital (Treasury)						
Group	item	Description	Actual 2016	Estimated 2017	Re-estimated 2017	Estimated 2018	Indicative 2019	Indicative 2020
31		Non-financial Assets						
3111		Buildings and Constructions						
	508	Works and Constructions						
	006	School extensions	0	0	0	2090000	3180000	410000
		Total of Item	0	0	0	2090000	3180000	410000
		Total of Project / Treasury	0	0	0	2090000	3180000	410000
Project		709 Maintenance and repairs of secondary education schools in the capital governorate						
Fund Source		102001 Capital (Treasury)						
Group	item	Description	Actual 2016	Estimated 2017	Re-estimated 2017	Estimated 2018	Indicative 2019	Indicative 2020
22		Use of Goods and Services						
2211		Use of Goods and Services						
	510	Buildings and facilities repair and maintenance						
	007	School buildings maintenance	0	0	0	1937350	671000	275000
		Total of Item	0	0	0	1937350	671000	275000
		Total of Project / Treasury	0	0	0	1937350	671000	275000
Project		710 Establishing various school facilities in the capital governorate						
Fund Source		102001 Capital (Treasury)						
Group	item	Description	Actual 2016	Estimated 2017	Re-estimated 2017	Estimated 2018	Indicative 2019	Indicative 2020
31		Non-financial Assets						
3111		Buildings and Constructions						
	508	Works and Constructions						
	013	Buildings construction	0	0	0	120000	120000	0
		Total of Item	0	0	0	120000	120000	0
		Total of Project / Treasury	0	0	0	120000	120000	0

Capital Expenditures According to Program and Projects for the Years 2016 - 2020

Chapter : 2501 Ministry of Education

(In JDs)

Program 4430 Secondary Education								
Project		711 Establishing Al Nahda Secondary School for Boys / South Shouna / Balqa Governorate						
Fund Source		102001 Capital (Treasury)						
Group	item	Description	Actual 2016	Estimated 2017	Re-estimated 2017	Estimated 2018	Indicative 2019	Indicative 2020
31		Non-financial Assets						
3111		Buildings and Constructions						
	508	Works and Constructions						
	005	School buildings construction	0	0	0	0	0	1000000
		Total of Item	0	0	0	0	0	1000000
		Total of Project / Treasury	0	0	0	0	0	1000000
Project		712 Additions of classrooms for secondary education in Balqa governorate						
Fund Source		102001 Capital (Treasury)						
Group	item	Description	Actual 2016	Estimated 2017	Re-estimated 2017	Estimated 2018	Indicative 2019	Indicative 2020
31		Non-financial Assets						
3111		Buildings and Constructions						
	508	Works and Constructions						
	006	School extensions	0	0	0	1000000	625000	180000
		Total of Item	0	0	0	1000000	625000	180000
		Total of Project / Treasury	0	0	0	1000000	625000	180000
Project		713 Maintenance and repairs of secondary education schools in Balqa governorate						
Fund Source		102001 Capital (Treasury)						
Group	item	Description	Actual 2016	Estimated 2017	Re-estimated 2017	Estimated 2018	Indicative 2019	Indicative 2020
22		Use of Goods and Services						
2211		Use of Goods and Services						
	510	Buildings and facilities repair and maintenance						
	007	School buildings maintenance	0	0	0	150000	90000	0
		Total of Item	0	0	0	150000	90000	0
		Total of Project / Treasury	0	0	0	150000	90000	0
Project		714 Additions of classrooms for secondary education in Zarqa governorate						
Fund Source		102001 Capital (Treasury)						
Group	item	Description	Actual 2016	Estimated 2017	Re-estimated 2017	Estimated 2018	Indicative 2019	Indicative 2020
31		Non-financial Assets						
3111		Buildings and Constructions						
	508	Works and Constructions						
	006	School extensions	0	0	0	0	220000	300000
		Total of Item	0	0	0	0	220000	300000
		Total of Project / Treasury	0	0	0	0	220000	300000
Project		715 Establishing various school facilities in Zarqa governorate						
Fund Source		102001 Capital (Treasury)						
Group	item	Description	Actual 2016	Estimated 2017	Re-estimated 2017	Estimated 2018	Indicative 2019	Indicative 2020
31		Non-financial Assets						
3111		Buildings and Constructions						
	508	Works and Constructions						
	013	Buildings construction	0	0	0	220000	0	0
		Total of Item	0	0	0	220000	0	0
		Total of Project / Treasury	0	0	0	220000	0	0

Capital Expenditures According to Program and Projects for the Years 2016 - 2020

Chapter : 2501 Ministry of Education

(In JDs)

Program 4430 Secondary Education								
Project		716 Additions of classrooms for secondary education in Madaba governorate						
Fund Source		102001 Capital (Treasury)						
Group	item	Description	Actual 2016	Estimated 2017	Re-estimated 2017	Estimated 2018	Indicative 2019	Indicative 2020
31		Non-financial Assets						
3111		Buildings and Constructions						
	508	Works and Constructions						
	006	School extensions	0	0	0	625000	900000	1450000
		Total of Item	0	0	0	625000	900000	1450000
		Total of Project / Treasury	0	0	0	625000	900000	1450000
Project		717 Maintenance and repairs of secondary education schools in Madaba governorate						
Fund Source		102001 Capital (Treasury)						
Group	item	Description	Actual 2016	Estimated 2017	Re-estimated 2017	Estimated 2018	Indicative 2019	Indicative 2020
22		Use of Goods and Services						
2211		Use of Goods and Services						
	510	Buildings and facilities repair and maintenance						
	007	School buildings maintenance	0	0	0	151000	105000	133000
		Total of Item	0	0	0	151000	105000	133000
		Total of Project / Treasury	0	0	0	151000	105000	133000
Project		718 Establishing schools for secondary education in Karak governorate						
Fund Source		102001 Capital (Treasury)						
Group	item	Description	Actual 2016	Estimated 2017	Re-estimated 2017	Estimated 2018	Indicative 2019	Indicative 2020
31		Non-financial Assets						
3111		Buildings and Constructions						
	508	Works and Constructions						
	005	School buildings construction	0	0	0	1000000	1000000	0
		Total of Item	0	0	0	1000000	1000000	0
		Total of Project / Treasury	0	0	0	1000000	1000000	0
Project		719 Additions of classrooms for secondary education in Karak governorate						
Fund Source		102001 Capital (Treasury)						
Group	item	Description	Actual 2016	Estimated 2017	Re-estimated 2017	Estimated 2018	Indicative 2019	Indicative 2020
31		Non-financial Assets						
3111		Buildings and Constructions						
	508	Works and Constructions						
	006	School extensions	0	0	0	406000	1445000	120000
		Total of Item	0	0	0	406000	1445000	120000
		Total of Project / Treasury	0	0	0	406000	1445000	120000
Project		720 Additions of classrooms for secondary education in Ma'an governorate						
Fund Source		102001 Capital (Treasury)						
Group	item	Description	Actual 2016	Estimated 2017	Re-estimated 2017	Estimated 2018	Indicative 2019	Indicative 2020
31		Non-financial Assets						
3111		Buildings and Constructions						
	508	Works and Constructions						
	006	School extensions	0	0	0	370000	0	0
		Total of Item	0	0	0	370000	0	0
		Total of Project / Treasury	0	0	0	370000	0	0

Capital Expenditures According to Program and Projects for the Years 2016 - 2020

Chapter : 2501 Ministry of Education

(In JDs)

Program 4430 Secondary Education								
Project		721 Establishing Aruim Secondary School for Boys / Tafileh Governorate						
Fund Source		102001 Capital (Treasury)						
Group	item	Description	Actual 2016	Estimated 2017	Re-estimated 2017	Estimated 2018	Indicative 2019	Indicative 2020
31		Non-financial Assets						
3111		Buildings and Constructions						
	508	Works and Constructions						
	005	School buildings construction	0	0	0	500000	500000	0
		Total of Item	0	0	0	500000	500000	0
		Total of Project / Treasury	0	0	0	500000	500000	0
Project		722 Additions of classrooms for secondary education in Aqaba governorate						
Fund Source		102001 Capital (Treasury)						
Group	item	Description	Actual 2016	Estimated 2017	Re-estimated 2017	Estimated 2018	Indicative 2019	Indicative 2020
31		Non-financial Assets						
3111		Buildings and Constructions						
	508	Works and Constructions						
	006	School extensions	0	0	0	300000	0	0
		Total of Item	0	0	0	300000	0	0
		Total of Project / Treasury	0	0	0	300000	0	0
Total of Program			15073825	7282643	7282000	16370350	18825000	13338000
Total of Chapter			63195234	42957643	40017000	75848000	101157000	90455000