

Chapter : 2101 Ministry of Public Works and Housing

- Creation:** The Ministry of Public Works and Housing was established under Bylaw No. (55) for the year 1966.
- Vision :** Safe and economic roads, an advanced construction sector, pioneering, excellence, sustaining, and highlight identity of government building.
- Mission:** Connecting cities, villages, housing and economic complexes and neighboring countries with an excellent road network of high quality level and preserving its sustainability, expanding the implementation of ring roads around the main cities, developing the construction sector by using and applying the best modern practices and techniques that cope with the international developments as well as construction of pioneer government buildings which support the national and developmental goals and ensure the safety and life of staff, customers and visitors through the adoption and implementation of the best international performance practices in this field
- Legal Framework :** Ministry of Public Works and Housing Organization and Administration Bylaw No. (55) for the year 1996, and amendments thereto

Tasks of the Ministry / Department:

- Re-qualify, maintain and sustain the roads network in the Kingdom.
- Implement and maintain agricultural and rural roads to serve production sites.
- Provide traffic safety criteria on roads to reduce road accidents
- Realize effective and pioneering institutional performance.
- Regulate and promote the quality of constructions sector.
- Supervise the implementation of government buildings.
- Set up the national programs and plans to establish buildings.
- Conduct the routine maintenance of government buildings.

Ministry/Department Contribution to the Achievement of the National Objectives:

- Provide facilities and infrastructure with efficient and high return.
- Restructure the public sector to be more productive and effective.

Major Issues and Challenges which face the Ministry / Department:

- Financial appropriations allocated in the Ministry's budget law are not appropriate to the size of required services and projects
- Instability of oil and construction materials prices
- Attrition of competent staff and unexcused leave from work
- Poor distribution of human and material resources.
- Lack of a national-level plan for traffic safety on roads.
- Lack of unified authority and reference to regulate the constructions sector.

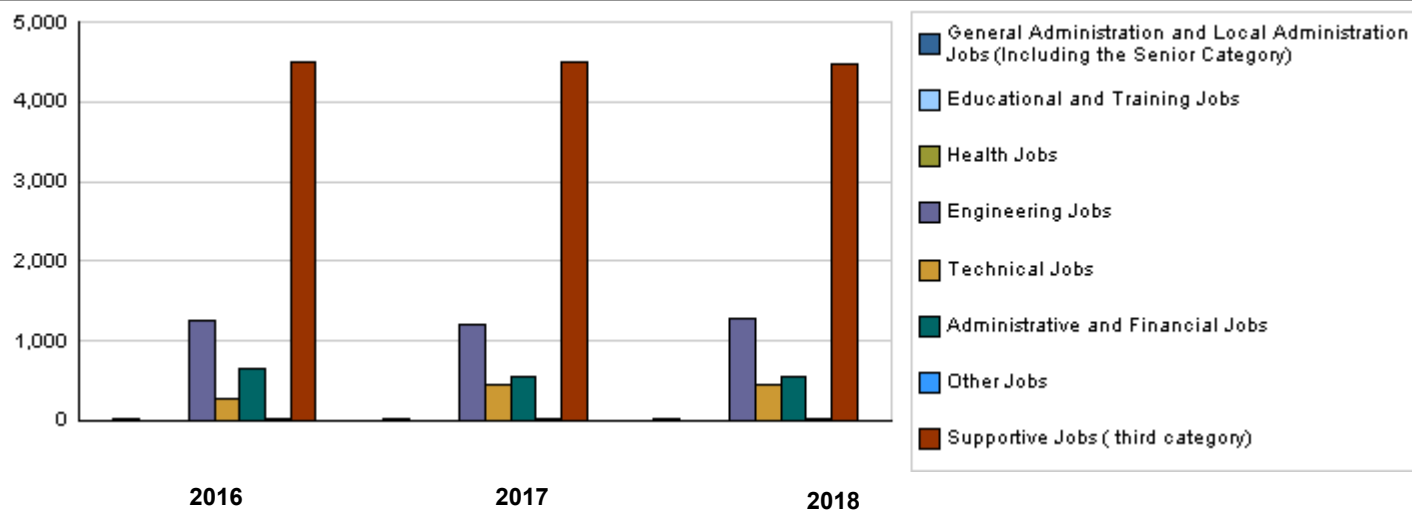
CHAPTER : 2101 Ministry of Public Works and Housing

Strategic Objectives and Performance Indicators of the Ministry / Department

| Strategic Objective | Performance Indicator | Base year | Value | Actual Value | Target Value | Preliminary Self Evaluation | Target Value | | |
|--|---|-----------|-------|--------------|--------------|-----------------------------|--------------|------|------|
| | | | | 2016 | 2017 | 2017 | 2018 | 2019 | 2020 |
| 1 - To enhance institutional performance | 1 Percentage of the citizen's satisfaction with roads infrastructure | 2009 | %55 | %87 | %95 | %89 | %96 | %97 | %97 |
| | 2 Percentage of satisfaction of the Ministry's partners | 2010 | %75 | %85 | %88 | %86 | %90 | %92 | %93 |
| 2 - To maintain sustainability of the main, secondary and rural roads with economic and developmental returns all over the Kingdom | 1 Percentage of reduction of the number of accidents caused by road defects | 2009 | %9.5 | %2 | %1.3 | %1.5 | %1 | %1 | %1 |
| 3 - To establish an integrated and safe road network to contribute to achieving the development | 1 Increase in the lengths of completed roads relying on adopted technical criteria/ (km) | 2006 | 7694 | 8170 | 7460 | 7473 | 7490 | 7510 | 7530 |
| | 2 Increase in the construction of roads and intersections all over the Kingdom for each governorate | 2013 | 2 | 4 | 8 | 7 | 9 | 10 | 12 |
| 4 - To provide pioneer government buildings with a distinguished identity. | 1 Percentage of government - owned buildings to total used buildings | 2013 | %60 | %65 | %67 | %66 | %70 | %72 | %73 |

Number of Staff of the Ministry / Department

| Group | Job | 2016 | | | 2017 | | | Preliminary 2018 | | |
|--|--|-----------------|-----------------|-----------------|-----------------|----------------|-----------------|------------------|----------------|-----------------|
| | | Male | Female | Total | Male | Female | Total | Male | Female | Total |
| General Administration and Local Administration Jobs (Including the Senior Category) | Supervisory and leadership jobs | 33 | 2 | 35 | 10 | 18 | 28 | 10 | 18 | 28 |
| Educational and Training Jobs | Trainers | 2 | 0 | 2 | 0 | 0 | 0 | 0 | 0 | 0 |
| Health Jobs | Health jobs group | 2 | 0 | 2 | 3 | 0 | 3 | 3 | 0 | 3 |
| Engineering Jobs | Engineers | 722 | 522 | 1244 | 848 | 364 | 1212 | 881 | 394 | 1275 |
| Technical Jobs | Programmers and Technicians | 175 | 110 | 285 | 310 | 130 | 440 | 314 | 130 | 444 |
| Administrative and Financial Jobs | Heads of sections and financial officers | 392 | 251 | 643 | 414 | 146 | 560 | 416 | 144 | 560 |
| Other Jobs | Technicians | 33 | 0 | 33 | 23 | 0 | 23 | 17 | 0 | 17 |
| Supportive Jobs (third category) | Supportive employee | 3246 | 1250 | 4496 | 4068 | 425 | 4493 | 4048 | 430 | 4478 |
| Total | | 4605 | 2135 | 6740 | 5676 | 1083 | 6759 | 5689 | 1116 | 6805 |
| Total Cost of Salaries | | 27234874 | 12816412 | 40051286 | 34550040 | 6580960 | 41131000 | 35164920 | 6698080 | 41863000 |



Key Information of the Ministry / Department

| No. | Description | base year | Value | Primary 2017 | Estimated 2018 | | | | | | | | | | | | |
|-----|---|-----------|-------|--------------|----------------|--------|-------|--------|-------|--------|--------|--------|-------|-------|--------|-------|-------|
| | | | | | Irbid | Mafraq | Jarsh | Ajloun | Amman | Balqa' | Zaraq' | Madaba | Karak | Ma'an | Tafila | Aqaba | Total |
| 1 | Lengths of established main roads/ KM | 2008 | 25 | 20 | 4 | 2 | 2 | 2 | 4 | 4 | 4 | 2 | 2 | 3 | 2 | 1 | 32 |
| 2 | Lengths of established rural roads/KM | 2008 | 12 | 10 | 2 | 2 | 2 | 1 | 0 | 2 | 1 | 1 | 2 | 1 | 2 | 1 | 17 |
| 3 | Lengths of established secondary roads/KM | 2008 | 11 | 10 | 1 | 1 | 1 | 2 | 1 | 2 | 1 | 2 | 2 | 2 | 1 | 1 | 17 |

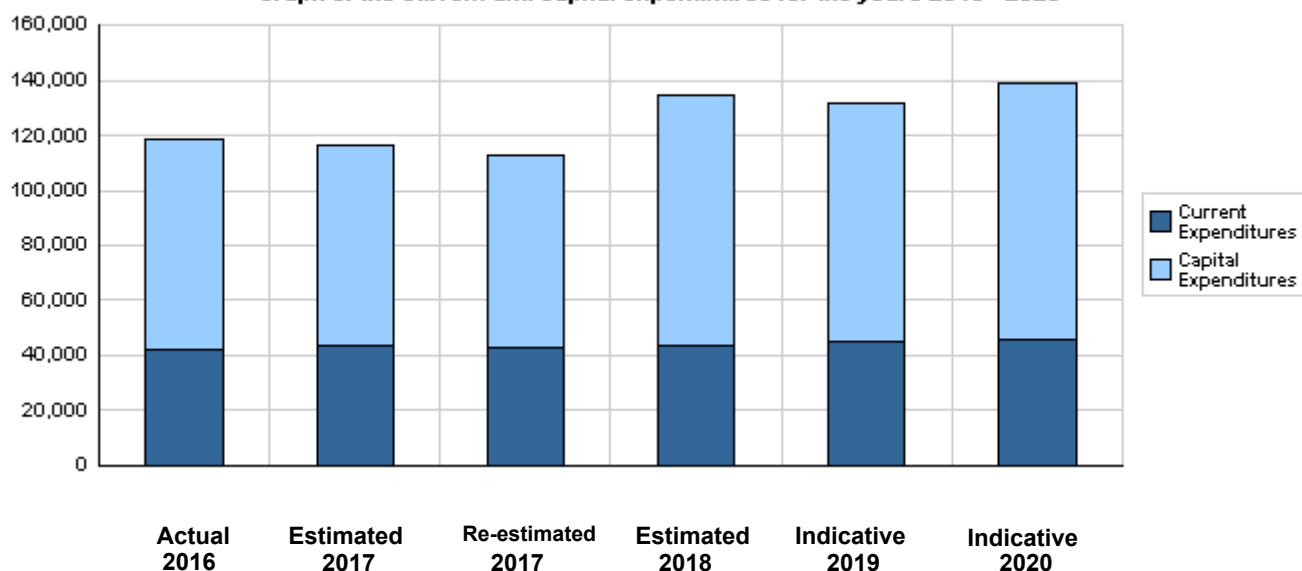
**Overall Summary of Expenditures for Chapter 2101- Ministry of Public Works and Housing
for the Years 2016 - 2020**

(In JDs)

| Description | | Actual 2016 | Estimated 2017 | Re-estimated 2017 | Estimated 2018 | Indicative 2019 2020 | |
|---|----------------------------------|--------------------|--------------------|----------------------|--------------------|----------------------------|--------------------|
| Group | Current Expenditures | | | | | | |
| 2111 | Salaries, Wages and Allowances | 36,165,769 | 37,630,000 | 37,231,000 | 37,663,000 | 38,452,000 | 39,258,000 |
| 2121 | Social Security Contributions | 3,885,517 | 3,900,000 | 3,900,000 | 4,200,000 | 4,300,000 | 4,400,000 |
| 2211 | Use of Goods and Services | 1,988,886 | 2,082,000 | 1,874,000 | 2,025,000 | 2,075,000 | 2,150,000 |
| 2821 | Other Current Expenditures | 43,417 | 48,000 | 48,000 | 48,000 | 48,000 | 48,000 |
| Total current expenditures | | 42,083,589 | 43,660,000 | 43,053,000 | 43,936,000 | 44,875,000 | 45,856,000 |
| Capital Expenditures | | | | | | | |
| 2111 | Salaries, Wages and Allowances | 2,064,801 | 2,055,000 | 2,055,000 | 2,010,000 | 2,010,000 | 2,010,000 |
| 2211 | Use of Goods and Services | 14,501,840 | 14,050,000 | 13,550,000 | 14,512,900 | 8,520,000 | 7,729,000 |
| 2511 | Subsidies to Public Corporations | 249,555 | 250,000 | 250,000 | 250,000 | 250,000 | 250,000 |
| 2822 | Other Capital Expenditures | 964,749 | 1,425,000 | 1,425,000 | 1,030,000 | 1,030,000 | 1,030,000 |
| 3111 | Buildings and Constructions | 57,520,839 | 53,492,267 | 50,992,000 | 71,895,500 | 73,587,000 | 80,886,000 |
| 3112 | Devices, Machinery and Equipment | 623,555 | 935,000 | 835,000 | 430,000 | 430,000 | 430,000 |
| 3122 | Inventories | 633,685 | 825,000 | 825,000 | 679,600 | 670,000 | 670,000 |
| 3141 | Lands | 159,994 | 0 | 0 | 0 | 0 | 0 |
| Total capital expenditures | | 76,719,018 | 73,032,267 | 69,932,000 | 90,808,000 | 86,497,000 | 93,005,000 |
| Treasury | | 76,719,018 | 73,032,267 | 69,932,000 | 90,808,000 | 86,497,000 | 93,005,000 |
| Total current and capital expenditures | | 118,802,607 | 116,692,267 | 112,985,000 | 134,744,000 | 131,372,000 | 138,861,000 |

(Thousands of JDs)

Graph of the current and capital expenditures for the years 2016 - 2020

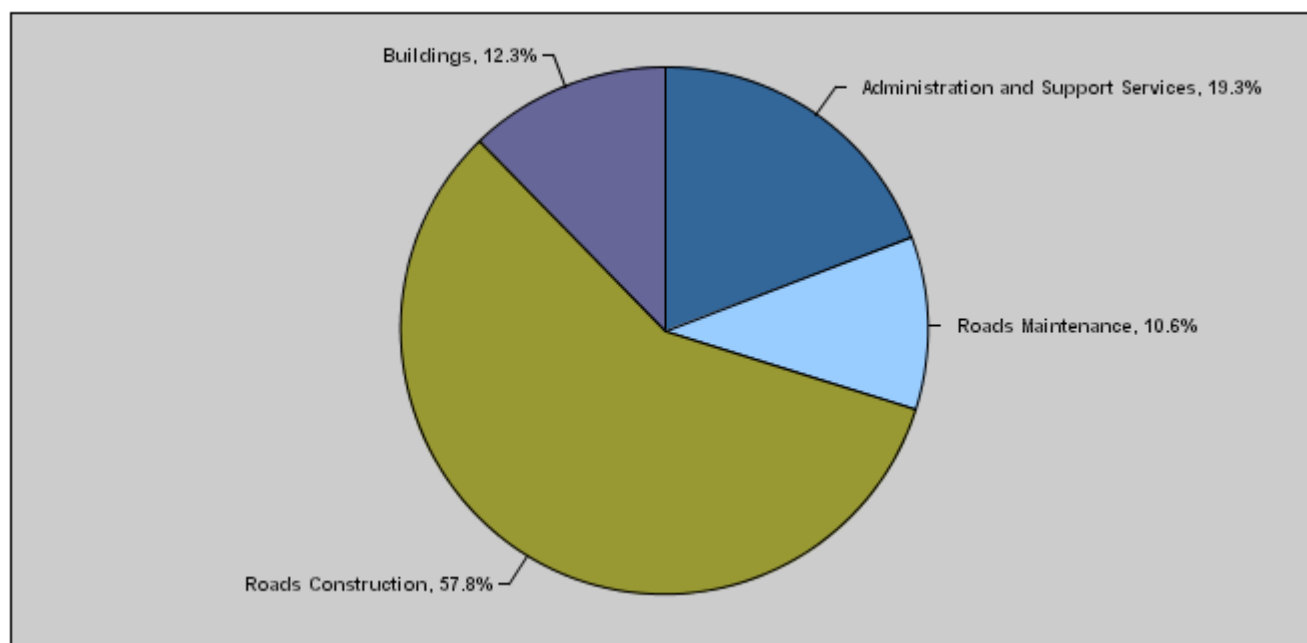


**Budget of Chapter 2101 - Ministry of Public Works and Housing
For the Year 2018 Distributed According to Program**

(In JDs)

| Prog. | Description | Current Expenditures | Capital Expenditures | Total Expenditures |
|-------|-------------------------------------|----------------------|----------------------|--------------------|
| 3701 | Administration and Support Services | 25,769,000 | 250,000 | 26,019,000 |
| 3705 | Roads Maintenance | 0 | 14,242,900 | 14,242,900 |
| 3710 | Roads Construction | 8,095,000 | 69,840,100 | 77,935,100 |
| 3905 | Buildings | 10,072,000 | 6,475,000 | 16,547,000 |
| | Total | 43,936,000 | 90,808,000 | 134,744,000 |

Total Expenditures for the Year 2018 Distributed According to Programs



Estimated Allocations for Females distributed according to Programs for the Years 2016 - 2020

| Program | 2016 | 2017 | 2018 | 2019 | 2020 |
|--|-----------------|-----------------|-----------------|-----------------|-----------------|
| 3701 Administration and Support Services | 2970000 | 3016000 | 3018000 | 3054000 | 3104000 |
| 3705 Roads Maintenance | 2534000 | 2356000 | 2643000 | 1488000 | 1343000 |
| 3710 Roads Construction | 11102000 | 10009000 | 13604000 | 14002000 | 15356000 |
| 3905 Buildings | 4631000 | 4921000 | 4815000 | 4919000 | 4951000 |
| Total | 21237000 | 20302000 | 24080000 | 23463000 | 24754000 |

Estimated Allocations For Child distributed according to Programs for the Years 2016 - 2020

| Program | 2016 | 2017 | 2018 | 2019 | 2020 |
|--|-----------------|-----------------|-----------------|-----------------|-----------------|
| 3701 Administration and Support Services | 102000 | 102000 | 102000 | 102000 | 102000 |
| 3705 Roads Maintenance | 4283000 | 3758000 | 4589000 | 2095000 | 1772000 |
| 3710 Roads Construction | 21093000 | 18422000 | 27093000 | 27833000 | 30847000 |
| 3905 Buildings | 1221000 | 1270000 | 1067000 | 1139000 | 1104000 |
| Total | 26699000 | 23552000 | 32851000 | 31169000 | 33825000 |

Budget Chapter 2101 - Ministry of Public Works and Housing Distributed According to the Program

3701 Administration and Support Services Program

Objective of the program :

Perform the administrative functions and those functions related to budget, finance, personnel , HR and training in the Ministry.

The strategic objective related to the program :

Enhance institutional performance.

Directorates associated with the program :

- Financial Affairs Directorate
- Administrative Affairs Directorate
- Institutional Performance Development Directorate.
- Workshops Directorate

Services provided by the program :

Provide administrative and financial support to all programs and projects of the Ministry.

Staff working in the program :

The program is implemented through a functional staff in 2017 estimated with (3753) staff, including (3317) males and (436) females .

Performance Measurement Indicators for Program

| Performance Measurement Indicator | Base Year | Value | Actual value | Target Value | Preliminary Self Evaluation | Target Value | | |
|---|-----------|-------|--------------|--------------|-----------------------------|--------------|------|------|
| | | | 2016 | 2017 | | 2017 | 2018 | 2019 |
| 1 Increase in the percentage of employees holding diploma or higher degrees | 2009 | %22 | %30 | %32 | %30 | %33 | %33 | %33 |
| 2 Percentage of minimizing the annual average of staff attrition | 2009 | %9.5 | %6.5 | %6 | %6.2 | %7 | %7 | %7 |
| 3 Percentage of improving the level of programs | 2010 | %75 | %86 | %87 | %87 | %88 | %88 | %88 |

Appropriations Of Administration and Support Services Program as Per Activities and Projects. (In JDs)

| Activities and Projects | Actual | Estimated | Re-estimated | Estimated | Indicative | |
|--|-------------------|-------------------|-------------------|-------------------|-------------------|-------------------|
| | 2016 | 2017 | 2017 | 2018 | 2019 | 2020 |
| Current Expenditures | 25,272,419 | 26,089,000 | 25,754,000 | 25,769,000 | 26,077,000 | 26,512,000 |
| 601 Administrative and Support Services | 25,272,419 | 26,089,000 | 25,754,000 | 25,769,000 | 26,077,000 | 26,512,000 |
| Capital Expenditures | 329,555 | 250,000 | 250,000 | 250,000 | 250,000 | 250,000 |
| 002 Supporting the National Building Council projects | 249,555 | 250,000 | 250,000 | 250,000 | 250,000 | 250,000 |
| 004 Establishing the information system for all government buildings | 25,000 | 0 | 0 | 0 | 0 | 0 |
| 005 Application of government buildings administration and sustainability system | 55,000 | 0 | 0 | 0 | 0 | 0 |
| Program / Treasury | 329,555 | 250,000 | 250,000 | 250,000 | 250,000 | 250,000 |
| Total Program | 25,601,974 | 26,339,000 | 26,004,000 | 26,019,000 | 26,327,000 | 26,762,000 |

Budget Chapter 2101 - Ministry of Public Works and Housing Distributed According to the Program

| | |
|---|----------------------------------|
| 3705 | Roads Maintenance Program |
| Objective of the program : | |
| Carry out periodic and preventive maintenance and renovation of the roads to improve the existing roads network in the Kingdom. | |
| The strategic objective related to the program : | |
| To maintain sustainability of the main, side and rural roads with economic and developmental returns all over the Kingdom. | |
| Directorates associated with the program : | |
| <ul style="list-style-type: none"> - Planning and Studies Directorate - Traffic Safety Directorate - Maintenance Directorate | |
| Services provided by the program : | |
| Invite bids for tenders for roads maintenance and implementation follow up in the governorates. | |
| Staff working in the program : | |
| The program is implemented through a functional staff in 2017 estimated with (219) staff, including (179) males and (40) females . | |

Performance Measurement Indicators for Program

| Performance Measurement Indicator | Base Year | Value | Actual value | Target Value | Preliminary Self Evaluation | Target Value | | |
|--|-----------|-------|--------------|--------------|-----------------------------|--------------|------|------|
| | | | 2016 | 2017 | | 2017 | 2018 | 2019 |
| 1 Increase in the lengths of renovated roads, annually / (km) | 2009 | 500 | 1100 | 1500 | 1500 | 1600 | 1600 | 1600 |
| 2 Minimizing the percentage of roads not conforming to the new technical standards | 2011 | %10.5 | %9 | %7 | %8 | %6 | %5 | %4.5 |

Appropriations Of Roads Maintenance Program as Per Activities and Projects. (In JDs)

| Activities and Projects | Actual | Estimated | Re-estimated | Estimated | Indicative | |
|--|-------------------|-------------------|-------------------|-------------------|------------------|------------------|
| | 2016 | 2017 | 2017 | 2018 | 2019 | 2020 |
| Current Expenditures | 0 | 0 | 0 | 0 | 0 | 0 |
| Capital Expenditures | 13,844,688 | 13,175,000 | 12,875,000 | 14,242,900 | 8,130,000 | 7,339,000 |
| 001 Roads Maintenance Program Administration Project | 3,319,695 | 3,665,000 | 3,665,000 | 2,800,000 | 3,000,000 | 3,000,000 |
| 002 Maintenance of Main and traffic-through roads and bridges - In Northern Region | 2,900,000 | 2,350,000 | 2,350,000 | 200,000 | 200,000 | 200,000 |
| 003 Maintenance of main and traffic-through roads and bridges - in Central Region | 2,900,000 | 1,960,000 | 1,960,000 | 200,000 | 200,000 | 200,000 |
| 004 Maintenance of main and traffic-through roads and bridges -in Southern Region | 2,900,000 | 2,000,000 | 2,000,000 | 200,000 | 200,000 | 200,000 |
| 005 Secondary and rural roads maintenance project | 899,996 | 1,600,000 | 1,300,000 | 200,000 | 200,000 | 0 |
| 006 Agricultural Roads Maintenance Project | 899,999 | 1,600,000 | 1,600,000 | 200,000 | 200,000 | 0 |
| 007 Establishing model maintenance stations | 24,998 | 0 | 0 | 0 | 0 | 0 |
| 701 Purchasing maintenance materials to maintain different roads /Jerash Governorate | 0 | 0 | 0 | 220,000 | 200,000 | 200,000 |
| 702 Improving the agricultural roads in Ajloun governorate | 0 | 0 | 0 | 2,152,000 | 2,000,000 | 2,000,000 |
| 703 Maintaining the agricultural roads in the Capital governorate | 0 | 0 | 0 | 310,000 | 0 | 0 |
| 704 Maintaining the secondary and rural roads in the Capital governorate | 0 | 0 | 0 | 3,687,900 | 0 | 0 |
| 705 Maintaining the agricultural roads in the Balqa governorate | 0 | 0 | 0 | 4,073,000 | 1,930,000 | 1,539,000 |
| Program / Treasury | 13,844,688 | 13,175,000 | 12,875,000 | 14,242,900 | 8,130,000 | 7,339,000 |
| Total Program | 13,844,688 | 13,175,000 | 12,875,000 | 14,242,900 | 8,130,000 | 7,339,000 |

| | |
|--|----------------------------|
| 3710 | Roads Construction Program |
| Objective of the program : | |
| The program aims to establish main, side and rural roads. | |
| The strategic objective related to the program : | |
| Establish an integrated and safe roads network to contribute to achieving progress. | |
| Directorates associated with the program : | |
| <ul style="list-style-type: none"> - Planning and Studies Directorate - Roads Implementation Directorate - Traffic Safety Directorate | |
| Services provided by the program : | |
| Follow up, implement and award tenders for constructing roads. | |
| Staff working in the program : | |
| The program is implemented through a functional staff in 2017 estimated with (1761) staff, including (1453) males and (308) females . | |

Performance Measurement Indicators for Program

| | Performance Measurement Indicator | Base Year | Value | Actual value | Target Value | Preliminary Self Evaluation | Target Value | | |
|---|---|-----------|-------|--------------|--------------|-----------------------------|--------------|------|------|
| | | | | 2016 | 2017 | | 2017 | 2018 | 2019 |
| 1 | Increase in the lengths of constructed rural roads (km) | 2006 | 2435 | 2530 | 2690 | 2600 | 2700 | 2740 | 2760 |
| 2 | Increase in the lengths of constructed main roads / (km) | 2006 | 3187 | 3187 | 2800 | 2700 | 2850 | 2910 | 2990 |
| 3 | Increase in the lengths of constructed secondary roads / (km) | 2006 | 2112 | 2240 | 2300 | 2250 | 2340 | 2380 | 2400 |

Appropriations Of Roads Construction Program as Per Activities and Projects.

(In JDs)

| Activities and Projects | Actual | Estimated | Re-estimated | Estimated | Indicative | |
|---|------------|------------|--------------|------------|------------|------------|
| | 2016 | 2017 | 2017 | 2018 | 2019 | 2020 |
| Current Expenditures | 7,646,139 | 7,809,000 | 7,644,000 | 8,095,000 | 8,550,000 | 8,895,000 |
| 601 Setting up plans, studies and designs for roads construction | 7,646,139 | 7,809,000 | 7,644,000 | 8,095,000 | 8,550,000 | 8,895,000 |
| Capital Expenditures | 55,796,497 | 52,352,267 | 49,552,000 | 69,840,100 | 71,462,000 | 78,851,000 |
| 001 Roads Construction Program Administration Project | 4,096,971 | 4,700,000 | 4,400,000 | 3,134,600 | 3,245,000 | 3,245,000 |
| 002 Road Traffic Safety | 2,850,000 | 2,800,000 | 1,800,000 | 1,000,000 | 1,000,000 | 1,000,000 |
| 003 Establishing and improving rural and secondary roads | 7,057,398 | 2,676,000 | 2,676,000 | 200,000 | 0 | 0 |
| 004 Agricultural Roads | 4,749,993 | 2,676,267 | 2,676,000 | 200,000 | 0 | 0 |
| 006 Establishing and Enhancing the Outlet Roads | 1,849,999 | 1,300,000 | 1,300,000 | 250,000 | 250,000 | 250,000 |
| 011 Establishing Mafraq- Safawi Road | 0 | 125,000 | 125,000 | 400,000 | 1,000,000 | 1,000,000 |
| 014 Completing Al- Karak/ Al-Qatraneh Road including Al- Karak entrance | 699,996 | 900,000 | 900,000 | 400,000 | 0 | 0 |
| 015 Completing Salt Ring Road/ Second Part | 4,999,993 | 4,630,000 | 3,330,000 | 2,000,000 | 2,000,000 | 2,000,000 |
| 023 Improving intersections on Amman - Zarqa Highway | 200,000 | 450,000 | 450,000 | 0 | 0 | 0 |
| 026 Implementing Zarqa- Berain Road | 2,350,000 | 1,900,000 | 1,900,000 | 900,000 | 1,250,000 | 1,250,000 |
| 035 Completing Queen Alia International Airport road /second stage | 199,997 | 360,000 | 360,000 | 200,000 | 0 | 0 |
| 037 Kathraba- Jordan Valley Road | 1,999,999 | 2,700,000 | 2,700,000 | 1,000,000 | 2,000,000 | 2,000,000 |
| 038 Lighting the main and open ended roads | 2,899,998 | 3,200,000 | 3,000,000 | 1,000,000 | 1,000,000 | 1,000,000 |
| 040 Irbid Ring Road | 5,000,000 | 4,630,000 | 4,630,000 | 2,000,000 | 2,000,000 | 2,000,000 |
| 048 Madaba Ring Road | 55,600 | 180,000 | 180,000 | 0 | 0 | 0 |
| 053 Salt - Jordan Valley Road | 50,000 | 180,000 | 180,000 | 100,000 | 400,000 | 500,000 |
| 054 Rehabilitating Sahrawi (Desert) Road (Amman -Ras Al-Naqab) | 1,000,000 | 900,000 | 900,000 | 0 | 0 | 0 |
| 055 Rehabilitating bridges and water installations | 199,998 | 450,000 | 450,000 | 250,000 | 250,000 | 250,000 |
| 056 Establishing Karama - 'Era Road | 49,999 | 0 | 0 | 0 | 0 | 0 |
| 058 Re-establishing areas of slidings on Amman - Jerash Road | 0 | 90,000 | 90,000 | 600,000 | 600,000 | 600,000 |
| 062 Implementing Shoumar Bridge/ Zarqa | 1,999,998 | 1,800,000 | 1,800,000 | 1,000,000 | 1,000,000 | 500,000 |
| 063 Improving the Royal Road/ Karak and Tafleeh | 300,000 | 450,000 | 450,000 | 900,000 | 1,000,000 | 1,000,000 |
| 075 Al-Korah- Irbid Road | 900,000 | 1,350,000 | 1,350,000 | 900,000 | 900,000 | 900,000 |

Budget Chapter 2101 - Ministry of Public Works and Housing Distributed According to the Program

| 3710 Roads Construction Program | | Appropriations Of Roads Construction Program as Per Activities and Projects. (In JDs) | | | | | |
|---------------------------------|---|---|-------------------|----------------------|-------------------|-------------------------|-------------------|
| Activities and Projects | | Actual 2016 | Estimated 2017 | Re-estimated 2017 | Estimated 2018 | Indicative 2019 2020 | |
| Capital Expenditures | | 55,796,497 | 52,352,267 | 49,552,000 | 69,840,100 | 71,462,000 | 78,851,000 |
| 078 | Traffic intersections in the Center, North and South | 1,500,000 | 950,000 | 950,000 | 250,000 | 250,000 | 0 |
| 080 | Expanding and completing Fheis/ Baccalaureate Road | 500,000 | 450,000 | 450,000 | 350,000 | 0 | 0 |
| 081 | Establishing Wadi Al Shajarah tunnel and bridge /Salt | 2,000,000 | 450,000 | 450,000 | 500,000 | 0 | 0 |
| 082 | Implementing the 2nd phase of Ein Janah/ Souf Road | 450,000 | 180,000 | 180,000 | 0 | 0 | 0 |
| 083 | Re-establishing Northern Shouneh Al-Manshyah/ Waqas Road | 1,699,879 | 2,250,000 | 2,250,000 | 800,000 | 1,000,000 | 1,000,000 |
| 085 | Al-Bishriyeh/ Azraq Road | 899,992 | 900,000 | 900,000 | 700,000 | 750,000 | 500,000 |
| 090 | Southern Shouneh road / Al-Kafraim intersection/ Al-Ramah intersection | 1,900,000 | 2,250,000 | 2,250,000 | 1,000,000 | 1,500,000 | 1,500,000 |
| 091 | Al- Mashta palace road leading to Queen Alia International Airport/ air freight | 0 | 300,000 | 300,000 | 100,000 | 650,000 | 650,000 |
| 093 | Expanding and maintaining the Refinery Road/ Zarqa | 899,693 | 720,000 | 720,000 | 500,000 | 500,000 | 500,000 |
| 094 | Mafraq/ Khaledyeh/ Saaydeh Road | 0 | 35,000 | 35,000 | 100,000 | 1,000,000 | 1,000,000 |
| 099 | Linking Balqa Governorate with Jerash and Ajloun Governorates | 349,998 | 720,000 | 720,000 | 500,000 | 1,500,000 | 1,500,000 |
| 100 | Namlah / Wadi Araba Road at the level of a rural road | 699,999 | 720,000 | 720,000 | 100,000 | 0 | 0 |
| 115 | Expanding and maintaining Rhab / Mafraq Road | 900,000 | 720,000 | 720,000 | 500,000 | 1,000,000 | 1,000,000 |
| 120 | Culture/ Irbid Roundabout Intersection | 449,999 | 1,350,000 | 1,350,000 | 800,000 | 1,000,000 | 1,000,000 |
| 122 | Umm Al-Amad- Finan Road | 36,998 | 450,000 | 450,000 | 800,000 | 1,240,000 | 1,140,000 |
| 123 | Strategic road to connect north of the Kingdom by a road parallel to Amman/ Jerash Road | 0 | 130,000 | 130,000 | 100,000 | 1,000,000 | 1,000,000 |
| 124 | Tal Al-Musamma - Al-Rukban Road | 0 | 130,000 | 130,000 | 100,000 | 1,000,000 | 500,000 |
| 126 | Improving the entrance of Ayy District / Karak | 0 | 300,000 | 300,000 | 300,000 | 1,000,000 | 1,000,000 |
| 127 | Implementing Al-Sahaba tunnel on the road of Queen Alia International Airport | 0 | 600,000 | 600,000 | 800,000 | 0 | 0 |
| 128 | Alamqh Al-Husainya Road | 0 | 300,000 | 300,000 | 450,000 | 500,000 | 500,000 |
| 130 | Rehabilitating the bridges located on Swemeh road /Al Zarah / Ghour Haditha | 0 | 0 | 0 | 1,000,000 | 1,000,000 | 1,000,000 |
| 701 | Establishing and improving the agricultural roads in Irbid governorate | 0 | 0 | 0 | 3,234,000 | 2,562,000 | 2,242,000 |
| 702 | Establishing and improving the rural and secondary roads in Irbid governorate | 0 | 0 | 0 | 740,000 | 1,361,000 | 1,956,000 |
| 703 | Establishing and improving the rural and secondary roads in Mafraq governorate | 0 | 0 | 0 | 2,300,000 | 350,000 | 350,000 |
| 704 | Establishing and improving the agricultural roads in Mafraq governorate | 0 | 0 | 0 | 1,400,000 | 1,950,000 | 1,950,000 |
| 705 | Constructing and re-establishing an agricultural roads / Jerash governorate | 0 | 0 | 0 | 2,000,000 | 2,000,000 | 2,000,000 |
| 706 | Establishing and improving the rural and secondary roads in Jerash governorate | 0 | 0 | 0 | 1,400,000 | 1,200,000 | 700,000 |
| 707 | Establishing the agricultural roads in Ajloun governorate | 0 | 0 | 0 | 1,404,000 | 1,400,000 | 1,400,000 |
| 708 | Establishing and improving the rural and secondary roads in Ajloun governorate | 0 | 0 | 0 | 1,085,000 | 1,085,000 | 1,085,000 |
| 709 | Establishing and improving the rural and secondary roads in the Capital governorate | 0 | 0 | 0 | 1,055,000 | 350,000 | 6,400,000 |
| 710 | Road traffic safety in the capital governorate | 0 | 0 | 0 | 2,985,000 | 520,000 | 300,000 |
| 711 | Establishing and improving the rural and secondary roads in Balq'a governorate | 0 | 0 | 0 | 695,000 | 779,000 | 468,000 |
| 712 | Road traffic safety in Balq'a governorate | 0 | 0 | 0 | 160,000 | 70,000 | 70,000 |
| 713 | Establishing and improving the agricultural roads in Zarqa governorate | 0 | 0 | 0 | 1,800,000 | 2,025,000 | 2,375,000 |

Budget Chapter 2101 - Ministry of Public Works and Housing Distributed According to the Program

| 3710 Roads Construction Program | | Appropriations Of Roads Construction Program as Per Activities and Projects. (In JDs) | | | | | |
|---------------------------------|---|---|-------------------|----------------------|-------------------|----------------------------|-------------------|
| Activities and Projects | | Actual 2016 | Estimated 2017 | Re-estimated 2017 | Estimated 2018 | Indicative 2019 2020 | |
| Capital Expenditures | | 55,796,497 | 52,352,267 | 49,552,000 | 69,840,100 | 71,462,000 | 78,851,000 |
| 714 | Establishing and improving the rural and secondary roads in Zarqa governorate | 0 | 0 | 0 | 3,240,000 | 4,140,000 | 4,370,000 |
| 715 | Road traffic safety in Zarqa governorate | 0 | 0 | 0 | 548,000 | 525,000 | 550,000 |
| 716 | Establishing and improving the agricultural roads in Ma'daba governorate | 0 | 0 | 0 | 3,127,000 | 3,850,000 | 3,850,000 |
| 717 | Establishing and improving the rural and agricultural roads in Karak governorate | 0 | 0 | 0 | 4,100,000 | 600,000 | 600,000 |
| 718 | Establishing and improving the rural and secondary roads in Ma'an governorate | 0 | 0 | 0 | 4,237,500 | 3,170,000 | 3,710,000 |
| 719 | Establishing and improving the agricultural roads in Ma'an governorate | 0 | 0 | 0 | 240,000 | 0 | 0 |
| 720 | Establishing and improving the rural and secondary roads in Tafileh governorate | 0 | 0 | 0 | 3,775,000 | 1,050,000 | 820,000 |
| 721 | Establishing and improving the agricultural roads in Tafileh governorate | 0 | 0 | 0 | 175,000 | 70,000 | 0 |
| 722 | Road traffic safety in Tafileh governorate | 0 | 0 | 0 | 50,000 | 1,000,000 | 2,000,000 |
| 723 | Establishing and improving the rural and secondary roads in Aqaba governorate | 0 | 0 | 0 | 2,445,000 | 4,060,000 | 4,030,000 |
| 724 | Establishing and improving the agricultural roads in Aqaba governorate | 0 | 0 | 0 | 60,000 | 560,000 | 540,000 |
| 725 | Wadi Arabah road expansion to reach main road level / Aqaba governorate | 0 | 0 | 0 | 200,000 | 4,000,000 | 5,800,000 |
| 726 | Lighting the streets of villages' Aqaba governorate with solar energy / Aqaba governorate | 0 | 0 | 0 | 1,000,000 | 0 | 0 |
| 727 | Expanding and paving of Netal Road Sofa Triangle / Ma'daba / Ma'daba Governorate | 0 | 0 | 0 | 200,000 | 0 | 0 |
| Program / Treasury | | 55,796,497 | 52,352,267 | 49,552,000 | 69,840,100 | 71,462,000 | 78,851,000 |
| Total Program | | 63,442,636 | 60,161,267 | 57,196,000 | 77,935,100 | 80,012,000 | 87,746,000 |

Budget Chapter 2101 - Ministry of Public Works and Housing Distributed According to the Program

| | |
|--|--------------------------|
| 3905 | Buildings Program |
| Objective of the program : | |
| The program aims to study the government buildings projects and supervise their implementation. | |
| The strategic objective related to the program : | |
| Provide pioneer government buildings with a distinguished identity. | |
| Directorates associated with the program : | |
| <ul style="list-style-type: none"> - Buildings Directorate - Planning Directorate - Maintenance Directorate | |
| Services provided by the program : | |
| Supervise the implementation of Ministries projects | |
| Staff working in the program : | |
| The program is implemented through a functional staff in 2017 estimated with (1026) staff, including (727) males and (299) females . | |

Performance Measurement Indicators for Program

| Performance Measurement Indicator | Base Year | Value | Actual value | Target Value | Preliminary Self Evaluation | Target Value | | |
|---|-----------|-------|--------------|--------------|-----------------------------|--------------|------|------|
| | | | 2016 | 2017 | | 2017 | 2018 | 2019 |
| 1 Percentage of government -owned buildings to total used buildings | 2013 | %60 | %65 | %67 | %66 | %70 | %72 | %73 |

Appropriations Of Buildings Program as Per Activities and Projects.

(In JDs)

| Activities and Projects | Actual | Estimated | Re-estimated | Estimated | Indicative | |
|--|-------------------|-------------------|-------------------|-------------------|-------------------|-------------------|
| | 2016 | 2017 | 2017 | 2018 | 2019 | 2020 |
| Current Expenditures | 9,165,031 | 9,762,000 | 9,655,000 | 10,072,000 | 10,248,000 | 10,449,000 |
| 601 Administrative and Support Services | 9,165,031 | 9,762,000 | 9,655,000 | 10,072,000 | 10,248,000 | 10,449,000 |
| Capital Expenditures | 6,748,278 | 7,255,000 | 7,255,000 | 6,475,000 | 6,655,000 | 6,565,000 |
| 001 Buildings Program Administration Project | 926,965 | 1,415,000 | 1,415,000 | 1,285,000 | 1,285,000 | 1,285,000 |
| 002 Furnishings for the Prime Ministry building and the hospitality building and other works | 349,119 | 350,000 | 350,000 | 350,000 | 350,000 | 350,000 |
| 003 Completing the Works and Mechanics Directorate buildings | 0 | 90,000 | 90,000 | 0 | 0 | 0 |
| 006 Sustaining the maintenance and modernization of borders centers. | 3,897,392 | 3,600,000 | 3,600,000 | 3,500,000 | 3,500,000 | 3,500,000 |
| 008 Urban Villages Project | 949,961 | 720,000 | 720,000 | 250,000 | 250,000 | 250,000 |
| 009 Housing for poor families | 250,000 | 450,000 | 450,000 | 200,000 | 200,000 | 200,000 |
| 010 Sustaining and maintaining Jordan Museum | 199,998 | 180,000 | 180,000 | 180,000 | 180,000 | 180,000 |
| 011 Maintaining various buildings and areas | 174,843 | 450,000 | 450,000 | 200,000 | 200,000 | 200,000 |
| 701 Establishing a building for buildings directorate / Balqa Governorate | 0 | 0 | 0 | 200,000 | 400,000 | 400,000 |
| 702 Establishing buildings in Ma'daba governorate | 0 | 0 | 0 | 0 | 290,000 | 200,000 |
| 703 Establishing buildings in Aqaba governorate | 0 | 0 | 0 | 310,000 | 0 | 0 |
| Program / Treasury | 6,748,278 | 7,255,000 | 7,255,000 | 6,475,000 | 6,655,000 | 6,565,000 |
| Total Program | 15,913,309 | 17,017,000 | 16,910,000 | 16,547,000 | 16,903,000 | 17,014,000 |

Capital Expenditures Distributed According to Governorates

Chapter : 2101 Ministry of Public Works and Housing

(In JDs)

| Governorate | | Estimated 2018 | Indicative 2019 | Indicative 2020 |
|--------------|-------------------------|-------------------|--------------------|--------------------|
| 21 | Irbid Governorate | 3,974,000 | 3,923,000 | 4,198,000 |
| 22 | Mafraq Governorate | 3,700,000 | 2,300,000 | 2,300,000 |
| 23 | Jerash Governorate | 3,620,000 | 3,400,000 | 2,900,000 |
| 24 | Ajloun Governorate | 4,641,000 | 4,485,000 | 4,485,000 |
| 31 | The Capital Governorate | 8,037,900 | 870,000 | 6,700,000 |
| 32 | Balqa' Governorate | 5,128,000 | 3,179,000 | 2,477,000 |
| 33 | Zarqa Governorate | 5,588,000 | 6,690,000 | 7,295,000 |
| 34 | Ma'daba Governorate | 3,327,000 | 4,140,000 | 4,050,000 |
| 41 | Karak Governorate | 4,100,000 | 600,000 | 600,000 |
| 42 | Ma'an Governorate | 4,477,500 | 3,170,000 | 3,710,000 |
| 43 | Tafileh Governorate | 4,000,000 | 2,120,000 | 2,820,000 |
| 44 | Aqaba Governorate | 4,015,000 | 8,620,000 | 10,370,000 |
| Total | | 54,608,400 | 43,497,000 | 51,905,000 |

Chapter : 2101 Ministry of Public Works and Housing

(In JDs)

| Current Activities Appropriations According to Program | | | | | | | | |
|---|-----------|--|----------|-----------|--------------|-----------|------------|------------|
| Prog. | Activites | | Actual | Estimated | Re-estimated | Estimated | Indicative | Indicative |
| | | | 2016 | 2017 | 2017 | 2018 | 2019 | 2020 |
| 3701 | 601 | Administrative and Support Services | 25272419 | 26089000 | 25754000 | 25769000 | 26077000 | 26512000 |
| | | Total of Program | 25272419 | 26089000 | 25754000 | 25769000 | 26077000 | 26512000 |
| 3710 | 601 | Setting up plans, studies and designs for roads construction | 7646139 | 7809000 | 7644000 | 8095000 | 8550000 | 8895000 |
| | | Total of Program | 7646139 | 7809000 | 7644000 | 8095000 | 8550000 | 8895000 |
| 3905 | 601 | Administrative and Support Services | 9165031 | 9762000 | 9655000 | 10072000 | 10248000 | 10449000 |
| | | Total of Program | 9165031 | 9762000 | 9655000 | 10072000 | 10248000 | 10449000 |
| | | Total | 42083589 | 43660000 | 43053000 | 43936000 | 44875000 | 45856000 |

| Capital Projects Appropriations According to Program | | | | | | | | |
|---|----------|--|----------|-----------|--------------|-----------|------------|------------|
| Prog. | Projects | | Actual | Estimated | Re-estimated | Estimated | Indicative | Indicative |
| | | | 2016 | 2017 | 2017 | 2018 | 2019 | 2020 |
| 3701 | 002 | Supporting the National Building Council projects | 249555 | 250000 | 250000 | 250000 | 250000 | 250000 |
| | 004 | Establishing the information system for all government buildings | 25000 | 0 | 0 | 0 | 0 | 0 |
| | 005 | Application of government buildings administration and sustainability system | 55000 | 0 | 0 | 0 | 0 | 0 |
| | | Total of Program | 329555 | 250000 | 250000 | 250000 | 250000 | 250000 |
| 3705 | 001 | Roads Maintenance Program Administration Project | 3319695 | 3665000 | 3665000 | 2800000 | 3000000 | 3000000 |
| | 002 | Maintenance of Main and traffic-through roads and bridges - In Northern Region | 2900000 | 2350000 | 2350000 | 200000 | 200000 | 200000 |
| | 003 | Maintenance of main and traffic-through roads and bridges - in Central Region | 2900000 | 1960000 | 1960000 | 200000 | 200000 | 200000 |
| | 004 | Maintenance of main and traffic-through roads and bridges -in Southern Region | 2900000 | 2000000 | 2000000 | 200000 | 200000 | 200000 |
| | 005 | Secondary and rural roads maintenance project | 899996 | 1600000 | 1300000 | 200000 | 200000 | 0 |
| | 006 | Agricultural Roads Maintenance Project | 899999 | 1600000 | 1600000 | 200000 | 200000 | 0 |
| | 007 | Establishing model maintenance stations | 24998 | 0 | 0 | 0 | 0 | 0 |
| | 701 | Purchasing maintenance materials to maintain different roads /Jerash Governorate | 0 | 0 | 0 | 220000 | 200000 | 200000 |
| | 702 | Improving the agricultural roads in Ajloun governorate | 0 | 0 | 0 | 2152000 | 2000000 | 2000000 |
| | 703 | Maintaining the agricultural roads in the Capital governorate | 0 | 0 | 0 | 310000 | 0 | 0 |
| | 704 | Maintaining the secondary and rural roads in the Capital governorate | 0 | 0 | 0 | 3687900 | 0 | 0 |
| | 705 | Maintaining the agricultural roads in the Balqa governorate | 0 | 0 | 0 | 4073000 | 1930000 | 1539000 |
| | | Total of Program | 13844688 | 13175000 | 12875000 | 14242900 | 8130000 | 7339000 |

(In JDs)

| Capital Projects Appropriations According to Program | | | | | | | | |
|--|----------|---|---------|-----------|--------------|-----------|------------|------------|
| Prog. | Projects | | Actual | Estimated | Re-estimated | Estimated | Indicative | Indicative |
| | | | 2016 | 2017 | 2017 | 2018 | 2019 | 2020 |
| 3710 | 001 | Roads Construction Program Administration Project | 4096971 | 4700000 | 4400000 | 3134600 | 3245000 | 3245000 |
| | 002 | Road Traffic Safety | 2850000 | 2800000 | 1800000 | 1000000 | 1000000 | 1000000 |
| | 003 | Establishing and improving rural and secondary roads | 7057398 | 2676000 | 2676000 | 200000 | 0 | 0 |
| | 004 | Agricultural Roads | 4749993 | 2676267 | 2676000 | 200000 | 0 | 0 |
| | 006 | Establishing and Enhancing the Outlet Roads | 1849999 | 1300000 | 1300000 | 250000 | 250000 | 250000 |
| | 011 | Establishing Mafraq- Safawi Road | 0 | 125000 | 125000 | 400000 | 1000000 | 1000000 |
| | 014 | Completing Al- Karak/ Al-Qatraneh Road including Al- Karak entrance | 699996 | 900000 | 900000 | 400000 | 0 | 0 |
| | 015 | Completing Salt Ring Road/ Second Part | 4999993 | 4630000 | 3330000 | 2000000 | 2000000 | 2000000 |
| | 023 | Improving intersections on Amman - Zarqa Highway | 200000 | 450000 | 450000 | 0 | 0 | 0 |
| | 026 | Implementing Zarqa- Berain Road | 2350000 | 1900000 | 1900000 | 900000 | 1250000 | 1250000 |
| | 035 | Completing Queen Alia International Airport road /second stage | 199997 | 360000 | 360000 | 200000 | 0 | 0 |
| | 037 | Kathraba- Jordan Valley Road | 1999999 | 2700000 | 2700000 | 1000000 | 2000000 | 2000000 |
| | 038 | Lighting the main and open ended roads | 2899998 | 3200000 | 3000000 | 1000000 | 1000000 | 1000000 |
| | 040 | Irbid Ring Road | 5000000 | 4630000 | 4630000 | 2000000 | 2000000 | 2000000 |
| | 048 | Madaba Ring Road | 55600 | 180000 | 180000 | 0 | 0 | 0 |
| | 053 | Salt - Jordan Valley Road | 50000 | 180000 | 180000 | 100000 | 400000 | 500000 |
| | 054 | Rehabilitating Sahrawi (Desert) Road (Amman -Ras Al-Naqab) | 1000000 | 900000 | 900000 | 0 | 0 | 0 |
| | 055 | Rehabilitating bridges and water installations | 199998 | 450000 | 450000 | 250000 | 250000 | 250000 |
| | 056 | Establishing Karama - 'Era Road | 49999 | 0 | 0 | 0 | 0 | 0 |
| | 058 | Re-establishing areas of slidings on Amman - Jerash Road | 0 | 90000 | 90000 | 600000 | 600000 | 600000 |
| | 062 | Implementing Shoumar Bridge/ Zarqa | 1999998 | 1800000 | 1800000 | 1000000 | 1000000 | 500000 |
| | 063 | Improving the Royal Road/ Karak and Tafileh | 300000 | 450000 | 450000 | 900000 | 1000000 | 1000000 |
| | 075 | Al-Korah- Irbid Road | 900000 | 1350000 | 1350000 | 900000 | 900000 | 900000 |
| | 078 | Traffic intersections in the Center, North and South | 1500000 | 950000 | 950000 | 250000 | 250000 | 0 |
| | 080 | Expanding and completing Fheis/ Baccalaureate Road | 500000 | 450000 | 450000 | 350000 | 0 | 0 |
| | 081 | Establishing Wadi Al Shajarah tunnel and bridge /Salt | 2000000 | 450000 | 450000 | 500000 | 0 | 0 |
| | 082 | Implementing the 2nd phase of Ein Janah/ Souf Road | 450000 | 180000 | 180000 | 0 | 0 | 0 |
| | 083 | Re-establishing Northern Shouneh / Al-Manshyah/ Waqas Road | 1699879 | 2250000 | 2250000 | 800000 | 1000000 | 1000000 |
| | 085 | Al-Bishriyeh/ Azraq Road | 899992 | 900000 | 900000 | 700000 | 750000 | 500000 |
| | 090 | Southern Shouneh road / Al-Kafrain intersection/ Al-Ramah intersection | 1900000 | 2250000 | 2250000 | 1000000 | 1500000 | 1500000 |
| | 091 | Al- Mashta palace road leading to Queen Alia International Airport/ air freight | 0 | 300000 | 300000 | 100000 | 650000 | 650000 |
| | 093 | Expanding and maintaining the Refinery Road/ Zarqa | 899693 | 720000 | 720000 | 500000 | 500000 | 500000 |
| | 094 | Mafraq/ Khaledyeh/ Saaydeh Road | 0 | 35000 | 35000 | 100000 | 1000000 | 1000000 |
| | 099 | Linking Balqa Governorate with Jerash and Ajloun Governorates | 349998 | 720000 | 720000 | 500000 | 1500000 | 1500000 |
| | 100 | Namlah / Wadi Araba Road at the level of a rural road | 699999 | 720000 | 720000 | 100000 | 0 | 0 |
| | 115 | Expanding and maintaining Rhab / Mafraq Road | 900000 | 720000 | 720000 | 500000 | 1000000 | 1000000 |
| | 120 | Culture/ Irbid Roundabout Intersection | 449999 | 1350000 | 1350000 | 800000 | 1000000 | 1000000 |
| | 122 | Umm Al-Amad- Finan Road | 36998 | 450000 | 450000 | 800000 | 1240000 | 1140000 |
| | 123 | Strategic road to connect north of the Kingdom by a road parallel to Amman/ Jerash Road | 0 | 130000 | 130000 | 100000 | 1000000 | 1000000 |
| | 124 | Tal Al-Musamma - Al-Rukban Road | 0 | 130000 | 130000 | 100000 | 1000000 | 500000 |
| | 126 | Improving the entrance of Ayy District / Karak | 0 | 300000 | 300000 | 300000 | 1000000 | 1000000 |
| | 127 | Implementing Al-Sahaba tunnel on the road of Queen Alia International Airport | 0 | 600000 | 600000 | 800000 | 0 | 0 |
| | 128 | Alamqh Al-Husainya Road | 0 | 300000 | 300000 | 450000 | 500000 | 500000 |
| | 130 | Rehabilitating the bridges located on Swemeh road /Al Zarah / Ghour Haditha | 0 | 0 | 0 | 1000000 | 1000000 | 1000000 |

(In JDs)

| Capital Projects Appropriations According to Program | | | | | | | | |
|--|------------|---|-----------------|-----------------|-----------------|-----------------|-----------------|-----------------|
| Prog. | Projects | | Actual | Estimated | Re-estimated | Estimated | Indicative | Indicative |
| | | | 2016 | 2017 | 2017 | 2018 | 2019 | 2020 |
| | 701 | Establishing and improving the agricultural roads in Irbid governorate | 0 | 0 | 0 | 3234000 | 2562000 | 2242000 |
| | 702 | Establishing and improving the rural and secondary roads in Irbid governorate | 0 | 0 | 0 | 740000 | 1361000 | 1956000 |
| | 703 | Establishing and improving the rural and secondary roads in Mafraq governorate | 0 | 0 | 0 | 2300000 | 350000 | 350000 |
| | 704 | Establishing and improving the agricultural roads in Mafraq governorate | 0 | 0 | 0 | 1400000 | 1950000 | 1950000 |
| | 705 | Constructing and re-establishing an agricultural roads / Jerash governorate | 0 | 0 | 0 | 2000000 | 2000000 | 2000000 |
| | 706 | Establishing and improving the rural and secondary roads in Jerash governorate | 0 | 0 | 0 | 1400000 | 1200000 | 700000 |
| | 707 | Establishing the agricultural roads in Ajloun governorate | 0 | 0 | 0 | 1404000 | 1400000 | 1400000 |
| | 708 | Establishing and improving the rural and secondary roads in Ajloun governorate | 0 | 0 | 0 | 1085000 | 1085000 | 1085000 |
| | 709 | Establishing and improving the rural and secondary roads in the Capital governorate | 0 | 0 | 0 | 1055000 | 350000 | 6400000 |
| | 710 | Road traffic safety in the capital governorate | 0 | 0 | 0 | 2985000 | 520000 | 300000 |
| | 711 | Establishing and improving the rural and secondary roads in Balq'a governorate | 0 | 0 | 0 | 695000 | 779000 | 468000 |
| | 712 | Road traffic safety in Balq'a governorate | 0 | 0 | 0 | 160000 | 70000 | 70000 |
| | 713 | Establishing and improving the agricultural roads in Zarqa governorate | 0 | 0 | 0 | 1800000 | 2025000 | 2375000 |
| | 714 | Establishing and improving the rural and secondary roads in Zarqa governorate | 0 | 0 | 0 | 3240000 | 4140000 | 4370000 |
| | 715 | Road traffic safety in Zarqa governorate | 0 | 0 | 0 | 548000 | 525000 | 550000 |
| | 716 | Establishing and improving the agricultural roads in Ma'daba governorate | 0 | 0 | 0 | 3127000 | 3850000 | 3850000 |
| | 717 | Establishing and improving the rural and agricultural roads in Karak governorate | 0 | 0 | 0 | 4100000 | 600000 | 600000 |
| | 718 | Establishing and improving the rural and secondary roads in Ma'an governorate | 0 | 0 | 0 | 4237500 | 3170000 | 3710000 |
| | 719 | Establishing and improving the agricultural roads in Ma'an governorate | 0 | 0 | 0 | 240000 | 0 | 0 |
| | 720 | Establishing and improving the rural and secondary roads in Tafileh governorate | 0 | 0 | 0 | 3775000 | 1050000 | 820000 |
| | 721 | Establishing and improving the agricultural roads in Tafileh governorate | 0 | 0 | 0 | 175000 | 70000 | 0 |
| | 722 | Road traffic safety in Tafileh governorate | 0 | 0 | 0 | 50000 | 1000000 | 2000000 |
| | 723 | Establishing and improving the rural and secondary roads in Aqaba governorate | 0 | 0 | 0 | 2445000 | 4060000 | 4030000 |
| | 724 | Establishing and improving the agricultural roads in Aqaba governorate | 0 | 0 | 0 | 60000 | 560000 | 540000 |
| | 725 | Wadi Arabah road expansion to reach main road level / Aqaba governorate | 0 | 0 | 0 | 200000 | 4000000 | 5800000 |
| | 726 | Lighting the streets of villages' Aqaba governorate with solar energy / Aqaba governorate | 0 | 0 | 0 | 1000000 | 0 | 0 |
| | 727 | Expanding and paving of Netal Road Sofa Triangle / Ma'daba / Ma'daba Governorate | 0 | 0 | 0 | 200000 | 0 | 0 |
| | | Total of Program | 55796497 | 52352267 | 49552000 | 69840100 | 71462000 | 78851000 |
| 3905 | 001 | Buildings Program Administration Project | 926965 | 1415000 | 1415000 | 1285000 | 1285000 | 1285000 |
| | 002 | Furnishings for the Prime Ministry building and the hospitality building and other works | 349119 | 350000 | 350000 | 350000 | 350000 | 350000 |
| | 003 | Completing the Works and Mechanics Directorate buildings | 0 | 90000 | 90000 | 0 | 0 | 0 |
| | 006 | Sustaining the maintenance and modernization of borders centers. | 3897392 | 3600000 | 3600000 | 3500000 | 3500000 | 3500000 |
| | 008 | Urban Villages Project | 949961 | 720000 | 720000 | 250000 | 250000 | 250000 |
| | 009 | Housing for poor families | 250000 | 450000 | 450000 | 200000 | 200000 | 200000 |
| | 010 | Sustaining and maintaining Jordan Museum | 199998 | 180000 | 180000 | 180000 | 180000 | 180000 |
| | 011 | Maintaining various buildings and areas | 174843 | 450000 | 450000 | 200000 | 200000 | 200000 |
| | 701 | Establishing a building for buildings directorate / Balqa Governorate | 0 | 0 | 0 | 200000 | 400000 | 400000 |
| | 702 | Establishing buildings in Ma'daba governorate | 0 | 0 | 0 | 0 | 290000 | 200000 |
| | 703 | Establishing buildings in Aqaba governorate | 0 | 0 | 0 | 310000 | 0 | 0 |
| | | Total of Program | 6748278 | 7255000 | 7255000 | 6475000 | 6655000 | 6565000 |
| | | Total | 76719018 | 73032267 | 69932000 | 90808000 | 86497000 | 93005000 |

Overall Summary of Current Expenditures for the Years 2016 - 2020

Chapter: 2101 Ministry of Public Works and Housing

(In JDs)

| Group | Item | Description | Actual 2016 | Estimated 2017 | Re-estimated 2017 | Estimated 2018 | Indicative 2019 | Indicative 2020 |
|-------------------------|------|---|-----------------|-------------------|----------------------|-------------------|--------------------|--------------------|
| 21 | | Compensations of Employees | | | | | | |
| 2111 | | Salaries, Wages and Allowances | | | | | | |
| | 101 | Classified Employees | 922833 | 927000 | 890000 | 840000 | 830000 | 830000 |
| | 102 | Unclassified Employees | 12921684 | 13390000 | 13342000 | 13060000 | 13340000 | 13490000 |
| | 103 | Comprehensive Contract Employees | 45820 | 48000 | 43000 | 45000 | 45000 | 45000 |
| | 105 | Personal Cost of Living Allowance | 10103787 | 10180000 | 9986000 | 10000000 | 10100000 | 10200000 |
| | 106 | Family Cost of Living Allowance | 1137023 | 1235000 | 1200000 | 1230000 | 1295000 | 1370000 |
| | 110 | Overtime Allowance | 699957 | 800000 | 800000 | 800000 | 800000 | 800000 |
| | 111 | Additional Allowance | 7087771 | 7270000 | 7190000 | 7100000 | 7140000 | 7190000 |
| | 113 | Transportation Allowance | 494344 | 560000 | 560000 | 560000 | 560000 | 560000 |
| | 114 | Transport Allowance | 969933 | 1110000 | 1110000 | 1140000 | 1150000 | 1150000 |
| | 115 | Field Visit Allowance | 409977 | 530000 | 530000 | 580000 | 580000 | 580000 |
| | 116 | Employees' Bonuses | 999949 | 1000000 | 1000000 | 1000000 | 1000000 | 1000000 |
| | 120 | Contract Employees | 372691 | 580000 | 580000 | 1308000 | 1612000 | 2043000 |
| Total | | | 36165769 | 37630000 | 37231000 | 37663000 | 38452000 | 39258000 |
| 2121 | | Social Security Contributions | | | | | | |
| | 301 | Social Security | 3885517 | 3900000 | 3900000 | 4200000 | 4300000 | 4400000 |
| Total | | | 3885517 | 3900000 | 3900000 | 4200000 | 4300000 | 4400000 |
| 22 | | Use of Goods and Services | | | | | | |
| 2211 | | Use of Goods and Services | | | | | | |
| | 201 | Rents | 168739 | 175000 | 175000 | 200000 | 200000 | 200000 |
| | 202 | Telecommunications Services | 159235 | 170000 | 145000 | 170000 | 170000 | 185000 |
| | 203 | Water | 34985 | 36000 | 26000 | 36000 | 36000 | 36000 |
| | 204 | Electricity | 249995 | 256000 | 256000 | 270000 | 280000 | 300000 |
| | 205 | Fuels | 288893 | 310000 | 310000 | 228000 | 228000 | 228000 |
| | 206 | Maintenance of Machines, furniture and accessories | 49775 | 54000 | 34000 | 50000 | 50000 | 50000 |
| | 207 | Maintenance of vehicles, equipment and accessories | 22990 | 35000 | 25000 | 29000 | 29000 | 29000 |
| | 208 | Repair and maintenance of buildings and accessories | 21946 | 28000 | 23000 | 28000 | 28000 | 28000 |
| | 209 | Stationery, Publications and Office Supplies | 94902 | 100000 | 75000 | 100000 | 110000 | 120000 |
| | 210 | Substances and raw materials (medicines, clothes, food, films, etc..) | 17988 | 19000 | 19000 | 20000 | 20000 | 20000 |
| | 211 | Cleaning services and supplies including cleaning contracts | 281581 | 260000 | 260000 | 260000 | 280000 | 300000 |
| | 212 | Insurance | 536545 | 585000 | 472000 | 575000 | 585000 | 595000 |
| | 213 | Official Travel Missions | 14837 | 10000 | 10000 | 15000 | 15000 | 15000 |
| | 214 | Goods and services expenses | 46475 | 44000 | 44000 | 44000 | 44000 | 44000 |
| Total | | | 1988886 | 2082000 | 1874000 | 2025000 | 2075000 | 2150000 |
| 28 | | Other Expenditures | | | | | | |
| 2821 | | Other Current Expenditures | | | | | | |
| | 303 | Scientific scholarships and training courses | 34423 | 25000 | 25000 | 25000 | 25000 | 25000 |
| | 305 | Non-Employees' Bonuses | 8994 | 23000 | 23000 | 23000 | 23000 | 23000 |
| Total | | | 43417 | 48000 | 48000 | 48000 | 48000 | 48000 |
| Total of Chapter | | | 42083589 | 43660000 | 43053000 | 43936000 | 44875000 | 45856000 |

Current Expenditures According to Program and Activities for the Years 2016 - 2020

Chapter : 2101 - Ministry of Public Works and Housing

(In JDs)

| Program : 3701 - Administration and Support Services | | | | | | | | |
|--|------|---|-----------------|-----------------|-------------------|-----------------|-----------------|-----------------|
| Activity : 601 - Administrative and Support Services | | | | | | | | |
| Group | Item | Description | Actual 2016 | Estimated 2017 | Re-estimated 2017 | Estimated 2018 | Indicative 2019 | Indicative 2020 |
| 21 | | Compensations of Employees | | | | | | |
| 2111 | | Salaries, Wages and Allowances | | | | | | |
| | 101 | Classified Employees | 319541 | 295000 | 290000 | 285000 | 275000 | 275000 |
| | 102 | Unclassified Employees | 8698227 | 9220000 | 9182000 | 8800000 | 8900000 | 9000000 |
| | 103 | Comprehensive Contract Employees | 45820 | 48000 | 43000 | 45000 | 45000 | 45000 |
| | 105 | Personal Cost of Living Allowance | 6299033 | 6330000 | 6168000 | 6150000 | 6150000 | 6150000 |
| | 106 | Family Cost of Living Allowance | 926355 | 975000 | 940000 | 930000 | 935000 | 950000 |
| | 110 | Overtime Allowance | 314998 | 360000 | 360000 | 360000 | 360000 | 360000 |
| | 111 | Additional Allowance | 3989741 | 4020000 | 3975000 | 4000000 | 4000000 | 4000000 |
| | 113 | Transportation Allowance | 199980 | 225000 | 225000 | 225000 | 225000 | 225000 |
| | 114 | Transport Allowance | 399942 | 450000 | 450000 | 450000 | 450000 | 450000 |
| | 115 | Field Visit Allowance | 169990 | 220000 | 220000 | 240000 | 240000 | 240000 |
| | 116 | Employees' Bonuses | 749999 | 750000 | 750000 | 750000 | 750000 | 750000 |
| | 120 | Contract Employees | 218532 | 310000 | 310000 | 550000 | 698000 | 928000 |
| | | Total | 22332158 | 23203000 | 22913000 | 22785000 | 23028000 | 23373000 |
| 2121 | | Social Security Contributions | | | | | | |
| | 301 | Social Security | 2145726 | 2000000 | 2000000 | 2100000 | 2150000 | 2200000 |
| | | Total | 2145726 | 2000000 | 2000000 | 2100000 | 2150000 | 2200000 |
| 22 | | Use of Goods and Services | | | | | | |
| 2211 | | Use of Goods and Services | | | | | | |
| | 201 | Rents | 44514 | 75000 | 75000 | 100000 | 100000 | 100000 |
| | 202 | Telecommunications Services | 50000 | 55000 | 55000 | 55000 | 55000 | 70000 |
| | 203 | Water | 22998 | 24000 | 14000 | 24000 | 24000 | 24000 |
| | 204 | Electricity | 110000 | 110000 | 110000 | 120000 | 130000 | 150000 |
| | 205 | Fuels | 64977 | 76000 | 76000 | 66000 | 66000 | 66000 |
| | | 001 Heating | 0 | 3000 | 3000 | 1000 | 1000 | 1000 |
| | | 002 Saloon vehicles | 24980 | 30000 | 30000 | 25000 | 25000 | 25000 |
| | | 003 Transport vehicles and heavy equipment | 39997 | 43000 | 43000 | 40000 | 40000 | 40000 |
| | 206 | Maintenance of Machines, furniture and accessories | 14998 | 17000 | 17000 | 15000 | 15000 | 15000 |
| | 207 | Maintenance of vehicles, equipment and accessories | 9995 | 15000 | 5000 | 12000 | 12000 | 12000 |
| | 208 | Repair and maintenance of buildings and accessories | 4992 | 5000 | 5000 | 5000 | 5000 | 5000 |
| | 209 | Stationery, Publications and Office Supplies | 34914 | 36000 | 11000 | 36000 | 36000 | 36000 |
| | 210 | Substances and raw materials (medicines, clothes, food, films, etc..) | 5999 | 6000 | 6000 | 6000 | 6000 | 6000 |
| | 211 | Cleaning services and supplies including cleaning contracts | 118085 | 95000 | 95000 | 95000 | 100000 | 105000 |
| | 212 | Insurance | 271894 | 325000 | 325000 | 300000 | 300000 | 300000 |
| | 213 | Official Travel Missions | 3978 | 2000 | 2000 | 5000 | 5000 | 5000 |
| | 214 | Goods and services expenses | 13499 | 12000 | 12000 | 12000 | 12000 | 12000 |
| | | Total | 770843 | 853000 | 808000 | 851000 | 866000 | 906000 |
| 28 | | Other Expenditures | | | | | | |
| 2821 | | Other Current Expenditures | | | | | | |
| | 303 | Scientific scholarships and training courses | 14698 | 15000 | 15000 | 15000 | 15000 | 15000 |
| | 305 | Non-Employees' Bonuses | 8994 | 18000 | 18000 | 18000 | 18000 | 18000 |
| | | Total | 23692 | 33000 | 33000 | 33000 | 33000 | 33000 |
| | | Total of Activity | 25272419 | 26089000 | 25754000 | 25769000 | 26077000 | 26512000 |
| | | Total of Program | 25272419 | 26089000 | 25754000 | 25769000 | 26077000 | 26512000 |

Current Expenditures According to Program and Activities for the Years 2016 - 2020

Chapter : 2101 - Ministry of Public Works and Housing

(In JDs)

| Program : 3710 - Roads Construction | | | | | | | | |
|---|------|---|----------------|----------------|-------------------|----------------|-----------------|-----------------|
| Activity : 601 - Setting up plans, studies and designs for roads construction | | | | | | | | |
| Group | Item | Description | Actual 2016 | Estimated 2017 | Re-estimated 2017 | Estimated 2018 | Indicative 2019 | Indicative 2020 |
| 21 | | Compensations of Employees | | | | | | |
| 2111 | | Salaries, Wages and Allowances | | | | | | |
| | 101 | Classified Employees | 89226 | 82000 | 82000 | 90000 | 90000 | 90000 |
| | 102 | Unclassified Employees | 2313264 | 2230000 | 2220000 | 2260000 | 2390000 | 2440000 |
| | 105 | Personal Cost of Living Allowance | 2099293 | 2020000 | 1988000 | 2000000 | 2050000 | 2150000 |
| | 106 | Family Cost of Living Allowance | 60263 | 115000 | 115000 | 150000 | 200000 | 250000 |
| | 110 | Overtime Allowance | 209961 | 240000 | 240000 | 240000 | 240000 | 240000 |
| | 111 | Additional Allowance | 700913 | 770000 | 770000 | 700000 | 740000 | 765000 |
| | 113 | Transportation Allowance | 114366 | 150000 | 150000 | 150000 | 150000 | 150000 |
| | 114 | Transport Allowance | 269996 | 340000 | 340000 | 350000 | 350000 | 350000 |
| | 115 | Field Visit Allowance | 119989 | 140000 | 140000 | 160000 | 160000 | 160000 |
| | 120 | Contract Employees | 71200 | 100000 | 100000 | 360000 | 500000 | 575000 |
| | | Total | 6048471 | 6187000 | 6145000 | 6460000 | 6870000 | 7170000 |
| 2121 | | Social Security Contributions | | | | | | |
| | 301 | Social Security | 995826 | 1030000 | 1030000 | 1100000 | 1125000 | 1150000 |
| | | Total | 995826 | 1030000 | 1030000 | 1100000 | 1125000 | 1150000 |
| 22 | | Use of Goods and Services | | | | | | |
| 2211 | | Use of Goods and Services | | | | | | |
| | 202 | Telecommunications Services | 60000 | 60000 | 35000 | 60000 | 60000 | 60000 |
| | 203 | Water | 5988 | 6000 | 6000 | 6000 | 6000 | 6000 |
| | 204 | Electricity | 89995 | 93000 | 93000 | 95000 | 95000 | 95000 |
| | 205 | Fuels | 45922 | 50000 | 50000 | 34000 | 34000 | 34000 |
| | 001 | Heating | 5939 | 6000 | 6000 | 3000 | 3000 | 3000 |
| | 002 | Saloon vehicles | 14984 | 17000 | 17000 | 10000 | 10000 | 10000 |
| | 003 | Transport vehicles and heavy equipment | 24999 | 27000 | 27000 | 21000 | 21000 | 21000 |
| | 206 | Maintenance of Machines, furniture and accessories | 5991 | 6000 | 6000 | 6000 | 6000 | 6000 |
| | 207 | Maintenance of vehicles, equipment and accessories | 2996 | 5000 | 5000 | 5000 | 5000 | 5000 |
| | 208 | Repair and maintenance of buildings and accessories | 1960 | 4000 | 4000 | 4000 | 4000 | 4000 |
| | 209 | Stationery, Publications and Office Supplies | 19994 | 18000 | 18000 | 18000 | 28000 | 38000 |
| | 210 | Substances and raw materials (medicines, clothes, food, films, etc..) | 1999 | 3000 | 3000 | 4000 | 4000 | 4000 |
| | 211 | Cleaning services and supplies including cleaning contracts | 88499 | 90000 | 90000 | 90000 | 100000 | 110000 |
| | 212 | Insurance | 264651 | 245000 | 147000 | 200000 | 200000 | 200000 |
| | 213 | Official Travel Missions | 6862 | 5000 | 5000 | 6000 | 6000 | 6000 |
| | 214 | Goods and services expenses | 6985 | 7000 | 7000 | 7000 | 7000 | 7000 |
| | | Total | 601842 | 592000 | 469000 | 535000 | 555000 | 575000 |
| | | Total of Activity | 7646139 | 7809000 | 7644000 | 8095000 | 8550000 | 8895000 |
| | | Total of Program | 7646139 | 7809000 | 7644000 | 8095000 | 8550000 | 8895000 |

Current Expenditures According to Program and Activities for the Years 2016 - 2020

Chapter : 2101 - Ministry of Public Works and Housing

(In JDs)

| Program : 3905 - Buildings | | | | | | | | |
|--|------|---|-----------------|-----------------|-------------------|-----------------|-----------------|-----------------|
| Activity : 601 - Administrative and Support Services | | | | | | | | |
| Group | Item | Description | Actual 2016 | Estimated 2017 | Re-estimated 2017 | Estimated 2018 | Indicative 2019 | Indicative 2020 |
| 21 | | Compensations of Employees | | | | | | |
| 2111 | | Salaries, Wages and Allowances | | | | | | |
| | 101 | Classified Employees | 514066 | 550000 | 518000 | 465000 | 465000 | 465000 |
| | 102 | Unclassified Employees | 1910193 | 1940000 | 1940000 | 2000000 | 2050000 | 2050000 |
| | 105 | Personal Cost of Living Allowance | 1705461 | 1830000 | 1830000 | 1850000 | 1900000 | 1900000 |
| | 106 | Family Cost of Living Allowance | 150405 | 145000 | 145000 | 150000 | 160000 | 170000 |
| | 110 | Overtime Allowance | 174998 | 200000 | 200000 | 200000 | 200000 | 200000 |
| | 111 | Additional Allowance | 2397117 | 2480000 | 2445000 | 2400000 | 2400000 | 2425000 |
| | 113 | Transportation Allowance | 179998 | 185000 | 185000 | 185000 | 185000 | 185000 |
| | 114 | Transport Allowance | 299995 | 320000 | 320000 | 340000 | 350000 | 350000 |
| | 115 | Field Visit Allowance | 119998 | 170000 | 170000 | 180000 | 180000 | 180000 |
| | 116 | Employees' Bonuses | 249950 | 250000 | 250000 | 250000 | 250000 | 250000 |
| | 120 | Contract Employees | 82959 | 170000 | 170000 | 398000 | 414000 | 540000 |
| | | Total | 7785140 | 8240000 | 8173000 | 8418000 | 8554000 | 8715000 |
| 2121 | | Social Security Contributions | | | | | | |
| | 301 | Social Security | 743965 | 870000 | 870000 | 1000000 | 1025000 | 1050000 |
| | | Total | 743965 | 870000 | 870000 | 1000000 | 1025000 | 1050000 |
| 22 | | Use of Goods and Services | | | | | | |
| 2211 | | Use of Goods and Services | | | | | | |
| | 201 | Rents | 124225 | 100000 | 100000 | 100000 | 100000 | 100000 |
| | 202 | Telecommunications Services | 49235 | 55000 | 55000 | 55000 | 55000 | 55000 |
| | 203 | Water | 5999 | 6000 | 6000 | 6000 | 6000 | 6000 |
| | 204 | Electricity | 50000 | 53000 | 53000 | 55000 | 55000 | 55000 |
| | 205 | Fuels | 177994 | 184000 | 184000 | 128000 | 128000 | 128000 |
| | | 001 Heating | 0 | 4000 | 4000 | 2000 | 2000 | 2000 |
| | | 002 Saloon vehicles | 68000 | 68000 | 68000 | 46000 | 46000 | 46000 |
| | | 003 Transport vehicles and heavy equipment | 109994 | 112000 | 112000 | 80000 | 80000 | 80000 |
| | 206 | Maintenance of Machines, furniture and accessories | 28786 | 31000 | 11000 | 29000 | 29000 | 29000 |
| | 207 | Maintenance of vehicles, equipment and accessories | 9999 | 15000 | 15000 | 12000 | 12000 | 12000 |
| | 208 | Repair and maintenance of buildings and accessories | 14994 | 19000 | 14000 | 19000 | 19000 | 19000 |
| | 209 | Stationery, Publications and Office Supplies | 39994 | 46000 | 46000 | 46000 | 46000 | 46000 |
| | 210 | Substances and raw materials (medicines, clothes, food, films, etc..) | 9990 | 10000 | 10000 | 10000 | 10000 | 10000 |
| | 211 | Cleaning services and supplies including cleaning contracts | 74997 | 75000 | 75000 | 75000 | 80000 | 85000 |
| | 212 | Insurance | 0 | 15000 | 0 | 75000 | 85000 | 95000 |
| | 213 | Official Travel Missions | 3997 | 3000 | 3000 | 4000 | 4000 | 4000 |
| | 214 | Goods and services expenses | 25991 | 25000 | 25000 | 25000 | 25000 | 25000 |
| | | Total | 616201 | 637000 | 597000 | 639000 | 654000 | 669000 |
| 28 | | Other Expenditures | | | | | | |
| 2821 | | Other Current Expenditures | | | | | | |
| | 303 | Scientific scholarships and training courses | 19725 | 10000 | 10000 | 10000 | 10000 | 10000 |
| | 305 | Non-Employees' Bonuses | 0 | 5000 | 5000 | 5000 | 5000 | 5000 |
| | | Total | 19725 | 15000 | 15000 | 15000 | 15000 | 15000 |
| | | Total of Activity | 9165031 | 9762000 | 9655000 | 10072000 | 10248000 | 10449000 |
| | | Total of Program | 9165031 | 9762000 | 9655000 | 10072000 | 10248000 | 10449000 |
| | | Total of Chapter | 42083589 | 43660000 | 43053000 | 43936000 | 44875000 | 45856000 |

Overall Summary of Capital Expenditures for the Years 2016 - 2020

Chapter : 2101 Ministry of Public Works and Housing

(In JDs)

| Group | Item | Description | Actual 2016 | Estimated 2017 | Re-estimated 2017 | Estimated 2018 | Indicative 2019 | Indicative 2020 |
|-------------------------|------|---|-------------|----------------|-------------------|----------------|-----------------|-----------------|
| | | Expenditures | | | | | | |
| 21 | | Compensations of Employees | | | | | | |
| 2111 | | Salaries, Wages and Allowances | | | | | | |
| | 501 | Salaries | 0 | 50000 | 50000 | 25000 | 25000 | 25000 |
| | 502 | Wages | 2064801 | 2005000 | 2005000 | 1985000 | 1985000 | 1985000 |
| Total | | | 2064801 | 2055000 | 2055000 | 2010000 | 2010000 | 2010000 |
| 22 | | Use of Goods and Services | | | | | | |
| 2211 | | Use of Goods and Services | | | | | | |
| | 510 | Buildings and facilities repair and maintenance | 10524993 | 9535000 | 9235000 | 11232900 | 4940000 | 4149000 |
| | 512 | Operating and Sustaining Expenditures | 3976847 | 4515000 | 4315000 | 3280000 | 3580000 | 3580000 |
| Total | | | 14501840 | 14050000 | 13550000 | 14512900 | 8520000 | 7729000 |
| 25 | | Subsidies | | | | | | |
| 2511 | | Subsidies to Public Corporations | | | | | | |
| | 520 | Subsidies to non-financial public corporations/ capital | 249555 | 250000 | 250000 | 250000 | 250000 | 250000 |
| Total | | | 249555 | 250000 | 250000 | 250000 | 250000 | 250000 |
| 28 | | Other Expenditures | | | | | | |
| 2822 | | Other Capital Expenditures | | | | | | |
| | 504 | Studies, Research and Consultations | 964749 | 1425000 | 1425000 | 1030000 | 1030000 | 1030000 |
| Total | | | 964749 | 1425000 | 1425000 | 1030000 | 1030000 | 1030000 |
| | | Fixed Assets | | | | | | |
| 31 | | Non-financial Assets | | | | | | |
| 3111 | | Buildings and Constructions | | | | | | |
| | 508 | Works and Constructions | 57520839 | 53492267 | 50992000 | 71895500 | 73587000 | 80886000 |
| Total | | | 57520839 | 53492267 | 50992000 | 71895500 | 73587000 | 80886000 |
| 3112 | | Devices, Machinery and Equipment | | | | | | |
| | 505 | Equipment, Machines and Devices | 538306 | 835000 | 835000 | 430000 | 430000 | 430000 |
| | 506 | Vehicles and Equipment | 85249 | 100000 | 0 | 0 | 0 | 0 |
| Total | | | 623555 | 935000 | 835000 | 430000 | 430000 | 430000 |
| 3122 | | Inventories | | | | | | |
| | 503 | Materials and supplies | 633685 | 825000 | 825000 | 679600 | 670000 | 670000 |
| Total | | | 633685 | 825000 | 825000 | 679600 | 670000 | 670000 |
| 3141 | | Lands | | | | | | |
| | 507 | Lands | 159994 | 0 | 0 | 0 | 0 | 0 |
| Total | | | 159994 | 0 | 0 | 0 | 0 | 0 |
| Total of Chapter | | | 76719018 | 73032267 | 69932000 | 90808000 | 86497000 | 93005000 |

Capital Expenditures According to Program and Projects for the Years 2016 - 2020

Chapter : 2101 Ministry of Public Works and Housing

(In JDs)

| Program 3701 Administration and Support Services | | | | | | | | |
|--|------|--|-------------|----------------|-------------------|----------------|-----------------|-----------------|
| Project | | 002 Supporting the National Building Council projects | | | | | | |
| Fund Source | | 102001 Capital (Treasury) | | | | | | |
| Group | item | Description | Actual 2016 | Estimated 2017 | Re-estimated 2017 | Estimated 2018 | Indicative 2019 | Indicative 2020 |
| 25 | | Subsidies | | | | | | |
| 2511 | | Subsidies to Public Corporations | | | | | | |
| | 520 | Subsidies to non-financial public corporations/ capital | | | | | | |
| | 016 | National building Council | 249555 | 250000 | 250000 | 250000 | 250000 | 250000 |
| | | Total of Item | 249555 | 250000 | 250000 | 250000 | 250000 | 250000 |
| | | Total of Project / Treasury | 249555 | 250000 | 250000 | 250000 | 250000 | 250000 |
| Project | | 004 Establishing the information system for all government buildings | | | | | | |
| Fund Source | | 102001 Capital (Treasury) | | | | | | |
| Group | item | Description | Actual 2016 | Estimated 2017 | Re-estimated 2017 | Estimated 2018 | Indicative 2019 | Indicative 2020 |
| 28 | | Other Expenditures | | | | | | |
| 2822 | | Other Capital Expenditures | | | | | | |
| | 504 | Studies, Research and Consultations | | | | | | |
| | 036 | Various studies | 25000 | 0 | 0 | 0 | 0 | 0 |
| | | Total of Item | 25000 | 0 | 0 | 0 | 0 | 0 |
| | | Total of Project / Treasury | 25000 | 0 | 0 | 0 | 0 | 0 |
| Project | | 005 Application of government buildings administration and sustainability system | | | | | | |
| Fund Source | | 102001 Capital (Treasury) | | | | | | |
| Group | item | Description | Actual 2016 | Estimated 2017 | Re-estimated 2017 | Estimated 2018 | Indicative 2019 | Indicative 2020 |
| 22 | | Use of Goods and Services | | | | | | |
| 2211 | | Use of Goods and Services | | | | | | |
| | 512 | Operating and Sustaining Expenditures | | | | | | |
| | 013 | Services contracts | 55000 | 0 | 0 | 0 | 0 | 0 |
| | | Total of Item | 55000 | 0 | 0 | 0 | 0 | 0 |
| | | Total of Project / Treasury | 55000 | 0 | 0 | 0 | 0 | 0 |
| Total of Program | | | 329555 | 250000 | 250000 | 250000 | 250000 | 250000 |

Capital Expenditures According to Program and Projects for the Years 2016 - 2020

Chapter : 2101 Ministry of Public Works and Housing

(In JDs)

| Program 3705 Roads Maintenance | | | | | | | | |
|--------------------------------|------|--|-------------|----------------|-------------------|----------------|-----------------|-----------------|
| Project | | 001 Roads Maintenance Program Administration Project | | | | | | |
| Fund Source | | 102001 Capital (Treasury) | | | | | | |
| Group | item | Description | Actual 2016 | Estimated 2017 | Re-estimated 2017 | Estimated 2018 | Indicative 2019 | Indicative 2020 |
| 21 | | Compensations of Employees | | | | | | |
| 2111 | | Salaries, Wages and Allowances | | | | | | |
| | 501 | Salaries | | | | | | |
| | 001 | Salaries | 0 | 50000 | 50000 | 25000 | 25000 | 25000 |
| | | Total of Item | 0 | 50000 | 50000 | 25000 | 25000 | 25000 |
| | 502 | Wages | | | | | | |
| | 001 | Wages | 249987 | 835000 | 835000 | 835000 | 835000 | 835000 |
| | 002 | Field Allowance | 469993 | 0 | 0 | 0 | 0 | 0 |
| | 003 | Travel allowance | 174998 | 0 | 0 | 0 | 0 | 0 |
| | | Total of Item | 894978 | 835000 | 835000 | 835000 | 835000 | 835000 |
| 22 | | Use of Goods and Services | | | | | | |
| 2211 | | Use of Goods and Services | | | | | | |
| | 510 | Buildings and facilities repair and maintenance | | | | | | |
| | 008 | Buildings and facilities maintenance | 0 | 25000 | 25000 | 10000 | 10000 | 10000 |
| | | Total of Item | 0 | 25000 | 25000 | 10000 | 10000 | 10000 |
| | 512 | Operating and Sustaining Expenditures | | | | | | |
| | 003 | Water | 29998 | 30000 | 30000 | 0 | 0 | 0 |
| | 004 | Electricity | 259997 | 300000 | 300000 | 0 | 0 | 0 |
| | 005 | Fuels | 800000 | 800000 | 800000 | 0 | 0 | 0 |
| | 008 | Qualifying and training expenses | 724991 | 800000 | 800000 | 700000 | 700000 | 700000 |
| | 141 | Expenditures of sustaining the roads | 0 | 0 | 0 | 700000 | 900000 | 900000 |
| | | Total of Item | 1814986 | 1930000 | 1930000 | 1400000 | 1600000 | 1600000 |
| 28 | | Other Expenditures | | | | | | |
| 2822 | | Other Capital Expenditures | | | | | | |
| | 504 | Studies, Research and Consultations | | | | | | |
| | 017 | Construction studies | 0 | 0 | 0 | 430000 | 430000 | 430000 |
| | 036 | Various studies | 0 | 700000 | 700000 | 0 | 0 | 0 |
| | 999 | n.e.c | 509749 | 0 | 0 | 0 | 0 | 0 |
| | | Total of Item | 509749 | 700000 | 700000 | 430000 | 430000 | 430000 |
| 31 | | Non-financial Assets | | | | | | |
| 3112 | | Devices, Machinery and Equipment | | | | | | |
| | 505 | Equipment, Machines and Devices | | | | | | |
| | 055 | Technical devices | 0 | 125000 | 125000 | 100000 | 100000 | 100000 |
| | 999 | n.e.c | 99982 | 0 | 0 | 0 | 0 | 0 |
| | | Total of Item | 99982 | 125000 | 125000 | 100000 | 100000 | 100000 |
| | | Total of Project / Treasury | 3319695 | 3665000 | 3665000 | 2800000 | 3000000 | 3000000 |
| Project | | 002 Maintenance of Main and traffic-through roads and bridges - In Northern Region | | | | | | |
| Fund Source | | 102001 Capital (Treasury) | | | | | | |
| Group | item | Description | Actual 2016 | Estimated 2017 | Re-estimated 2017 | Estimated 2018 | Indicative 2019 | Indicative 2020 |
| 22 | | Use of Goods and Services | | | | | | |
| 2211 | | Use of Goods and Services | | | | | | |
| | 510 | Buildings and facilities repair and maintenance | | | | | | |
| | 001 | Main roads maintenance | 2900000 | 2350000 | 2350000 | 200000 | 200000 | 200000 |
| | | Total of Item | 2900000 | 2350000 | 2350000 | 200000 | 200000 | 200000 |
| | | Total of Project / Treasury | 2900000 | 2350000 | 2350000 | 200000 | 200000 | 200000 |

Capital Expenditures According to Program and Projects for the Years 2016 - 2020

Chapter : 2101 Ministry of Public Works and Housing

(In JDs)

| Program 3705 Roads Maintenance | | | | | | | | |
|--------------------------------|------|---|-------------|----------------|-------------------|----------------|-----------------|-----------------|
| Project | | 003 Maintenance of main and traffic-through roads and bridges - in Central Region | | | | | | |
| Fund Source | | 102001 Capital (Treasury) | | | | | | |
| Group | item | Description | Actual 2016 | Estimated 2017 | Re-estimated 2017 | Estimated 2018 | Indicative 2019 | Indicative 2020 |
| 22 | | Use of Goods and Services | | | | | | |
| 2211 | | Use of Goods and Services | | | | | | |
| | 510 | Buildings and facilities repair and maintenance | | | | | | |
| | 001 | Main roads maintenance | 2900000 | 1960000 | 1960000 | 200000 | 200000 | 200000 |
| Total of Item | | | 2900000 | 1960000 | 1960000 | 200000 | 200000 | 200000 |
| Total of Project / Treasury | | | 2900000 | 1960000 | 1960000 | 200000 | 200000 | 200000 |
| Project | | 004 Maintenance of main and traffic-through roads and bridges -in Southern Region | | | | | | |
| Fund Source | | 102001 Capital (Treasury) | | | | | | |
| Group | item | Description | Actual 2016 | Estimated 2017 | Re-estimated 2017 | Estimated 2018 | Indicative 2019 | Indicative 2020 |
| 22 | | Use of Goods and Services | | | | | | |
| 2211 | | Use of Goods and Services | | | | | | |
| | 510 | Buildings and facilities repair and maintenance | | | | | | |
| | 001 | Main roads maintenance | 2900000 | 2000000 | 2000000 | 200000 | 200000 | 200000 |
| Total of Item | | | 2900000 | 2000000 | 2000000 | 200000 | 200000 | 200000 |
| Total of Project / Treasury | | | 2900000 | 2000000 | 2000000 | 200000 | 200000 | 200000 |
| Project | | 005 Secondary and rural roads maintenance project | | | | | | |
| Fund Source | | 102001 Capital (Treasury) | | | | | | |
| Group | item | Description | Actual 2016 | Estimated 2017 | Re-estimated 2017 | Estimated 2018 | Indicative 2019 | Indicative 2020 |
| 22 | | Use of Goods and Services | | | | | | |
| 2211 | | Use of Goods and Services | | | | | | |
| | 510 | Buildings and facilities repair and maintenance | | | | | | |
| | 002 | Rural and secondary roads maintenance | 899996 | 1600000 | 1300000 | 200000 | 200000 | 0 |
| Total of Item | | | 899996 | 1600000 | 1300000 | 200000 | 200000 | 0 |
| Total of Project / Treasury | | | 899996 | 1600000 | 1300000 | 200000 | 200000 | 0 |
| Project | | 006 Agricultural Roads Maintenance Project | | | | | | |
| Fund Source | | 102001 Capital (Treasury) | | | | | | |
| Group | item | Description | Actual 2016 | Estimated 2017 | Re-estimated 2017 | Estimated 2018 | Indicative 2019 | Indicative 2020 |
| 22 | | Use of Goods and Services | | | | | | |
| 2211 | | Use of Goods and Services | | | | | | |
| | 510 | Buildings and facilities repair and maintenance | | | | | | |
| | 003 | Agricultural roads maintenance | 899999 | 1600000 | 1600000 | 200000 | 200000 | 0 |
| Total of Item | | | 899999 | 1600000 | 1600000 | 200000 | 200000 | 0 |
| Total of Project / Treasury | | | 899999 | 1600000 | 1600000 | 200000 | 200000 | 0 |
| Project | | 007 Establishing model maintenance stations | | | | | | |
| Fund Source | | 102001 Capital (Treasury) | | | | | | |
| Group | item | Description | Actual 2016 | Estimated 2017 | Re-estimated 2017 | Estimated 2018 | Indicative 2019 | Indicative 2020 |
| 22 | | Use of Goods and Services | | | | | | |
| 2211 | | Use of Goods and Services | | | | | | |
| | 510 | Buildings and facilities repair and maintenance | | | | | | |
| | 999 | n.e.c | 24998 | 0 | 0 | 0 | 0 | 0 |
| Total of Item | | | 24998 | 0 | 0 | 0 | 0 | 0 |
| Total of Project / Treasury | | | 24998 | 0 | 0 | 0 | 0 | 0 |

Capital Expenditures According to Program and Projects for the Years 2016 - 2020

Chapter : 2101 Ministry of Public Works and Housing

(In JDs)

| Program 3705 Roads Maintenance | | | | | | | | |
|--------------------------------|------|--|-----------------|-----------------|-------------------|-----------------|-----------------|-----------------|
| Project | | 701 Purchasing maintenance materials to maintain different roads /Jerash Governorate | | | | | | |
| Fund Source | | 102001 Capital (Treasury) | | | | | | |
| Group | item | Description | Actual 2016 | Estimated 2017 | Re-estimated 2017 | Estimated 2018 | Indicative 2019 | Indicative 2020 |
| 31 | | Non-financial Assets | | | | | | |
| 3122 | | Inventories | | | | | | |
| | 503 | Materials and supplies | | | | | | |
| | 028 | Substances and raw materials | 0 | 0 | 0 | 220000 | 200000 | 200000 |
| | | Total of Item | 0 | 0 | 0 | 220000 | 200000 | 200000 |
| | | Total of Project / Treasury | 0 | 0 | 0 | 220000 | 200000 | 200000 |
| Project | | 702 Improving the agricultural roads in Ajloun governorate | | | | | | |
| Fund Source | | 102001 Capital (Treasury) | | | | | | |
| Group | item | Description | Actual 2016 | Estimated 2017 | Re-estimated 2017 | Estimated 2018 | Indicative 2019 | Indicative 2020 |
| 22 | | Use of Goods and Services | | | | | | |
| 2211 | | Use of Goods and Services | | | | | | |
| | 510 | Buildings and facilities repair and maintenance | | | | | | |
| | 003 | Agricultural roads maintenance | 0 | 0 | 0 | 2152000 | 2000000 | 2000000 |
| | | Total of Item | 0 | 0 | 0 | 2152000 | 2000000 | 2000000 |
| | | Total of Project / Treasury | 0 | 0 | 0 | 2152000 | 2000000 | 2000000 |
| Project | | 703 Maintaining the agricultural roads in the Capital governorate | | | | | | |
| Fund Source | | 102001 Capital (Treasury) | | | | | | |
| Group | item | Description | Actual 2016 | Estimated 2017 | Re-estimated 2017 | Estimated 2018 | Indicative 2019 | Indicative 2020 |
| 22 | | Use of Goods and Services | | | | | | |
| 2211 | | Use of Goods and Services | | | | | | |
| | 510 | Buildings and facilities repair and maintenance | | | | | | |
| | 003 | Agricultural roads maintenance | 0 | 0 | 0 | 310000 | 0 | 0 |
| | | Total of Item | 0 | 0 | 0 | 310000 | 0 | 0 |
| | | Total of Project / Treasury | 0 | 0 | 0 | 310000 | 0 | 0 |
| Project | | 704 Maintaining the secondary and rural roads in the Capital governorate | | | | | | |
| Fund Source | | 102001 Capital (Treasury) | | | | | | |
| Group | item | Description | Actual 2016 | Estimated 2017 | Re-estimated 2017 | Estimated 2018 | Indicative 2019 | Indicative 2020 |
| 22 | | Use of Goods and Services | | | | | | |
| 2211 | | Use of Goods and Services | | | | | | |
| | 510 | Buildings and facilities repair and maintenance | | | | | | |
| | 002 | Rural and secondary roads maintenance | 0 | 0 | 0 | 3687900 | 0 | 0 |
| | | Total of Item | 0 | 0 | 0 | 3687900 | 0 | 0 |
| | | Total of Project / Treasury | 0 | 0 | 0 | 3687900 | 0 | 0 |
| Project | | 705 Maintaining the agricultural roads in the Balqa governorate | | | | | | |
| Fund Source | | 102001 Capital (Treasury) | | | | | | |
| Group | item | Description | Actual 2016 | Estimated 2017 | Re-estimated 2017 | Estimated 2018 | Indicative 2019 | Indicative 2020 |
| 22 | | Use of Goods and Services | | | | | | |
| 2211 | | Use of Goods and Services | | | | | | |
| | 510 | Buildings and facilities repair and maintenance | | | | | | |
| | 003 | Agricultural roads maintenance | 0 | 0 | 0 | 4073000 | 1930000 | 1539000 |
| | | Total of Item | 0 | 0 | 0 | 4073000 | 1930000 | 1539000 |
| | | Total of Project / Treasury | 0 | 0 | 0 | 4073000 | 1930000 | 1539000 |
| Total of Program | | | 13844688 | 13175000 | 12875000 | 14242900 | 8130000 | 7339000 |

Capital Expenditures According to Program and Projects for the Years 2016 - 2020

Chapter : 2101 Ministry of Public Works and Housing

(In JDs)

| Program 3710 Roads Construction | | | | | | | | |
|---------------------------------|------|---|----------------|----------------|-------------------|----------------|-----------------|-----------------|
| Project | | 001 Roads Construction Program Administration Project | | | | | | |
| Fund Source | | 102001 Capital (Treasury) | | | | | | |
| Group | Item | Description | Actual 2016 | Estimated 2017 | Re-estimated 2017 | Estimated 2018 | Indicative 2019 | Indicative 2020 |
| 21 | | Compensations of Employees | | | | | | |
| 2111 | | Salaries, Wages and Allowances | | | | | | |
| | 502 | Wages | | | | | | |
| | 001 | Wages | 0 | 820000 | 820000 | 800000 | 800000 | 800000 |
| | 002 | Field Allowance | 599995 | 0 | 0 | 0 | 0 | 0 |
| | 003 | Travel allowance | 219890 | 0 | 0 | 0 | 0 | 0 |
| | | Total of Item | 819885 | 820000 | 820000 | 800000 | 800000 | 800000 |
| 22 | | Use of Goods and Services | | | | | | |
| 2211 | | Use of Goods and Services | | | | | | |
| | 512 | Operating and Sustaining Expenditures | | | | | | |
| | 003 | Water | 42493 | 30000 | 30000 | 0 | 0 | 0 |
| | 004 | Electricity | 289921 | 200000 | 200000 | 0 | 0 | 0 |
| | 005 | Fuels | 350000 | 700000 | 500000 | 0 | 0 | 0 |
| | 065 | Various activities | 500000 | 600000 | 600000 | 0 | 0 | 0 |
| | 118 | Payment of claims | 699447 | 700000 | 700000 | 650000 | 650000 | 650000 |
| | 141 | Expenditures of sustaining the roads | 0 | 0 | 0 | 900000 | 1000000 | 1000000 |
| | | Total of Item | 1881861 | 2230000 | 2030000 | 1550000 | 1650000 | 1650000 |
| 28 | | Other Expenditures | | | | | | |
| 2822 | | Other Capital Expenditures | | | | | | |
| | 504 | Studies, Research and Consultations | | | | | | |
| | 001 | Roads studies | 350000 | 400000 | 400000 | 350000 | 350000 | 350000 |
| | | Total of Item | 350000 | 400000 | 400000 | 350000 | 350000 | 350000 |
| 31 | | Non-financial Assets | | | | | | |
| 3112 | | Devices, Machinery and Equipment | | | | | | |
| | 505 | Equipment, Machines and Devices | | | | | | |
| | 055 | Technical devices | 0 | 550000 | 550000 | 200000 | 200000 | 200000 |
| | 999 | n.e.c | 399984 | 0 | 0 | 0 | 0 | 0 |
| | | Total of Item | 399984 | 550000 | 550000 | 200000 | 200000 | 200000 |
| | 506 | Vehicles and Equipment | | | | | | |
| | 014 | Heavy equipment | 85249 | 100000 | 0 | 0 | 0 | 0 |
| | | Total of Item | 85249 | 100000 | 0 | 0 | 0 | 0 |
| 3122 | | Inventories | | | | | | |
| | 503 | Materials and supplies | | | | | | |
| | 019 | Spare parts supplies | 399998 | 600000 | 600000 | 234600 | 245000 | 245000 |
| | | Total of Item | 399998 | 600000 | 600000 | 234600 | 245000 | 245000 |
| 3141 | | Lands | | | | | | |
| | 507 | Lands | | | | | | |
| | 001 | Lands expropriation and purchase | 159994 | 0 | 0 | 0 | 0 | 0 |
| | | Total of Item | 159994 | 0 | 0 | 0 | 0 | 0 |
| | | Total of Project / Treasury | 4096971 | 4700000 | 4400000 | 3134600 | 3245000 | 3245000 |

Capital Expenditures According to Program and Projects for the Years 2016 - 2020

Chapter : 2101 Ministry of Public Works and Housing

(In JDs)

| Program 3710 Roads Construction | | | | | | | | |
|------------------------------------|------|--|----------------|----------------|-------------------|----------------|-----------------|-----------------|
| Project | | 002 Road Traffic Safety | | | | | | |
| Fund Source | | 102001 Capital (Treasury) | | | | | | |
| Group | item | Description | Actual 2016 | Estimated 2017 | Re-estimated 2017 | Estimated 2018 | Indicative 2019 | Indicative 2020 |
| 31 | | Non-financial Assets | | | | | | |
| 3111 | | Buildings and Constructions | | | | | | |
| | 508 | Works and Constructions | | | | | | |
| | 040 | Constructions | 0 | 2800000 | 1800000 | 1000000 | 1000000 | 1000000 |
| | 999 | n.e.c | 2850000 | 0 | 0 | 0 | 0 | 0 |
| Total of Item | | | 2850000 | 2800000 | 1800000 | 1000000 | 1000000 | 1000000 |
| Total of Project / Treasury | | | 2850000 | 2800000 | 1800000 | 1000000 | 1000000 | 1000000 |
| Project | | 003 Establishing and improving rural and secondary roads | | | | | | |
| Fund Source | | 102001 Capital (Treasury) | | | | | | |
| Group | item | Description | Actual 2016 | Estimated 2017 | Re-estimated 2017 | Estimated 2018 | Indicative 2019 | Indicative 2020 |
| 31 | | Non-financial Assets | | | | | | |
| 3111 | | Buildings and Constructions | | | | | | |
| | 508 | Works and Constructions | | | | | | |
| | 002 | Rural and secondary roads construction | 7057398 | 2676000 | 2676000 | 200000 | 0 | 0 |
| Total of Item | | | 7057398 | 2676000 | 2676000 | 200000 | 0 | 0 |
| Total of Project / Treasury | | | 7057398 | 2676000 | 2676000 | 200000 | 0 | 0 |
| Project | | 004 Agricultural Roads | | | | | | |
| Fund Source | | 102001 Capital (Treasury) | | | | | | |
| Group | item | Description | Actual 2016 | Estimated 2017 | Re-estimated 2017 | Estimated 2018 | Indicative 2019 | Indicative 2020 |
| 31 | | Non-financial Assets | | | | | | |
| 3111 | | Buildings and Constructions | | | | | | |
| | 508 | Works and Constructions | | | | | | |
| | 003 | Agricultural roads construction | 4749993 | 2676267 | 2676000 | 200000 | 0 | 0 |
| Total of Item | | | 4749993 | 2676267 | 2676000 | 200000 | 0 | 0 |
| Total of Project / Treasury | | | 4749993 | 2676267 | 2676000 | 200000 | 0 | 0 |
| Project | | 006 Establishing and Enhancing the Outlet Roads | | | | | | |
| Fund Source | | 102001 Capital (Treasury) | | | | | | |
| Group | item | Description | Actual 2016 | Estimated 2017 | Re-estimated 2017 | Estimated 2018 | Indicative 2019 | Indicative 2020 |
| 31 | | Non-financial Assets | | | | | | |
| 3111 | | Buildings and Constructions | | | | | | |
| | 508 | Works and Constructions | | | | | | |
| | 001 | Establishing main roads | 1849999 | 1300000 | 1300000 | 250000 | 250000 | 250000 |
| Total of Item | | | 1849999 | 1300000 | 1300000 | 250000 | 250000 | 250000 |
| Total of Project / Treasury | | | 1849999 | 1300000 | 1300000 | 250000 | 250000 | 250000 |
| Project | | 011 Establishing Mafraq- Safawi Road | | | | | | |
| Fund Source | | 102001 Capital (Treasury) | | | | | | |
| Group | item | Description | Actual 2016 | Estimated 2017 | Re-estimated 2017 | Estimated 2018 | Indicative 2019 | Indicative 2020 |
| 31 | | Non-financial Assets | | | | | | |
| 3111 | | Buildings and Constructions | | | | | | |
| | 508 | Works and Constructions | | | | | | |
| | 001 | Establishing main roads | 0 | 125000 | 125000 | 400000 | 1000000 | 1000000 |
| Total of Item | | | 0 | 125000 | 125000 | 400000 | 1000000 | 1000000 |
| Total of Project / Treasury | | | 0 | 125000 | 125000 | 400000 | 1000000 | 1000000 |

Capital Expenditures According to Program and Projects for the Years 2016 - 2020

Chapter : 2101 Ministry of Public Works and Housing

(In JDs)

| Program 3710 Roads Construction | | | | | | | | |
|---------------------------------|------|---|-------------|----------------|-------------------|----------------|-----------------|-----------------|
| Project | | 014 Completing Al- Karak/ Al-Qatraneh Road including Al- Karak entrance | | | | | | |
| Fund Source | | 102001 Capital (Treasury) | | | | | | |
| Group | item | Description | Actual 2016 | Estimated 2017 | Re-estimated 2017 | Estimated 2018 | Indicative 2019 | Indicative 2020 |
| 31 | | Non-financial Assets | | | | | | |
| 3111 | | Buildings and Constructions | | | | | | |
| | 508 | Works and Constructions | | | | | | |
| | 001 | Establishing main roads | 699996 | 900000 | 900000 | 400000 | 0 | 0 |
| Total of Item | | | 699996 | 900000 | 900000 | 400000 | 0 | 0 |
| Total of Project / Treasury | | | 699996 | 900000 | 900000 | 400000 | 0 | 0 |
| Project | | 015 Completing Salt Ring Road/ Second Part | | | | | | |
| Fund Source | | 102001 Capital (Treasury) | | | | | | |
| Group | item | Description | Actual 2016 | Estimated 2017 | Re-estimated 2017 | Estimated 2018 | Indicative 2019 | Indicative 2020 |
| 31 | | Non-financial Assets | | | | | | |
| 3111 | | Buildings and Constructions | | | | | | |
| | 508 | Works and Constructions | | | | | | |
| | 001 | Establishing main roads | 4999993 | 4630000 | 3330000 | 2000000 | 2000000 | 2000000 |
| Total of Item | | | 4999993 | 4630000 | 3330000 | 2000000 | 2000000 | 2000000 |
| Total of Project / Treasury | | | 4999993 | 4630000 | 3330000 | 2000000 | 2000000 | 2000000 |
| Project | | 023 Improving intersections on Amman - Zarqa Highway | | | | | | |
| Fund Source | | 102001 Capital (Treasury) | | | | | | |
| Group | item | Description | Actual 2016 | Estimated 2017 | Re-estimated 2017 | Estimated 2018 | Indicative 2019 | Indicative 2020 |
| 31 | | Non-financial Assets | | | | | | |
| 3111 | | Buildings and Constructions | | | | | | |
| | 508 | Works and Constructions | | | | | | |
| | 001 | Establishing main roads | 200000 | 450000 | 450000 | 0 | 0 | 0 |
| Total of Item | | | 200000 | 450000 | 450000 | 0 | 0 | 0 |
| Total of Project / Treasury | | | 200000 | 450000 | 450000 | 0 | 0 | 0 |
| Project | | 026 Implementing Zarqa- Berain Road | | | | | | |
| Fund Source | | 102001 Capital (Treasury) | | | | | | |
| Group | item | Description | Actual 2016 | Estimated 2017 | Re-estimated 2017 | Estimated 2018 | Indicative 2019 | Indicative 2020 |
| 31 | | Non-financial Assets | | | | | | |
| 3111 | | Buildings and Constructions | | | | | | |
| | 508 | Works and Constructions | | | | | | |
| | 001 | Establishing main roads | 2350000 | 1900000 | 1900000 | 900000 | 1250000 | 1250000 |
| Total of Item | | | 2350000 | 1900000 | 1900000 | 900000 | 1250000 | 1250000 |
| Total of Project / Treasury | | | 2350000 | 1900000 | 1900000 | 900000 | 1250000 | 1250000 |
| Project | | 035 Completing Queen Alia International Airport road /second stage | | | | | | |
| Fund Source | | 102001 Capital (Treasury) | | | | | | |
| Group | item | Description | Actual 2016 | Estimated 2017 | Re-estimated 2017 | Estimated 2018 | Indicative 2019 | Indicative 2020 |
| 31 | | Non-financial Assets | | | | | | |
| 3111 | | Buildings and Constructions | | | | | | |
| | 508 | Works and Constructions | | | | | | |
| | 001 | Establishing main roads | 199997 | 360000 | 360000 | 200000 | 0 | 0 |
| Total of Item | | | 199997 | 360000 | 360000 | 200000 | 0 | 0 |
| Total of Project / Treasury | | | 199997 | 360000 | 360000 | 200000 | 0 | 0 |

Capital Expenditures According to Program and Projects for the Years 2016 - 2020

Chapter : 2101 Ministry of Public Works and Housing

(In JDs)

| Program 3710 Roads Construction | | | | | | | | |
|---------------------------------|------|--|-------------|----------------|-------------------|----------------|-----------------|-----------------|
| Project | | 037 Kathraba- Jordan Valley Road | | | | | | |
| Fund Source | | 102001 Capital (Treasury) | | | | | | |
| Group | item | Description | Actual 2016 | Estimated 2017 | Re-estimated 2017 | Estimated 2018 | Indicative 2019 | Indicative 2020 |
| 31 | | Non-financial Assets | | | | | | |
| 3111 | | Buildings and Constructions | | | | | | |
| | 508 | Works and Constructions | | | | | | |
| | 001 | Establishing main roads | 1999999 | 2700000 | 2700000 | 1000000 | 2000000 | 2000000 |
| Total of Item | | | 1999999 | 2700000 | 2700000 | 1000000 | 2000000 | 2000000 |
| Total of Project / Treasury | | | 1999999 | 2700000 | 2700000 | 1000000 | 2000000 | 2000000 |
| Project | | 038 Lighting the main and open ended roads | | | | | | |
| Fund Source | | 102001 Capital (Treasury) | | | | | | |
| Group | item | Description | Actual 2016 | Estimated 2017 | Re-estimated 2017 | Estimated 2018 | Indicative 2019 | Indicative 2020 |
| 31 | | Non-financial Assets | | | | | | |
| 3111 | | Buildings and Constructions | | | | | | |
| | 508 | Works and Constructions | | | | | | |
| | 001 | Establishing main roads | 2899998 | 3200000 | 3000000 | 1000000 | 1000000 | 1000000 |
| Total of Item | | | 2899998 | 3200000 | 3000000 | 1000000 | 1000000 | 1000000 |
| Total of Project / Treasury | | | 2899998 | 3200000 | 3000000 | 1000000 | 1000000 | 1000000 |
| Project | | 040 Irbid Ring Road | | | | | | |
| Fund Source | | 102001 Capital (Treasury) | | | | | | |
| Group | item | Description | Actual 2016 | Estimated 2017 | Re-estimated 2017 | Estimated 2018 | Indicative 2019 | Indicative 2020 |
| 31 | | Non-financial Assets | | | | | | |
| 3111 | | Buildings and Constructions | | | | | | |
| | 508 | Works and Constructions | | | | | | |
| | 001 | Establishing main roads | 5000000 | 4630000 | 4630000 | 2000000 | 2000000 | 2000000 |
| Total of Item | | | 5000000 | 4630000 | 4630000 | 2000000 | 2000000 | 2000000 |
| Total of Project / Treasury | | | 5000000 | 4630000 | 4630000 | 2000000 | 2000000 | 2000000 |
| Project | | 048 Madaba Ring Road | | | | | | |
| Fund Source | | 102001 Capital (Treasury) | | | | | | |
| Group | item | Description | Actual 2016 | Estimated 2017 | Re-estimated 2017 | Estimated 2018 | Indicative 2019 | Indicative 2020 |
| 31 | | Non-financial Assets | | | | | | |
| 3111 | | Buildings and Constructions | | | | | | |
| | 508 | Works and Constructions | | | | | | |
| | 001 | Establishing main roads | 55600 | 180000 | 180000 | 0 | 0 | 0 |
| Total of Item | | | 55600 | 180000 | 180000 | 0 | 0 | 0 |
| Total of Project / Treasury | | | 55600 | 180000 | 180000 | 0 | 0 | 0 |
| Project | | 053 Salt - Jordan Valley Road | | | | | | |
| Fund Source | | 102001 Capital (Treasury) | | | | | | |
| Group | item | Description | Actual 2016 | Estimated 2017 | Re-estimated 2017 | Estimated 2018 | Indicative 2019 | Indicative 2020 |
| 31 | | Non-financial Assets | | | | | | |
| 3111 | | Buildings and Constructions | | | | | | |
| | 508 | Works and Constructions | | | | | | |
| | 001 | Establishing main roads | 50000 | 180000 | 180000 | 100000 | 400000 | 500000 |
| Total of Item | | | 50000 | 180000 | 180000 | 100000 | 400000 | 500000 |
| Total of Project / Treasury | | | 50000 | 180000 | 180000 | 100000 | 400000 | 500000 |

Capital Expenditures According to Program and Projects for the Years 2016 - 2020

Chapter : 2101 Ministry of Public Works and Housing

(In JDs)

| Program 3710 Roads Construction | | | | | | | | |
|---------------------------------|------|--|-------------|----------------|-------------------|----------------|-----------------|-----------------|
| Project | | 054 Rehabilitating Sahrawi (Desert) Road (Amman -Ras Al-Naqab) | | | | | | |
| Fund Source | | 102001 Capital (Treasury) | | | | | | |
| Group | item | Description | Actual 2016 | Estimated 2017 | Re-estimated 2017 | Estimated 2018 | Indicative 2019 | Indicative 2020 |
| 31 | | Non-financial Assets | | | | | | |
| 3111 | | Buildings and Constructions | | | | | | |
| | 508 | Works and Constructions | | | | | | |
| | 001 | Establishing main roads | 1000000 | 900000 | 900000 | 0 | 0 | 0 |
| Total of Item | | | 1000000 | 900000 | 900000 | 0 | 0 | 0 |
| Total of Project / Treasury | | | 1000000 | 900000 | 900000 | 0 | 0 | 0 |
| Project | | 055 Rehabilitating bridges and water installations | | | | | | |
| Fund Source | | 102001 Capital (Treasury) | | | | | | |
| Group | item | Description | Actual 2016 | Estimated 2017 | Re-estimated 2017 | Estimated 2018 | Indicative 2019 | Indicative 2020 |
| 31 | | Non-financial Assets | | | | | | |
| 3111 | | Buildings and Constructions | | | | | | |
| | 508 | Works and Constructions | | | | | | |
| | 001 | Establishing main roads | 199998 | 450000 | 450000 | 250000 | 250000 | 250000 |
| Total of Item | | | 199998 | 450000 | 450000 | 250000 | 250000 | 250000 |
| Total of Project / Treasury | | | 199998 | 450000 | 450000 | 250000 | 250000 | 250000 |
| Project | | 056 Establishing Karama - 'Era Road | | | | | | |
| Fund Source | | 102001 Capital (Treasury) | | | | | | |
| Group | item | Description | Actual 2016 | Estimated 2017 | Re-estimated 2017 | Estimated 2018 | Indicative 2019 | Indicative 2020 |
| 31 | | Non-financial Assets | | | | | | |
| 3111 | | Buildings and Constructions | | | | | | |
| | 508 | Works and Constructions | | | | | | |
| | 001 | Establishing main roads | 49999 | 0 | 0 | 0 | 0 | 0 |
| Total of Item | | | 49999 | 0 | 0 | 0 | 0 | 0 |
| Total of Project / Treasury | | | 49999 | 0 | 0 | 0 | 0 | 0 |
| Project | | 058 Re-establishing areas of slidings on Amman - Jerash Road | | | | | | |
| Fund Source | | 102001 Capital (Treasury) | | | | | | |
| Group | item | Description | Actual 2016 | Estimated 2017 | Re-estimated 2017 | Estimated 2018 | Indicative 2019 | Indicative 2020 |
| 31 | | Non-financial Assets | | | | | | |
| 3111 | | Buildings and Constructions | | | | | | |
| | 508 | Works and Constructions | | | | | | |
| | 001 | Establishing main roads | 0 | 90000 | 90000 | 600000 | 600000 | 600000 |
| Total of Item | | | 0 | 90000 | 90000 | 600000 | 600000 | 600000 |
| Total of Project / Treasury | | | 0 | 90000 | 90000 | 600000 | 600000 | 600000 |
| Project | | 062 Implementing Shoumar Bridge/ Zarqa | | | | | | |
| Fund Source | | 102001 Capital (Treasury) | | | | | | |
| Group | item | Description | Actual 2016 | Estimated 2017 | Re-estimated 2017 | Estimated 2018 | Indicative 2019 | Indicative 2020 |
| 31 | | Non-financial Assets | | | | | | |
| 3111 | | Buildings and Constructions | | | | | | |
| | 508 | Works and Constructions | | | | | | |
| | 001 | Establishing main roads | 1999998 | 1800000 | 1800000 | 1000000 | 1000000 | 500000 |
| Total of Item | | | 1999998 | 1800000 | 1800000 | 1000000 | 1000000 | 500000 |
| Total of Project / Treasury | | | 1999998 | 1800000 | 1800000 | 1000000 | 1000000 | 500000 |

Capital Expenditures According to Program and Projects for the Years 2016 - 2020

Chapter : 2101 Ministry of Public Works and Housing

(In JDs)

| Program 3710 Roads Construction | | | | | | | | |
|---------------------------------|------|---|-------------|----------------|-------------------|----------------|-----------------|-----------------|
| Project | | 063 Improving the Royal Road/ Karak and Tafileh | | | | | | |
| Fund Source | | 102001 Capital (Treasury) | | | | | | |
| Group | item | Description | Actual 2016 | Estimated 2017 | Re-estimated 2017 | Estimated 2018 | Indicative 2019 | Indicative 2020 |
| 31 | | Non-financial Assets | | | | | | |
| 3111 | | Buildings and Constructions | | | | | | |
| | 508 | Works and Constructions | | | | | | |
| | 001 | Establishing main roads | 300000 | 450000 | 450000 | 900000 | 1000000 | 1000000 |
| Total of Item | | | 300000 | 450000 | 450000 | 900000 | 1000000 | 1000000 |
| Total of Project / Treasury | | | 300000 | 450000 | 450000 | 900000 | 1000000 | 1000000 |
| Project | | 075 Al-Korah- Irbid Road | | | | | | |
| Fund Source | | 102001 Capital (Treasury) | | | | | | |
| Group | item | Description | Actual 2016 | Estimated 2017 | Re-estimated 2017 | Estimated 2018 | Indicative 2019 | Indicative 2020 |
| 31 | | Non-financial Assets | | | | | | |
| 3111 | | Buildings and Constructions | | | | | | |
| | 508 | Works and Constructions | | | | | | |
| | 001 | Establishing main roads | 900000 | 1350000 | 1350000 | 900000 | 900000 | 900000 |
| Total of Item | | | 900000 | 1350000 | 1350000 | 900000 | 900000 | 900000 |
| Total of Project / Treasury | | | 900000 | 1350000 | 1350000 | 900000 | 900000 | 900000 |
| Project | | 078 Traffic intersections in the Center, North and South | | | | | | |
| Fund Source | | 102001 Capital (Treasury) | | | | | | |
| Group | item | Description | Actual 2016 | Estimated 2017 | Re-estimated 2017 | Estimated 2018 | Indicative 2019 | Indicative 2020 |
| 31 | | Non-financial Assets | | | | | | |
| 3111 | | Buildings and Constructions | | | | | | |
| | 508 | Works and Constructions | | | | | | |
| | 001 | Establishing main roads | 1500000 | 950000 | 950000 | 250000 | 250000 | 0 |
| Total of Item | | | 1500000 | 950000 | 950000 | 250000 | 250000 | 0 |
| Total of Project / Treasury | | | 1500000 | 950000 | 950000 | 250000 | 250000 | 0 |
| Project | | 080 Expanding and completing Fheis/ Baccalaureate Road | | | | | | |
| Fund Source | | 102001 Capital (Treasury) | | | | | | |
| Group | item | Description | Actual 2016 | Estimated 2017 | Re-estimated 2017 | Estimated 2018 | Indicative 2019 | Indicative 2020 |
| 31 | | Non-financial Assets | | | | | | |
| 3111 | | Buildings and Constructions | | | | | | |
| | 508 | Works and Constructions | | | | | | |
| | 001 | Establishing main roads | 500000 | 450000 | 450000 | 350000 | 0 | 0 |
| Total of Item | | | 500000 | 450000 | 450000 | 350000 | 0 | 0 |
| Total of Project / Treasury | | | 500000 | 450000 | 450000 | 350000 | 0 | 0 |
| Project | | 081 Establishing Wadi Al Shajarah tunnel and bridge /Salt | | | | | | |
| Fund Source | | 102001 Capital (Treasury) | | | | | | |
| Group | item | Description | Actual 2016 | Estimated 2017 | Re-estimated 2017 | Estimated 2018 | Indicative 2019 | Indicative 2020 |
| 31 | | Non-financial Assets | | | | | | |
| 3111 | | Buildings and Constructions | | | | | | |
| | 508 | Works and Constructions | | | | | | |
| | 001 | Establishing main roads | 2000000 | 450000 | 450000 | 500000 | 0 | 0 |
| Total of Item | | | 2000000 | 450000 | 450000 | 500000 | 0 | 0 |
| Total of Project / Treasury | | | 2000000 | 450000 | 450000 | 500000 | 0 | 0 |

Capital Expenditures According to Program and Projects for the Years 2016 - 2020

Chapter : 2101 Ministry of Public Works and Housing

(In JDs)

| Program 3710 Roads Construction | | | | | | | | |
|---------------------------------|------|---|-------------|----------------|-------------------|----------------|-----------------|-----------------|
| Project | | 082 Implementing the 2nd phase of Ein Janah/ Souf Road | | | | | | |
| Fund Source | | 102001 Capital (Treasury) | | | | | | |
| Group | item | Description | Actual 2016 | Estimated 2017 | Re-estimated 2017 | Estimated 2018 | Indicative 2019 | Indicative 2020 |
| 31 | | Non-financial Assets | | | | | | |
| 3111 | | Buildings and Constructions | | | | | | |
| | 508 | Works and Constructions | | | | | | |
| | 001 | Establishing main roads | 0 | 180000 | 180000 | 0 | 0 | 0 |
| | 002 | Rural and secondary roads construction | 450000 | 0 | 0 | 0 | 0 | 0 |
| | | Total of Item | 450000 | 180000 | 180000 | 0 | 0 | 0 |
| | | Total of Project / Treasury | 450000 | 180000 | 180000 | 0 | 0 | 0 |
| Project | | 083 Re-establishing Northern Shouneh / Al-Manshyah/ Waqas Road | | | | | | |
| Fund Source | | 102001 Capital (Treasury) | | | | | | |
| Group | item | Description | Actual 2016 | Estimated 2017 | Re-estimated 2017 | Estimated 2018 | Indicative 2019 | Indicative 2020 |
| 31 | | Non-financial Assets | | | | | | |
| 3111 | | Buildings and Constructions | | | | | | |
| | 508 | Works and Constructions | | | | | | |
| | 001 | Establishing main roads | 1699879 | 2250000 | 2250000 | 800000 | 1000000 | 1000000 |
| | | Total of Item | 1699879 | 2250000 | 2250000 | 800000 | 1000000 | 1000000 |
| | | Total of Project / Treasury | 1699879 | 2250000 | 2250000 | 800000 | 1000000 | 1000000 |
| Project | | 085 Al-Bishriyeh/ Azraq Road | | | | | | |
| Fund Source | | 102001 Capital (Treasury) | | | | | | |
| Group | item | Description | Actual 2016 | Estimated 2017 | Re-estimated 2017 | Estimated 2018 | Indicative 2019 | Indicative 2020 |
| 31 | | Non-financial Assets | | | | | | |
| 3111 | | Buildings and Constructions | | | | | | |
| | 508 | Works and Constructions | | | | | | |
| | 001 | Establishing main roads | 899992 | 900000 | 900000 | 700000 | 750000 | 500000 |
| | | Total of Item | 899992 | 900000 | 900000 | 700000 | 750000 | 500000 |
| | | Total of Project / Treasury | 899992 | 900000 | 900000 | 700000 | 750000 | 500000 |
| Project | | 090 Southern Shouneh road / Al-Kafrain intersection/ Al-Ramah intersection | | | | | | |
| Fund Source | | 102001 Capital (Treasury) | | | | | | |
| Group | item | Description | Actual 2016 | Estimated 2017 | Re-estimated 2017 | Estimated 2018 | Indicative 2019 | Indicative 2020 |
| 31 | | Non-financial Assets | | | | | | |
| 3111 | | Buildings and Constructions | | | | | | |
| | 508 | Works and Constructions | | | | | | |
| | 001 | Establishing main roads | 1900000 | 2250000 | 2250000 | 1000000 | 1500000 | 1500000 |
| | | Total of Item | 1900000 | 2250000 | 2250000 | 1000000 | 1500000 | 1500000 |
| | | Total of Project / Treasury | 1900000 | 2250000 | 2250000 | 1000000 | 1500000 | 1500000 |
| Project | | 091 Al- Mashta palace road leading to Queen Alia International Airport/ air freight | | | | | | |
| Fund Source | | 102001 Capital (Treasury) | | | | | | |
| Group | item | Description | Actual 2016 | Estimated 2017 | Re-estimated 2017 | Estimated 2018 | Indicative 2019 | Indicative 2020 |
| 31 | | Non-financial Assets | | | | | | |
| 3111 | | Buildings and Constructions | | | | | | |
| | 508 | Works and Constructions | | | | | | |
| | 001 | Establishing main roads | 0 | 300000 | 300000 | 100000 | 650000 | 650000 |
| | | Total of Item | 0 | 300000 | 300000 | 100000 | 650000 | 650000 |
| | | Total of Project / Treasury | 0 | 300000 | 300000 | 100000 | 650000 | 650000 |

Capital Expenditures According to Program and Projects for the Years 2016 - 2020

Chapter : 2101 Ministry of Public Works and Housing

(In JDs)

| Program 3710 Roads Construction | | | | | | | | |
|---------------------------------|------|---|-------------|----------------|-------------------|----------------|-----------------|-----------------|
| Project | | 093 Expanding and maintaining the Refinery Road/ Zarqa | | | | | | |
| Fund Source | | 102001 Capital (Treasury) | | | | | | |
| Group | item | Description | Actual 2016 | Estimated 2017 | Re-estimated 2017 | Estimated 2018 | Indicative 2019 | Indicative 2020 |
| 31 | | Non-financial Assets | | | | | | |
| 3111 | | Buildings and Constructions | | | | | | |
| | 508 | Works and Constructions | | | | | | |
| | 001 | Establishing main roads | 899693 | 720000 | 720000 | 500000 | 500000 | 500000 |
| | | Total of Item | 899693 | 720000 | 720000 | 500000 | 500000 | 500000 |
| | | Total of Project / Treasury | 899693 | 720000 | 720000 | 500000 | 500000 | 500000 |
| Project | | 094 Mafraq/ Khaledeyh/ Saaydeh Road | | | | | | |
| Fund Source | | 102001 Capital (Treasury) | | | | | | |
| Group | item | Description | Actual 2016 | Estimated 2017 | Re-estimated 2017 | Estimated 2018 | Indicative 2019 | Indicative 2020 |
| 31 | | Non-financial Assets | | | | | | |
| 3111 | | Buildings and Constructions | | | | | | |
| | 508 | Works and Constructions | | | | | | |
| | 001 | Establishing main roads | 0 | 35000 | 35000 | 100000 | 1000000 | 1000000 |
| | | Total of Item | 0 | 35000 | 35000 | 100000 | 1000000 | 1000000 |
| | | Total of Project / Treasury | 0 | 35000 | 35000 | 100000 | 1000000 | 1000000 |
| Project | | 099 Linking Balqa Governorate with Jerash and Ajloun Governorates | | | | | | |
| Fund Source | | 102001 Capital (Treasury) | | | | | | |
| Group | item | Description | Actual 2016 | Estimated 2017 | Re-estimated 2017 | Estimated 2018 | Indicative 2019 | Indicative 2020 |
| 31 | | Non-financial Assets | | | | | | |
| 3111 | | Buildings and Constructions | | | | | | |
| | 508 | Works and Constructions | | | | | | |
| | 001 | Establishing main roads | 349998 | 720000 | 720000 | 500000 | 1500000 | 1500000 |
| | | Total of Item | 349998 | 720000 | 720000 | 500000 | 1500000 | 1500000 |
| | | Total of Project / Treasury | 349998 | 720000 | 720000 | 500000 | 1500000 | 1500000 |
| Project | | 100 Namlah / Wadi Araba Road at the level of a rural road | | | | | | |
| Fund Source | | 102001 Capital (Treasury) | | | | | | |
| Group | item | Description | Actual 2016 | Estimated 2017 | Re-estimated 2017 | Estimated 2018 | Indicative 2019 | Indicative 2020 |
| 31 | | Non-financial Assets | | | | | | |
| 3111 | | Buildings and Constructions | | | | | | |
| | 508 | Works and Constructions | | | | | | |
| | 001 | Establishing main roads | 699999 | 720000 | 720000 | 100000 | 0 | 0 |
| | | Total of Item | 699999 | 720000 | 720000 | 100000 | 0 | 0 |
| | | Total of Project / Treasury | 699999 | 720000 | 720000 | 100000 | 0 | 0 |
| Project | | 115 Expanding and maintaining Rhab / Mafraq Road | | | | | | |
| Fund Source | | 102001 Capital (Treasury) | | | | | | |
| Group | item | Description | Actual 2016 | Estimated 2017 | Re-estimated 2017 | Estimated 2018 | Indicative 2019 | Indicative 2020 |
| 31 | | Non-financial Assets | | | | | | |
| 3111 | | Buildings and Constructions | | | | | | |
| | 508 | Works and Constructions | | | | | | |
| | 001 | Establishing main roads | 900000 | 720000 | 720000 | 500000 | 1000000 | 1000000 |
| | | Total of Item | 900000 | 720000 | 720000 | 500000 | 1000000 | 1000000 |
| | | Total of Project / Treasury | 900000 | 720000 | 720000 | 500000 | 1000000 | 1000000 |

Capital Expenditures According to Program and Projects for the Years 2016 - 2020

Chapter : 2101 Ministry of Public Works and Housing

(In JDs)

| Program 3710 Roads Construction | | | | | | | | |
|---------------------------------|------|---|-------------|----------------|-------------------|----------------|-----------------|-----------------|
| Project | | 120 Culture/ Irbid Roundabout Intersection | | | | | | |
| Fund Source | | 102001 Capital (Treasury) | | | | | | |
| Group | item | Description | Actual 2016 | Estimated 2017 | Re-estimated 2017 | Estimated 2018 | Indicative 2019 | Indicative 2020 |
| 31 | | Non-financial Assets | | | | | | |
| 3111 | | Buildings and Constructions | | | | | | |
| | 508 | Works and Constructions | | | | | | |
| | 001 | Establishing main roads | 449999 | 1350000 | 1350000 | 800000 | 1000000 | 1000000 |
| Total of Item | | | 449999 | 1350000 | 1350000 | 800000 | 1000000 | 1000000 |
| Total of Project / Treasury | | | 449999 | 1350000 | 1350000 | 800000 | 1000000 | 1000000 |
| Project | | 122 Umm Al-Amad- Finan Road | | | | | | |
| Fund Source | | 102001 Capital (Treasury) | | | | | | |
| Group | item | Description | Actual 2016 | Estimated 2017 | Re-estimated 2017 | Estimated 2018 | Indicative 2019 | Indicative 2020 |
| 31 | | Non-financial Assets | | | | | | |
| 3111 | | Buildings and Constructions | | | | | | |
| | 508 | Works and Constructions | | | | | | |
| | 001 | Establishing main roads | 36998 | 450000 | 450000 | 800000 | 1240000 | 1140000 |
| Total of Item | | | 36998 | 450000 | 450000 | 800000 | 1240000 | 1140000 |
| Total of Project / Treasury | | | 36998 | 450000 | 450000 | 800000 | 1240000 | 1140000 |
| Project | | 123 Strategic road to connect north of the Kingdom by a road parallel to Amman/ Jerash Road | | | | | | |
| Fund Source | | 102001 Capital (Treasury) | | | | | | |
| Group | item | Description | Actual 2016 | Estimated 2017 | Re-estimated 2017 | Estimated 2018 | Indicative 2019 | Indicative 2020 |
| 31 | | Non-financial Assets | | | | | | |
| 3111 | | Buildings and Constructions | | | | | | |
| | 508 | Works and Constructions | | | | | | |
| | 001 | Establishing main roads | 0 | 130000 | 130000 | 100000 | 1000000 | 1000000 |
| Total of Item | | | 0 | 130000 | 130000 | 100000 | 1000000 | 1000000 |
| Total of Project / Treasury | | | 0 | 130000 | 130000 | 100000 | 1000000 | 1000000 |
| Project | | 124 Tal Al-Musamma - Al-Rukban Road | | | | | | |
| Fund Source | | 102001 Capital (Treasury) | | | | | | |
| Group | item | Description | Actual 2016 | Estimated 2017 | Re-estimated 2017 | Estimated 2018 | Indicative 2019 | Indicative 2020 |
| 31 | | Non-financial Assets | | | | | | |
| 3111 | | Buildings and Constructions | | | | | | |
| | 508 | Works and Constructions | | | | | | |
| | 001 | Establishing main roads | 0 | 130000 | 130000 | 100000 | 1000000 | 500000 |
| Total of Item | | | 0 | 130000 | 130000 | 100000 | 1000000 | 500000 |
| Total of Project / Treasury | | | 0 | 130000 | 130000 | 100000 | 1000000 | 500000 |
| Project | | 126 Improving the entrance of Ayy District / Karak | | | | | | |
| Fund Source | | 102001 Capital (Treasury) | | | | | | |
| Group | item | Description | Actual 2016 | Estimated 2017 | Re-estimated 2017 | Estimated 2018 | Indicative 2019 | Indicative 2020 |
| 31 | | Non-financial Assets | | | | | | |
| 3111 | | Buildings and Constructions | | | | | | |
| | 508 | Works and Constructions | | | | | | |
| | 001 | Establishing main roads | 0 | 300000 | 300000 | 300000 | 1000000 | 1000000 |
| Total of Item | | | 0 | 300000 | 300000 | 300000 | 1000000 | 1000000 |
| Total of Project / Treasury | | | 0 | 300000 | 300000 | 300000 | 1000000 | 1000000 |

Capital Expenditures According to Program and Projects for the Years 2016 - 2020

Chapter : 2101 Ministry of Public Works and Housing

(In JDs)

| Program 3710 Roads Construction | | | | | | | | |
|---------------------------------|------|---|-------------|----------------|-------------------|----------------|-----------------|-----------------|
| Project | | 127 Implementing Al-Sahaba tunnel on the road of Queen Alia International Airport | | | | | | |
| Fund Source | | 102001 Capital (Treasury) | | | | | | |
| Group | item | Description | Actual 2016 | Estimated 2017 | Re-estimated 2017 | Estimated 2018 | Indicative 2019 | Indicative 2020 |
| 31 | | Non-financial Assets | | | | | | |
| 3111 | | Buildings and Constructions | | | | | | |
| | 508 | Works and Constructions | | | | | | |
| | 001 | Establishing main roads | 0 | 600000 | 600000 | 800000 | 0 | 0 |
| Total of Item | | | 0 | 600000 | 600000 | 800000 | 0 | 0 |
| Total of Project / Treasury | | | 0 | 600000 | 600000 | 800000 | 0 | 0 |
| Project | | 128 Alamqh Al-Husainya Road | | | | | | |
| Fund Source | | 102001 Capital (Treasury) | | | | | | |
| Group | item | Description | Actual 2016 | Estimated 2017 | Re-estimated 2017 | Estimated 2018 | Indicative 2019 | Indicative 2020 |
| 31 | | Non-financial Assets | | | | | | |
| 3111 | | Buildings and Constructions | | | | | | |
| | 508 | Works and Constructions | | | | | | |
| | 001 | Establishing main roads | 0 | 300000 | 300000 | 450000 | 500000 | 500000 |
| Total of Item | | | 0 | 300000 | 300000 | 450000 | 500000 | 500000 |
| Total of Project / Treasury | | | 0 | 300000 | 300000 | 450000 | 500000 | 500000 |
| Project | | 130 Rehabilitating the bridges located on Swemeh road /Al Zarah / Ghour Haditha | | | | | | |
| Fund Source | | 102001 Capital (Treasury) | | | | | | |
| Group | item | Description | Actual 2016 | Estimated 2017 | Re-estimated 2017 | Estimated 2018 | Indicative 2019 | Indicative 2020 |
| 31 | | Non-financial Assets | | | | | | |
| 3111 | | Buildings and Constructions | | | | | | |
| | 508 | Works and Constructions | | | | | | |
| | 001 | Establishing main roads | 0 | 0 | 0 | 1000000 | 1000000 | 1000000 |
| Total of Item | | | 0 | 0 | 0 | 1000000 | 1000000 | 1000000 |
| Total of Project / Treasury | | | 0 | 0 | 0 | 1000000 | 1000000 | 1000000 |
| Project | | 701 Establishing and improving the agricultural roads in Irbid governorate | | | | | | |
| Fund Source | | 102001 Capital (Treasury) | | | | | | |
| Group | item | Description | Actual 2016 | Estimated 2017 | Re-estimated 2017 | Estimated 2018 | Indicative 2019 | Indicative 2020 |
| 31 | | Non-financial Assets | | | | | | |
| 3111 | | Buildings and Constructions | | | | | | |
| | 508 | Works and Constructions | | | | | | |
| | 003 | Agricultural roads construction | 0 | 0 | 0 | 3234000 | 2562000 | 2242000 |
| Total of Item | | | 0 | 0 | 0 | 3234000 | 2562000 | 2242000 |
| Total of Project / Treasury | | | 0 | 0 | 0 | 3234000 | 2562000 | 2242000 |
| Project | | 702 Establishing and improving the rural and secondary roads in Irbid governorate | | | | | | |
| Fund Source | | 102001 Capital (Treasury) | | | | | | |
| Group | item | Description | Actual 2016 | Estimated 2017 | Re-estimated 2017 | Estimated 2018 | Indicative 2019 | Indicative 2020 |
| 31 | | Non-financial Assets | | | | | | |
| 3111 | | Buildings and Constructions | | | | | | |
| | 508 | Works and Constructions | | | | | | |
| | 002 | Rural and secondary roads construction | 0 | 0 | 0 | 740000 | 1361000 | 1956000 |
| Total of Item | | | 0 | 0 | 0 | 740000 | 1361000 | 1956000 |
| Total of Project / Treasury | | | 0 | 0 | 0 | 740000 | 1361000 | 1956000 |

Capital Expenditures According to Program and Projects for the Years 2016 - 2020

Chapter : 2101 Ministry of Public Works and Housing

(In JDs)

| Program 3710 Roads Construction | | | | | | | | |
|---------------------------------|------|--|-------------|----------------|-------------------|----------------|-----------------|-----------------|
| Project | | 703 Establishing and improving the rural and secondary roads in Mafraq governorate | | | | | | |
| Fund Source | | 102001 Capital (Treasury) | | | | | | |
| Group | item | Description | Actual 2016 | Estimated 2017 | Re-estimated 2017 | Estimated 2018 | Indicative 2019 | Indicative 2020 |
| 31 | | Non-financial Assets | | | | | | |
| 3111 | | Buildings and Constructions | | | | | | |
| | 508 | Works and Constructions | | | | | | |
| | 002 | Rural and secondary roads construction | 0 | 0 | 0 | 2300000 | 350000 | 350000 |
| | | Total of Item | 0 | 0 | 0 | 2300000 | 350000 | 350000 |
| | | Total of Project / Treasury | 0 | 0 | 0 | 2300000 | 350000 | 350000 |
| Project | | 704 Establishing and improving the agricultural roads in Mafraq governorate | | | | | | |
| Fund Source | | 102001 Capital (Treasury) | | | | | | |
| Group | item | Description | Actual 2016 | Estimated 2017 | Re-estimated 2017 | Estimated 2018 | Indicative 2019 | Indicative 2020 |
| 31 | | Non-financial Assets | | | | | | |
| 3111 | | Buildings and Constructions | | | | | | |
| | 508 | Works and Constructions | | | | | | |
| | 003 | Agricultural roads construction | 0 | 0 | 0 | 1400000 | 1950000 | 1950000 |
| | | Total of Item | 0 | 0 | 0 | 1400000 | 1950000 | 1950000 |
| | | Total of Project / Treasury | 0 | 0 | 0 | 1400000 | 1950000 | 1950000 |
| Project | | 705 Constructing and re-establishing an agricultural roads / Jerash governorate | | | | | | |
| Fund Source | | 102001 Capital (Treasury) | | | | | | |
| Group | item | Description | Actual 2016 | Estimated 2017 | Re-estimated 2017 | Estimated 2018 | Indicative 2019 | Indicative 2020 |
| 31 | | Non-financial Assets | | | | | | |
| 3111 | | Buildings and Constructions | | | | | | |
| | 508 | Works and Constructions | | | | | | |
| | 003 | Agricultural roads construction | 0 | 0 | 0 | 2000000 | 2000000 | 2000000 |
| | | Total of Item | 0 | 0 | 0 | 2000000 | 2000000 | 2000000 |
| | | Total of Project / Treasury | 0 | 0 | 0 | 2000000 | 2000000 | 2000000 |
| Project | | 706 Establishing and improving the rural and secondary roads in Jerash governorate | | | | | | |
| Fund Source | | 102001 Capital (Treasury) | | | | | | |
| Group | item | Description | Actual 2016 | Estimated 2017 | Re-estimated 2017 | Estimated 2018 | Indicative 2019 | Indicative 2020 |
| 31 | | Non-financial Assets | | | | | | |
| 3111 | | Buildings and Constructions | | | | | | |
| | 508 | Works and Constructions | | | | | | |
| | 002 | Rural and secondary roads construction | 0 | 0 | 0 | 1400000 | 1200000 | 700000 |
| | | Total of Item | 0 | 0 | 0 | 1400000 | 1200000 | 700000 |
| | | Total of Project / Treasury | 0 | 0 | 0 | 1400000 | 1200000 | 700000 |
| Project | | 707 Establishing the agricultural roads in Ajloun governorate | | | | | | |
| Fund Source | | 102001 Capital (Treasury) | | | | | | |
| Group | item | Description | Actual 2016 | Estimated 2017 | Re-estimated 2017 | Estimated 2018 | Indicative 2019 | Indicative 2020 |
| 31 | | Non-financial Assets | | | | | | |
| 3111 | | Buildings and Constructions | | | | | | |
| | 508 | Works and Constructions | | | | | | |
| | 003 | Agricultural roads construction | 0 | 0 | 0 | 1404000 | 1400000 | 1400000 |
| | | Total of Item | 0 | 0 | 0 | 1404000 | 1400000 | 1400000 |
| | | Total of Project / Treasury | 0 | 0 | 0 | 1404000 | 1400000 | 1400000 |

Capital Expenditures According to Program and Projects for the Years 2016 - 2020

Chapter : 2101 Ministry of Public Works and Housing

(In JDs)

| Program 3710 Roads Construction | | | | | | | | |
|---------------------------------|------|---|-------------|----------------|-------------------|----------------|-----------------|-----------------|
| Project | | 708 Establishing and improving the rural and secondary roads in Ajloun governorate | | | | | | |
| Fund Source | | 102001 Capital (Treasury) | | | | | | |
| Group | item | Description | Actual 2016 | Estimated 2017 | Re-estimated 2017 | Estimated 2018 | Indicative 2019 | Indicative 2020 |
| 31 | | Non-financial Assets | | | | | | |
| 3111 | | Buildings and Constructions | | | | | | |
| | 508 | Works and Constructions | | | | | | |
| | 002 | Rural and secondary roads construction | 0 | 0 | 0 | 1085000 | 1085000 | 1085000 |
| | | Total of Item | 0 | 0 | 0 | 1085000 | 1085000 | 1085000 |
| | | Total of Project / Treasury | 0 | 0 | 0 | 1085000 | 1085000 | 1085000 |
| Project | | 709 Establishing and improving the rural and secondary roads in the Capital governorate | | | | | | |
| Fund Source | | 102001 Capital (Treasury) | | | | | | |
| Group | item | Description | Actual 2016 | Estimated 2017 | Re-estimated 2017 | Estimated 2018 | Indicative 2019 | Indicative 2020 |
| 31 | | Non-financial Assets | | | | | | |
| 3111 | | Buildings and Constructions | | | | | | |
| | 508 | Works and Constructions | | | | | | |
| | 002 | Rural and secondary roads construction | 0 | 0 | 0 | 1055000 | 350000 | 6400000 |
| | | Total of Item | 0 | 0 | 0 | 1055000 | 350000 | 6400000 |
| | | Total of Project / Treasury | 0 | 0 | 0 | 1055000 | 350000 | 6400000 |
| Project | | 710 Road traffic safety in the capital governorate | | | | | | |
| Fund Source | | 102001 Capital (Treasury) | | | | | | |
| Group | item | Description | Actual 2016 | Estimated 2017 | Re-estimated 2017 | Estimated 2018 | Indicative 2019 | Indicative 2020 |
| 31 | | Non-financial Assets | | | | | | |
| 3111 | | Buildings and Constructions | | | | | | |
| | 508 | Works and Constructions | | | | | | |
| | 040 | Constructions | 0 | 0 | 0 | 2985000 | 520000 | 300000 |
| | | Total of Item | 0 | 0 | 0 | 2985000 | 520000 | 300000 |
| | | Total of Project / Treasury | 0 | 0 | 0 | 2985000 | 520000 | 300000 |
| Project | | 711 Establishing and improving the rural and secondary roads in Balq'a governorate | | | | | | |
| Fund Source | | 102001 Capital (Treasury) | | | | | | |
| Group | item | Description | Actual 2016 | Estimated 2017 | Re-estimated 2017 | Estimated 2018 | Indicative 2019 | Indicative 2020 |
| 31 | | Non-financial Assets | | | | | | |
| 3111 | | Buildings and Constructions | | | | | | |
| | 508 | Works and Constructions | | | | | | |
| | 002 | Rural and secondary roads construction | 0 | 0 | 0 | 695000 | 779000 | 468000 |
| | | Total of Item | 0 | 0 | 0 | 695000 | 779000 | 468000 |
| | | Total of Project / Treasury | 0 | 0 | 0 | 695000 | 779000 | 468000 |
| Project | | 712 Road traffic safety in Balq'a governorate | | | | | | |
| Fund Source | | 102001 Capital (Treasury) | | | | | | |
| Group | item | Description | Actual 2016 | Estimated 2017 | Re-estimated 2017 | Estimated 2018 | Indicative 2019 | Indicative 2020 |
| 31 | | Non-financial Assets | | | | | | |
| 3111 | | Buildings and Constructions | | | | | | |
| | 508 | Works and Constructions | | | | | | |
| | 040 | Constructions | 0 | 0 | 0 | 160000 | 70000 | 70000 |
| | | Total of Item | 0 | 0 | 0 | 160000 | 70000 | 70000 |
| | | Total of Project / Treasury | 0 | 0 | 0 | 160000 | 70000 | 70000 |

Capital Expenditures According to Program and Projects for the Years 2016 - 2020

Chapter : 2101 Ministry of Public Works and Housing

(In JDs)

| Program 3710 Roads Construction | | | | | | | | |
|---------------------------------|------|--|-------------|----------------|-------------------|----------------|-----------------|-----------------|
| Project | | 713 Establishing and improving the agricultural roads in Zarqa governorate | | | | | | |
| Fund Source | | 102001 Capital (Treasury) | | | | | | |
| Group | item | Description | Actual 2016 | Estimated 2017 | Re-estimated 2017 | Estimated 2018 | Indicative 2019 | Indicative 2020 |
| 31 | | Non-financial Assets | | | | | | |
| 3111 | | Buildings and Constructions | | | | | | |
| | 508 | Works and Constructions | | | | | | |
| | 003 | Agricultural roads construction | 0 | 0 | 0 | 1800000 | 2025000 | 2375000 |
| | | Total of Item | 0 | 0 | 0 | 1800000 | 2025000 | 2375000 |
| | | Total of Project / Treasury | 0 | 0 | 0 | 1800000 | 2025000 | 2375000 |
| Project | | 714 Establishing and improving the rural and secondary roads in Zarqa governorate | | | | | | |
| Fund Source | | 102001 Capital (Treasury) | | | | | | |
| Group | item | Description | Actual 2016 | Estimated 2017 | Re-estimated 2017 | Estimated 2018 | Indicative 2019 | Indicative 2020 |
| 31 | | Non-financial Assets | | | | | | |
| 3111 | | Buildings and Constructions | | | | | | |
| | 508 | Works and Constructions | | | | | | |
| | 002 | Rural and secondary roads construction | 0 | 0 | 0 | 3240000 | 4140000 | 4370000 |
| | | Total of Item | 0 | 0 | 0 | 3240000 | 4140000 | 4370000 |
| | | Total of Project / Treasury | 0 | 0 | 0 | 3240000 | 4140000 | 4370000 |
| Project | | 715 Road traffic safety in Zarqa governorate | | | | | | |
| Fund Source | | 102001 Capital (Treasury) | | | | | | |
| Group | item | Description | Actual 2016 | Estimated 2017 | Re-estimated 2017 | Estimated 2018 | Indicative 2019 | Indicative 2020 |
| 31 | | Non-financial Assets | | | | | | |
| 3111 | | Buildings and Constructions | | | | | | |
| | 508 | Works and Constructions | | | | | | |
| | 040 | Constructions | 0 | 0 | 0 | 548000 | 525000 | 550000 |
| | | Total of Item | 0 | 0 | 0 | 548000 | 525000 | 550000 |
| | | Total of Project / Treasury | 0 | 0 | 0 | 548000 | 525000 | 550000 |
| Project | | 716 Establishing and improving the agricultural roads in Ma'daba governorate | | | | | | |
| Fund Source | | 102001 Capital (Treasury) | | | | | | |
| Group | item | Description | Actual 2016 | Estimated 2017 | Re-estimated 2017 | Estimated 2018 | Indicative 2019 | Indicative 2020 |
| 31 | | Non-financial Assets | | | | | | |
| 3111 | | Buildings and Constructions | | | | | | |
| | 508 | Works and Constructions | | | | | | |
| | 003 | Agricultural roads construction | 0 | 0 | 0 | 3127000 | 3850000 | 3850000 |
| | | Total of Item | 0 | 0 | 0 | 3127000 | 3850000 | 3850000 |
| | | Total of Project / Treasury | 0 | 0 | 0 | 3127000 | 3850000 | 3850000 |
| Project | | 717 Establishing and improving the rural and agricultural roads in Karak governorate | | | | | | |
| Fund Source | | 102001 Capital (Treasury) | | | | | | |
| Group | item | Description | Actual 2016 | Estimated 2017 | Re-estimated 2017 | Estimated 2018 | Indicative 2019 | Indicative 2020 |
| 31 | | Non-financial Assets | | | | | | |
| 3111 | | Buildings and Constructions | | | | | | |
| | 508 | Works and Constructions | | | | | | |
| | 002 | Rural and secondary roads construction | 0 | 0 | 0 | 4100000 | 600000 | 600000 |
| | | Total of Item | 0 | 0 | 0 | 4100000 | 600000 | 600000 |
| | | Total of Project / Treasury | 0 | 0 | 0 | 4100000 | 600000 | 600000 |

Capital Expenditures According to Program and Projects for the Years 2016 - 2020

Chapter : 2101 Ministry of Public Works and Housing

(In JDs)

| Program 3710 Roads Construction | | | | | | | | |
|---------------------------------|------|---|-------------|----------------|-------------------|----------------|-----------------|-----------------|
| Project | | 718 Establishing and improving the rural and secondary roads in Ma'an governorate | | | | | | |
| Fund Source | | 102001 Capital (Treasury) | | | | | | |
| Group | item | Description | Actual 2016 | Estimated 2017 | Re-estimated 2017 | Estimated 2018 | Indicative 2019 | Indicative 2020 |
| 31 | | Non-financial Assets | | | | | | |
| 3111 | | Buildings and Constructions | | | | | | |
| | 508 | Works and Constructions | | | | | | |
| | 002 | Rural and secondary roads construction | 0 | 0 | 0 | 4237500 | 3170000 | 3710000 |
| | | Total of Item | 0 | 0 | 0 | 4237500 | 3170000 | 3710000 |
| | | Total of Project / Treasury | 0 | 0 | 0 | 4237500 | 3170000 | 3710000 |
| Project | | 719 Establishing and improving the agricultural roads in Ma'an governorate | | | | | | |
| Fund Source | | 102001 Capital (Treasury) | | | | | | |
| Group | item | Description | Actual 2016 | Estimated 2017 | Re-estimated 2017 | Estimated 2018 | Indicative 2019 | Indicative 2020 |
| 31 | | Non-financial Assets | | | | | | |
| 3111 | | Buildings and Constructions | | | | | | |
| | 508 | Works and Constructions | | | | | | |
| | 003 | Agricultural roads construction | 0 | 0 | 0 | 240000 | 0 | 0 |
| | | Total of Item | 0 | 0 | 0 | 240000 | 0 | 0 |
| | | Total of Project / Treasury | 0 | 0 | 0 | 240000 | 0 | 0 |
| Project | | 720 Establishing and improving the rural and secondary roads in Tafileh governorate | | | | | | |
| Fund Source | | 102001 Capital (Treasury) | | | | | | |
| Group | item | Description | Actual 2016 | Estimated 2017 | Re-estimated 2017 | Estimated 2018 | Indicative 2019 | Indicative 2020 |
| 31 | | Non-financial Assets | | | | | | |
| 3111 | | Buildings and Constructions | | | | | | |
| | 508 | Works and Constructions | | | | | | |
| | 002 | Rural and secondary roads construction | 0 | 0 | 0 | 3775000 | 1050000 | 820000 |
| | | Total of Item | 0 | 0 | 0 | 3775000 | 1050000 | 820000 |
| | | Total of Project / Treasury | 0 | 0 | 0 | 3775000 | 1050000 | 820000 |
| Project | | 721 Establishing and improving the agricultural roads in Tafileh governorate | | | | | | |
| Fund Source | | 102001 Capital (Treasury) | | | | | | |
| Group | item | Description | Actual 2016 | Estimated 2017 | Re-estimated 2017 | Estimated 2018 | Indicative 2019 | Indicative 2020 |
| 31 | | Non-financial Assets | | | | | | |
| 3111 | | Buildings and Constructions | | | | | | |
| | 508 | Works and Constructions | | | | | | |
| | 003 | Agricultural roads construction | 0 | 0 | 0 | 175000 | 70000 | 0 |
| | | Total of Item | 0 | 0 | 0 | 175000 | 70000 | 0 |
| | | Total of Project / Treasury | 0 | 0 | 0 | 175000 | 70000 | 0 |
| Project | | 722 Road traffic safety in Tafileh governorate | | | | | | |
| Fund Source | | 102001 Capital (Treasury) | | | | | | |
| Group | item | Description | Actual 2016 | Estimated 2017 | Re-estimated 2017 | Estimated 2018 | Indicative 2019 | Indicative 2020 |
| 31 | | Non-financial Assets | | | | | | |
| 3111 | | Buildings and Constructions | | | | | | |
| | 508 | Works and Constructions | | | | | | |
| | 040 | Constructions | 0 | 0 | 0 | 50000 | 1000000 | 2000000 |
| | | Total of Item | 0 | 0 | 0 | 50000 | 1000000 | 2000000 |
| | | Total of Project / Treasury | 0 | 0 | 0 | 50000 | 1000000 | 2000000 |

Capital Expenditures According to Program and Projects for the Years 2016 - 2020

Chapter : 2101 Ministry of Public Works and Housing

(In JDs)

| Program 3710 Roads Construction | | | | | | | | |
|---------------------------------|------|---|-----------------|-----------------|-------------------|-----------------|-----------------|-----------------|
| Project | | 723 Establishing and improving the rural and secondary roads in Aqaba governorate | | | | | | |
| Fund Source | | 102001 Capital (Treasury) | | | | | | |
| Group | item | Description | Actual 2016 | Estimated 2017 | Re-estimated 2017 | Estimated 2018 | Indicative 2019 | Indicative 2020 |
| 31 | | Non-financial Assets | | | | | | |
| 3111 | | Buildings and Constructions | | | | | | |
| | 508 | Works and Constructions | | | | | | |
| | 002 | Rural and secondary roads construction | 0 | 0 | 0 | 2445000 | 4060000 | 4030000 |
| | | Total of Item | 0 | 0 | 0 | 2445000 | 4060000 | 4030000 |
| | | Total of Project / Treasury | 0 | 0 | 0 | 2445000 | 4060000 | 4030000 |
| Project | | 724 Establishing and improving the agricultural roads in Aqaba governorate | | | | | | |
| Fund Source | | 102001 Capital (Treasury) | | | | | | |
| Group | item | Description | Actual 2016 | Estimated 2017 | Re-estimated 2017 | Estimated 2018 | Indicative 2019 | Indicative 2020 |
| 31 | | Non-financial Assets | | | | | | |
| 3111 | | Buildings and Constructions | | | | | | |
| | 508 | Works and Constructions | | | | | | |
| | 003 | Agricultural roads construction | 0 | 0 | 0 | 60000 | 560000 | 540000 |
| | | Total of Item | 0 | 0 | 0 | 60000 | 560000 | 540000 |
| | | Total of Project / Treasury | 0 | 0 | 0 | 60000 | 560000 | 540000 |
| Project | | 725 Wadi Arabah road expansion to reach main road level / Aqaba governorate | | | | | | |
| Fund Source | | 102001 Capital (Treasury) | | | | | | |
| Group | item | Description | Actual 2016 | Estimated 2017 | Re-estimated 2017 | Estimated 2018 | Indicative 2019 | Indicative 2020 |
| 31 | | Non-financial Assets | | | | | | |
| 3111 | | Buildings and Constructions | | | | | | |
| | 508 | Works and Constructions | | | | | | |
| | 001 | Establishing main roads | 0 | 0 | 0 | 200000 | 4000000 | 5800000 |
| | | Total of Item | 0 | 0 | 0 | 200000 | 4000000 | 5800000 |
| | | Total of Project / Treasury | 0 | 0 | 0 | 200000 | 4000000 | 5800000 |
| Project | | 726 Lighting the streets of villages' Aqaba governorate with solar energy / Aqaba governorate | | | | | | |
| Fund Source | | 102001 Capital (Treasury) | | | | | | |
| Group | item | Description | Actual 2016 | Estimated 2017 | Re-estimated 2017 | Estimated 2018 | Indicative 2019 | Indicative 2020 |
| 31 | | Non-financial Assets | | | | | | |
| 3111 | | Buildings and Constructions | | | | | | |
| | 508 | Works and Constructions | | | | | | |
| | 028 | Construction of lighting for roads and yards | 0 | 0 | 0 | 1000000 | 0 | 0 |
| | | Total of Item | 0 | 0 | 0 | 1000000 | 0 | 0 |
| | | Total of Project / Treasury | 0 | 0 | 0 | 1000000 | 0 | 0 |
| Project | | 727 Expanding and paving of Netal Road Sofa Triangle / Ma'daba / Ma'daba Governorate | | | | | | |
| Fund Source | | 102001 Capital (Treasury) | | | | | | |
| Group | item | Description | Actual 2016 | Estimated 2017 | Re-estimated 2017 | Estimated 2018 | Indicative 2019 | Indicative 2020 |
| 31 | | Non-financial Assets | | | | | | |
| 3111 | | Buildings and Constructions | | | | | | |
| | 508 | Works and Constructions | | | | | | |
| | 002 | Rural and secondary roads construction | 0 | 0 | 0 | 200000 | 0 | 0 |
| | | Total of Item | 0 | 0 | 0 | 200000 | 0 | 0 |
| | | Total of Project / Treasury | 0 | 0 | 0 | 200000 | 0 | 0 |
| Total of Program | | | 55796497 | 52352267 | 49552000 | 69840100 | 71462000 | 78851000 |

Capital Expenditures According to Program and Projects for the Years 2016 - 2020

Chapter : 2101 Ministry of Public Works and Housing

(In JDs)

| Program 3905 Buildings | | | | | | | | |
|------------------------|------|--|--------------------|----------------|-------------------|----------------|-----------------|-----------------|
| Project | | 001 Buildings Program Administration Project | | | | | | |
| Fund Source | | 102001 | Capital (Treasury) | | | | | |
| Group | item | Description | Actual 2016 | Estimated 2017 | Re-estimated 2017 | Estimated 2018 | Indicative 2019 | Indicative 2020 |
| 21 | | Compensations of Employees | | | | | | |
| 2111 | | Salaries, Wages and Allowances | | | | | | |
| | 502 | Wages | | | | | | |
| | 001 | Wages | 0 | 350000 | 350000 | 350000 | 350000 | 350000 |
| | 002 | Field Allowance | 199997 | 0 | 0 | 0 | 0 | 0 |
| | 003 | Travel allowance | 149941 | 0 | 0 | 0 | 0 | 0 |
| | | Total of Item | 349938 | 350000 | 350000 | 350000 | 350000 | 350000 |
| 22 | | Use of Goods and Services | | | | | | |
| 2211 | | Use of Goods and Services | | | | | | |
| | 512 | Operating and Sustaining Expenditures | | | | | | |
| | 013 | Services contracts | 225000 | 255000 | 255000 | 250000 | 250000 | 250000 |
| | 036 | Computerization and automation operations expenses | 0 | 100000 | 100000 | 80000 | 80000 | 80000 |
| | | Total of Item | 225000 | 355000 | 355000 | 330000 | 330000 | 330000 |
| 28 | | Other Expenditures | | | | | | |
| 2822 | | Other Capital Expenditures | | | | | | |
| | 504 | Studies, Research and Consultations | | | | | | |
| | 017 | Construction studies | 0 | 0 | 0 | 250000 | 250000 | 250000 |
| | 036 | Various studies | 80000 | 325000 | 325000 | 0 | 0 | 0 |
| | | Total of Item | 80000 | 325000 | 325000 | 250000 | 250000 | 250000 |
| 31 | | Non-financial Assets | | | | | | |
| 3112 | | Devices, Machinery and Equipment | | | | | | |
| | 505 | Equipment, Machines and Devices | | | | | | |
| | 001 | Computers and accessories | 38340 | 110000 | 110000 | 80000 | 80000 | 80000 |
| | 008 | Survey devices | 0 | 20000 | 20000 | 20000 | 20000 | 20000 |
| | 068 | Solar cells generating the electric energy | 0 | 30000 | 30000 | 30000 | 30000 | 30000 |
| | | Total of Item | 38340 | 160000 | 160000 | 130000 | 130000 | 130000 |
| 3122 | | Inventories | | | | | | |
| | 503 | Materials and supplies | | | | | | |
| | 001 | Computer supplies and accessories | 124991 | 125000 | 125000 | 125000 | 125000 | 125000 |
| | 019 | Spare parts supplies | 0 | 100000 | 100000 | 100000 | 100000 | 100000 |
| | 999 | n.e.c | 108696 | 0 | 0 | 0 | 0 | 0 |
| | | Total of Item | 233687 | 225000 | 225000 | 225000 | 225000 | 225000 |
| | | Total of Project / Treasury | 926965 | 1415000 | 1415000 | 1285000 | 1285000 | 1285000 |
| Project | | 002 Furnishings for the Prime Ministry building and the hospitality building and other works | | | | | | |
| Fund Source | | 102001 | Capital (Treasury) | | | | | |
| Group | item | Description | Actual 2016 | Estimated 2017 | Re-estimated 2017 | Estimated 2018 | Indicative 2019 | Indicative 2020 |
| 31 | | Non-financial Assets | | | | | | |
| 3111 | | Buildings and Constructions | | | | | | |
| | 508 | Works and Constructions | | | | | | |
| | 040 | Constructions | 0 | 350000 | 350000 | 350000 | 350000 | 350000 |
| | 999 | n.e.c | 349119 | 0 | 0 | 0 | 0 | 0 |
| | | Total of Item | 349119 | 350000 | 350000 | 350000 | 350000 | 350000 |
| | | Total of Project / Treasury | 349119 | 350000 | 350000 | 350000 | 350000 | 350000 |

Capital Expenditures According to Program and Projects for the Years 2016 - 2020

Chapter : 2101 Ministry of Public Works and Housing

(In JDs)

| Program 3905 Buildings | | | | | | | | |
|------------------------|------|--|-------------|----------------|-------------------|----------------|-----------------|-----------------|
| Project | | 003 Completing the Works and Mechanics Directorate buildings | | | | | | |
| Fund Source | | 102001 Capital (Treasury) | | | | | | |
| Group | item | Description | Actual 2016 | Estimated 2017 | Re-estimated 2017 | Estimated 2018 | Indicative 2019 | Indicative 2020 |
| 31 | | Non-financial Assets | | | | | | |
| 3111 | | Buildings and Constructions | | | | | | |
| | 508 | Works and Constructions | | | | | | |
| | 013 | Buildings construction | 0 | 90000 | 90000 | 0 | 0 | 0 |
| | | Total of Item | 0 | 90000 | 90000 | 0 | 0 | 0 |
| | | Total of Project / Treasury | 0 | 90000 | 90000 | 0 | 0 | 0 |
| Project | | 006 Sustaining the maintenance and modernization of borders centers. | | | | | | |
| Fund Source | | 102001 Capital (Treasury) | | | | | | |
| Group | item | Description | Actual 2016 | Estimated 2017 | Re-estimated 2017 | Estimated 2018 | Indicative 2019 | Indicative 2020 |
| 31 | | Non-financial Assets | | | | | | |
| 3111 | | Buildings and Constructions | | | | | | |
| | 508 | Works and Constructions | | | | | | |
| | 040 | Constructions | 0 | 3600000 | 3600000 | 3500000 | 3500000 | 3500000 |
| | 999 | n.e.c | 3897392 | 0 | 0 | 0 | 0 | 0 |
| | | Total of Item | 3897392 | 3600000 | 3600000 | 3500000 | 3500000 | 3500000 |
| | | Total of Project / Treasury | 3897392 | 3600000 | 3600000 | 3500000 | 3500000 | 3500000 |
| Project | | 008 Urban Villages Project | | | | | | |
| Fund Source | | 102001 Capital (Treasury) | | | | | | |
| Group | item | Description | Actual 2016 | Estimated 2017 | Re-estimated 2017 | Estimated 2018 | Indicative 2019 | Indicative 2020 |
| 31 | | Non-financial Assets | | | | | | |
| 3111 | | Buildings and Constructions | | | | | | |
| | 508 | Works and Constructions | | | | | | |
| | 013 | Buildings construction | 0 | 720000 | 720000 | 250000 | 250000 | 250000 |
| | 999 | n.e.c | 949961 | 0 | 0 | 0 | 0 | 0 |
| | | Total of Item | 949961 | 720000 | 720000 | 250000 | 250000 | 250000 |
| | | Total of Project / Treasury | 949961 | 720000 | 720000 | 250000 | 250000 | 250000 |
| Project | | 009 Housing for poor families | | | | | | |
| Fund Source | | 102001 Capital (Treasury) | | | | | | |
| Group | item | Description | Actual 2016 | Estimated 2017 | Re-estimated 2017 | Estimated 2018 | Indicative 2019 | Indicative 2020 |
| 31 | | Non-financial Assets | | | | | | |
| 3111 | | Buildings and Constructions | | | | | | |
| | 508 | Works and Constructions | | | | | | |
| | 013 | Buildings construction | 250000 | 450000 | 450000 | 200000 | 200000 | 200000 |
| | | Total of Item | 250000 | 450000 | 450000 | 200000 | 200000 | 200000 |
| | | Total of Project / Treasury | 250000 | 450000 | 450000 | 200000 | 200000 | 200000 |
| Project | | 010 Sustaining and maintaining Jordan Museum | | | | | | |
| Fund Source | | 102001 Capital (Treasury) | | | | | | |
| Group | item | Description | Actual 2016 | Estimated 2017 | Re-estimated 2017 | Estimated 2018 | Indicative 2019 | Indicative 2020 |
| 31 | | Non-financial Assets | | | | | | |
| 3111 | | Buildings and Constructions | | | | | | |
| | 508 | Works and Constructions | | | | | | |
| | 013 | Buildings construction | 199998 | 180000 | 180000 | 180000 | 180000 | 180000 |
| | | Total of Item | 199998 | 180000 | 180000 | 180000 | 180000 | 180000 |
| | | Total of Project / Treasury | 199998 | 180000 | 180000 | 180000 | 180000 | 180000 |

Capital Expenditures According to Program and Projects for the Years 2016 - 2020

Chapter : 2101 Ministry of Public Works and Housing

(In JDs)

| Program 3905 Buildings | | | | | | | | |
|-----------------------------|------|---|-------------|----------------|-------------------|----------------|-----------------|-----------------|
| Project | | 011 Maintaining various buildings and areas | | | | | | |
| Fund Source | | 102001 Capital (Treasury) | | | | | | |
| Group | item | Description | Actual 2016 | Estimated 2017 | Re-estimated 2017 | Estimated 2018 | Indicative 2019 | Indicative 2020 |
| 31 | | Non-financial Assets | | | | | | |
| 3111 | | Buildings and Constructions | | | | | | |
| | 508 | Works and Constructions | | | | | | |
| | 013 | Buildings construction | 174843 | 450000 | 450000 | 200000 | 200000 | 200000 |
| Total of Item | | | 174843 | 450000 | 450000 | 200000 | 200000 | 200000 |
| Total of Project / Treasury | | | 174843 | 450000 | 450000 | 200000 | 200000 | 200000 |
| Project | | 701 Establishing a building for buildings directorate / Balqa Governorate | | | | | | |
| Fund Source | | 102001 Capital (Treasury) | | | | | | |
| Group | item | Description | Actual 2016 | Estimated 2017 | Re-estimated 2017 | Estimated 2018 | Indicative 2019 | Indicative 2020 |
| 31 | | Non-financial Assets | | | | | | |
| 3111 | | Buildings and Constructions | | | | | | |
| | 508 | Works and Constructions | | | | | | |
| | 013 | Buildings construction | 0 | 0 | 0 | 200000 | 400000 | 400000 |
| Total of Item | | | 0 | 0 | 0 | 200000 | 400000 | 400000 |
| Total of Project / Treasury | | | 0 | 0 | 0 | 200000 | 400000 | 400000 |
| Project | | 702 Establishing buildings in Ma'daba governorate | | | | | | |
| Fund Source | | 102001 Capital (Treasury) | | | | | | |
| Group | item | Description | Actual 2016 | Estimated 2017 | Re-estimated 2017 | Estimated 2018 | Indicative 2019 | Indicative 2020 |
| 31 | | Non-financial Assets | | | | | | |
| 3111 | | Buildings and Constructions | | | | | | |
| | 508 | Works and Constructions | | | | | | |
| | 013 | Buildings construction | 0 | 0 | 0 | 0 | 290000 | 200000 |
| Total of Item | | | 0 | 0 | 0 | 0 | 290000 | 200000 |
| Total of Project / Treasury | | | 0 | 0 | 0 | 0 | 290000 | 200000 |
| Project | | 703 Establishing buildings in Aqaba governorate | | | | | | |
| Fund Source | | 102001 Capital (Treasury) | | | | | | |
| Group | item | Description | Actual 2016 | Estimated 2017 | Re-estimated 2017 | Estimated 2018 | Indicative 2019 | Indicative 2020 |
| 31 | | Non-financial Assets | | | | | | |
| 3111 | | Buildings and Constructions | | | | | | |
| | 508 | Works and Constructions | | | | | | |
| | 013 | Buildings construction | 0 | 0 | 0 | 310000 | 0 | 0 |
| Total of Item | | | 0 | 0 | 0 | 310000 | 0 | 0 |
| Total of Project / Treasury | | | 0 | 0 | 0 | 310000 | 0 | 0 |
| Total of Program | | | 6748278 | 7255000 | 7255000 | 6475000 | 6655000 | 6565000 |
| Total of Chapter | | | 76719018 | 73032267 | 69932000 | 90808000 | 86497000 | 93005000 |