

Chapter : 2001 Ministry of Energy and Mineral Resources

Creation: The Ministry of Energy and Mineral Resources was established lately in 1984 and entrusted with administering and organizing the energy sector under Ministry of Energy and Mineral Resources Organization and Administration Bylaw No.(26) for the year 1985 in a way that achieves the national objectives and responsible for the comprehensive planning of the sector in terms of organizing ,and setting the public policies and ensuring their implementation in a way that achieves to provide the energy needed for comprehensive sustainable development with the lowest possible cost and the best appropriate standards through the development and implementation of policies, legislation and programs.
Under government departments and institutions restructuring Bylaw No.(17) for the year (2014) clause c/1. The Natural Resources Authority has elapsed that it established under Natural Resources Affairs Organization Law No.(12) for the year 1968 ,the Authority's rights and assets passed to the Ministry of Energy and Mineral Resources except organizational tasks.
After the issuance of Energy and Minerals Regulatory Commission Law No.(8) of 2017 the Commission took functions and authorities concerning the granting of licenses and permits to persons working in the sector and some of the tasks related to that moved from the Ministry of Energy and Mineral Resources to the Commission to implement their.

Vision : Achieving of a secure sustainable supply of energy and optimal utilization of natural resources

Mission: Setting and developing the appropriate policies and legislations to achieve a secure sustainable supply of energy and the optimum utilization of natural resources according to the best international practices.

Legal Framework : Provisions of Ministry Organization and Administration Bylaw No. (26) 1985

Tasks of the Ministry / Department:

- Setting and developing the appropriate policies and legislations complies with international best practices to achieve a secure sustainable supply of energy and the optimum utilization of natural resources.

Ministry/Department Contribution to the Achievement of the National Objectives:

- Achieve the sustained growth rates to ensure a good standard of living for all citizens
- Create an attractive investment environment capable of attracting the foreign capital and encourage local investment.
- Maintain the financial and monetary stability, controlling the budget deficit and building an efficient and low-risk financial system.
- Improve the level of services provided to the citizens and justice in the distribution.
- Reduce levels of poverty and unemployment and build an effective social protection system.
- Achieve the developmental balance between the governorates in light of applying the decentralization approach.
- Build a generation able to creativity and innovation with high productivity.

Major Issues and Challenges which face the Ministry / Department:

- Lack of domestic commercial sources of energy and reliance on imports.
- The annual high cost of importing energy
- High growth rates in demand of energy due to population increase
- The magnitude of the necessary investment size in energy industry and its facilities
- Lack of investment size in the mining sector

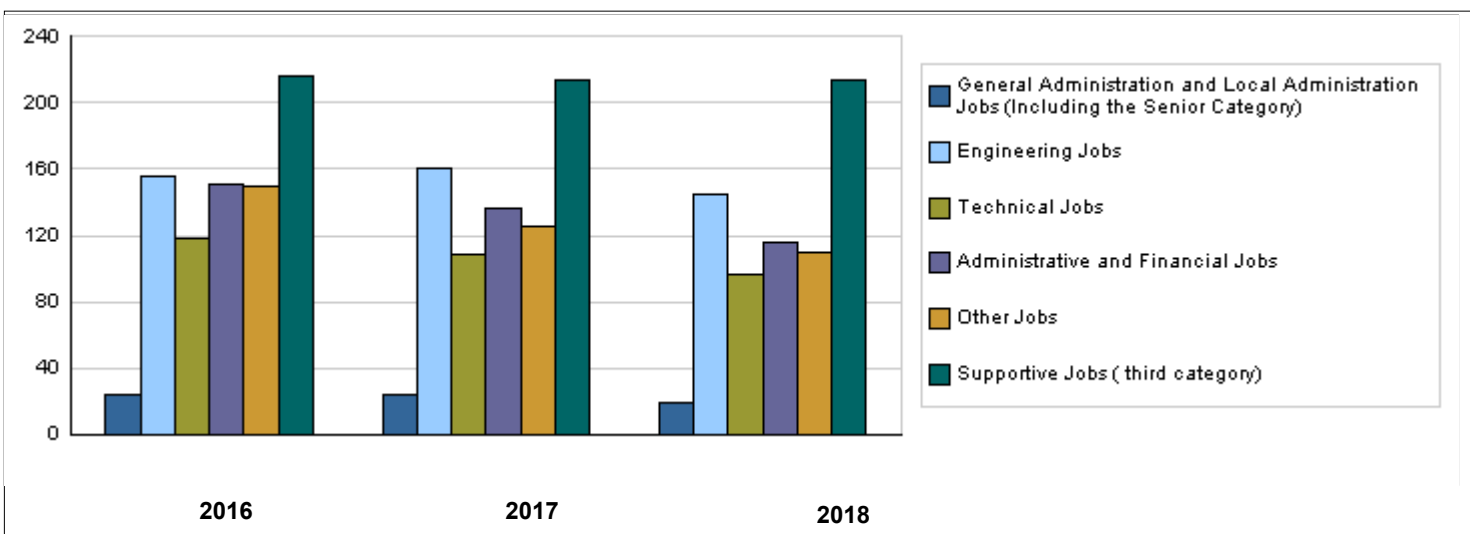
CHAPTER : 2001 Ministry of Energy and Mineral Resources

Strategic Objectives and Performance Indicators of the Ministry / Department

Strategic Objective	Performance Indicator	Base year	Value	Actual Value	Target Value	Preliminary Self Evaluation	Target Value		
				2016	2017	2017	2018	2019	2020
1 - To maintain a secure supply of oil derivatives	1 Percentage of a secure supply of petroleum products	2015	%100	%100	%100	%100	%100	%100	%100
2 - To maintain a secure supply of electricity power	1 Percentage of a secure supply of electricity energy	2015	%100	%100	%100	%100	%100	%100	%100
3 - To increase the contribution of natural gas in the total energy mix	1 Percentage of natural gas contribution to total energy mixture	2015	%22	%35	%34	%35	%36	%38	%39
	2 Percentage of natural gas contribution in Electricity generation	2015	%85	%87	%85	%85	%85	%85	%85
4 - To increase the contribution of renewable energy in the total energy mix	1 Percentage of renewable energy contribution to total energy mixture	2015	%2	%5	%6	%6	%8	%9	%10
	2 Percentage of renewable energy contribution in Electricity generation	2015	%1	%4	%9	%9	%11	%12	%13
5 - To rationalize the consumption of energy and improve its efficiency in all sectors by 20% by 2020	1 Percentage of energy rationalization and its efficiency improvement by referring to consumption of 2007	2015	%7.1	%7.1	%10	%10	%15	%18	%20
6 - To increase the investment in the mining sector	1 Number of Memorandums of Understanding (MOUs) in the mining sector with investors.	2015	1	1	3	3	1	1	1
7 - To observe and analysis of the Earthquake information	1 Number of new stations	2015	1	2	2	2	2	2	2
	2 Number of stations updated with information transfer mean	2015	13	15	17	17	19	21	23
8 - To enhance the relations and international cooperation	1 Number of signed memorandums of understanding and cooperation protocols	2015	7	10	12	12	15	16	17
9 - To promote the efficiency of institutional performance	1 Percentage of service recipients' satisfaction	2015	%86	%91	%90	%91	%93	%94	%95
10 - To develop, motivate and build the capacities of human resources	1 Percentage of employees' satisfaction	2015	%73	%79	%77	%80	%81	%82	%83
11 - To achieve the efficient financial performance	1 Preserve the percentage of budget performance of current expenditures	2015	%96	%92	%96	%96	%96	%96	%96
	2 Preserve the percentage of budget performance of capital expenditures	2015	%95	%55	%95	%85	%85	%85	%85

Number of Staff of the Ministry / Department

Group	Job	2016			2017			Preliminary 2018		
		Male	Female	Total	Male	Female	Total	Male	Female	Total
General Administration and Local Administration Jobs (Including the Senior Category)	Supervisory and Leadership jobs	19	5	24	18	6	24	15	4	19
Engineering Jobs	Engineer	98	57	155	105	56	161	95	50	145
Technical Jobs	Technical jobs (Programmer, Researcher,...)	84	34	118	80	29	109	75	22	97
Administrative and Financial Jobs	Administrative and Financial jobs	102	49	151	92	44	136	88	28	116
Other Jobs	Other jobs	105	45	150	95	30	125	85	25	110
Supportive Jobs (third category)	Supportive employee (Driver, Office Boy,...)	203	13	216	189	25	214	190	23	213
Total		611	203	814	579	190	769	548	152	700
Total Cost of Salaries		3629458	1209819	4839277	3546750	1182250	4729000	3853200	1086800	4940000



Key Information of the Ministry / Department						
No.	Description	2014	2015	2016	2017	2018
1	Number of oil companies working in the oil sector	6	6	12	12	12
2	Contribution of wind energy to the energy mix/ a percentage	1.125	1.125	5	5	5
3	Number of cumulative programs in energy conservation and improving efficiency	3	3	8	10	10
4	Increased spread of solar water heaters for domestic purposes/ a percentage	12	12	12.5	15	15

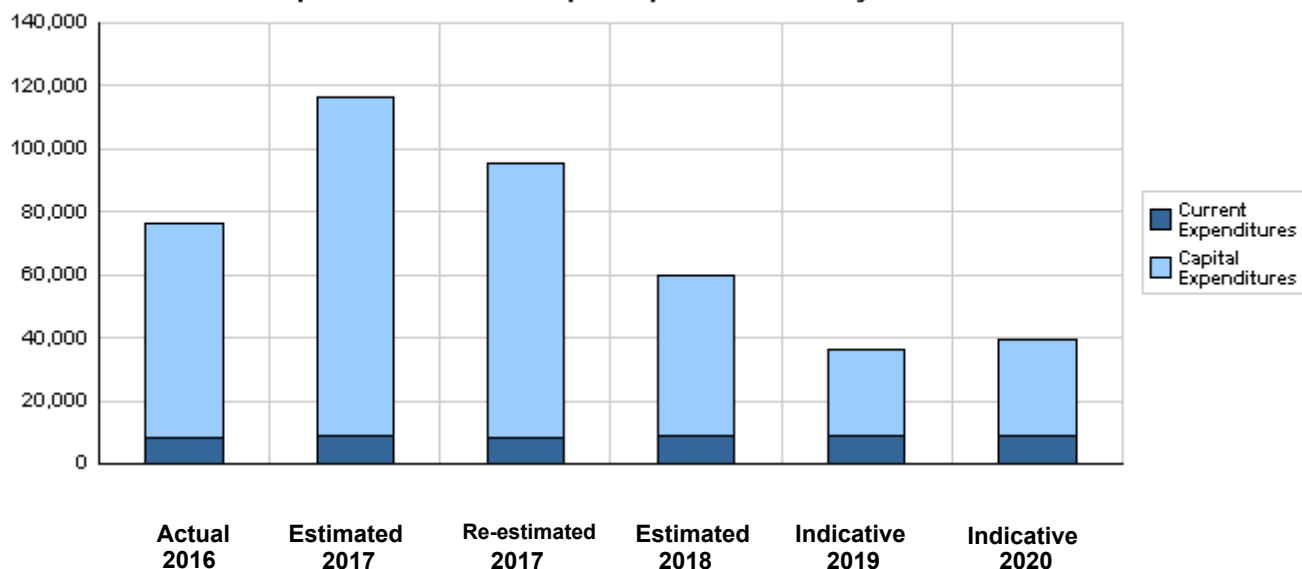
**Overall Summary of Expenditures for Chapter 2001- Ministry of Energy and Mineral Resources
for the Years 2016 - 2020**

(In JDs)

Description		Actual 2016	Estimated 2017	Re-estimated 2017	Estimated 2018	Indicative 2019 2020	
Group	Current Expenditures						
2111	Salaries, Wages and Allowances	4,429,743	4,837,000	4,339,000	4,500,000	4,584,000	4,670,000
2121	Social Security Contributions	409,534	430,000	390,000	440,000	450,000	460,000
2211	Use of Goods and Services	493,832	471,000	424,000	450,000	460,000	470,000
2631	Support to General Government Units	3,159,000	3,367,000	3,293,000	3,375,000	3,449,000	3,537,000
2821	Other Current Expenditures	7,510	15,000	15,000	20,000	20,000	20,000
Total current expenditures		8,499,619	9,120,000	8,461,000	8,785,000	8,963,000	9,157,000
Capital Expenditures							
2111	Salaries, Wages and Allowances	147,309	220,000	84,000	0	0	0
2121	Social Security Contributions	30,000	0	0	0	0	0
2211	Use of Goods and Services	1,006,135	1,044,213	880,000	1,050,000	1,050,000	1,050,000
2511	Subsidies to Public Corporations	234,248	500,000	500,000	500,000	500,000	500,000
2632	Support to General Government Units/ Capital	9,200,750	8,040,000	7,156,000	3,600,000	3,400,000	3,300,000
2822	Other Capital Expenditures	16,669,735	15,023,000	12,575,000	11,830,000	7,150,000	2,150,000
3111	Buildings and Constructions	29,498,260	30,480,000	27,165,000	18,280,000	2,930,000	6,930,000
3112	Devices, Machinery and Equipment	8,277,990	50,308,000	36,806,000	12,160,000	4,610,000	5,110,000
3122	Inventories	42,019	50,000	50,000	60,000	60,000	60,000
3141	Lands	2,444,240	1,836,000	1,500,000	3,550,000	7,500,000	11,500,000
Total capital expenditures		67,550,686	107,501,213	86,716,000	51,030,000	27,200,000	30,600,000
Treasury		67,550,686	107,501,213	86,716,000	51,030,000	27,200,000	30,600,000
Total current and capital expenditures		76,050,305	116,621,213	95,177,000	59,815,000	36,163,000	39,757,000

(Thousands of JDs)

Graph of the current and capital expenditures for the years 2016 - 2020

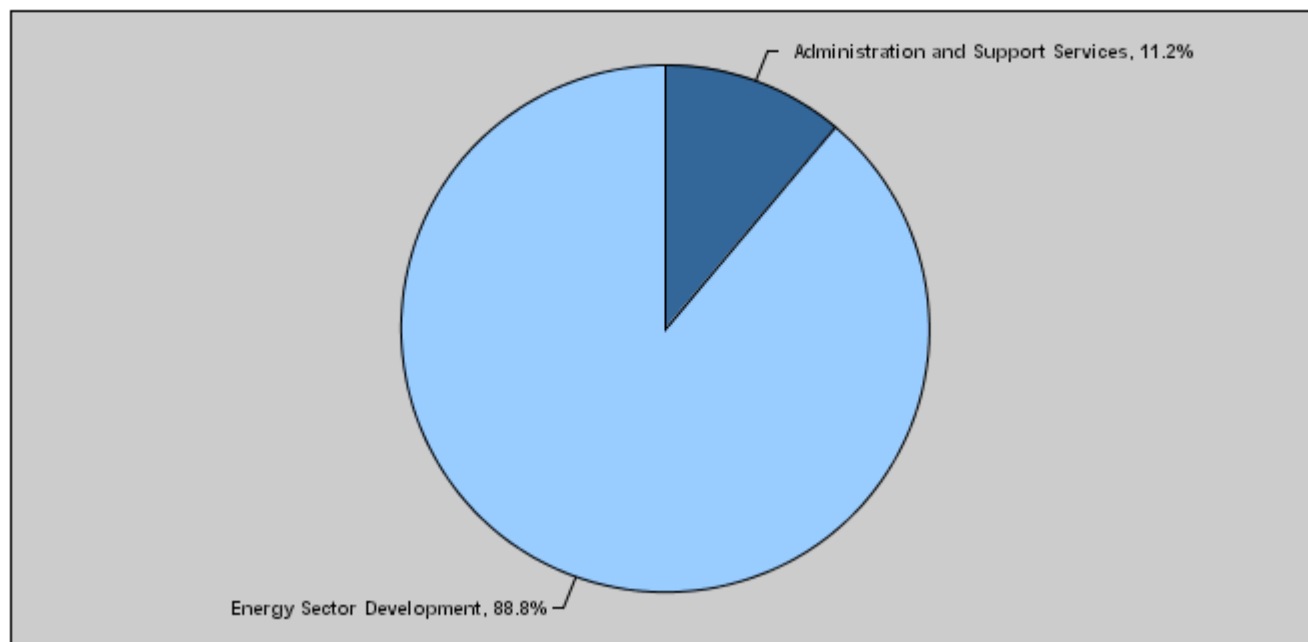


**Budget of Chapter 2001 - Ministry of Energy and Mineral Resources
For the Year 2018 Distributed According to Program**

(In JDs)

Prog.	Description	Current Expenditures	Capital Expenditures	Total Expenditures
3501	Administration and Support Services	5,410,000	1,275,000	6,685,000
3505	Energy Sector Development	3,375,000	49,755,000	53,130,000
	Total	8,785,000	51,030,000	59,815,000

Total Expenditures for the Year 2018 Distributed According to Programs



Estimated Allocations for Females distributed according to Programs for the Years 2016 - 2020

Program	2016	2017	2018	2019	2020
3501 Administration and Support Services	1815810	1757120	1839400	1874760	1910800
3505 Energy Sector Development	631800	658600	675000	689800	707400
Total	2447610	2415720	2514400	2564560	2618200

Budget Chapter 2001 - Ministry of Energy and Mineral Resources Distributed According to the Program

3501 Administration and Support Services Program

Objective of the program :

- Improve the administrative capacities of all administrative units in the Ministry.
- Improve the management of the programs and projects implemented by Ministry.

The strategic objective related to the program :

- 1- Enhance the relations and international cooperation.
- 2- Promote the efficiency of institutional performance.
- 3- Develop, motivate and build the capacities of human resources.
- 4- Achieve the efficient financial performance.

Directorates associated with the program :

- Planning and International Cooperation Directorate
- Financial Affairs Directorate
- Human Resources Directorate
- Internal Control Unit
- Public Relations Unit
- Information Technology Directorate
- Legal Affairs Unit
- Administrative Services Directorate
- Follow-up Unit
- Institutional Work Development Unit
- Projects Management Unit
- Statistics and Information Unit

Services provided by the program :

- Provide the various activities support of the Ministry.
- Provide the administrative infrastructure such as the computerization of the Ministry's works.
- Provide transport means for employees and projects.
- Provide different equipment and furniture.
- Allocate financial appropriations for all the Ministry projects.
- Archive the works of the Ministry.
- Follow up the mail of the Ministry and receive the official delegates.
- Provide required legal services and consultations.

Staff working in the program :

The program is implemented through a functional staff in 2017 estimated with (371) staff, including (246) males and (125) females .

Performance Measurement Indicators for Program

Performance Measurement Indicator	Base Year	Value	Actual value	Target Value	Preliminary Self Evaluation	Target Value		
			2016	2017		2017	2018	2019
1 Percentage of service recipients' satisfaction	2015	%86	%91	%90	%91	%93	%94	%95
2 Percentage of partners' satisfaction	2015	%81	%79	%85	%81	%83	%84	%85
3 Keeping the percentage of budget performance of current expenditures	2015	%96	%92	%96	%96	%96	%96	%96
4 Keeping the percentage of budget performance of capital expenditures	2015	%95	%55	%95	%85	%85	%85	%85
5 Number of electronic services	2015	1	6	9	9	12	14	16
6 Percentage of staff satisfaction	2015	%73	%79	%77	%80	%81	%82	%83
7 Average of number of training hours per employee	2015	16	15	24	24	28	30	32

Appropriations Of Administration and Support Services Program as Per Activities and Projects.

(In JDs)

Activities and Projects	Actual	Estimated	Re-estimated	Estimated	Indicative	
	2016	2017	2017	2018	2019	2020
Current Expenditures	5,340,619	5,753,000	5,168,000	5,410,000	5,514,000	5,620,000
601 Administrative and Support Services	5,340,619	5,753,000	5,168,000	5,410,000	5,514,000	5,620,000
Capital Expenditures	1,213,941	1,319,213	1,000,000	1,275,000	1,275,000	1,275,000
001 Institutional Capacities Enhancement Project	1,213,941	1,250,000	1,000,000	1,175,000	1,175,000	1,175,000
002 E-Government/ Smart Project	0	69,213	0	100,000	100,000	100,000
Program / Treasury	1,213,941	1,319,213	1,000,000	1,275,000	1,275,000	1,275,000
Total Program	6,554,560	7,072,213	6,168,000	6,685,000	6,789,000	6,895,000

Budget Chapter 2001 - Ministry of Energy and Mineral Resources Distributed According to the Program

3505	Energy Sector Development Program
-------------	--

Objective of the program :

- Achieve a secure sustainable supply of energy.
- Study the economic and investment feasibility of projects.
- Expropriate lands, purchase equipment for the required projects to achieve the strategic objectives of the Ministry.

The strategic objective related to the program :

- 1- Maintain a secure supply of oil derivations.
- 2- Maintain a secure supply of electricity power.
- 3- Increase the contribution of natural gas in the total energy mix.
- 4- Increase the contribution of renewable energy in the total energy mix.
- 5- Rationalize the consumption of energy and improve its efficiency in all sectors by 20 percent by 2020.
- 6- Increase the investment in the mining sector.
- 7- Observe and analysis the earthquake information.

Directorates associated with the program :

- Rural Electricity Directorate
- Petroleum and Derivatives Directorate
- Renewable Energy Directorate
- Natural Gas Directorate
- Petroleum and Oil Shale Directorate
- Laboratories and Quality Control Directorate
- Geology Directorate
- Renewable Energy and Energy Efficiency Promotion Fund
- Projects Management Unit
- Electricity Directorate

Services provided by the program :

- Achieve the security of energy supply.
- Diversify energy sources and forms.
- Liberalize energy markets.
- Develop and exploit the traditional and renewable local energy sources, oil shale and uranium.
- Create opportunities for the private sector and encourage it to invest in the infrastructure projects.
- Enhance regional linkage projects for energy and rationalize consumption.

Staff working in the program :

The program is implemented through a functional staff in 2017 estimated with (398) staff, including (333) males and (65) females .

Performance Measurement Indicators for Program

	Performance Measurement Indicator	Base Year	Value	Actual value	Target Value	Preliminary Self Evaluation	Target Value			
				2016	2017		2017	2018	2019	2020
				1	Percentage of a secure supply of petroleum products		2015	%100	%100	%100
2	Percentage of a secure supply of electricity energy	2015	%100	%100	%100	%100	%100	%100	%100	
3	Percentage of natural gas contribution to total energy mix	2015	%22	%35	%34	%35	%36	%38	%39	
4	Percentage of natural gas contribution in Electricity generation	2015	%85	%87	%85	%85	%85	%85	%85	
5	Percentage of renewable energy contribution to total energy mixture	2015	%2	%5	%6	%6	%8	%9	%10	
6	Percentage of renewable energy contribution in Electricity generation	2015	%1	%4	%9	%9	%11	%12	%13	
7	Percentage of energy rationalization and its efficiency improvement by referring to consumption of 2007	2015	%7.1	%7.1	%10	%10	%15	%18	%20	
8	Number of Memorandums of Understanding (MOUs) in the mining sector with investors.	2015	1	1	3	3	1	1	1	
9	Number of new stations	2015	1	2	2	2	2	2	2	
10	Numbers of stations updated with information transfer mean	2015	13	15	17	17	19	21	23	

Appropriations Of Energy Sector Development Program as Per Activities and Projects.

(In JDs)

Activities and Projects	Actual	Estimated	Re-estimated	Estimated	Indicative	
	2016	2017	2017	2018	2019	2020
Current Expenditures	3,159,000	3,367,000	3,293,000	3,375,000	3,449,000	3,537,000
601 Energy sector management	3,159,000	3,367,000	3,293,000	3,375,000	3,449,000	3,537,000
Capital Expenditures	66,336,745	106,182,000	85,716,000	49,755,000	25,925,000	29,325,000
002 Encouraging the establishment Natural Gas Distribution Network in many cities in the Kingdom/ Expropriation	444,240	500,000	500,000	500,000	500,000	500,000
008 Establishing Energy Efficiency Fund	234,248	500,000	500,000	500,000	500,000	500,000
010 Supporting the Atomic Energy Commission projects	9,200,750	8,040,000	7,156,000	3,600,000	3,400,000	3,300,000
014 Exploiting wind energy for electricity generation (Fajji)	2,000,000	1,000,000	1,000,000	750,000	0	0
021 Thermal solar energy to generate electricity (CSP) / European grant	230,261	250,000	0	200,000	100,000	100,000

Budget Chapter 2001 - Ministry of Energy and Mineral Resources Distributed According to the Program

3505 Energy Sector Development Program		Appropriations Of Energy Sector Development Program as Per Activities and Projects. (In JDs)					
Activities and Projects		Actual 2016	Estimated 2017	Re-estimated 2017	Estimated 2018	Indicative 2019 2020	
Capital Expenditures		66,336,745	106,182,000	85,716,000	49,755,000	25,925,000	29,325,000
022	Promoting the use of solar heaters in cooperation with the National Center for Research and Development / European grant	9,800	50,000	50,000	100,000	100,000	100,000
023	Establishing Customer Service Office/ European grant	128,761	200,000	150,000	50,000	50,000	50,000
024	Rationalize energy use in cooperation with the National Center for Research and Development/ European grant	0	50,000	50,000	200,000	200,000	200,000
025	Building and equipping Liquefied Natural Gas Terminal/ Aqaba	3,794,953	3,820,000	820,000	3,000,000	1,000,000	1,000,000
027	Jordanian nuclear power plant	12,000,000	8,000,000	8,000,000	5,000,000	5,000,000	0
029	Facilities for storing petroleum derivatives	15,019,312	20,000,000	17,000,000	26,230,000	0	0
031	Jordanian- Iraqi Oil Pipeline	0	336,000	0	800,000	4,000,000	5,000,000
033	Evaluate the direct tenders of renewable energy projects/ European grant.	118,253	400,000	400,000	400,000	400,000	400,000
034	Facilities to store oil derivatives/ north of the Kingdom	0	336,000	0	0	0	0
035	Renewable energy projects for electricity generation- wind energy/ Maan	21,254,598	26,310,000	26,310,000	0	0	0
036	Renewable energy projects for electricity generation - solar energy/ Aqaba	897,405	30,500,000	20,000,000	200,000	0	0
037	Implementing energy auditing studies for institutions / European grant	125,000	100,000	100,000	200,000	200,000	200,000
039	Expanding electricity generation project using the solar cells in Azraq	0	400,000	0	1,500,000	1,100,000	1,100,000
046	Modernizing Jordan Seismological Observatory	38,065	100,000	50,000	100,000	100,000	100,000
047	Oil Shale Exploration	541,595	530,000	530,000	350,000	200,000	200,000
048	Exploration for minerals resources	0	0	0	250,000	300,000	300,000
049	Petroleum Exploration through marketing explorative areas	299,504	200,000	0	500,000	500,000	500,000
050	Solar cells for homes/ European grant	0	500,000	500,000	875,000	625,000	625,000
051	Solar heaters for homes/ European grant	0	500,000	500,000	1,000,000	800,000	800,000
052	Seismic and geological surveys	0	200,000	100,000	300,000	300,000	300,000
054	Executing the National Plan for Energy Efficiency / European grant	0	0	0	200,000	200,000	200,000
055	Executing the natural gas line / Sheikh Hussein Crossing	0	0	0	1,500,000	3,000,000	6,000,000
057	Building a solar energy plant to generate electricity for the Synchrotron Light accelerator with size (6) Megawatts / Europe grant	0	3,360,000	2,000,000	1,000,000	1,000,000	1,000,000
058	Houses roofs insulation / European grant	0	0	0	100,000	1,000,000	1,500,000
059	Solar cells of mosques / European grant	0	0	0	300,000	300,000	300,000
060	Geo-chemical and Geo-physical studies	0	0	0	50,000	50,000	50,000
062	Solar cells in South of Amman / kfw grant	0	0	0	0	1,000,000	5,000,000
Program / Treasury		66,336,745	106,182,000	85,716,000	49,755,000	25,925,000	29,325,000
Total Program		69,495,745	109,549,000	89,009,000	53,130,000	29,374,000	32,862,000

Chapter : 2001 Ministry of Energy and Mineral Resources

(In JDs)

Current Activities Appropriations According to Program								
Prog.	Activites		Actual	Estimated	Re-estimated	Estimated	Indicative	Indicative
			2016	2017	2017	2018	2019	2020
3505	601	Energy sector management	3159000	3367000	3293000	3375000	3449000	3537000
	Total of Program		3159000	3367000	3293000	3375000	3449000	3537000
3501	601	Administrative and Support Services	5340619	5753000	5168000	5410000	5514000	5620000
	Total of Program		5340619	5753000	5168000	5410000	5514000	5620000
Total			8499619	9120000	8461000	8785000	8963000	9157000

Capital Projects Appropriations According to Program								
Prog.	Projects		Actual	Estimated	Re-estimated	Estimated	Indicative	Indicative
			2016	2017	2017	2018	2019	2020
3505	002	Encouraging the establishment Natural Gas Distribution Network in many cities in the Kingdom/ Expropriation	444240	500000	500000	500000	500000	500000
	008	Establishing Energy Efficiency Fund	234248	500000	500000	500000	500000	500000
	010	Supporting the Atomic Energy Commission projects	9200750	8040000	7156000	3600000	3400000	3300000
	014	Exploiting wind energy for electricity generation (Fajij)	2000000	1000000	1000000	750000	0	0
	021	Thermal solar energy to generate electricity (CSP) / European grant	230261	250000	0	200000	100000	100000
	022	Promoting the use of solar heaters in cooperation with the National Center for Research and Development / European grant	9800	50000	50000	100000	100000	100000
	023	Establishing Customer Service Office/ European grant	128761	200000	150000	50000	50000	50000
	024	Rationalize energy use in cooperation with the National Center for Research and Development/ European grant	0	50000	50000	200000	200000	200000
	025	Building and equipping Liquefied Natural Gas Terminal/ Aqaba	3794953	3820000	820000	3000000	1000000	1000000
	027	Jordanian nuclear power plant	12000000	8000000	8000000	5000000	5000000	0
	029	Facilities for storing petroleum derivatives	15019312	20000000	17000000	26230000	0	0
	031	Jordanian- Iraqi Oil Pipeline	0	336000	0	800000	4000000	5000000
	033	Evaluate the direct tenders of renewable energy projects/ European grant.	118253	400000	400000	400000	400000	400000
	034	Facilities to store oil derivatives/ north of the Kingdom	0	336000	0	0	0	0
	035	Renewable energy projects for electricity generation- wind energy/ Maan	21254598	26310000	26310000	0	0	0
	036	Renewable energy projects for electricity generation - solar energy/ Aqaba	897405	30500000	20000000	200000	0	0
	037	Implementing energy auditing studies for institutions / European grant	125000	100000	100000	200000	200000	200000
	039	Expanding electricity generation project using the solar cells in Azraq	0	400000	0	1500000	1100000	1100000
	046	Modernizing Jordan Seismological Observatory	38065	100000	50000	100000	100000	100000
	047	Oil Shale Exploration	541595	530000	530000	350000	200000	200000
	048	Exploration for minerals resources	0	0	0	250000	300000	300000
	049	Petroleum Exploration through marketing explorative areas	299504	200000	0	500000	500000	500000
	050	Solar cells for homes/ European grant	0	500000	500000	875000	625000	625000
	051	Solar heaters for homes/ European grant	0	500000	500000	1000000	800000	800000
	052	Seismic and geological surveys	0	200000	100000	300000	300000	300000
	054	Executing the National Plan for Energy Efficiency / European grant	0	0	0	200000	200000	200000
	055	Executing the natural gas line / Sheikh Hussein Crossing	0	0	0	1500000	3000000	6000000
	057	Building a solar energy plant to generate electricity for the Synchrotron Light accelerator with size (6) Megawatts / Europe grant	0	3360000	2000000	1000000	1000000	1000000
	058	Houses roofs insulation / European grant	0	0	0	100000	1000000	1500000
	059	Solar cells of mosques / European grant	0	0	0	300000	300000	300000
	060	Geo-chemical and Geo-physical studies	0	0	0	50000	50000	50000
	062	Solar cells in South of Amman / kfw grant	0	0	0	0	1000000	5000000
Total of Program			66336745	106182000	85716000	49755000	25925000	29325000

(In JDs)

Capital Projects Appropriations According to Program								
Prog.	Projects		Actual	Estimated	Re-estimated	Estimated	Indicative	Indicative
			2016	2017	2017	2018	2019	2020
3501	001	Institutional Capacities Enhancement Project	1213941	1250000	1000000	1175000	1175000	1175000
	002	E-Government/ Smart Project	0	69213	0	100000	100000	100000
		Total of Program	1213941	1319213	1000000	1275000	1275000	1275000
		Total	67550686	107501213	86716000	51030000	27200000	30600000

Overall Summary of Current Expenditures for the Years 2016 - 2020

Chapter: 2001 Ministry of Energy and Mineral Resources

(In JDs)

Group	Item	Description	Actual 2016	Estimated 2017	Re-estimated 2017	Estimated 2018	Indicative 2019	Indicative 2020
21		Compensations of Employees						
2111		Salaries, Wages and Allowances						
	101	Classified Employees	332016	326000	253000	240000	245000	250000
	102	Unclassified Employees	1096511	1118000	1090000	1110000	1134000	1159000
	103	Comprehensive Contract Employees	75902	77000	71000	80000	84000	88000
	105	Personal Cost of Living Allowance	863638	960000	823000	850000	868000	887000
	106	Family Cost of Living Allowance	96217	119000	96000	105000	107000	109000
	110	Overtime Allowance	142380	150000	150000	150000	150000	150000
	111	Additional Allowance	1104274	1223000	1060000	1010000	1032000	1054000
	113	Transportation Allowance	176691	202000	166000	195000	198000	202000
	114	Transport Allowance	59139	61000	55000	60000	61000	62000
	115	Field Visit Allowance	28103	26000	25000	30000	32000	33000
	116	Employees' Bonuses	449872	500000	500000	550000	550000	550000
	120	Contract Employees	5000	75000	50000	120000	123000	126000
		Total	4429743	4837000	4339000	4500000	4584000	4670000
2121		Social Security Contributions						
	301	Social Security	409534	430000	390000	440000	450000	460000
		Total	409534	430000	390000	440000	450000	460000
22		Use of Goods and Services						
2211		Use of Goods and Services						
	201	Rents	0	5000	3000	0	0	0
	202	Telecommunications Services	17794	19000	14000	19000	20000	21000
	203	Water	3747	4000	4000	10000	11000	12000
	204	Electricity	89559	96000	76000	90000	90000	90000
	205	Fuels	62741	89000	79000	86000	87000	88000
	206	Maintenance of Machines, furniture and accessories	7996	10000	10000	7000	8000	9000
	207	Maintenance of vehicles, equipment and accessories	26960	30000	29000	25000	27000	29000
	208	Repair and maintenance of buildings and accessories	7155	9000	9000	5000	6000	7000
	209	Stationery, Publications and Office Supplies	17989	11000	11000	20000	20000	20000
	210	Substances and raw materials (medicines, clothes, food, films, etc..)	624	3000	3000	3000	4000	5000
	211	Cleaning services and supplies including cleaning contracts	37819	40000	40000	40000	41000	42000
	212	Insurance	45517	50000	50000	40000	41000	42000
	213	Official Travel Missions	147991	75000	66000	75000	75000	75000
	214	Goods and services expenses	27940	30000	30000	30000	30000	30000
		Total	493832	471000	424000	450000	460000	470000
26		Support/ Grants						
2631		Support to General Government Units						
	313	Support to general government units/current	3159000	3367000	3293000	3375000	3449000	3537000
		Total	3159000	3367000	3293000	3375000	3449000	3537000
28		Other Expenditures						
2821		Other Current Expenditures						
	302	Contributions	1100	5000	5000	7000	7000	7000
	303	Scientific scholarships and training courses	4210	7000	7000	8000	8000	8000
	305	Non-Employees' Bonuses	2200	3000	3000	5000	5000	5000
		Total	7510	15000	15000	20000	20000	20000
		Total of Chapter	8499619	9120000	8461000	8785000	8963000	9157000

Current Expenditures According to Program and Activities for the Years 2016 - 2020

Chapter : 2001 - Ministry of Energy and Mineral Resources

(In JDs)

Program : 3501 - Administration and Support Services								
Activity : 601 - Administrative and Support Services								
Group	Item	Description	Actual 2016	Estimated 2017	Re-estimated 2017	Estimated 2018	Indicative 2019	Indicative 2020
21		Compensations of Employees						
2111		Salaries, Wages and Allowances						
	101	Classified Employees	332016	326000	253000	240000	245000	250000
	102	Unclassified Employees	1096511	1118000	1090000	1110000	1134000	1159000
	103	Comprehensive Contract Employees	75902	77000	71000	80000	84000	88000
	105	Personal Cost of Living Allowance	863638	960000	823000	850000	868000	887000
	106	Family Cost of Living Allowance	96217	119000	96000	105000	107000	109000
	110	Overtime Allowance	142380	150000	150000	150000	150000	150000
	111	Additional Allowance	1104274	1223000	1060000	1010000	1032000	1054000
	113	Transportation Allowance	176691	202000	166000	195000	198000	202000
	114	Transport Allowance	59139	61000	55000	60000	61000	62000
	115	Field Visit Allowance	28103	26000	25000	30000	32000	33000
	116	Employees' Bonuses	449872	500000	500000	550000	550000	550000
	120	Contract Employees	5000	75000	50000	120000	123000	126000
		Total	4429743	4837000	4339000	4500000	4584000	4670000
2121		Social Security Contributions						
	301	Social Security	409534	430000	390000	440000	450000	460000
		Total	409534	430000	390000	440000	450000	460000
22		Use of Goods and Services						
2211		Use of Goods and Services						
	201	Rents	0	5000	3000	0	0	0
	202	Telecommunications Services	17794	19000	14000	19000	20000	21000
	203	Water	3747	4000	4000	10000	11000	12000
	204	Electricity	89559	96000	76000	90000	90000	90000
	205	Fuels	62741	89000	79000	86000	87000	88000
	001	Heating	17959	20000	20000	20000	20000	20000
	002	Saloon vehicles	18000	20000	20000	20000	20000	20000
	003	Transport vehicles and heavy equipment	26782	49000	39000	46000	47000	48000
	206	Maintenance of Machines, furniture and accessories	7996	10000	10000	7000	8000	9000
	207	Maintenance of vehicles, equipment and accessories	26960	30000	29000	25000	27000	29000
	208	Repair and maintenance of buildings and accessories	7155	9000	9000	5000	6000	7000
	209	Stationery, Publications and Office Supplies	17989	11000	11000	20000	20000	20000
	210	Substances and raw materials (medicines, clothes, food, films, etc..)	624	3000	3000	3000	4000	5000
	211	Cleaning services and supplies including cleaning contracts	37819	40000	40000	40000	41000	42000
	212	Insurance	45517	50000	50000	40000	41000	42000
	213	Official Travel Missions	147991	75000	66000	75000	75000	75000
	214	Goods and services expenses	27940	30000	30000	30000	30000	30000
		Total	493832	471000	424000	450000	460000	470000
28		Other Expenditures						
2821		Other Current Expenditures						
	302	Contributions	1100	5000	5000	7000	7000	7000
	303	Scientific scholarships and training courses	4210	7000	7000	8000	8000	8000
	305	Non-Employees' Bonuses	2200	3000	3000	5000	5000	5000
		Total	7510	15000	15000	20000	20000	20000
		Total of Activity	5340619	5753000	5168000	5410000	5514000	5620000
		Total of Program	5340619	5753000	5168000	5410000	5514000	5620000
Program : 3505 - Energy Sector Development								
Activity : 601 - Energy sector management								
Group	Item	Description	Actual 2016	Estimated 2017	Re-estimated 2017	Estimated 2018	Indicative 2019	Indicative 2020
26		Support/ Grants						
2631		Support to General Government Units						
	313	Support to general government units/current	3159000	3367000	3293000	3375000	3449000	3537000
	017	Atomic Energy Commission	3159000	3367000	3293000	3375000	3449000	3537000
		Total	3159000	3367000	3293000	3375000	3449000	3537000
		Total of Activity	3159000	3367000	3293000	3375000	3449000	3537000
		Total of Program	3159000	3367000	3293000	3375000	3449000	3537000
		Total of Chapter	8499619	9120000	8461000	8785000	8963000	9157000

Overall Summary of Capital Expenditures for the Years 2016 - 2020

Chapter : 2001 Ministry of Energy and Mineral Resources

(In JDs)

Group	Item	Description	Actual 2016	Estimated 2017	Re-estimated 2017	Estimated 2018	Indicative 2019	Indicative 2020
		Expenditures						
21		Compensations of Employees						
2111		Salaries, Wages and Allowances						
	501	Salaries	121864	150000	14000	0	0	0
	502	Wages	25445	70000	70000	0	0	0
		Total	147309	220000	84000	0	0	0
2121		Social Security Contributions						
	517	Social Security	30000	0	0	0	0	0
		Total	30000	0	0	0	0	0
22		Use of Goods and Services						
2211		Use of Goods and Services						
	512	Operating and Sustaining Expenditures	1006135	1044213	880000	1050000	1050000	1050000
		Total	1006135	1044213	880000	1050000	1050000	1050000
25		Subsidies						
2511		Subsidies to Public Corporations						
	520	Subsidies to non-financial public corporations/ capital	234248	500000	500000	500000	500000	500000
		Total	234248	500000	500000	500000	500000	500000
26		Support/ Grants						
2632		Support to General Government Units/ Capital						
	509	Subsidy to general government units/capital	9200750	8040000	7156000	3600000	3400000	3300000
		Total	9200750	8040000	7156000	3600000	3400000	3300000
28		Other Expenditures						
2822		Other Capital Expenditures						
	504	Studies, Research and Consultations	16669735	15023000	12575000	11830000	7150000	2150000
		Total	16669735	15023000	12575000	11830000	7150000	2150000
		Fixed Assets						
31		Non-financial Assets						
3111		Buildings and Constructions						
	508	Works and Constructions	29498260	30480000	27165000	18280000	2930000	6930000
		Total	29498260	30480000	27165000	18280000	2930000	6930000
3112		Devices, Machinery and Equipment						
	505	Equipment, Machines and Devices	8277990	50308000	36806000	12160000	4610000	5110000
		Total	8277990	50308000	36806000	12160000	4610000	5110000
3122		Inventories						
	503	Materials and supplies	42019	50000	50000	60000	60000	60000
		Total	42019	50000	50000	60000	60000	60000
3141		Lands						
	507	Lands	2444240	1836000	1500000	3550000	7500000	11500000
		Total	2444240	1836000	1500000	3550000	7500000	11500000
		Total of Chapter	67550686	107501213	86716000	51030000	27200000	30600000

Capital Expenditures According to Program and Projects for the Years 2016 - 2020

Chapter : 2001 Ministry of Energy and Mineral Resources

(In JDs)

Program 3501 Administration and Support Services								
Project		001 Institutional Capacities Enhancement Project						
Fund Source		102001 Capital (Treasury)						
Group	Item	Description	Actual 2016	Estimated 2017	Re-estimated 2017	Estimated 2018	Indicative 2019	Indicative 2020
21		Compensations of Employees						
2111		Salaries, Wages and Allowances						
	501	Salaries						
	001	Salaries	121864	150000	14000	0	0	0
		Total of Item	121864	150000	14000	0	0	0
	502	Wages						
	001	Wages	25445	70000	70000	0	0	0
		Total of Item	25445	70000	70000	0	0	0
2121		Social Security Contributions						
	517	Social Security						
	001	Social Security	30000	0	0	0	0	0
		Total of Item	30000	0	0	0	0	0
22		Use of Goods and Services						
2211		Use of Goods and Services						
	512	Operating and Sustaining Expenditures						
	008	Qualifying and training expenses	80554	35000	35000	85000	85000	85000
	012	Subscriptions, insurances	15262	10000	10000	20000	20000	20000
	015	Operating systems and software	14882	20000	20000	20000	20000	20000
	017	Promotion, advertising and awareness	11185	15000	15000	20000	20000	20000
	021	Printing house	75791	90000	90000	95000	95000	95000
	032	Conferences, celebrations and workshops	0	5000	5000	0	0	0
	035	Technical and administrative support	177797	650000	570000	400000	400000	400000
	108	Allowance for services of organizing oil derivatives distribution sector	78403	80000	80000	90000	90000	90000
	132	Services charges on examinations of chemical, physical, environmental and digital maps	0	0	0	150000	150000	150000
	999	n.e.c	515879	0	0	0	0	0
		Total of Item	969753	905000	825000	880000	880000	880000
31		Non-financial Assets						
3111		Buildings and Constructions						
	508	Works and Constructions						
	013	Buildings construction	0	0	0	10000	10000	10000
		Total of Item	0	0	0	10000	10000	10000
3112		Devices, Machinery and Equipment						
	505	Equipment, Machines and Devices						
	001	Computers and accessories	13536	25000	20000	30000	30000	30000
	003	Office supplies and equipment	0	0	0	10000	10000	10000
	006	Public safety devices and equipment	176	10000	8000	25000	25000	25000
	009	Laboratories and Measurement Devices	2535	10000	5000	25000	25000	25000
	045	Geological devices	0	10000	8000	25000	25000	25000
	068	Solar cells generating the electric energy	0	20000	0	110000	110000	110000
	999	n.e.c	8613	0	0	0	0	0
		Total of Item	24860	75000	41000	225000	225000	225000
3122		Inventories						
	503	Materials and supplies						
	006	Laboratories supplies and materials	25234	30000	30000	30000	30000	30000
	019	Spare parts supplies	13988	20000	20000	30000	30000	30000
	999	n.e.c	2797	0	0	0	0	0
		Total of Item	42019	50000	50000	60000	60000	60000
		Total of Project / Treasury	1213941	1250000	1000000	1175000	1175000	1175000

Capital Expenditures According to Program and Projects for the Years 2016 - 2020

Chapter : 2001 Ministry of Energy and Mineral Resources

(In JDs)

Program 3501 Administration and Support Services								
Project		002 E-Government/ Smart Project						
Fund Source		102001 Capital (Treasury)						
Group	item	Description	Actual 2016	Estimated 2017	Re-estimated 2017	Estimated 2018	Indicative 2019	Indicative 2020
22		Use of Goods and Services						
2211		Use of Goods and Services						
	512	Operating and Sustaining Expenditures						
	015	Operating systems and software	0	69213	0	100000	100000	100000
		Total of Item	0	69213	0	100000	100000	100000
		Total of Project / Treasury	0	69213	0	100000	100000	100000
		Total of Program	1213941	1319213	1000000	1275000	1275000	1275000

Capital Expenditures According to Program and Projects for the Years 2016 - 2020

Chapter : 2001 Ministry of Energy and Mineral Resources

(In JDs)

Program 3505 Energy Sector Development								
Project		002 Encouraging the establishment Natural Gas Distribution Network in many cities in the Kingdom/ Expropriation						
Fund Source		102001	Capital (Treasury)					
Group	item	Description	Actual 2016	Estimated 2017	Re-estimated 2017	Estimated 2018	Indicative 2019	Indicative 2020
31		Non-financial Assets						
3141		Lands						
	507	Lands						
	001	Lands expropriation and purchase	444240	500000	500000	500000	500000	500000
Total of Item			444240	500000	500000	500000	500000	500000
Total of Project / Treasury			444240	500000	500000	500000	500000	500000
Project		008 Establishing Energy Efficiency Fund						
Fund Source		102001	Capital (Treasury)					
Group	item	Description	Actual 2016	Estimated 2017	Re-estimated 2017	Estimated 2018	Indicative 2019	Indicative 2020
25		Subsidies						
2511		Subsidies to Public Corporations						
	520	Subsidies to non-financial public corporations/ capital						
	015	Energy Efficiency Fund	234248	500000	500000	500000	500000	500000
Total of Item			234248	500000	500000	500000	500000	500000
Total of Project / Treasury			234248	500000	500000	500000	500000	500000
Project		010 Supporting the Atomic Energy Commission projects						
Fund Source		102001	Capital (Treasury)					
Group	item	Description	Actual 2016	Estimated 2017	Re-estimated 2017	Estimated 2018	Indicative 2019	Indicative 2020
26		Support/ Grants						
2632		Support to General Government Units/ Capital						
	509	Subsidy to general government units/capital						
	055	Atomic Energy Commission	9200750	8040000	7156000	3600000	3400000	3300000
Total of Item			9200750	8040000	7156000	3600000	3400000	3300000
Total of Project / Treasury			9200750	8040000	7156000	3600000	3400000	3300000
Project		014 Exploiting wind energy for electricity generation (Fajj)						
Fund Source		102001	Capital (Treasury)					
Group	item	Description	Actual 2016	Estimated 2017	Re-estimated 2017	Estimated 2018	Indicative 2019	Indicative 2020
31		Non-financial Assets						
3141		Lands						
	507	Lands						
	001	Lands expropriation and purchase	2000000	1000000	1000000	750000	0	0
Total of Item			2000000	1000000	1000000	750000	0	0
Total of Project / Treasury			2000000	1000000	1000000	750000	0	0
Project		021 Thermal solar energy to generate electricity (CSP) / European grant						
Fund Source		102001	Capital (Treasury)					
Group	item	Description	Actual 2016	Estimated 2017	Re-estimated 2017	Estimated 2018	Indicative 2019	Indicative 2020
28		Other Expenditures						
2822		Other Capital Expenditures						
	504	Studies, Research and Consultations						
	014	Studies, research and design	230261	250000	0	200000	100000	100000
Total of Item			230261	250000	0	200000	100000	100000
Total of Project / Treasury			230261	250000	0	200000	100000	100000

Capital Expenditures According to Program and Projects for the Years 2016 - 2020

Chapter : 2001 Ministry of Energy and Mineral Resources

(In JDs)

Program 3505 Energy Sector Development								
Project		022 Promoting the use of solar heaters in cooperation with the National Center for Research and Development / European grant						
Fund Source		102001	Capital (Treasury)					
Group	item	Description	Actual 2016	Estimated 2017	Re-estimated 2017	Estimated 2018	Indicative 2019	Indicative 2020
28		Other Expenditures						
2822		Other Capital Expenditures						
	504	Studies, Research and Consultations						
	027	Purchasing consultation services	9800	50000	50000	100000	100000	100000
		Total of Item	9800	50000	50000	100000	100000	100000
		Total of Project / Treasury	9800	50000	50000	100000	100000	100000
Project		023 Establishing Customer Service Office/ European grant						
Fund Source		102001	Capital (Treasury)					
Group	item	Description	Actual 2016	Estimated 2017	Re-estimated 2017	Estimated 2018	Indicative 2019	Indicative 2020
22		Use of Goods and Services						
2211		Use of Goods and Services						
	512	Operating and Sustaining Expenditures						
	035	Technical and administrative support	17895	25000	25000	25000	25000	25000
		Total of Item	17895	25000	25000	25000	25000	25000
31		Non-financial Assets						
3112		Devices, Machinery and Equipment						
	505	Equipment, Machines and Devices						
	069	Modernizing and developing devices and equipment	110866	175000	125000	25000	25000	25000
		Total of Item	110866	175000	125000	25000	25000	25000
		Total of Project / Treasury	128761	200000	150000	50000	50000	50000
Project		024 Rationalize energy use in cooperation with the National Center for Research and Development/ European grant						
Fund Source		102001	Capital (Treasury)					
Group	item	Description	Actual 2016	Estimated 2017	Re-estimated 2017	Estimated 2018	Indicative 2019	Indicative 2020
31		Non-financial Assets						
3112		Devices, Machinery and Equipment						
	505	Equipment, Machines and Devices						
	069	Modernizing and developing devices and equipment	0	50000	50000	200000	200000	200000
		Total of Item	0	50000	50000	200000	200000	200000
		Total of Project / Treasury	0	50000	50000	200000	200000	200000

Capital Expenditures According to Program and Projects for the Years 2016 - 2020

Chapter : 2001 Ministry of Energy and Mineral Resources

(In JDs)

Program 3505 Energy Sector Development								
Project		025 Building and equipping Liquefied Natural Gas Terminal/ Aqaba						
Fund Source		102001 Capital (Treasury)						
Group	item	Description	Actual 2016	Estimated 2017	Re-estimated 2017	Estimated 2018	Indicative 2019	Indicative 2020
28		Other Expenditures						
2822		Other Capital Expenditures						
	504	Studies, Research and Consultations						
	014	Studies, research and design	860498	1500000	820000	1500000	500000	500000
		Total of Item	860498	1500000	820000	1500000	500000	500000
31		Non-financial Assets						
3111		Buildings and Constructions						
	508	Works and Constructions						
	040	Constructions	2934455	2000000	0	1500000	500000	500000
		Total of Item	2934455	2000000	0	1500000	500000	500000
3112		Devices, Machinery and Equipment						
	505	Equipment, Machines and Devices						
	055	Technical devices	0	320000	0	0	0	0
		Total of Item	0	320000	0	0	0	0
		Total of Project / Treasury	3794953	3820000	820000	3000000	1000000	1000000
Project		027 Jordanian nuclear power plant						
Fund Source		102001 Capital (Treasury)						
Group	item	Description	Actual 2016	Estimated 2017	Re-estimated 2017	Estimated 2018	Indicative 2019	Indicative 2020
28		Other Expenditures						
2822		Other Capital Expenditures						
	504	Studies, Research and Consultations						
	027	Purchasing consultation services	10100000	6000000	6000000	1500000	1500000	0
	035	Site studies	1900000	2000000	2000000	3500000	3500000	0
		Total of Item	12000000	8000000	8000000	5000000	5000000	0
		Total of Project / Treasury	12000000	8000000	8000000	5000000	5000000	0
Project		029 Facilities for storing petroleum derivatives						
Fund Source		102001 Capital (Treasury)						
Group	item	Description	Actual 2016	Estimated 2017	Re-estimated 2017	Estimated 2018	Indicative 2019	Indicative 2020
28		Other Expenditures						
2822		Other Capital Expenditures						
	504	Studies, Research and Consultations						
	014	Studies, research and design	1924585	2000000	1000000	3230000	0	0
		Total of Item	1924585	2000000	1000000	3230000	0	0
31		Non-financial Assets						
3111		Buildings and Constructions						
	508	Works and Constructions						
	040	Constructions	13094727	10000000	9000000	15000000	0	0
		Total of Item	13094727	10000000	9000000	15000000	0	0
3112		Devices, Machinery and Equipment						
	505	Equipment, Machines and Devices						
	055	Technical devices	0	8000000	7000000	8000000	0	0
		Total of Item	0	8000000	7000000	8000000	0	0
		Total of Project / Treasury	15019312	20000000	17000000	26230000	0	0

Capital Expenditures According to Program and Projects for the Years 2016 - 2020

Chapter : 2001 Ministry of Energy and Mineral Resources

(In JDs)

Program 3505 Energy Sector Development								
Project		031 Jordanian- Iraqi Oil Pipeline						
Fund Source		102001 Capital (Treasury)						
Group	item	Description	Actual 2016	Estimated 2017	Re-estimated 2017	Estimated 2018	Indicative 2019	Indicative 2020
31		Non-financial Assets						
3141		Lands						
	507	Lands						
	001	Lands expropriation and purchase	0	336000	0	800000	4000000	5000000
		Total of Item	0	336000	0	800000	4000000	5000000
		Total of Project / Treasury	0	336000	0	800000	4000000	5000000
Project		033 Evaluate the direct tenders of renewable energy projects/ European grant.						
Fund Source		102001 Capital (Treasury)						
Group	item	Description	Actual 2016	Estimated 2017	Re-estimated 2017	Estimated 2018	Indicative 2019	Indicative 2020
28		Other Expenditures						
2822		Other Capital Expenditures						
	504	Studies, Research and Consultations						
	014	Studies, research and design	118253	400000	400000	400000	400000	400000
		Total of Item	118253	400000	400000	400000	400000	400000
		Total of Project / Treasury	118253	400000	400000	400000	400000	400000
Project		034 Facilities to store oil derivatives/ north of the Kingdom						
Fund Source		102001 Capital (Treasury)						
Group	item	Description	Actual 2016	Estimated 2017	Re-estimated 2017	Estimated 2018	Indicative 2019	Indicative 2020
28		Other Expenditures						
2822		Other Capital Expenditures						
	504	Studies, Research and Consultations						
	014	Studies, research and design	0	168000	0	0	0	0
		Total of Item	0	168000	0	0	0	0
31		Non-financial Assets						
3112		Devices, Machinery and Equipment						
	505	Equipment, Machines and Devices						
	055	Technical devices	0	168000	0	0	0	0
		Total of Item	0	168000	0	0	0	0
		Total of Project / Treasury	0	336000	0	0	0	0
Project		035 Renewable energy projects for electricity generation- wind energy/ Maan						
Fund Source		102001 Capital (Treasury)						
Group	item	Description	Actual 2016	Estimated 2017	Re-estimated 2017	Estimated 2018	Indicative 2019	Indicative 2020
28		Other Expenditures						
2822		Other Capital Expenditures						
	504	Studies, Research and Consultations						
	014	Studies, research and design	642785	1000000	1000000	0	0	0
		Total of Item	642785	1000000	1000000	0	0	0
31		Non-financial Assets						
3111		Buildings and Constructions						
	508	Works and Constructions						
	040	Constructions	12611813	10310000	10310000	0	0	0
		Total of Item	12611813	10310000	10310000	0	0	0
3112		Devices, Machinery and Equipment						
	505	Equipment, Machines and Devices						
	047	Fans	8000000	15000000	15000000	0	0	0
		Total of Item	8000000	15000000	15000000	0	0	0
		Total of Project / Treasury	21254598	26310000	26310000	0	0	0

Capital Expenditures According to Program and Projects for the Years 2016 - 2020

Chapter : 2001 Ministry of Energy and Mineral Resources

(In JDs)

Program 3505 Energy Sector Development								
Project		036 Renewable energy projects for electricity generation - solar energy/ Aqaba						
Fund Source		102001 Capital (Treasury)						
Group	item	Description	Actual 2016	Estimated 2017	Re-estimated 2017	Estimated 2018	Indicative 2019	Indicative 2020
28		Other Expenditures						
2822		Other Capital Expenditures						
	504	Studies, Research and Consultations						
	014	Studies, research and design	510249	1000000	1000000	200000	0	0
		Total of Item	510249	1000000	1000000	200000	0	0
31		Non-financial Assets						
3111		Buildings and Constructions						
	508	Works and Constructions						
	040	Constructions	387156	7500000	7500000	0	0	0
		Total of Item	387156	7500000	7500000	0	0	0
3112		Devices, Machinery and Equipment						
	505	Equipment, Machines and Devices						
	062	Solar cells systems and equipment	0	22000000	11500000	0	0	0
		Total of Item	0	22000000	11500000	0	0	0
		Total of Project / Treasury	897405	30500000	20000000	200000	0	0
Project		037 Implementing energy auditing studies for institutions / European grant						
Fund Source		102001 Capital (Treasury)						
Group	item	Description	Actual 2016	Estimated 2017	Re-estimated 2017	Estimated 2018	Indicative 2019	Indicative 2020
28		Other Expenditures						
2822		Other Capital Expenditures						
	504	Studies, Research and Consultations						
	014	Studies, research and design	0	25000	25000	50000	50000	50000
		Total of Item	0	25000	25000	50000	50000	50000
31		Non-financial Assets						
3112		Devices, Machinery and Equipment						
	505	Equipment, Machines and Devices						
	055	Technical devices	125000	75000	75000	150000	150000	150000
		Total of Item	125000	75000	75000	150000	150000	150000
		Total of Project / Treasury	125000	100000	100000	200000	200000	200000
Project		039 Expanding electricity generation project using the solar cells in Azraq						
Fund Source		102001 Capital (Treasury)						
Group	item	Description	Actual 2016	Estimated 2017	Re-estimated 2017	Estimated 2018	Indicative 2019	Indicative 2020
28		Other Expenditures						
2822		Other Capital Expenditures						
	504	Studies, Research and Consultations						
	014	Studies, research and design	0	50000	0	250000	250000	250000
		Total of Item	0	50000	0	250000	250000	250000
31		Non-financial Assets						
3111		Buildings and Constructions						
	508	Works and Constructions						
	040	Constructions	0	300000	0	1000000	600000	600000
		Total of Item	0	300000	0	1000000	600000	600000
3112		Devices, Machinery and Equipment						
	505	Equipment, Machines and Devices						
	055	Technical devices	0	50000	0	250000	250000	250000
		Total of Item	0	50000	0	250000	250000	250000
		Total of Project / Treasury	0	400000	0	1500000	1100000	1100000

Capital Expenditures According to Program and Projects for the Years 2016 - 2020

Chapter : 2001 Ministry of Energy and Mineral Resources

(In JDs)

Program 3505 Energy Sector Development								
Project		046 Modernizing Jordan Seismological Observatory						
Fund Source		102001	Capital (Treasury)					
Group	item	Description	Actual 2016	Estimated 2017	Re-estimated 2017	Estimated 2018	Indicative 2019	Indicative 2020
22		Use of Goods and Services						
2211		Use of Goods and Services						
	512	Operating and Sustaining Expenditures						
	006	Devices, tools and equipment maintenance	0	5000	5000	0	0	0
	012	Subscriptions, insurances	18487	20000	15000	20000	20000	20000
	015	Operating systems and software	0	20000	10000	25000	25000	25000
		Total of Item	18487	45000	30000	45000	45000	45000
31		Non-financial Assets						
3111		Buildings and Constructions						
	508	Works and Constructions						
	040	Constructions	2314	20000	5000	20000	20000	20000
		Total of Item	2314	20000	5000	20000	20000	20000
3112		Devices, Machinery and Equipment						
	505	Equipment, Machines and Devices						
	044	Earthquakes seismograph devices	17264	35000	15000	35000	35000	35000
		Total of Item	17264	35000	15000	35000	35000	35000
		Total of Project / Treasury	38065	100000	50000	100000	100000	100000
Project		047 Oil Shale Exploration						
Fund Source		102001	Capital (Treasury)					
Group	item	Description	Actual 2016	Estimated 2017	Re-estimated 2017	Estimated 2018	Indicative 2019	Indicative 2020
28		Other Expenditures						
2822		Other Capital Expenditures						
	504	Studies, Research and Consultations						
	014	Studies, research and design	73800	180000	180000	150000	0	0
		Total of Item	73800	180000	180000	150000	0	0
31		Non-financial Assets						
3111		Buildings and Constructions						
	508	Works and Constructions						
	016	Excavations and wells construction	467795	350000	350000	200000	200000	200000
		Total of Item	467795	350000	350000	200000	200000	200000
		Total of Project / Treasury	541595	530000	530000	350000	200000	200000
Project		048 Exploration for minerals resources						
Fund Source		102001	Capital (Treasury)					
Group	item	Description	Actual 2016	Estimated 2017	Re-estimated 2017	Estimated 2018	Indicative 2019	Indicative 2020
31		Non-financial Assets						
3111		Buildings and Constructions						
	508	Works and Constructions						
	016	Excavations and wells construction	0	0	0	250000	300000	300000
		Total of Item	0	0	0	250000	300000	300000
		Total of Project / Treasury	0	0	0	250000	300000	300000

Capital Expenditures According to Program and Projects for the Years 2016 - 2020

Chapter : 2001 Ministry of Energy and Mineral Resources

(In JDs)

Program 3505 Energy Sector Development								
Project		049 Petroleum Exploration through marketing explorative areas						
Fund Source		102001 Capital (Treasury)						
Group	item	Description	Actual 2016	Estimated 2017	Re-estimated 2017	Estimated 2018	Indicative 2019	Indicative 2020
28		Other Expenditures						
2822		Other Capital Expenditures						
	504	Studies, Research and Consultations						
	014	Studies, research and design	299504	200000	0	200000	200000	200000
		Total of Item	299504	200000	0	200000	200000	200000
31		Non-financial Assets						
3111		Buildings and Constructions						
	508	Works and Constructions						
	040	Constructions	0	0	0	300000	300000	300000
		Total of Item	0	0	0	300000	300000	300000
		Total of Project / Treasury	299504	200000	0	500000	500000	500000
Project		050 Solar cells for homes/ European grant						
Fund Source		102001 Capital (Treasury)						
Group	item	Description	Actual 2016	Estimated 2017	Re-estimated 2017	Estimated 2018	Indicative 2019	Indicative 2020
31		Non-financial Assets						
3112		Devices, Machinery and Equipment						
	505	Equipment, Machines and Devices						
	069	Modernizing and developing devices and equipment	0	500000	500000	875000	625000	625000
		Total of Item	0	500000	500000	875000	625000	625000
		Total of Project / Treasury	0	500000	500000	875000	625000	625000
Project		051 Solar heaters for homes/ European grant						
Fund Source		102001 Capital (Treasury)						
Group	item	Description	Actual 2016	Estimated 2017	Re-estimated 2017	Estimated 2018	Indicative 2019	Indicative 2020
31		Non-financial Assets						
3112		Devices, Machinery and Equipment						
	505	Equipment, Machines and Devices						
	069	Modernizing and developing devices and equipment	0	500000	500000	1000000	800000	800000
		Total of Item	0	500000	500000	1000000	800000	800000
		Total of Project / Treasury	0	500000	500000	1000000	800000	800000
Project		052 Seismic and geological surveys						
Fund Source		102001 Capital (Treasury)						
Group	item	Description	Actual 2016	Estimated 2017	Re-estimated 2017	Estimated 2018	Indicative 2019	Indicative 2020
28		Other Expenditures						
2822		Other Capital Expenditures						
	504	Studies, Research and Consultations						
	014	Studies, research and design	0	200000	100000	300000	300000	300000
		Total of Item	0	200000	100000	300000	300000	300000
		Total of Project / Treasury	0	200000	100000	300000	300000	300000

Capital Expenditures According to Program and Projects for the Years 2016 - 2020

Chapter : 2001 Ministry of Energy and Mineral Resources

(In JDs)

Program 3505 Energy Sector Development								
Project		054 Executing the National Plan for Energy Efficiency / European grant						
Fund Source		102001 Capital (Treasury)						
Group	item	Description	Actual 2016	Estimated 2017	Re-estimated 2017	Estimated 2018	Indicative 2019	Indicative 2020
28		Other Expenditures						
2822		Other Capital Expenditures						
	504	Studies, Research and Consultations						
	014	Studies, research and design	0	0	0	200000	200000	200000
		Total of Item	0	0	0	200000	200000	200000
		Total of Project / Treasury	0	0	0	200000	200000	200000
Project		055 Executing the natural gas line / Sheikh Hussein Crossing						
Fund Source		102001 Capital (Treasury)						
Group	item	Description	Actual 2016	Estimated 2017	Re-estimated 2017	Estimated 2018	Indicative 2019	Indicative 2020
31		Non-financial Assets						
3141		Lands						
	507	Lands						
	001	Lands expropriation and purchase	0	0	0	1500000	3000000	6000000
		Total of Item	0	0	0	1500000	3000000	6000000
		Total of Project / Treasury	0	0	0	1500000	3000000	6000000
Project		057 Building a solar energy planet to generate electricity for the Synchrotron Light accelerator with size (6) Megawatts / Europe grant						
Fund Source		102001 Capital (Treasury)						
Group	item	Description	Actual 2016	Estimated 2017	Re-estimated 2017	Estimated 2018	Indicative 2019	Indicative 2020
31		Non-financial Assets						
3112		Devices, Machinery and Equipment						
	505	Equipment, Machines and Devices						
	062	Solar cells systems and equipment	0	3360000	2000000	1000000	1000000	1000000
		Total of Item	0	3360000	2000000	1000000	1000000	1000000
		Total of Project / Treasury	0	3360000	2000000	1000000	1000000	1000000
Project		058 Houses roofs insulation / European grant						
Fund Source		102001 Capital (Treasury)						
Group	item	Description	Actual 2016	Estimated 2017	Re-estimated 2017	Estimated 2018	Indicative 2019	Indicative 2020
31		Non-financial Assets						
3112		Devices, Machinery and Equipment						
	505	Equipment, Machines and Devices						
	069	Modernizing and developing devices and equipment	0	0	0	100000	1000000	1500000
		Total of Item	0	0	0	100000	1000000	1500000
		Total of Project / Treasury	0	0	0	100000	1000000	1500000
Project		059 Solar cells of mosques / European grant						
Fund Source		102001 Capital (Treasury)						
Group	item	Description	Actual 2016	Estimated 2017	Re-estimated 2017	Estimated 2018	Indicative 2019	Indicative 2020
31		Non-financial Assets						
3112		Devices, Machinery and Equipment						
	505	Equipment, Machines and Devices						
	069	Modernizing and developing devices and equipment	0	0	0	300000	300000	300000
		Total of Item	0	0	0	300000	300000	300000
		Total of Project / Treasury	0	0	0	300000	300000	300000

Capital Expenditures According to Program and Projects for the Years 2016 - 2020

Chapter : 2001 Ministry of Energy and Mineral Resources

(In JDs)

Program 3505 Energy Sector Development								
Project		060 Geo-chemical and Geo-physical studies						
Fund Source		102001 Capital (Treasury)						
Group	item	Description	Actual 2016	Estimated 2017	Re-estimated 2017	Estimated 2018	Indicative 2019	Indicative 2020
28		Other Expenditures						
2822		Other Capital Expenditures						
	504	Studies, Research and Consultations						
	014	Studies, research and design	0	0	0	50000	50000	50000
		Total of Item	0	0	0	50000	50000	50000
		Total of Project / Treasury	0	0	0	50000	50000	50000
Project		062 Solar cells in South of Amman / kfw grant						
Fund Source		102001 Capital (Treasury)						
Group	item	Description	Actual 2016	Estimated 2017	Re-estimated 2017	Estimated 2018	Indicative 2019	Indicative 2020
31		Non-financial Assets						
3111		Buildings and Constructions						
	508	Works and Constructions						
	040	Constructions	0	0	0	0	1000000	5000000
		Total of Item	0	0	0	0	1000000	5000000
		Total of Project / Treasury	0	0	0	0	1000000	5000000
Total of Program			66336745	106182000	86716000	49755000	25925000	29325000
Total of Chapter			67550686	107501213	86716000	51030000	27200000	30600000