

Chapter : 1602 Ministry of Industry, Trade and Supply / Companies Control Department

- Creation:** The Companies Control Department was established under the provisions of Companies Law No.(22) for the year 1997 and amendments thereto. It was one of the directorates affiliated to the Ministry of Industry, Trade and Supply; then a special bylaw was issued therefor named the (Companies Control Department Administrative Organization Bylaw No. (44) for the year 2003).
- Vision :** To be a distinguished department in providing registration services, executing effective control tools to ensure and activate the principles of corporate governance as well as providing a safe and growing investment environment to participate in the national economy development.
- Mission:** Providing and controlling registration of companies' services and in line with monitoring, financial and legal system to preserve rights of the service recipients through teamwork and follow the comprehensive quality methods to develop the national economy.
- Legal Framework :** Companies Law No. (22) for the year 1997, and amendments thereto

Tasks of the Ministry / Department:

- Registration of the various types of companies in the Hashemite Kingdom of Jordan
- Legal, financial and administrative control on the existing companies to protect and take care of all registered companies in the Kingdom.
- Perform the supportive and guidance role for stumbling companies and conduct legal and financial studies related to investment and rectify the statuses of violating companies.
- Apply corporate good governance standards as per criteria used in transparency, shareholders rights and action mechanisms of boards of directors.
- Secure appropriate investment environment which attracts the national and foreign capital through updating the laws and legislation related to companies.

Ministry/Department Contribution to the Achievement of the National Objectives:

- Stimulate the investment climate and develop the national economy.
- Improve the services provided to citizens.

Major Issues and Challenges which face the Ministry / Department:

- Lack of the necessary resources to cover some policies and activities of the Department
- Inability to attract qualified cadres due to low salaries despite the increasing burdens upon the Department in light of new Companies Law
- The difficulty of following up some registered companies for the lack of clear and known address due to lack of legislation that obliges them to identify a permanent and known address; and this reflects negatively on the Department's control role on such companies.
- Weak awareness of registration applicants of registration procedures and statutory requirements despite the information bulletins on the Department's clarifications on the electronic web site

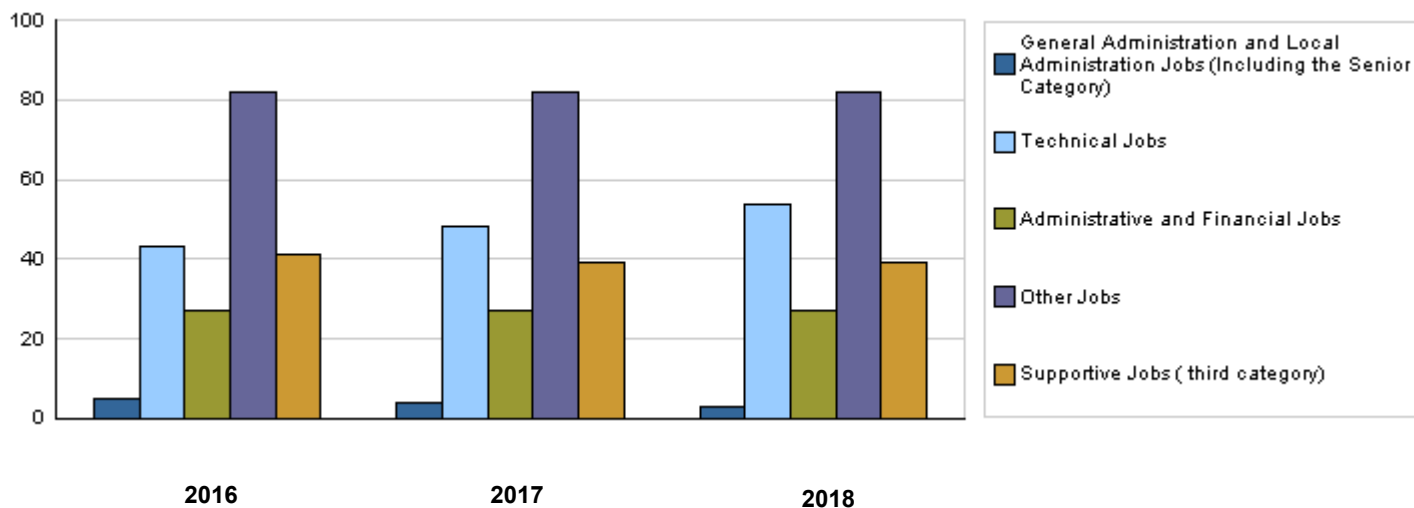
CHAPTER : 1602 Ministry of Industry, Trade and Supply / Companies Control Department

Strategic Objectives and Performance Indicators of the Ministry / Department

Strategic Objective	Performance Indicator	Base year	Value	Actual Value	Target Value	Preliminary Self Evaluation	Target Value		
				2016	2017	2017	2018	2019	2020
1 - To unify The International Standard Industrial Classification of Economic Activities (4ISIC)	1 Number of companies corrected their situations	2017	-	-	40000	0	40000	40000	40000
2 - To simplify the administrative procedures to the time simplification for businessmen	1 Number of provided electronic services	2016	6	6	12	6	26	46	80
3 - To protect the small shareholders in Public Shareholding Companies	1 Number of audit and investigation committees and formed management	2016	31	42	30	12	30	35	40
4 - To enable the companies to submit complaints electronically.	1 Number of complaints submitted electronically	2016	25	93	30	93	125	130	135
5 - To encourage the Companies' Directors to participate in specialized training programs on best practices of the companies' governance.	1 Number of held workshops	2016	2	2	4	2	4	5	6
6 - To develop the law's companies, legislations, regulations and instructions issued at law to keep up with the best international practices.	1 Percentage of law enforcement and development and preparation of bylaws	2017	-	-	40%	30%	50%	60%	70%

Number of Staff of the Ministry / Department

Group	Job	2016			2017			Preliminary 2018		
		Male	Female	Total	Male	Female	Total	Male	Female	Total
General Administration and Local Administration Jobs (Including the Senior Category)	Companies' Controller	1	0	1	1	0	1	1	0	1
	General Administration and Consultants	3	1	4	2	1	3	2	0	2
Technical Jobs	Technical jobs (Programmer, Data Entry Clerk)	30	13	43	32	16	48	36	18	54
Administrative and Financial Jobs	Administrative and financial jobs	14	13	27	14	13	27	14	13	27
Other Jobs	Investment and finance jobs	57	25	82	57	25	82	57	25	82
Supportive Jobs (third category)	Supportive jobs (Office Boy, Driver)	26	15	41	25	14	39	25	14	39
Total		131	67	198	131	69	200	135	70	205
Total Cost of Salaries		754747	388809	1143556	794640	409360	1204000	856680	441320	1298000



Key Information of the Ministry / Department

No.	Description	2014	2015	2016	2017	2018
1	Number of registered companies annually	7518	6338	7061	7002	7050
2	Volume of annually registered capitals (million JDs)	196	159	127	300	320
3	The Department's revenues (in thousand JDs)	12131	11788	11016	12570	12600

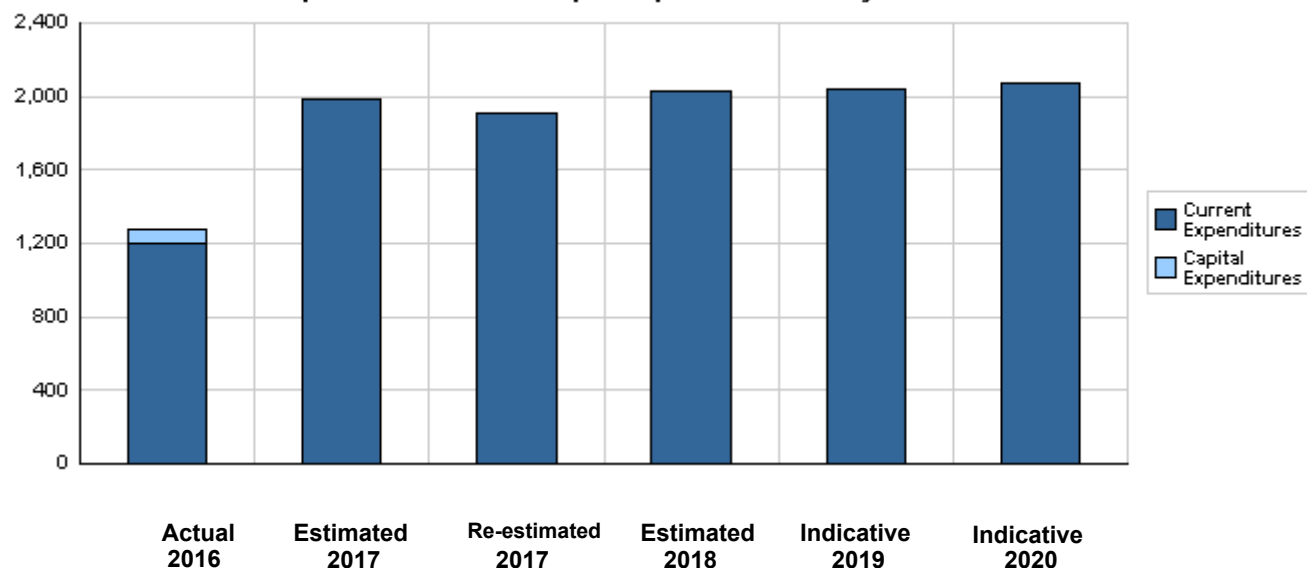
**Overall Summary of Expenditures for Chapter 1602- Ministry of Industry, Trade and Supply /
Companies Control Department
for the Years 2016 - 2020**

(In JDs)

Description		Actual 2016	Estimated 2017	Re-estimated 2017	Estimated 2018	Indicative 2019 2020	
Group	Current Expenditures						
2111	Salaries, Wages and Allowances	1,044,255	1,164,000	1,095,000	1,175,000	1,199,000	1,226,000
2121	Social Security Contributions	99,301	109,000	109,000	123,000	126,000	128,000
2211	Use of Goods and Services	59,419	79,000	70,000	75,000	80,000	85,000
2511	Subsidies to Public Corporations	0	575,000	575,000	600,000	600,000	600,000
2821	Other Current Expenditures	1,949	3,000	3,000	3,000	3,000	3,000
3112	Devices, Machinery and Equipment	0	60,000	58,000	57,000	27,000	27,000
Total current expenditures		1,204,924	1,990,000	1,910,000	2,033,000	2,035,000	2,069,000
Capital Expenditures							
2211	Use of Goods and Services	55,007	0	0	0	0	0
3112	Devices, Machinery and Equipment	21,526	0	0	0	0	0
Total capital expenditures		76,533	0	0	0	0	0
Treasury		76,533	0	0	0	0	0
Total current and capital expenditures		1,281,457	1,990,000	1,910,000	2,033,000	2,035,000	2,069,000

(Thousands of JDs)

Graph of the current and capital expenditures for the years 2016 - 2020

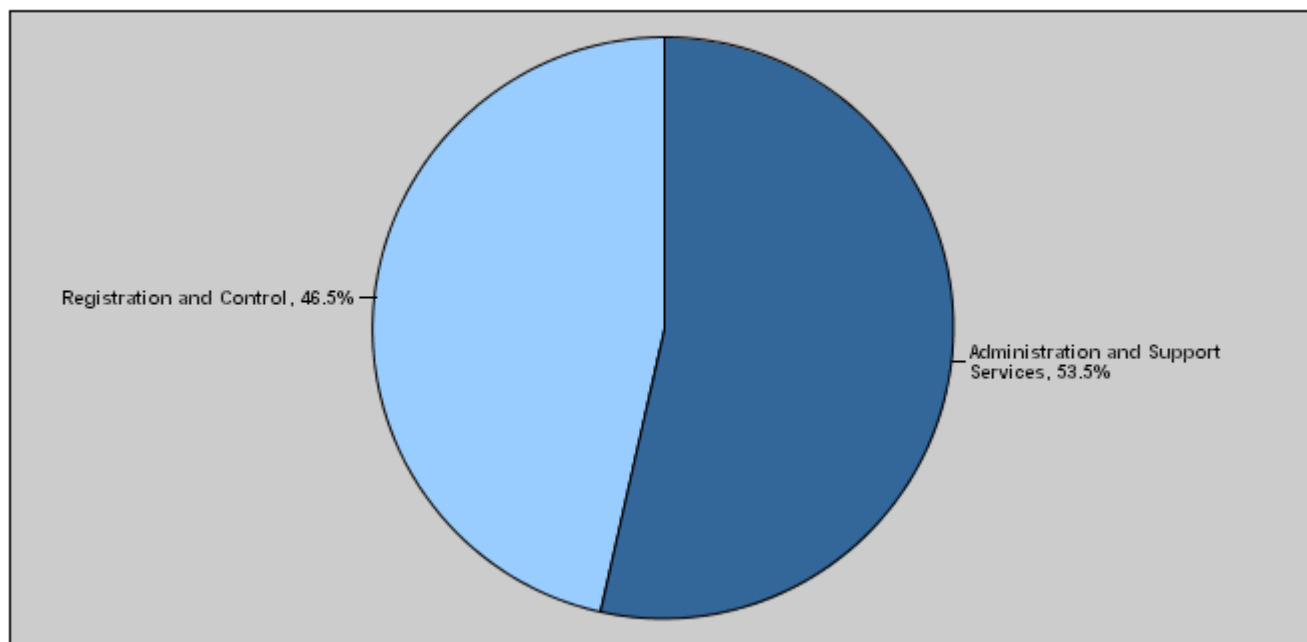


**Budget of Chapter 1602 - Ministry of Industry, Trade and Supply / Companies Control Department
For the Year 2018 Distributed According to Program**

(In JDs)

Prog.	Description	Current Expenditures	Capital Expenditures	Total Expenditures
2901	Administration and Support Services	1,087,000	0	1,087,000
2905	Registration and Control	946,000	0	946,000
Total		2,033,000	0	2,033,000

Total Expenditures for the Year 2018 Distributed According to Programs



Estimated Allocations for Females distributed according to Programs for the Years 2016 - 2020

Program	2016	2017	2018	2019	2020
2901 Administration and Support Services	242300	397600	416600	412800	420800
2905 Registration and Control	200500	280700	302700	306500	310700
Total	442800	678300	719300	719300	731500

**Budget Chapter 1602 - Ministry of Industry, Trade and Supply / Companies Control Department Distributed
According to the Program**

2901 Administration and Support Services Program

Objective of the program :

This program aims to develop the level of human resources in terms of training, delegation of authorities, job replacement and dissemination and application of the concept of knowledge economy, prepare the electronic programs that help the Department to optimally perform its tasks at the required pace and reach distinguished levels of job satisfaction as well as the recipients' satisfaction services.

The strategic objective related to the program :

- Simplify the administrative procedures to the time simplification for businessmen.

Directorates associated with the program :

- 1- Public Administration Directorate (Human Resources, Supplies, Traffic)
- 2- Financial Affairs Directorate
- 3- Computer Directorate
- 4- Controller's Office
- 5- Internal Control Unit
- 6- Knowledge Directorate

Services provided by the program :

Provide the financial and administrative support to all the Department's programs and projects.

Staff working in the program :

The program is implemented through a functional staff in 2017 estimated with (70) staff, including (43) males and (27) females .

Performance Measurement Indicators for Program

Performance Measurement Indicator	Base Year	Value	Actual value	Target Value	Preliminary Self Evaluation	Target Value		
			2016	2017		2017	2018	2019
1 Time needed to complete a transaction/ minute	2009	35	25	25	25	25	25	25

Appropriations Of Administration and Support Services Program as Per Activities and Projects. (In JDs)

Activities and Projects	Actual	Estimated	Re-estimated	Estimated	Indicative	
	2016	2017	2017	2018	2019	2020
Current Expenditures	654,927	1,069,000	1,032,000	1,087,000	1,078,000	1,099,000
601 Administrative and Support Services	654,927	1,069,000	1,032,000	1,087,000	1,078,000	1,099,000
Capital Expenditures	0	0	0	0	0	0
Program / Treasury	0	0	0	0	0	0
Total Program	654,927	1,069,000	1,032,000	1,087,000	1,078,000	1,099,000

**Budget Chapter 1602 - Ministry of Industry, Trade and Supply / Companies Control Department Distributed
According to the Program**

2905	Registration and Control Program
-------------	---

Objective of the program :

This program aims to achieve a distinguished level in companies registration and control as per international means and standards.

The strategic objective related to the program :

- Unify The International Standard Industrial Classification of Economic Activities (ISIC4).
- Protect the minority shareholders in Public Shareholding Companies.
- Enable the companies to submit complaints electronically.
- Encourage the Companies' Directors to participate in specialized training programs on best practices of the companies' governance.
- Develop the companies law, legislations, bylaws and instructions issued at law in line with the best international practices.

Directorates associated with the program :

- 1- Registration Directorate
- 2- Financial Control Directorate
- 3- Legal Affairs Directorate
- 4- Auditing Directorate
- 5- Knowledge Directorate

Services provided by the program :

- This program works on developing registration services and post-registration services through:-
- Documenting and specifying work procedures and realizing distinguished levels of service recipients' satisfaction.
 - Developing electronic guidance and direction processes.
 - Enhancing pre and post control mechanisms of companies and rescuing the stumbling companies.
 - Developing legislation to enhance partnership with the private sector.
 - Protecting the rights of shareholders, partners and right holders.

Staff working in the program :

The program is implemented through a functional staff in 2017 estimated with (130) staff, including (88) males and (42) females .

Performance Measurement Indicators for Program

Performance Measurement Indicator	Base Year	Value	Actual value	Target Value	Preliminary Self Evaluation	Target Value			
			2016	2017		2017	2018	2019	2020
1	Number of registered companies/ (annually)	2009	8064	7061	7250	7002	7050	7300	7350
2	Number of companies in violation of the law	2009	150	150	110	140	150	160	170

Appropriations Of Registration and Control Program as Per Activities and Projects.

(In JDs)

Activities and Projects	Actual	Estimated	Re-estimated	Estimated	Indicative	
	2016	2017	2017	2018	2019	2020
Current Expenditures	549,997	921,000	878,000	946,000	957,000	970,000
601 Documentation, registration and control on companies	549,997	921,000	878,000	946,000	957,000	970,000
Capital Expenditures	76,533	0	0	0	0	0
001 Registration and Control Program Administration Project	76,533	0	0	0	0	0
Program / Treasury	76,533	0	0	0	0	0
Total Program	626,530	921,000	878,000	946,000	957,000	970,000

Chapter : 1602 Ministry of Industry, Trade and Supply / Companies Control Department

(In JDs)

Current Activities Appropriations According to Program								
Prog.	Activites		Actual	Estimated	Re-estimated	Estimated	Indicative	Indicative
			2016	2017	2017	2018	2019	2020
2905	601	Documentation, registration and control on companies	549997	921000	878000	946000	957000	970000
		Total of Program	549997	921000	878000	946000	957000	970000
2901	601	Administrative and Support Services	654927	1069000	1032000	1087000	1078000	1099000
		Total of Program	654927	1069000	1032000	1087000	1078000	1099000
		Total	1204924	1990000	1910000	2033000	2035000	2069000

Capital Projects Appropriations According to Program								
Prog.	Projects		Actual	Estimated	Re-estimated	Estimated	Indicative	Indicative
			2016	2017	2017	2018	2019	2020
2905	001	Registration and Control Program Administration Project	76533	0	0	0	0	0
		Total of Program	76533	0	0	0	0	0
		Total	76533	0	0	0	0	0

Overall Summary of Current Expenditures for the Years 2016 - 2020

Chapter: 1602 Ministry of Industry, Trade and Supply / Companies Control Department (In JDs)

Group	Item	Description	Actual 2016	Estimated 2017	Re-estimated 2017	Estimated 2018	Indicative 2019	Indicative 2020
21		Compensations of Employees						
2111		Salaries, Wages and Allowances						
	101	Classified Employees	74599	64000	56000	64000	66000	68000
	102	Unclassified Employees	332760	345000	333000	352000	356000	360000
	103	Comprehensive Contract Employees	25086	7900	7000	8000	8000	11000
	105	Personal Cost of Living Allowance	286471	325000	302000	321000	326000	328000
	106	Family Cost of Living Allowance	23146	30000	25000	28000	30000	34000
	111	Additional Allowance	192548	220000	213000	228000	231000	235000
	112	Other Allowances	709	1100	1000	0	0	0
	113	Transportation Allowance	48340	57000	55000	60000	60000	63000
	114	Transport Allowance	17761	22000	18000	18000	20000	22000
	116	Employees' Bonuses	24526	25000	25000	25000	25000	25000
	120	Contract Employees	18309	67000	60000	71000	77000	80000
Total			1044255	1164000	1095000	1175000	1199000	1226000
2121		Social Security Contributions						
	301	Social Security	99301	109000	109000	123000	126000	128000
Total			99301	109000	109000	123000	126000	128000
22		Use of Goods and Services						
2211		Use of Goods and Services						
	202	Telecommunications Services	7516	8500	7000	8000	9000	10000
	205	Fuels	3155	6000	5000	5000	6000	7000
	206	Maintenance of Machines, furniture and accessories	7979	8000	6000	6000	7000	8000
	207	Maintenance of vehicles, equipment and accessories	744	3000	2000	2000	3000	4000
	208	Repair and maintenance of buildings and accessories	1609	3000	3000	4000	5000	6000
	209	Stationery, Publications and Office Supplies	25994	26000	26000	23000	23000	23000
	210	Substances and raw materials (medicines, clothes, food, films, etc..)	1832	2000	2000	2000	2000	2000
	211	Cleaning services and supplies including cleaning contracts	2348	8000	6000	8000	8000	8000
	212	Insurance	833	3000	2000	3000	3000	3000
	213	Official Travel Missions	2455	3500	3000	4000	4000	4000
	214	Goods and services expenses	4954	8000	8000	10000	10000	10000
Total			59419	79000	70000	75000	80000	85000
25		Subsidies						
2511		Subsidies to Public Corporations						
	304	Subsidies to non-financial public corporations	0	575000	575000	600000	600000	600000
Total			0	575000	575000	600000	600000	600000
28		Other Expenditures						
2821		Other Current Expenditures						
	303	Scientific scholarships and training courses	1949	3000	3000	3000	3000	3000
Total			1949	3000	3000	3000	3000	3000
31		Non-financial Assets						
3112		Devices, Machinery and Equipment						
	402	Devices, Machinery and Equipment	0	60000	58000	57000	27000	27000
Total			0	60000	58000	57000	27000	27000
Total of Chapter			1204924	1990000	1910000	2033000	2035000	2069000

Current Expenditures According to Program and Activities for the Years 2016 - 2020

Chapter : 1602 - Ministry of Industry, Trade and Supply / Companies Control Department

(In JDs)

Program : 2901 - Administration and Support Services								
Activity : 601 - Administrative and Support Services								
Group	Item	Description	Actual 2016	Estimated 2017	Re-estimated 2017	Estimated 2018	Indicative 2019	Indicative 2020
21		Compensations of Employees						
2111		Salaries, Wages and Allowances						
	101	Classified Employees	42497	32000	29000	32000	33000	34000
	102	Unclassified Employees	176702	172500	172000	176000	178000	180000
	103	Comprehensive Contract Employees	13086	7900	7000	8000	8000	11000
	105	Personal Cost of Living Allowance	145529	162500	151000	161000	165000	166000
	106	Family Cost of Living Allowance	10813	15000	13000	14000	15000	17000
	111	Additional Allowance	97292	110000	108000	114000	116000	118000
	112	Other Allowances	709	1100	1000	0	0	0
	113	Transportation Allowance	24737	28500	27000	30000	30000	31000
	114	Transport Allowance	8720	11000	9000	9000	10000	11000
	116	Employees' Bonuses	14526	15000	15000	10000	10000	10000
	120	Contract Employees	5948	33500	31000	35000	38000	40000
		Total	540559	589000	563000	589000	603000	618000
2121		Social Security Contributions						
	301	Social Security	53000	54500	54500	64000	66000	67000
		Total	53000	54500	54500	64000	66000	67000
22		Use of Goods and Services						
2211		Use of Goods and Services						
	202	Telecommunications Services	7516	8500	7000	8000	9000	10000
	205	Fuels	3155	6000	5000	5000	6000	7000
		002 Saloon vehicles	3155	6000	5000	5000	6000	7000
	206	Maintenance of Machines, furniture and accessories	7979	8000	6000	6000	7000	8000
	207	Maintenance of vehicles, equipment and accessories	744	3000	2000	2000	3000	4000
	208	Repair and maintenance of buildings and accessories	1609	3000	3000	4000	5000	6000
	209	Stationery, Publications and Office Supplies	25994	26000	26000	23000	23000	23000
	210	Substances and raw materials (medicines, clothes, food, films, etc..)	1832	2000	2000	2000	2000	2000
	211	Cleaning services and supplies including cleaning contracts	2348	8000	6000	8000	8000	8000
	212	Insurance	833	3000	2000	3000	3000	3000
	213	Official Travel Missions	2455	3500	3000	4000	4000	4000
	214	Goods and services expenses	4954	8000	8000	10000	10000	10000
		Total	59419	79000	70000	75000	80000	85000
25		Subsidies						
2511		Subsidies to Public Corporations						
	304	Subsidies to non-financial public corporations	0	285000	285000	300000	300000	300000
		109 Fees Fund of employees' Companies Control Department *	0	285000	285000	300000	300000	300000
		Total	0	285000	285000	300000	300000	300000
28		Other Expenditures						
2821		Other Current Expenditures						
	303	Scientific scholarships and training courses	1949	1500	1500	2000	2000	2000
		Total	1949	1500	1500	2000	2000	2000
31		Non-financial Assets						
3112		Devices, Machinery and Equipment						
	402	Devices, Machinery and Equipment	0	60000	58000	57000	27000	27000
		001 Computers and accessories	0	60000	58000	57000	27000	27000
		Total	0	60000	58000	57000	27000	27000
		Total of Activity	654927	1069000	1032000	1087000	1078000	1099000
		Total of Program	654927	1069000	1032000	1087000	1078000	1099000

Current Expenditures According to Program and Activities for the Years 2016 - 2020

Chapter : 1602 - Ministry of Industry, Trade and Supply / Companies Control Department

(In JDs)

Program : 2905 - Registration and Control								
Activity : 601 - Documentation, registration and control on companies								
Group	Item	Description	Actual 2016	Estimated 2017	Re-estimated 2017	Estimated 2018	Indicative 2019	Indicative 2020
21		Compensations of Employees						
2111		Salaries, Wages and Allowances						
	101	Classified Employees	32102	32000	27000	32000	33000	34000
	102	Unclassified Employees	156058	172500	161000	176000	178000	180000
	103	Comprehensive Contract Employees	12000	0	0	0	0	0
	105	Personal Cost of Living Allowance	140942	162500	151000	160000	161000	162000
	106	Family Cost of Living Allowance	12333	15000	12000	14000	15000	17000
	111	Additional Allowance	95256	110000	105000	114000	115000	117000
	113	Transportation Allowance	23603	28500	28000	30000	30000	32000
	114	Transport Allowance	9041	11000	9000	9000	10000	11000
	116	Employees' Bonuses	10000	10000	10000	15000	15000	15000
	120	Contract Employees	12361	33500	29000	36000	39000	40000
		Total	503696	575000	532000	586000	596000	608000
2121		Social Security Contributions						
	301	Social Security	46301	54500	54500	59000	60000	61000
		Total	46301	54500	54500	59000	60000	61000
25		Subsidies						
2511		Subsidies to Public Corporations						
	304	Subsidies to non-financial public corporations	0	290000	290000	300000	300000	300000
	108	Supervise Fund on meetings of corporate public institutions *	0	290000	290000	300000	300000	300000
		Total	0	290000	290000	300000	300000	300000
28		Other Expenditures						
2821		Other Current Expenditures						
	303	Scientific scholarships and training courses	0	1500	1500	1000	1000	1000
		Total	0	1500	1500	1000	1000	1000
		Total of Activity	549997	921000	878000	946000	957000	970000
		Total of Program	549997	921000	878000	946000	957000	970000
		Total of Chapter	1204924	1990000	1910000	2033000	2035000	2069000

* This item shall be disbursed not exceeding the amount supplied to the Public Treasury according to provisions of applicable Revenues Supplying Law of Government Departments and Units.

Overall Summary of Capital Expenditures for the Years 2016 - 2020

Chapter : 1602 Ministry of Industry, Trade and Supply / Companies Control Department (In JDs)

Group	Item	Description	Actual 2016	Estimated 2017	Re-estimated 2017	Estimated 2018	Indicative 2019	Indicative 2020
		Expenditures						
22		Use of Goods and Services						
2211		Use of Goods and Services						
	510	Buildings and facilities repair and maintenance	5421	0	0	0	0	0
	512	Operating and Sustaining Expenditures	49586	0	0	0	0	0
		Total	55007	0	0	0	0	0
		Fixed Assets						
31		Non-financial Assets						
3112		Devices, Machinery and Equipment						
	505	Equipment, Machines and Devices	21526	0	0	0	0	0
		Total	21526	0	0	0	0	0
		Total of Chapter	76533	0	0	0	0	0

Capital Expenditures According to Program and Projects for the Years 2016 - 2020

Chapter : 1602 Ministry of Industry, Trade and Supply / Companies Control Department

(In JDs)

Program 2905 Registration and Control								
Project		001 Registration and Control Program Administration Project						
Fund Source		102001 Capital (Treasury)						
Group	Item	Description	Actual 2016	Estimated 2017	Re-estimated 2017	Estimated 2018	Indicative 2019	Indicative 2020
22		Use of Goods and Services						
2211		Use of Goods and Services						
	510	Buildings and facilities repair and maintenance						
	008	Buildings and facilities maintenance	5421	0	0	0	0	0
		Total of Item	5421	0	0	0	0	0
	512	Operating and Sustaining Expenditures						
	011	Capacity building expenses	3800	0	0	0	0	0
	014	Archiving and documentation	7750	0	0	0	0	0
	015	Operating systems and software	8616	0	0	0	0	0
	036	Computerization and automation operations expenses	29420	0	0	0	0	0
		Total of Item	49586	0	0	0	0	0
31		Non-financial Assets						
3112		Devices, Machinery and Equipment						
	505	Equipment, Machines and Devices						
	001	Computers and accessories	16710	0	0	0	0	0
	003	Office supplies and equipment	4816	0	0	0	0	0
		Total of Item	21526	0	0	0	0	0
		Total of Project / Treasury	76533	0	0	0	0	0
		Total of Program	76533	0	0	0	0	0
		Total of Chapter	76533	0	0	0	0	0