

Chapter : 1601 Ministry of Industry, Trade and Supply

Creation: The Ministry of Industry and Trade was established in 1952 under the name of Ministry of Economy and Trade. Under Ministry of National Economy Organization and Administration Bylaw No. (12) for the year 1971, it became to be known as the Ministry of National Economy. In line with the international economic developments, Jordan's direction towards economic and trade openness and enhancement of the free economy mechanisms and market forces, Industry and Trade Law No. (18) for the year 1998 was issued; under which the Ministry of Supply was cancelled and its directorates were merged with the directorates of the Ministry of Industry and Trade as the legal successor of the Ministry of Supply.

Vision : Contribute in building and strengthening the national economy to improve the live and prosperity of Jordanian citizens by offering efficient and high quality services in the context of a true partnership with the private sector.

Mission: Enhancing the business environment to be more competitive through developing economic policies and legislations to guarantee protection of the rights of both the consumers and the business sector

Legal Framework : Industry and Trade Law No. (18) for the year 1998, and amendments thereto

Tasks of the Ministry / Department:

- Promote progress and economic growth to support the competitiveness ability of Kingdom globally within long-term objective is to raise the standards of living for the citizens of Jordan, by contributing of the following themes:-
- Industry theme: Draft industrial policy that aims to increase industrial development and competitiveness, entrench the free market principles and protect innovation and creativity and the business sector.
- External trade theme: Draft trade policy that aims to develop trade and open markets for national products abroad.
- Domestic trade theme: It includes draft supply policy of the Kingdom, enhance competition policy, preventing monopoly, consumer protection policy, manage the Kingdom's strategic storage of wheat and barley and organize the sale of basic materials in addition to controlling the markets and assuring quality of materials.
- Insurance theme: Protect the insured and beneficiaries from insurance and control the companies' financial capacity to provide insurance coverage to protect these rights and strengthen the cooperation and integration relations with the insurance regulatory commissions at the international and Arab levels.

Ministry/Department Contribution to the Achievement of the National Objectives:

- Support the national industry, enhance the competitiveness of small and medium industries, stimulate start-ups and manufacturing and increase their competitiveness in the global markets.
- Maximize Jordanian exports, reduce the trade balance deficit, enhance the position of Jordanian product in global markets, open up new markets and activate free trade agreements.
- Achieve food security, supply, consumer protection, quality assurance and availability of goods in markets at appropriate prices.
- Empower and provide a stimulating environment to creativity and innovation towards good governance by providing legislation and building the institutional and human capacities.

Major Issues and Challenges which face the Ministry / Department:

- Keep pace with the update and development of investment laws, bylaws and legislation.
- The limited information sources and lack of a necessary database to conduct investigations and studies related to program implementation within the strategic plan.
- Lack of qualified human resources and job attrition.

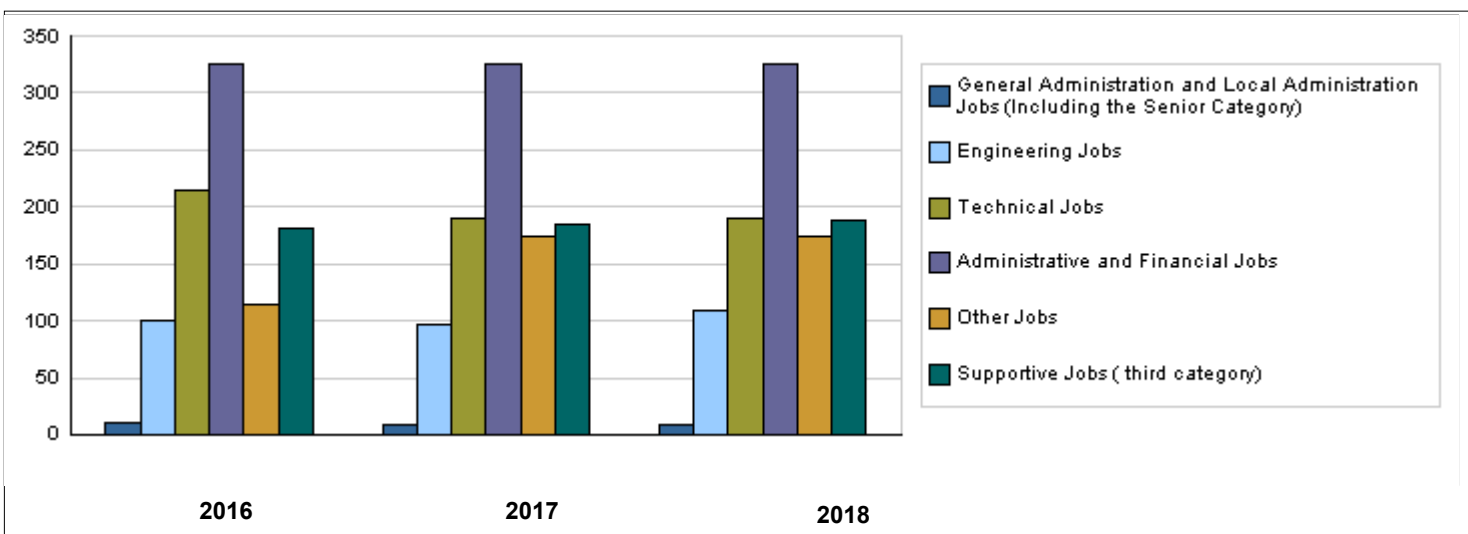
CHAPTER : 1601 Ministry of Industry, Trade and Supply

Strategic Objectives and Performance Indicators of the Ministry / Department

Strategic Objective	Performance Indicator	Base year	Value	Actual Value	Target Value	Preliminary Self Evaluation	Target Value		
				2016	2017		2017	2018	2019
1 - To develop the national industry and increase its competitiveness.	1 Percentage of the industrial production contribution to the GDP	2015	%24	%23.9	%25	%24	%24	%25.5	%25
	2 Growth in the volume of production of the industrial sector (JDs billion)	2015	5.35	5.79	5.73	4.6	5.93	6.1	6.2
	3 The industrial sector's share of total credit facilities	2015	%15	%10.9	%18	%12	%13	%14	%15
2 - To develop and improve the foreign trade development policies of the goods and services.	1 Number of commercial missions to foreign markets (annually)	2015	4	2	3	6	3	3	3
	2 Number of topics displayed on the Advisory Board of the Ministry (annually)	2015	4	5	6	2	4	4	4
3 - To protect the rights of those insured, regulate the insurance sector and supervise and control it.	1 Insurance Penetration Ratio	2015	%2.07	%2.12	%2.2	%2.1	%2.1	%2.1	%2.2
	2 Per capita share of insurance premiums (in dinars)	2015	58	59	81	63	65	70	75
4 - To control markets and consumer protection.	1 Number of the offenses expressed in violators (annually)	2015	8347	4056	8096	4217	6000	6000	6000
	2 Number of complaints relating to provision and quality of the basic products (annual)	2015	148	133	130	130	105	105	105
	3 Number of client complaints dealing with local markets (annually)	2015	529	667	470	863	500	500	500
5 - To upgrade the efficiency and effectiveness of services and human and financial resources of the ministry.	1 Percentage of service recipients' satisfaction on provided services	2015	%75	%78.7	%80	%80	%80	%80.5	%81
	2 Number of online connective projects with partners (accumulative)	2015	12	13	15	15	15	16	16
	3 Number of directorates obtained the quality certificate (ISO 9001)	2015	7	9	9	9	11	13	15
	4 Quantity of paper consumption (package)	2015	5800	5543	5760	5000	5000	4000	3500
	5 Value of ink consumption (JDs)	2015	65000	63050	59897	59000	56000	52000	49000
	6 Quantity of fuel consumption (litre)	2015	85000	81450	79821	79000	78000	77000	74000

Number of Staff of the Ministry / Department

Group	Job	2016			2017			Preliminary 2018		
		Male	Female	Total	Male	Female	Total	Male	Female	Total
General Administration and Local Administration Jobs (Including the Senior Category)	Supervisory and leadership jobs	11	0	11	9	0	9	9	0	9
Engineering Jobs	Various engineering jobs	72	28	100	68	29	97	73	36	109
Technical Jobs	Other technical jobs	116	99	215	116	74	190	116	74	190
Administrative and Financial Jobs	Various administrative and financial jobs	225	101	326	251	74	325	252	74	326
Other Jobs	Other various jobs	88	26	114	107	67	174	108	67	175
Supportive Jobs (third category)	Various supportive jobs	142	39	181	146	39	185	149	39	188
Total		654	293	947	697	283	980	707	290	997
Total Cost of Salaries		4494523	2019278	6513801	4965740	2028260	6994000	5523090	2255910	7779000



Key Information of the Ministry / Department

No.	Description
1	Issuance of control and inspection law of the economic facilities .
2	Approval of the industrial policy for the years 2017 - 2019
3	Food policy-making for the years 2017 - 2019
4	Trade policy-making for the years 2017 - 2019
5	Signing the decision to simplify rules of origin between Jordan and the European Union

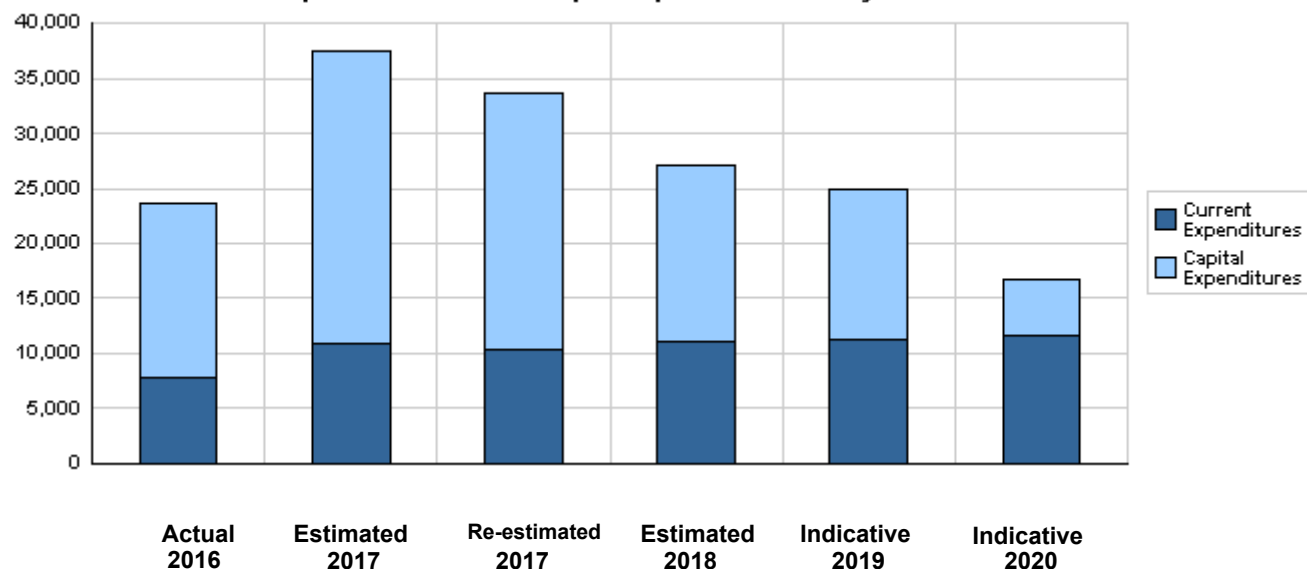
**Overall Summary of Expenditures for Chapter 1601- Ministry of Industry, Trade and Supply
for the Years 2016 - 2020**

(In JDs)

Description		Actual 2016	Estimated 2017	Re-estimated 2017	Estimated 2018	Indicative 2019 2020	
Group	Current Expenditures						
2111	Salaries, Wages and Allowances	5,986,597	6,789,000	6,344,000	6,979,000	7,129,000	7,282,000
2121	Social Security Contributions	527,204	650,000	650,000	800,000	818,000	836,000
2211	Use of Goods and Services	631,875	703,000	633,000	660,000	670,000	680,000
2511	Subsidies to Public Corporations	0	1,730,000	1,730,000	1,650,000	1,650,000	1,650,000
2631	Support to General Government Units	707,833	938,000	907,000	994,000	1,026,000	1,056,000
2821	Other Current Expenditures	39,761	40,000	40,000	40,000	40,000	40,000
Total current expenditures		7,893,270	10,850,000	10,304,000	11,123,000	11,333,000	11,544,000
Capital Expenditures							
2111	Salaries, Wages and Allowances	34,055	0	0	0	0	0
2211	Use of Goods and Services	563,565	1,357,800	867,800	827,000	655,000	1,292,000
2632	Support to General Government Units/ Capital	1,038,000	2,736,000	2,144,000	1,608,000	175,000	175,000
2822	Other Capital Expenditures	22,837	115,000	35,000	292,000	322,000	320,000
3111	Buildings and Constructions	14,125,102	22,314,000	20,314,000	12,885,000	12,325,000	3,150,000
3112	Devices, Machinery and Equipment	45,117	27,200	27,200	269,000	143,000	302,000
3122	Inventories	0	0	0	10,000	10,000	10,000
Total capital expenditures		15,828,676	26,550,000	23,388,000	15,891,000	13,630,000	5,249,000
Treasury		15,828,676	26,550,000	23,388,000	15,891,000	13,630,000	5,249,000
Total current and capital expenditures		23,721,946	37,400,000	33,692,000	27,014,000	24,963,000	16,793,000

(Thousands of JDs)

Graph of the current and capital expenditures for the years 2016 - 2020

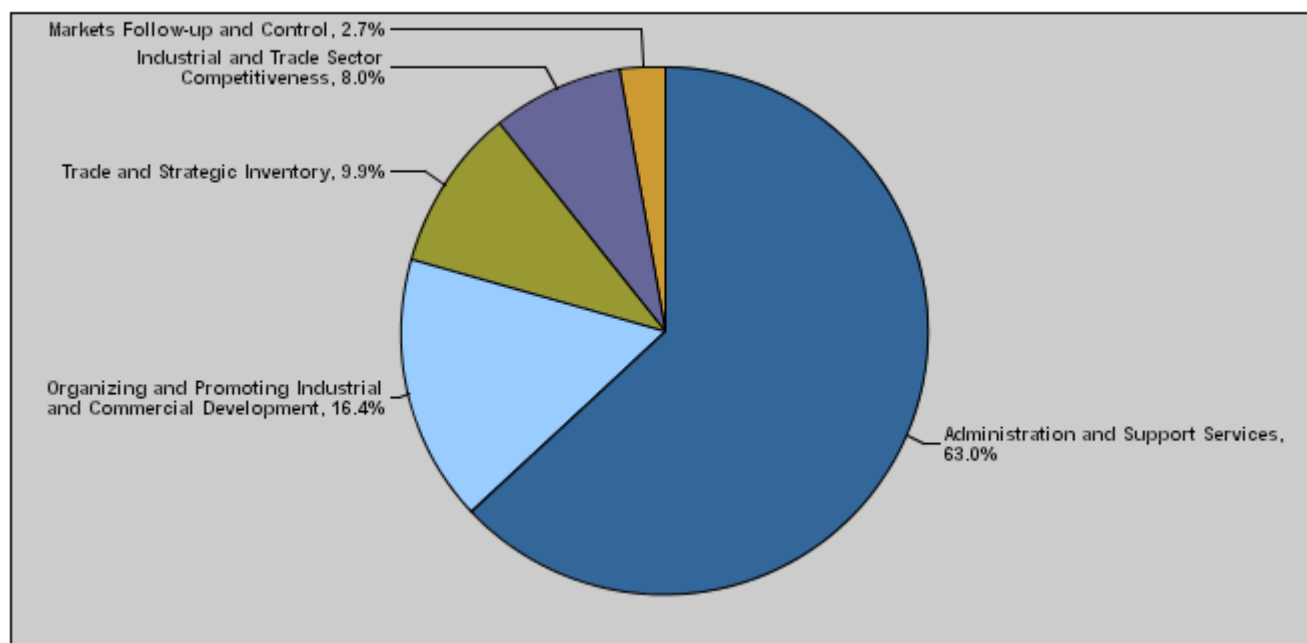


**Budget of Chapter 1601 - Ministry of Industry, Trade and Supply
For the Year 2018 Distributed According to Program**

(In JDs)

Prog.	Description	Current Expenditures	Capital Expenditures	Total Expenditures
2801	Administration and Support Services	5,586,000	11,423,100	17,009,100
2805	Organizing and Promoting Industrial and Commercial Development	1,991,000	2,447,900	4,438,900
2810	Trade and Strategic Inventory	754,000	1,930,000	2,684,000
2815	Industrial and Trade Sector Competitiveness	2,127,000	30,000	2,157,000
2820	Markets Follow-up and Control	665,000	60,000	725,000
	Total	11,123,000	15,891,000	27,014,000

Total Expenditures for the Year 2018 Distributed According to Programs



Estimated Allocations for Females distributed according to Programs for the Years 2016 - 2020

Program	2016	2017	2018	2019	2020	
2801	Administration and Support Services	7650986	10867080	6709497	6389130	2578320
2805	Organizing and Promoting Industrial and Commercial Development	1043503	1853470	1697951	1052370	1071160
2810	Trade and Strategic Inventory	344159	364890	1299180	1235690	649440
2815	Industrial and Trade Sector Competitiveness	764628	772300	886170	908280	909840
2820	Markets Follow-up and Control	104980	101900	993550	923300	327430
	Total	9908256	13959640	11586348	10508770	5536190

Budget Chapter 1601 - Ministry of Industry, Trade and Supply Distributed According to the Program

2801	Administration and Support Services Program
-------------	--

Objective of the program :

This program aims to improve the administrative capacities, update the bylaws and instructions for developing the work of remaining programs and the strategic and executive plans of all the Ministry's directorates and sections to ensure effective and distinguished execution to achieve the relevant objectives and assist in implementing their tasks.

The strategic objective related to the program :

- Upgrade the efficiency and effectiveness of services and human and financial resources of the ministry.
- Protect the rights of those insured, regulate the insurance sector and supervise and control it.

Directorates associated with the program :

- 1- Directorate of Financial Affairs and Commercial Account
- 2- Internal Control Directorate
- 3- IT Directorate
- 4- Administrative Affairs Directorate
- 5- Human Resources Development Directorate
- 6- Maintenance and technical Services Directorate
- 7- Development and institutional Performance Directorate
- 8- Insurance Administration

Services provided by the program :

Provide the financial and administrative support to all programs, projects and activities of the Ministry.

Staff working in the program :

The program is implemented through a functional staff in 2017 estimated with (412) staff, including (313) males and (99) females .

Performance Measurement Indicators for Program

	Performance Measurement Indicator	Base Year	Value	Actual value	Target Value	Preliminary Self Evaluation	Target Value		
				2016	2017		2017	2018	2019
1	Percentage of annual achievement of strategic plan	2015	%89	%90.5	%90.8	%91	%91.7	%92.6	%93
2	Number of simplified work procedures of service recipients (annually)	2015	7	7	7	5	7	7	7

Appropriations Of Administration and Support Services Program as Per Activities and Projects. (In JDs)

Activities and Projects	Actual	Estimated	Re-estimated	Estimated	Indicative	
	2016	2017	2017	2018	2019	2020
Current Expenditures	3,563,424	5,719,000	5,400,000	5,586,000	5,677,000	5,761,000
601 Administrative and Support Services	3,563,424	5,719,000	5,400,000	5,586,000	5,677,000	5,761,000
Capital Expenditures	14,231,621	22,364,000	20,364,000	11,423,100	10,695,000	2,544,000
004 Project of Establishment of Industrial Cities in the Kingdom	5,816,249	3,342,000	3,342,000	2,000,000	0	0
005 Silos Expansion Project	8,308,853	18,972,000	16,972,000	9,000,000	10,000,000	0
006 Insurance administration	106,519	50,000	50,000	50,000	50,000	50,000
009 E-transformation	0	0	0	300,000	0	800,000
701 Establishing a building for the Industry Directorate / Jerash Governorate	0	0	0	0	0	750,000
702 Establishing a building for the Industry and Trade Directorate / Ajloun Governorate	0	0	0	0	200,000	200,000
703 Establishing the alternative energy project for Civil Service Consumer Corporation - Ras Al-Ain Market / the Capital Governorate	0	0	0	43,100	45,000	44,000
704 Establishing a building for the Industry and Trade Directorate of Ma'daba / Ma'daba Governorate	0	0	0	0	300,000	450,000
705 Establishing a liaison office in Industrial City / Madaba Governorate	0	0	0	0	100,000	250,000
706 Establishing a fence for the Industry Directorate building / Ma'an Governorate	0	0	0	30,000	0	0
Program / Treasury	14,231,621	22,364,000	20,364,000	11,423,100	10,695,000	2,544,000
Total Program	17,795,045	28,083,000	25,764,000	17,009,100	16,372,000	8,305,000

Budget Chapter 1601 - Ministry of Industry, Trade and Supply Distributed According to the Program

2805	Organizing and Promoting Industrial and Commercial Development Program
-------------	---

Objective of the program :

This program aims to work on developing the industry and trade and increase the efficiency of local industry to be capable of competing international products.

The strategic objective related to the program :

Develop and improve the foreign trade development policies of the goods and services.

Directorates associated with the program :

- 1- Industrial Property Protection
- 2- The Central Trade Registration Directorate
- 3- Legal Affairs Directorate

Services provided by the program :

- Contribute to improving the citizen's living standards.
- Contribute to improving the quality of national industry and improve the level of public safety in factories.
- Contribute to opening new markets through the signed trade protocols and agreements.

Staff working in the program :

The program is implemented through a functional staff in 2017 estimated with (149) staff, including (120) males and (29) females .

Performance Measurement Indicators for Program

Performance Measurement Indicator		Base Year	Value	Actual value	Target Value	Preliminary Self Evaluation	Target Value		
				2016	2017		2017	2018	2019
1	Number of production inputs applications exempted from customs (annually)	2015	23	46	18	35	30	20	10
2	Number of factories included in the industrial awareness and control programs (annually)	2015	500	596	560	596	600	600	600
3	Number of commercial missions to foreign markets	2015	4	2	3	6	3	3	3

Appropriations Of Organizing and Promoting Industrial and Commercial Development Program as Per Activities and Proj (In JDs)

Activities and Projects		Actual	Estimated	Re-estimated	Estimated	Indicative	
		2016	2017	2017	2018	2019	2020
Current Expenditures		1,466,762	1,919,000	1,812,000	1,991,000	2,041,000	2,096,000
601	Organizing and implementing investment promotion programs	758,929	981,000	905,000	997,000	1,015,000	1,040,000
602	Supporting investment affairs institutions	707,833	938,000	907,000	994,000	1,026,000	1,056,000
Capital Expenditures		1,504,624	3,971,000	2,909,000	2,447,900	1,050,000	1,060,000
001	Organizing and Promoting Industrial and Commercial Development Program Administration Project	417,903	470,000	400,000	389,900	415,000	432,000
005	Supporting Jordan Enterprise Development Corporation projects	195,000	200,000	8,000	175,000	175,000	175,000
007	Implementing the industrial policy document	20,589	500,000	250,000	240,000	250,000	258,000
011	Protecting the national production and combating dumping	10,395	45,000	25,000	25,000	25,000	20,000
013	Implementation of the trade policy	17,737	50,000	40,000	35,000	35,000	25,000
014	Establishing industrial observatory	0	170,000	50,000	150,000	150,000	150,000
015	Supporting the Investment Commission projects	843,000	2,536,000	2,136,000	1,433,000	0	0
Program / Treasury		1,504,624	3,971,000	2,909,000	2,447,900	1,050,000	1,060,000
Total Program		2,971,386	5,890,000	4,721,000	4,438,900	3,091,000	3,156,000

Budget Chapter 1601 - Ministry of Industry, Trade and Supply Distributed According to the Program

2810	Trade and Strategic Inventory Program
-------------	--

Objective of the program :

The program aims to enhance the role of local and external trade in the Gross Domestic Product (GDP) and provide the citizen with basic goods with suitable quality at reasonable prices as well as to preserve the animal resources through increasing the number of fodder centers to facilitate serving livestock raisers.

The strategic objective related to the program :

- Market control and consumer protection

Directorates associated with the program :

- 1-Trade Directorate
- 2- Supplies Management Directorate
- 3- External Directorates (Markets Surveillance and Supply Directorate)

Services provided by the program :

- Provide basic goods to the citizens at reasonable quality and price.

Staff working in the program :

The program is implemented through a functional staff in 2017 estimated with (108) staff, including (52) males and (56) females .

Performance Measurement Indicators for Program

Performance Measurement Indicator	Base Year	Value	Actual value	Target Value	Preliminary Self Evaluation	Target Value		
			2016	2017		2017	2018	2019
1 Number of commercial records that are compromised annually	2015	4500	7550	3500	7500	7600	7650	8000

Appropriations Of Trade and Strategic Inventory Program as Per Activities and Projects.

(In JDs)

Activities and Projects	Actual	Estimated	Re-estimated	Estimated	Indicative	
	2016	2017	2017	2018	2019	2020
Current Expenditures	588,699	675,000	652,000	754,000	772,000	797,000
601 Regulating domestic and foreign trade	588,699	675,000	652,000	754,000	772,000	797,000
Capital Expenditures	43,351	65,000	55,000	1,930,000	1,775,000	1,550,000
002 Adjusting Commercial Register Status	43,351	65,000	55,000	55,000	50,000	50,000
701 Establishing a feed center for districts of Al-Taibeh and Alwastieh / Irbid Governorate	0	0	0	375,000	325,000	0
702 Establishing a fence around feed warehouses - Raymon / Jerash Governorate	0	0	0	30,000	0	0
703 Establishing a feed warehouse of Elmastbah / Jerash Governorate	0	0	0	0	250,000	750,000
704 Building a 60-ton frozen refrigerator / Ajloun Governorate	0	0	0	0	100,000	100,000
705 Establishing a feed complex in Dhiban / Ma'daba Governorate	0	0	0	600,000	400,000	0
706 Establishing Al-Qatraneh feed center / Karak Governorate	0	0	0	700,000	0	0
707 Maintaining the main feed warehouse / Ma'an Governorate	0	0	0	20,000	0	0
708 Establishing the warehouses in Jarf Al-Darawish area / Tafleeh Governorate	0	0	0	150,000	150,000	150,000
709 Establishing warehouses to preserve the food and feed supplies / Tafleeh Governorate	0	0	0	0	500,000	500,000
Program / Treasury	43,351	65,000	55,000	1,930,000	1,775,000	1,550,000
Total Program	632,050	740,000	707,000	2,684,000	2,547,000	2,347,000

Budget Chapter 1601 - Ministry of Industry, Trade and Supply Distributed According to the Program

2815	Industrial and Trade Sector Competitiveness Program
-------------	--

Objective of the program :

The program aims to develop a policy for competition which enforces market mechanisms through upgrading the capacities of the concerned parties with applying the competition law and raising awareness on its provisions, found a database to be relied upon in conducting studies related to competition in markets and the status of competition in some economic sectors and reach independence as applied in the international competition commissions.

The strategic objective related to the program :

- Develop the national industry and increase its competitiveness.

Directorates associated with the program :

- 1- Industrial Development Directorate
- 2- National Production Protection Directorate
- 3- Competition Directorate
- 4- Economic Policies Directorate
- 5- Foreign Trade Policy Directorate

Services provided by the program :

- Enhance local competitiveness and capacities.
- Contribute to improving the investment environment.

Staff working in the program :

The program is implemented through a functional staff in 2017 estimated with (205) staff, including (120) males and (85) females .

Performance Measurement Indicators for Program

Performance Measurement Indicator	Base Year	Value	Actual value	Target Value	Preliminary Self Evaluation	Target Value		
			2016	2017		2017	2018	2019
1 Number of competition issues	2015	37	31	47	32	33	34	35
2 Percentage of production protection applications were being studied from total of submitted applications	2015	%100	%100	-	-	%100	%100	%100
3 Number of applications submitted to register trademark	2015	7489	7550	7600	7200	7600	7650	8000

Appropriations Of Industrial and Trade Sector Competitiveness Program as Per Activities and Projects. (In JDs)

Activities and Projects	Actual	Estimated	Re-estimated	Estimated	Indicative	
	2016	2017	2017	2018	2019	2020
Current Expenditures	1,804,357	1,900,000	1,855,000	2,127,000	2,158,000	2,179,000
601 Enhancing competitive capacity for the industrial and commercial sector	1,804,357	1,900,000	1,855,000	2,127,000	2,158,000	2,179,000
Capital Expenditures	14,463	95,000	25,000	30,000	50,000	35,000
001 Spreading competition culture	3,371	70,000	0	10,000	20,000	10,000
003 Promoting and raising the awareness on the significance of industrial ownership rights	11,092	25,000	25,000	20,000	30,000	25,000
Program / Treasury	14,463	95,000	25,000	30,000	50,000	35,000
Total Program	1,818,820	1,995,000	1,880,000	2,157,000	2,208,000	2,214,000

Budget Chapter 1601 - Ministry of Industry, Trade and Supply Distributed According to the Program

2820	Markets Follow-up and Control Program
Objective of the program :	
This program aims to ensure the quality of goods and their availability in the markets at reasonable prices and prevent the merchants' manipulation in the customer's food in a manner that preserves the rights of merchants and owners of food factories through effective control on markets and activation of the Consumer Protection Society' work.	
The strategic objective related to the program :	
- Market control and consumer protection	
Directorates associated with the program :	
1- External Directorates (Markets Surveillance and Supply Directorate) 2- Markets Surveillance & Supply Directorate 3- consumer protection Directorate	
Services provided by the program :	
- Improve the level of services provided to citizens.	
Staff working in the program :	
The program is implemented through a functional staff in 2017 estimated with (106) staff, including (92) males and (14) females .	

Performance Measurement Indicators for Program

Performance Measurement Indicator	Base Year	Value	Actual value	Target Value	Preliminary Self Evaluation	Target Value		
			2016	2017	2017	2018	2019	2020
1 Number of the offenses expressed in violators	2015	8347	4056	8096	4217	6000	6000	6000

Appropriations Of Markets Follow-up and Control Program as Per Activities and Projects. (In JDs)

Activities and Projects	Actual	Estimated	Re-estimated	Estimated	Indicative	
	2016	2017	2017	2018	2019	2020
Current Expenditures	470,028	637,000	585,000	665,000	685,000	711,000
601 Markets control and follow up	470,028	637,000	585,000	665,000	685,000	711,000
Capital Expenditures	34,617	55,000	35,000	60,000	60,000	60,000
001 Markets Follow- up and Control Program Administration Project	34,617	55,000	35,000	60,000	60,000	60,000
Program / Treasury	34,617	55,000	35,000	60,000	60,000	60,000
Total Program	504,645	692,000	620,000	725,000	745,000	771,000

Capital Expenditures Distributed According to Governorates

Chapter : 1601 Ministry of Industry, Trade and Supply

(In JDs)

Governorate		Estimated 2018	Indicative 2019	Indicative 2020
21	Irbid Governorate	375,000	325,000	0
22	Mafraq Governorate	0	0	0
23	Jerash Governorate	30,000	250,000	1,500,000
24	Ajloun Governorate	0	300,000	300,000
31	The Capital Governorate	43,100	45,000	44,000
32	Balqa' Governorate	0	0	0
33	Zarqa Governorate	0	0	0
34	Ma'daba Governorate	600,000	800,000	700,000
41	Karak Governorate	700,000	0	0
42	Ma'an Governorate	50,000	0	0
43	Tafileh Governorate	150,000	650,000	650,000
44	Aqaba Governorate	0	0	0
Total		1,948,100	2,370,000	3,194,000

Chapter : 1601 Ministry of Industry, Trade and Supply *

(In JDs)

Current Activities Appropriations According to Program								
Prog.	Activites		Actual	Estimated	Re-estimated	Estimated	Indicative	Indicative
			2016	2017	2017	2018	2019	2020
2815	601	Enhancing competitive capacity for the industrial and commercial sector	1804357	1900000	1855000	2127000	2158000	2179000
		Total of Program	1804357	1900000	1855000	2127000	2158000	2179000
2805	601	Organizing and implementing investment promotion programs	758929	981000	905000	997000	1015000	1040000
	602	Supporting investment affairs institutions	707833	938000	907000	994000	1026000	1056000
		Total of Program	1466762	1919000	1812000	1991000	2041000	2096000
2810	601	Regulating domestic and foreign trade	588699	675000	652000	754000	772000	797000
		Total of Program	588699	675000	652000	754000	772000	797000
2820	601	Markets control and follow up	470028	637000	585000	665000	685000	711000
		Total of Program	470028	637000	585000	665000	685000	711000
2801	601	Administrative and Support Services	3563424	5719000	5400000	5586000	5677000	5761000
		Total of Program	3563424	5719000	5400000	5586000	5677000	5761000
		Total	7893270	10850000	10304000	11123000	11333000	11544000

Capital Projects Appropriations According to Program								
Prog.	Projects		Actual	Estimated	Re-estimated	Estimated	Indicative	Indicative
			2016	2017	2017	2018	2019	2020
2815	001	Spreading competition culture	3371	70000	0	10000	20000	10000
	003	Promoting and raising the awareness on the significance of industrial ownership rights	11092	25000	25000	20000	30000	25000
		Total of Program	14463	95000	25000	30000	50000	35000
2805	001	Organizing and Promoting Industrial and Commercial Development Program Administration Project	417903	470000	400000	389900	415000	432000
	005	Supporting Jordan Enterprise Development Corporation projects	195000	200000	8000	175000	175000	175000
	007	Implementing the industrial policy document	20589	500000	250000	240000	250000	258000
	011	Protecting the national production and combating dumping	10395	45000	25000	25000	25000	20000
	013	Implementation of the trade policy	17737	50000	40000	35000	35000	25000
	014	Establishing industrial observatory	0	170000	50000	150000	150000	150000
	015	Supporting the Investment Commission projects	843000	2536000	2136000	1433000	0	0
		Total of Program	1504624	3971000	2909000	2447900	1050000	1060000
2810	002	Adjusting Commercial Register Status	43351	65000	55000	55000	50000	50000
	701	Establishing a feed center for districts of Al-Taibeh and Alwastieh / Irbid Governorate	0	0	0	375000	325000	0
	702	Establishing a fence around feed warehouses - Raymon / Jerash Governorate	0	0	0	30000	0	0
	703	Establishing a feed warehouse of Elmastbah / Jerash Governorate	0	0	0	0	250000	750000
	704	Building a 60-ton frozen refrigerator / Ajloun Governorate	0	0	0	0	100000	100000
	705	Establishing a feed complex in Dhiban / Ma'daba Governorate	0	0	0	600000	400000	0
	706	Establishing Al-Qatraneh feed center / Karak Governorate	0	0	0	700000	0	0
	707	Maintaining the main feed warehouse / Ma'an Governorate	0	0	0	20000	0	0
	708	Establishing the warehouses in Jarf Al-Darawish area / Tafileh Governorate	0	0	0	150000	150000	150000
	709	Establishing warehouses to preserve the food and feed supplies / Tafileh Governorate	0	0	0	0	500000	500000
		Total of Program	43351	65000	55000	1930000	1775000	1550000
2820	001	Markets Follow-up and Control Program Administration Project	34617	55000	35000	60000	60000	60000
		Total of Program	34617	55000	35000	60000	60000	60000

(In JDs)

Capital Projects Appropriations According to Program								
Prog.	Projects		Actual	Estimated	Re-estimated	Estimated	Indicative	Indicative
			2016	2017	2017	2018	2019	2020
2801	004	Project of Establishment of Industrial Cities in the Kingdom	5816249	3342000	3342000	2000000	0	0
	005	Silos Expansion Project	8308853	18972000	16972000	9000000	10000000	0
	006	Insurance administration	106519	50000	50000	50000	50000	50000
	009	E-transformation	0	0	0	300000	0	800000
	701	Establishing a building for the Industry Directorate / Jerash Governorate	0	0	0	0	0	750000
	702	Establishing a building for the Industry and Trade Directorate / Ajloun Governorate	0	0	0	0	200000	200000
	703	Establishing the alternative energy project for Civil Service Consumer Corporation - Ras Al-Ain Market / the Capital Governorate	0	0	0	43100	45000	44000
	704	Establishing a building for the Industry and Trade Directorate of Ma'daba / Ma'daba Governorate	0	0	0	0	300000	450000
	705	Establishing a liaison office in Industrial City / Madaba Governorate	0	0	0	0	100000	250000
	706	Establishing a fence for the Industry Directorate building / Ma'an Governorate	0	0	0	30000	0	0
	Total of Program		14231621	22364000	20364000	11423100	10695000	2544000
	Total		15828676	26550000	23388000	15891000	13630000	5249000

Overall Summary of Current Expenditures for the Years 2016 - 2020

Chapter: 1601 Ministry of Industry, Trade and Supply

(In JDs)

Group	Item	Description	Actual 2016	Estimated 2017	Re-estimated 2017	Estimated 2018	Indicative 2019	Indicative 2020
21		Compensations of Employees						
2111		Salaries, Wages and Allowances						
	101	Classified Employees	265878	287000	256000	230000	236000	242000
	102	Unclassified Employees	1504548	1568000	1513000	1593000	1613000	1630000
	103	Comprehensive Contract Employees	379286	390000	372000	407000	420000	430000
	105	Personal Cost of Living Allowance	1218716	1418000	1300000	1461000	1480000	1501000
	106	Family Cost of Living Allowance	114250	147000	124000	138000	146000	157000
	110	Overtime Allowance	29004	30000	30000	30000	30000	30000
	111	Additional Allowance	1035253	1181000	1091000	1180000	1201000	1225000
	112	Other Allowances	845600	939000	913000	1056000	1072000	1081000
	113	Transportation Allowance	247428	264000	251000	261000	273000	289000
	114	Transport Allowance	74647	108000	90000	102000	111000	125000
	116	Employees' Bonuses	119197	120000	120000	120000	120000	120000
	120	Contract Employees	152790	337000	284000	401000	427000	452000
Total			5986597	6789000	6344000	6979000	7129000	7282000
2121		Social Security Contributions						
	301	Social Security	527204	650000	650000	800000	818000	836000
Total			527204	650000	650000	800000	818000	836000
22		Use of Goods and Services						
2211		Use of Goods and Services						
	201	Rents	80309	100000	45000	50000	55000	60000
	202	Telecommunications Services	29931	30000	30000	20000	20000	20000
	203	Water	2901	3000	3000	3000	3000	3000
	204	Electricity	54783	55000	55000	60000	60000	60000
	205	Fuels	40813	63000	60000	55000	55000	55000
	206	Maintenance of Machines, furniture and accessories	19020	20000	20000	20000	20000	20000
	207	Maintenance of vehicles, equipment and accessories	6970	7000	7000	8000	8000	8000
	208	Repair and maintenance of buildings and accessories	17434	15000	15000	20000	20000	20000
	209	Stationery, Publications and Office Supplies	74712	75000	75000	90000	95000	95000
	210	Substances and raw materials (medicines, clothes, food, films, etc..)	588	3000	3000	3000	3000	4000
	211	Cleaning services and supplies including cleaning contracts	65350	70000	70000	83000	83000	90000
	212	Insurance	0	1000	1000	1000	1000	1000
	213	Official Travel Missions	11960	6500	6000	7000	7000	7000
	214	Goods and services expenses	227104	254500	243000	240000	240000	237000
Total			631875	703000	633000	660000	670000	680000
25		Subsidies						
2511		Subsidies to Public Corporations						
	304	Subsidies to non-financial public corporations	0	1730000	1730000	1650000	1650000	1650000
Total			0	1730000	1730000	1650000	1650000	1650000
26		Support/ Grants						
2631		Support to General Government Units						
	313	Support to general government units/current	707833	938000	907000	994000	1026000	1056000
Total			707833	938000	907000	994000	1026000	1056000
28		Other Expenditures						
2821		Other Current Expenditures						
	302	Contributions	24850	25000	25000	25000	25000	25000
	303	Scientific scholarships and training courses	14911	15000	15000	15000	15000	15000
Total			39761	40000	40000	40000	40000	40000
Total of Chapter			7893270	10850000	10304000	11123000	11333000	11544000

Current Expenditures According to Program and Activities for the Years 2016 - 2020

Chapter : 1601 - Ministry of Industry, Trade and Supply

(In JDs)

Program : 2801 - Administration and Support Services								
Activity : 601 - Administrative and Support Services								
Group	Item	Description	Actual 2016	Estimated 2017	Re-estimated 2017	Estimated 2018	Indicative 2019	Indicative 2020
21		Compensations of Employees						
2111		Salaries, Wages and Allowances						
	101	Classified Employees	162919	184000	154000	135000	137000	139000
	102	Unclassified Employees	680086	721000	686000	691000	698000	704000
	103	Comprehensive Contract Employees	192472	213000	195000	209000	215000	220000
	105	Personal Cost of Living Allowance	536592	641000	570000	594000	604000	615000
	106	Family Cost of Living Allowance	53957	68000	54000	61000	65000	70000
	110	Overtime Allowance	11996	10000	10000	10000	10000	10000
	111	Additional Allowance	416868	481000	421000	435000	445000	455000
	112	Other Allowances	362636	340000	340000	416000	430000	436000
	113	Transportation Allowance	116818	120000	118000	120000	125000	130000
	114	Transport Allowance	37900	48000	38000	41000	46000	50000
	116	Employees' Bonuses	69960	70000	70000	60000	60000	60000
	120	Contract Employees	48914	102000	93000	120000	130000	140000
		Total	2691118	2998000	2749000	2892000	2965000	3029000
2121		Social Security Contributions						
	301	Social Security	235431	283000	283000	380000	388000	398000
		Total	235431	283000	283000	380000	388000	398000
22		Use of Goods and Services						
2211		Use of Goods and Services						
	201	Rents	80309	100000	45000	50000	55000	60000
	202	Telecommunications Services	29931	30000	30000	20000	20000	20000
	203	Water	2901	3000	3000	3000	3000	3000
	204	Electricity	54783	55000	55000	60000	60000	60000
	205	Fuels	40813	63000	60000	55000	55000	55000
		001 Heating	516	3000	0	3000	3000	3000
		002 Saloon vehicles	26020	30000	30000	27000	27000	27000
		003 Transport vehicles and heavy equipment	14277	30000	30000	25000	25000	25000
	206	Maintenance of Machines, furniture and accessories	19020	20000	20000	20000	20000	20000
	207	Maintenance of vehicles, equipment and accessories	6970	7000	7000	8000	8000	8000
	208	Repair and maintenance of buildings and accessories	17434	15000	15000	20000	20000	20000
	209	Stationery, Publications and Office Supplies	74712	75000	75000	90000	95000	95000
	210	Substances and raw materials (medicines, clothes, food, films, etc..)	588	3000	3000	3000	3000	4000
	211	Cleaning services and supplies including cleaning contracts	65350	70000	70000	83000	83000	90000
	212	Insurance	0	1000	1000	1000	1000	1000
	213	Official Travel Missions	11960	6500	6000	7000	7000	7000
	214	Goods and services expenses	227104	254500	243000	240000	240000	237000
		001 Events and hospitality	0	0	0	3000	3000	3000
		006 Medical treatments	22000	41500	34000	25000	25000	26000
		008 Advertisements and subscriptions	0	0	0	3000	3000	3000
		013 Services, security and guarding contracts	35856	40000	40000	44000	45000	45000
		024 Commercial centers	139359	173000	169000	144000	147000	147000
		028 Professional services expenditures	0	0	0	10000	7000	3000
		108 Cases and fees	0	0	0	5000	4000	4000
		122 Economic advisers expenditures	0	0	0	6000	6000	6000
		999 n.e.c	29889	0	0	0	0	0
		Total	631875	703000	633000	660000	670000	680000
25		Subsidies						
2511		Subsidies to Public Corporations						
	304	Subsidies to non-financial public corporations	0	1730000	1730000	1650000	1650000	1650000
		107 Ships surplus account *	0	1730000	1730000	1650000	1650000	1650000
		Total	0	1730000	1730000	1650000	1650000	1650000
28		Other Expenditures						
2821		Other Current Expenditures						
	303	Scientific scholarships and training courses	5000	5000	5000	4000	4000	4000
		Total	5000	5000	5000	4000	4000	4000
		Total of Activity	3563424	5719000	5400000	5586000	5677000	5761000
		Total of Program	3563424	5719000	5400000	5586000	5677000	5761000

Current Expenditures According to Program and Activities for the Years 2016 - 2020

Chapter : 1601 - Ministry of Industry, Trade and Supply

(In JDs)

Program : 2805 - Organizing and Promoting Industrial and Commercial Development								
Activity : 601 - Organizing and implementing investment promotion programs								
Group	Item	Description	Actual 2016	Estimated 2017	Re-estimated 2017	Estimated 2018	Indicative 2019	Indicative 2020
21		Compensations of Employees						
2111		Salaries, Wages and Allowances						
	101	Classified Employees	31172	31000	31000	45000	46000	47000
	102	Unclassified Employees	251415	262000	262000	280000	285000	290000
	105	Personal Cost of Living Allowance	178979	253000	228000	245000	247000	250000
	106	Family Cost of Living Allowance	17683	27000	22000	25000	26000	28000
	110	Overtime Allowance	4925	5000	5000	5000	5000	5000
	111	Additional Allowance	115606	154000	134000	140000	142000	145000
	113	Transportation Allowance	28015	34000	31000	33000	35000	38000
	114	Transport Allowance	9693	23000	15000	20000	21000	25000
	116	Employees' Bonuses	14990	15000	15000	20000	20000	20000
	120	Contract Employees	14601	69000	54000	61000	64000	66000
		Total	667079	873000	797000	874000	891000	914000
2121		Social Security Contributions						
	301	Social Security	64000	80000	80000	95000	96000	98000
		Total	64000	80000	80000	95000	96000	98000
28		Other Expenditures						
2821		Other Current Expenditures						
	302	Contributions	24850	25000	25000	25000	25000	25000
	011	External contributions	0	25000	25000	25000	25000	25000
	999	n.e.c	24850	0	0	0	0	0
	303	Scientific scholarships and training courses	3000	3000	3000	3000	3000	3000
		Total	27850	28000	28000	28000	28000	28000
		Total of Activity	758929	981000	905000	997000	1015000	1040000
Activity : 602 - Supporting investment affairs institutions								
Group	Item	Description	Actual 2016	Estimated 2017	Re-estimated 2017	Estimated 2018	Indicative 2019	Indicative 2020
26		Support/ Grants						
2631		Support to General Government Units						
	313	Support to general government units/current	707833	938000	907000	994000	1026000	1056000
	012	Jordan Enterprise Development Corporation	707833	938000	907000	994000	1026000	1056000
		Total	707833	938000	907000	994000	1026000	1056000
		Total of Activity	707833	938000	907000	994000	1026000	1056000
		Total of Program	1466762	1919000	1812000	1991000	2041000	2096000

Current Expenditures According to Program and Activities for the Years 2016 - 2020

Chapter : 1601 - Ministry of Industry, Trade and Supply

(In JDs)

Program : 2810 - Trade and Strategic Inventory								
Activity : 601 - Regulating domestic and foreign trade								
Group	Item	Description	Actual 2016	Estimated 2017	Re-estimated 2017	Estimated 2018	Indicative 2019	Indicative 2020
21		Compensations of Employees						
2111		Salaries, Wages and Allowances						
	101	Classified Employees	9239	11000	10000	10000	11000	12000
	102	Unclassified Employees	168321	173000	168000	178000	180000	182000
	103	Comprehensive Contract Employees	29842	24000	24000	25000	26000	28000
	105	Personal Cost of Living Allowance	139184	159000	153000	185000	186000	188000
	106	Family Cost of Living Allowance	10465	10000	10000	12000	13000	15000
	110	Overtime Allowance	2921	5000	5000	5000	5000	5000
	111	Additional Allowance	102667	123000	120000	135000	136000	138000
	113	Transportation Allowance	15314	28000	20000	22000	23000	25000
	114	Transport Allowance	8910	13000	13000	14000	15000	18000
	116	Employees' Bonuses	9870	10000	10000	13000	13000	13000
	120	Contract Employees	33035	47000	47000	72000	78000	85000
		Total	529768	603000	580000	671000	686000	709000
2121		Social Security Contributions						
	301	Social Security	57000	70000	70000	80000	83000	85000
		Total	57000	70000	70000	80000	83000	85000
28		Other Expenditures						
2821		Other Current Expenditures						
	303	Scientific scholarships and training courses	1931	2000	2000	3000	3000	3000
		Total	1931	2000	2000	3000	3000	3000
		Total of Activity	588699	675000	652000	754000	772000	797000
		Total of Program	588699	675000	652000	754000	772000	797000
Program : 2815 - Industrial and Trade Sector Competitiveness								
Activity : 601 - Enhancing competitive capacity for the industrial and commercial sector								
Group	Item	Description	Actual 2016	Estimated 2017	Re-estimated 2017	Estimated 2018	Indicative 2019	Indicative 2020
21		Compensations of Employees						
2111		Salaries, Wages and Allowances						
	101	Classified Employees	51321	49000	49000	30000	31000	32000
	102	Unclassified Employees	258858	280000	265000	311000	315000	317000
	103	Comprehensive Contract Employees	150220	144000	144000	164000	169000	170000
	105	Personal Cost of Living Allowance	274109	218000	218000	275000	278000	280000
	106	Family Cost of Living Allowance	20985	25000	21000	22000	23000	24000
	110	Overtime Allowance	5893	5000	5000	5000	5000	5000
	111	Additional Allowance	305375	286000	286000	332000	338000	342000
	112	Other Allowances	482964	599000	573000	640000	642000	645000
	113	Transportation Allowance	65503	57000	57000	60000	63000	66000
	114	Transport Allowance	12263	12000	12000	15000	16000	17000
	116	Employees' Bonuses	14991	15000	15000	11000	11000	11000
	120	Contract Employees	42726	47000	47000	80000	82000	83000
		Total	1685208	1737000	1692000	1945000	1973000	1992000
2121		Social Security Contributions						
	301	Social Security	116169	160000	160000	180000	183000	185000
		Total	116169	160000	160000	180000	183000	185000
28		Other Expenditures						
2821		Other Current Expenditures						
	303	Scientific scholarships and training courses	2980	3000	3000	2000	2000	2000
		Total	2980	3000	3000	2000	2000	2000
		Total of Activity	1804357	1900000	1855000	2127000	2158000	2179000
		Total of Program	1804357	1900000	1855000	2127000	2158000	2179000

Current Expenditures According to Program and Activities for the Years 2016 - 2020

Chapter : 1601 - Ministry of Industry, Trade and Supply

(In JDs)

Program : 2820 - Markets Follow-up and Control								
Activity : 601 - Markets control and follow up								
Group	Item	Description	Actual 2016	Estimated 2017	Re-estimated 2017	Estimated 2018	Indicative 2019	Indicative 2020
21		Compensations of Employees						
2111		Salaries, Wages and Allowances						
	101	Classified Employees	11227	12000	12000	10000	11000	12000
	102	Unclassified Employees	145868	132000	132000	133000	135000	137000
	103	Comprehensive Contract Employees	6752	9000	9000	9000	10000	12000
	105	Personal Cost of Living Allowance	89852	147000	131000	162000	165000	168000
	106	Family Cost of Living Allowance	11160	17000	17000	18000	19000	20000
	110	Overtime Allowance	3269	5000	5000	5000	5000	5000
	111	Additional Allowance	94737	137000	130000	138000	140000	145000
	113	Transportation Allowance	21778	25000	25000	26000	27000	30000
	114	Transport Allowance	5881	12000	12000	12000	13000	15000
	116	Employees' Bonuses	9386	10000	10000	16000	16000	16000
	120	Contract Employees	13514	72000	43000	68000	73000	78000
		Total	413424	578000	526000	597000	614000	638000
2121		Social Security Contributions						
	301	Social Security	54604	57000	57000	65000	68000	70000
		Total	54604	57000	57000	65000	68000	70000
28		Other Expenditures						
2821		Other Current Expenditures						
	303	Scientific scholarships and training courses	2000	2000	2000	3000	3000	3000
		Total	2000	2000	2000	3000	3000	3000
		Total of Activity	470028	637000	585000	665000	685000	711000
		Total of Program	470028	637000	585000	665000	685000	711000
		Total of Chapter	7893270	10850000	10304000	11123000	11333000	11544000

* This item shall be disbursed not exceeding the amount supplied to the Public Treasury according to provisions of applicable Revenues Supplying Law of Government Departments and Units.

Overall Summary of Capital Expenditures for the Years 2016 - 2020

Chapter : 1601 Ministry of Industry, Trade and Supply

(In JDs)

Group	Item	Description	Actual 2016	Estimated 2017	Re-estimated 2017	Estimated 2018	Indicative 2019	Indicative 2020
		Expenditures						
21		Compensations of Employees						
2111		Salaries, Wages and Allowances						
	501	Salaries	23742	0	0	0	0	0
	502	Wages	10313	0	0	0	0	0
		Total	34055	0	0	0	0	0
22		Use of Goods and Services						
2211		Use of Goods and Services						
	510	Buildings and facilities repair and maintenance	146817	50000	50000	70000	50000	60000
	512	Operating and Sustaining Expenditures	416748	1307800	817800	757000	605000	1232000
		Total	563565	1357800	867800	827000	655000	1292000
26		Support/ Grants						
2632		Support to General Government Units/ Capital						
	509	Subsidy to general government units/capital	1038000	2736000	2144000	1608000	175000	175000
		Total	1038000	2736000	2144000	1608000	175000	175000
28		Other Expenditures						
2822		Other Capital Expenditures						
	504	Studies, Research and Consultations	22837	115000	35000	292000	322000	320000
		Total	22837	115000	35000	292000	322000	320000
		Fixed Assets						
31		Non-financial Assets						
3111		Buildings and Constructions						
	508	Works and Constructions	14125102	22314000	20314000	12885000	12325000	3150000
		Total	14125102	22314000	20314000	12885000	12325000	3150000
3112		Devices, Machinery and Equipment						
	505	Equipment, Machines and Devices	45117	27200	27200	269000	143000	302000
		Total	45117	27200	27200	269000	143000	302000
3122		Inventories						
	503	Materials and supplies	0	0	0	10000	10000	10000
		Total	0	0	0	10000	10000	10000
		Total of Chapter	15828676	26550000	23388000	15891000	13630000	5249000

Capital Expenditures According to Program and Projects for the Years 2016 - 2020

Chapter : 1601 Ministry of Industry, Trade and Supply

(In JDs)

Program 2801 Administration and Support Services								
Project		004 Project of Establishment of Industrial Cities in the Kingdom						
Fund Source		102001	Capital (Treasury)					
Group	item	Description	Actual 2016	Estimated 2017	Re-estimated 2017	Estimated 2018	Indicative 2019	Indicative 2020
31		Non-financial Assets						
3111		Buildings and Constructions						
	508	Works and Constructions						
	040	Constructions	5816249	3342000	3342000	2000000	0	0
		Total of Item	5816249	3342000	3342000	2000000	0	0
		Total of Project / Treasury	5816249	3342000	3342000	2000000	0	0
Project		005 Silos Expansion Project						
Fund Source		102001	Capital (Treasury)					
Group	item	Description	Actual 2016	Estimated 2017	Re-estimated 2017	Estimated 2018	Indicative 2019	Indicative 2020
31		Non-financial Assets						
3111		Buildings and Constructions						
	508	Works and Constructions						
	013	Buildings construction	8308853	18972000	16972000	9000000	10000000	0
		Total of Item	8308853	18972000	16972000	9000000	10000000	0
		Total of Project / Treasury	8308853	18972000	16972000	9000000	10000000	0
Project		006 Insurance administration						
Fund Source		102001	Capital (Treasury)					
Group	item	Description	Actual 2016	Estimated 2017	Re-estimated 2017	Estimated 2018	Indicative 2019	Indicative 2020
22		Use of Goods and Services						
2211		Use of Goods and Services						
	512	Operating and Sustaining Expenditures						
	008	Qualifying and training expenses	2183	0	0	3000	3000	3000
	012	Subscriptions, insurances	0	0	0	30000	30000	30000
	017	Promotion, advertising and awareness	9051	0	0	17000	17000	17000
	032	Conferences, celebrations and workshops	6468	0	0	0	0	0
	036	Computerization and automation operations expenses	9837	0	0	0	0	0
	065	Various activities	78980	50000	50000	0	0	0
		Total of Item	106519	50000	50000	50000	50000	50000
		Total of Project / Treasury	106519	50000	50000	50000	50000	50000
Project		009 E-transformation						
Fund Source		102001	Capital (Treasury)					
Group	item	Description	Actual 2016	Estimated 2017	Re-estimated 2017	Estimated 2018	Indicative 2019	Indicative 2020
22		Use of Goods and Services						
2211		Use of Goods and Services						
	512	Operating and Sustaining Expenditures						
	017	Promotion, advertising and awareness	0	0	0	10000	0	15000
	036	Computerization and automation operations expenses	0	0	0	160000	0	622000
		Total of Item	0	0	0	170000	0	637000
31		Non-financial Assets						
3112		Devices, Machinery and Equipment						
	505	Equipment, Machines and Devices						
	001	Computers and accessories	0	0	0	130000	0	163000
		Total of Item	0	0	0	130000	0	163000
		Total of Project / Treasury	0	0	0	300000	0	800000

Capital Expenditures According to Program and Projects for the Years 2016 - 2020

Chapter : 1601 Ministry of Industry, Trade and Supply

(In JDs)

Program 2801 Administration and Support Services								
Project		701 Establishing a building for the Industry Directorate / Jerash Governorate						
Fund Source		102001 Capital (Treasury)						
Group	item	Description	Actual 2016	Estimated 2017	Re-estimated 2017	Estimated 2018	Indicative 2019	Indicative 2020
31		Non-financial Assets						
3111		Buildings and Constructions						
	508	Works and Constructions						
	013	Buildings construction	0	0	0	0	0	750000
Total of Item			0	0	0	0	0	750000
Total of Project / Treasury			0	0	0	0	0	750000
Project		702 Establishing a building for the Industry and Trade Directorate / Ajloun Governorate						
Fund Source		102001 Capital (Treasury)						
Group	item	Description	Actual 2016	Estimated 2017	Re-estimated 2017	Estimated 2018	Indicative 2019	Indicative 2020
31		Non-financial Assets						
3111		Buildings and Constructions						
	508	Works and Constructions						
	013	Buildings construction	0	0	0	0	200000	200000
Total of Item			0	0	0	0	200000	200000
Total of Project / Treasury			0	0	0	0	200000	200000
Project		703 Establishing the alternative energy project for Civil Service Consumer Corporation - Ras Al-Ain Market / the Capital Governorate						
Fund Source		102001 Capital (Treasury)						
Group	item	Description	Actual 2016	Estimated 2017	Re-estimated 2017	Estimated 2018	Indicative 2019	Indicative 2020
31		Non-financial Assets						
3112		Devices, Machinery and Equipment						
	505	Equipment, Machines and Devices						
	068	Solar cells generating the electric energy	0	0	0	43100	45000	44000
Total of Item			0	0	0	43100	45000	44000
Total of Project / Treasury			0	0	0	43100	45000	44000
Project		704 Establishing a building for the Industry and Trade Directorate of Ma'daba / Ma'daba Governorate						
Fund Source		102001 Capital (Treasury)						
Group	item	Description	Actual 2016	Estimated 2017	Re-estimated 2017	Estimated 2018	Indicative 2019	Indicative 2020
31		Non-financial Assets						
3111		Buildings and Constructions						
	508	Works and Constructions						
	013	Buildings construction	0	0	0	0	300000	450000
Total of Item			0	0	0	0	300000	450000
Total of Project / Treasury			0	0	0	0	300000	450000
Project		705 Establishing a liaison office in Industrial City / Madaba Governorate						
Fund Source		102001 Capital (Treasury)						
Group	item	Description	Actual 2016	Estimated 2017	Re-estimated 2017	Estimated 2018	Indicative 2019	Indicative 2020
31		Non-financial Assets						
3111		Buildings and Constructions						
	508	Works and Constructions						
	040	Constructions	0	0	0	0	100000	250000
Total of Item			0	0	0	0	100000	250000
Total of Project / Treasury			0	0	0	0	100000	250000

Capital Expenditures According to Program and Projects for the Years 2016 - 2020

Chapter : 1601 Ministry of Industry, Trade and Supply

(In JDs)

Program 2801 Administration and Support Services								
Project		706 Establishing a fence for the Industry Directorate building / Ma'an Governorate						
Fund Source		102001 Capital (Treasury)						
Group	item	Description	Actual 2016	Estimated 2017	Re-estimated 2017	Estimated 2018	Indicative 2019	Indicative 2020
31		Non-financial Assets						
3111		Buildings and Constructions						
	508	Works and Constructions						
	040	Constructions	0	0	0	30000	0	0
		Total of Item	0	0	0	30000	0	0
		Total of Project / Treasury	0	0	0	30000	0	0
		Total of Program	14231621	22364000	20364000	11423100	10695000	2544000

Capital Expenditures According to Program and Projects for the Years 2016 - 2020

Chapter : 1601 Ministry of Industry, Trade and Supply

(In JDs)

Program 2805 Organizing and Promoting Industrial and Commercial Development								
Project		001 Organizing and Promoting Industrial and Commercial Development Program Administration Project						
Fund Source		102001 Capital (Treasury)						
Group	item	Description	Actual 2016	Estimated 2017	Re-estimated 2017	Estimated 2018	Indicative 2019	Indicative 2020
21		Compensations of Employees						
2111		Salaries, Wages and Allowances						
	502	Wages						
	004	Bonuses	10313	0	0	0	0	0
		Total of Item	10313	0	0	0	0	0
22		Use of Goods and Services						
2211		Use of Goods and Services						
	510	Buildings and facilities repair and maintenance						
	008	Buildings and facilities maintenance	146817	50000	50000	50000	50000	60000
		Total of Item	146817	50000	50000	50000	50000	60000
	512	Operating and Sustaining Expenditures						
	014	Archiving and documentation	45069	69000	69000	70000	60000	40000
	017	Promotion, advertising and awareness	0	0	0	11000	12000	12000
	018	Computer networks maintenance	45512	118800	118800	100000	100000	100000
	032	Conferences, celebrations and workshops	18992	5000	5000	3000	5000	5000
	036	Computerization and automation operations expenses	106083	130000	130000	90000	100000	130000
		Total of Item	215656	322800	322800	274000	277000	287000
28		Other Expenditures						
2822		Other Capital Expenditures						
	504	Studies, Research and Consultations						
	012	Economic studies	0	70000	0	30000	50000	50000
		Total of Item	0	70000	0	30000	50000	50000
31		Non-financial Assets						
3112		Devices, Machinery and Equipment						
	505	Equipment, Machines and Devices						
	001	Computers and accessories	35386	24000	24000	30000	23000	30000
	003	Office supplies and equipment	9731	3200	3200	5900	15000	5000
		Total of Item	45117	27200	27200	35900	38000	35000
		Total of Project / Treasury	417903	470000	400000	389900	415000	432000
Project		005 Supporting Jordan Enterprise Development Corporation projects						
Fund Source		102001 Capital (Treasury)						
Group	item	Description	Actual 2016	Estimated 2017	Re-estimated 2017	Estimated 2018	Indicative 2019	Indicative 2020
26		Support/ Grants						
2632		Support to General Government Units/ Capital						
	509	Subsidy to general government units/capital						
	018	Jordan Enterprise Development Corporation	195000	200000	8000	175000	175000	175000
		Total of Item	195000	200000	8000	175000	175000	175000
		Total of Project / Treasury	195000	200000	8000	175000	175000	175000

Capital Expenditures According to Program and Projects for the Years 2016 - 2020

Chapter : 1601 Ministry of Industry, Trade and Supply

(In JDs)

Program 2805 Organizing and Promoting Industrial and Commercial Development								
Project		007 Implementing the industrial policy document						
Fund Source		102001 Capital (Treasury)						
Group	item	Description	Actual 2016	Estimated 2017	Re-estimated 2017	Estimated 2018	Indicative 2019	Indicative 2020
22		Use of Goods and Services						
2211		Use of Goods and Services						
	512	Operating and Sustaining Expenditures						
	008	Qualifying and training expenses	0	0	0	30000	30000	30000
	034	Support to existing and new initiatives	0	0	0	40000	40000	40000
	035	Technical and administrative support	0	0	0	20000	20000	20000
	065	Various activities	20589	500000	250000	0	0	0
		Total of Item	20589	500000	250000	90000	90000	90000
28		Other Expenditures						
2822		Other Capital Expenditures						
	504	Studies, Research and Consultations						
	012	Economic studies	0	0	0	100000	110000	118000
		Total of Item	0	0	0	100000	110000	118000
31		Non-financial Assets						
3112		Devices, Machinery and Equipment						
	505	Equipment, Machines and Devices						
	001	Computers and accessories	0	0	0	40000	40000	40000
		Total of Item	0	0	0	40000	40000	40000
3122		Inventories						
	503	Materials and supplies						
	028	Substances and raw materials	0	0	0	10000	10000	10000
		Total of Item	0	0	0	10000	10000	10000
		Total of Project / Treasury	20589	500000	250000	240000	250000	258000
Project		011 Protecting the national production and combating dumping						
Fund Source		102001 Capital (Treasury)						
Group	item	Description	Actual 2016	Estimated 2017	Re-estimated 2017	Estimated 2018	Indicative 2019	Indicative 2020
22		Use of Goods and Services						
2211		Use of Goods and Services						
	512	Operating and Sustaining Expenditures						
	017	Promotion, advertising and awareness	0	0	0	0	5000	5000
	032	Conferences, celebrations and workshops	3075	0	0	0	5000	5000
	036	Computerization and automation operations expenses	7320	45000	25000	25000	15000	10000
		Total of Item	10395	45000	25000	25000	25000	20000
		Total of Project / Treasury	10395	45000	25000	25000	25000	20000

Capital Expenditures According to Program and Projects for the Years 2016 - 2020

Chapter : 1601 Ministry of Industry, Trade and Supply

(In JDs)

Program 2805 Organizing and Promoting Industrial and Commercial Development								
Project		013 Implementation of the trade policy						
Fund Source		102001 Capital (Treasury)						
Group	item	Description	Actual 2016	Estimated 2017	Re-estimated 2017	Estimated 2018	Indicative 2019	Indicative 2020
22		Use of Goods and Services						
2211		Use of Goods and Services						
	512	Operating and Sustaining Expenditures						
	017	Promotion, advertising and awareness	425	0	0	0	0	0
	032	Conferences, celebrations and workshops	7912	5000	5000	3000	3000	3000
		Total of Item	8337	5000	5000	3000	3000	3000
28		Other Expenditures						
2822		Other Capital Expenditures						
	504	Studies, Research and Consultations						
	012	Economic studies	9400	45000	35000	32000	32000	22000
		Total of Item	9400	45000	35000	32000	32000	22000
		Total of Project / Treasury	17737	50000	40000	35000	35000	25000
Project		014 Establishing industrial observatory						
Fund Source		102001 Capital (Treasury)						
Group	item	Description	Actual 2016	Estimated 2017	Re-estimated 2017	Estimated 2018	Indicative 2019	Indicative 2020
22		Use of Goods and Services						
2211		Use of Goods and Services						
	512	Operating and Sustaining Expenditures						
	065	Various activities	0	170000	50000	0	0	0
		Total of Item	0	170000	50000	0	0	0
28		Other Expenditures						
2822		Other Capital Expenditures						
	504	Studies, Research and Consultations						
	027	Purchasing consultation services	0	0	0	130000	130000	130000
		Total of Item	0	0	0	130000	130000	130000
31		Non-financial Assets						
3112		Devices, Machinery and Equipment						
	505	Equipment, Machines and Devices						
	001	Computers and accessories	0	0	0	20000	20000	20000
		Total of Item	0	0	0	20000	20000	20000
		Total of Project / Treasury	0	170000	50000	150000	150000	150000
Project		015 Supporting the Investment Commission projects						
Fund Source		102001 Capital (Treasury)						
Group	item	Description	Actual 2016	Estimated 2017	Re-estimated 2017	Estimated 2018	Indicative 2019	Indicative 2020
26		Support/ Grants						
2632		Support to General Government Units/ Capital						
	509	Subsidy to general government units/capital						
	128	Jordan Investment Commission	843000	2536000	2136000	1433000	0	0
		Total of Item	843000	2536000	2136000	1433000	0	0
		Total of Project / Treasury	843000	2536000	2136000	1433000	0	0
		Total of Program	1504624	3971000	2909000	2447900	1050000	1060000

Capital Expenditures According to Program and Projects for the Years 2016 - 2020

Chapter : 1601 Ministry of Industry, Trade and Supply

(In JDs)

Program 2810 Trade and Strategic Inventory								
Project		002 Adjusting Commercial Register Status						
Fund Source		102001 Capital (Treasury)						
Group	item	Description	Actual 2016	Estimated 2017	Re-estimated 2017	Estimated 2018	Indicative 2019	Indicative 2020
22		Use of Goods and Services						
2211		Use of Goods and Services						
	512	Operating and Sustaining Expenditures						
	017	Promotion, advertising and awareness	20173	30000	30000	23000	30000	30000
	036	Computerization and automation operations expenses	0	35000	25000	32000	20000	20000
	999	n.e.c	9741	0	0	0	0	0
		Total of Item	29914	65000	55000	55000	50000	50000
28		Other Expenditures						
2822		Other Capital Expenditures						
	504	Studies, Research and Consultations						
	036	Various studies	13437	0	0	0	0	0
		Total of Item	13437	0	0	0	0	0
		Total of Project / Treasury	43351	65000	55000	55000	50000	50000
Project		701 Establishing a feed center for districts of Al-Taibeh and Alwastieh / Irbid Governorate						
Fund Source		102001 Capital (Treasury)						
Group	item	Description	Actual 2016	Estimated 2017	Re-estimated 2017	Estimated 2018	Indicative 2019	Indicative 2020
31		Non-financial Assets						
3111		Buildings and Constructions						
	508	Works and Constructions						
	040	Constructions	0	0	0	375000	325000	0
		Total of Item	0	0	0	375000	325000	0
		Total of Project / Treasury	0	0	0	375000	325000	0
Project		702 Establishing a fence around feed warehouses - Raymon / Jerash Governorate						
Fund Source		102001 Capital (Treasury)						
Group	item	Description	Actual 2016	Estimated 2017	Re-estimated 2017	Estimated 2018	Indicative 2019	Indicative 2020
31		Non-financial Assets						
3111		Buildings and Constructions						
	508	Works and Constructions						
	040	Constructions	0	0	0	30000	0	0
		Total of Item	0	0	0	30000	0	0
		Total of Project / Treasury	0	0	0	30000	0	0
Project		703 Establishing a feed warehouse of Elmastbah / Jerash Governorate						
Fund Source		102001 Capital (Treasury)						
Group	item	Description	Actual 2016	Estimated 2017	Re-estimated 2017	Estimated 2018	Indicative 2019	Indicative 2020
31		Non-financial Assets						
3111		Buildings and Constructions						
	508	Works and Constructions						
	040	Constructions	0	0	0	0	250000	750000
		Total of Item	0	0	0	0	250000	750000
		Total of Project / Treasury	0	0	0	0	250000	750000

Capital Expenditures According to Program and Projects for the Years 2016 - 2020

Chapter : 1601 Ministry of Industry, Trade and Supply

(In JDs)

Program 2810 Trade and Strategic Inventory								
Project		704 Building a 60-ton frozen refrigerator / Ajloun Governorate						
Fund Source		102001 Capital (Treasury)						
Group	item	Description	Actual 2016	Estimated 2017	Re-estimated 2017	Estimated 2018	Indicative 2019	Indicative 2020
31		Non-financial Assets						
3111		Buildings and Constructions						
	508	Works and Constructions						
	040	Constructions	0	0	0	0	100000	100000
		Total of Item	0	0	0	0	100000	100000
		Total of Project / Treasury	0	0	0	0	100000	100000
Project		705 Establishing a feed complex in Dhiban / Ma'daba Governorate						
Fund Source		102001 Capital (Treasury)						
Group	item	Description	Actual 2016	Estimated 2017	Re-estimated 2017	Estimated 2018	Indicative 2019	Indicative 2020
31		Non-financial Assets						
3111		Buildings and Constructions						
	508	Works and Constructions						
	040	Constructions	0	0	0	600000	400000	0
		Total of Item	0	0	0	600000	400000	0
		Total of Project / Treasury	0	0	0	600000	400000	0
Project		706 Establishing Al-Qatraneh feed center / Karak Governorate						
Fund Source		102001 Capital (Treasury)						
Group	item	Description	Actual 2016	Estimated 2017	Re-estimated 2017	Estimated 2018	Indicative 2019	Indicative 2020
31		Non-financial Assets						
3111		Buildings and Constructions						
	508	Works and Constructions						
	040	Constructions	0	0	0	700000	0	0
		Total of Item	0	0	0	700000	0	0
		Total of Project / Treasury	0	0	0	700000	0	0
Project		707 Maintaining the main feed warehouse / Ma'an Governorate						
Fund Source		102001 Capital (Treasury)						
Group	item	Description	Actual 2016	Estimated 2017	Re-estimated 2017	Estimated 2018	Indicative 2019	Indicative 2020
22		Use of Goods and Services						
2211		Use of Goods and Services						
	510	Buildings and facilities repair and maintenance						
	008	Buildings and facilities maintenance	0	0	0	20000	0	0
		Total of Item	0	0	0	20000	0	0
		Total of Project / Treasury	0	0	0	20000	0	0
Project		708 Establishing the warehouses in Jarf Al-Darawish area / Tafileh Governorate						
Fund Source		102001 Capital (Treasury)						
Group	item	Description	Actual 2016	Estimated 2017	Re-estimated 2017	Estimated 2018	Indicative 2019	Indicative 2020
31		Non-financial Assets						
3111		Buildings and Constructions						
	508	Works and Constructions						
	040	Constructions	0	0	0	150000	150000	150000
		Total of Item	0	0	0	150000	150000	150000
		Total of Project / Treasury	0	0	0	150000	150000	150000

Capital Expenditures According to Program and Projects for the Years 2016 - 2020

Chapter : 1601 Ministry of Industry, Trade and Supply

(In JDs)

Program 2810 Trade and Strategic Inventory								
Project		709 Establishing warehouses to preserve the food and feed supplies / Tafileh Governorate						
Fund Source		102001 Capital (Treasury)						
Group	item	Description	Actual 2016	Estimated 2017	Re-estimated 2017	Estimated 2018	Indicative 2019	Indicative 2020
31		Non-financial Assets						
3111		Buildings and Constructions						
	508	Works and Constructions						
	040	Constructions	0	0	0	0	500000	500000
		Total of Item	0	0	0	0	500000	500000
		Total of Project / Treasury	0	0	0	0	500000	500000
		Total of Program	43351	65000	55000	1930000	1775000	1550000

Capital Expenditures According to Program and Projects for the Years 2016 - 2020

Chapter : 1601 Ministry of Industry, Trade and Supply

(In JDs)

Program 2815 Industrial and Trade Sector Competitiveness								
Project		001 Spreading competition culture						
Fund Source		102001 Capital (Treasury)						
Group	item	Description	Actual 2016	Estimated 2017	Re-estimated 2017	Estimated 2018	Indicative 2019	Indicative 2020
22		Use of Goods and Services						
2211		Use of Goods and Services						
	512	Operating and Sustaining Expenditures						
	008	Qualifying and training expenses	1675	15000	0	0	0	0
	017	Promotion, advertising and awareness	0	40000	0	10000	20000	10000
	032	Conferences, celebrations and workshops	1696	15000	0	0	0	0
		Total of Item	3371	70000	0	10000	20000	10000
		Total of Project / Treasury	3371	70000	0	10000	20000	10000
Project		003 Promoting and raising the awareness on the significance of industrial ownership rights						
Fund Source		102001 Capital (Treasury)						
Group	item	Description	Actual 2016	Estimated 2017	Re-estimated 2017	Estimated 2018	Indicative 2019	Indicative 2020
22		Use of Goods and Services						
2211		Use of Goods and Services						
	512	Operating and Sustaining Expenditures						
	017	Promotion, advertising and awareness	1190	10000	10000	20000	30000	25000
	032	Conferences, celebrations and workshops	4902	15000	15000	0	0	0
	999	n.e.c	5000	0	0	0	0	0
		Total of Item	11092	25000	25000	20000	30000	25000
		Total of Project / Treasury	11092	25000	25000	20000	30000	25000
		Total of Program	14463	95000	25000	30000	50000	35000

Capital Expenditures According to Program and Projects for the Years 2016 - 2020

Chapter : 1601 Ministry of Industry, Trade and Supply

(In JDs)

Program 2820 Markets Follow-up and Control								
Project		001 Markets Follow- up and Control Program Administration Project						
Fund Source		102001 Capital (Treasury)						
Group	item	Description	Actual 2016	Estimated 2017	Re-estimated 2017	Estimated 2018	Indicative 2019	Indicative 2020
21		Compensations of Employees						
2111		Salaries, Wages and Allowances						
	501	Salaries						
	004	Bonuses	23742	0	0	0	0	0
		Total of Item	23742	0	0	0	0	0
22		Use of Goods and Services						
2211		Use of Goods and Services						
	512	Operating and Sustaining Expenditures						
	017	Promotion, advertising and awareness	7173	55000	35000	60000	60000	60000
	999	n.e.c	3702	0	0	0	0	0
		Total of Item	10875	55000	35000	60000	60000	60000
		Total of Project / Treasury	34617	55000	35000	60000	60000	60000
		Total of Program	34617	55000	35000	60000	60000	60000
		Total of Chapter	15828676	26550000	23388000	15891000	13630000	5249000