

Chapter : 0901 Jordan Royal Geographic Center

Creation: The Royal Jordanian Geographic Center was established in 1975 under Law No. (18) for the year 1986.

Vision : A leading centre of excellence locally and regionally in surveying and space sciences.

Mission: Keeping up with best worldwide developments in the field of geospatial sciences to provide up-to-date and accurate maps, services and geospatial data as a basis for development and defense operations, training and rehabilitation locally and regionally, and to disseminate knowledge to the service recipients

Legal Framework : Law No. (18) for the year 1986

Tasks of the Ministry / Department:

- Establish and sustain the geodesic network and all high degrees triangles points to the third degree which cover the Kingdom of Jordan with all its implementation phases.
- Provide the necessary information for Lands and Survey Department to assist it in preparing cadastral maps (detailed for real estates and properties).
- Make topographic maps of various scales for defense and development requirements.
- Make specialized maps for all ministries and government departments and institutions.
- Sustain and review various maps.
- Provide the ministries and government departments with required survey information in order to perform their projects.
- Conduct aerial photography according to the required scales for all ministries and government departments and institutions.
- Provide advice to the ministries and institutions in all what is related to training of technicians and supply and use machines and equipment in all affairs related to survey and maps production.
- Keep up with the modern developments in the field of mapping industry such as remote sensing and digital maps and establish an integrated system of geographic information for serving national, defense, and developmental purposes.

Ministry/Department Contribution to the Achievement of the National Objectives:

- Improve the infrastructure and its return (to have facilities and infrastructure with efficiency and high return in Jordan)
- Develop the Jordanian economy to be prosperous.
- Prepare the Jordanians for non-stop learning and motivate them to work in professions whose added value is on the continuous increase.
- Enable the national economy to accommodate the increasing annual flow of Jordanian manpower.
- Promote the efficiency and effectiveness of the performance of the public sector institutions (structuring the public sector to become more productive and effective).

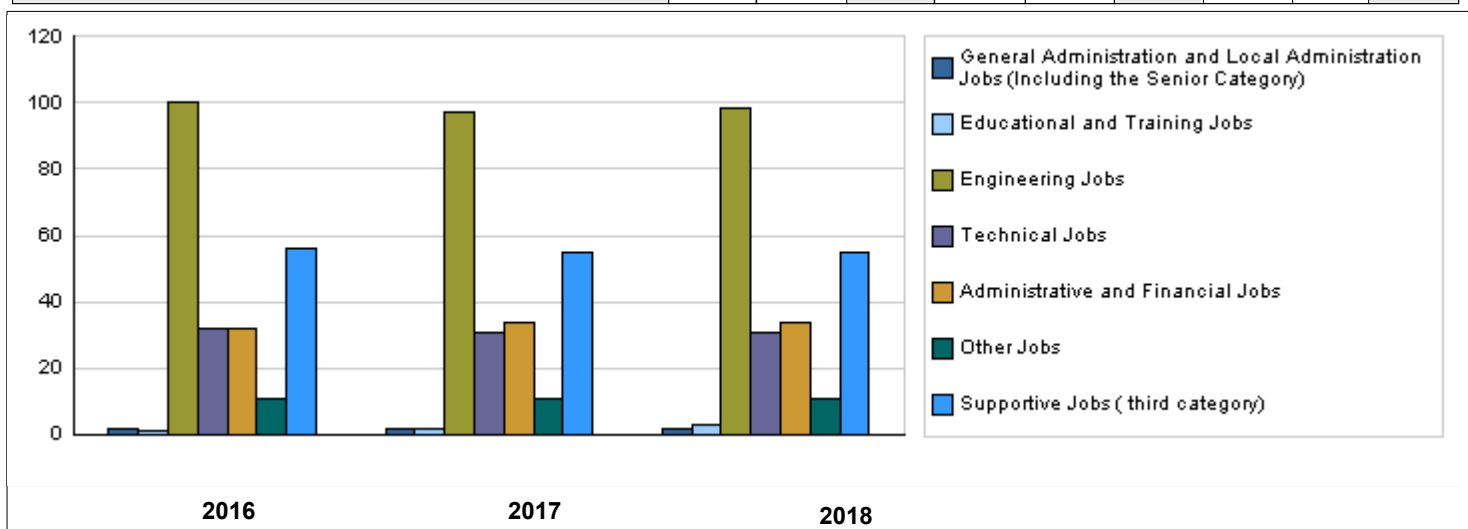
Major Issues and Challenges which face the Ministry / Department:

- Information security and leakage prevention
- Obvious difference in incentives and privileges for employees of the same specializations compared to their counterparts in some other ministries (Ministry of Public Works, Lands and Survey Department etc...).
- Inability to keep up pace with modern and accelerated techniques in the field of software, geospatial devices and IT due to the limited budget of the Geographic Center and inability to participate in qualifying and training technicians in the Center.
- Encroachment upon the role of Jordanian Royal Geographic Center by several agencies.
- Difficulty of compensating specialized technical competences in the field of survey sciences due to their attrition

CHAPTER : 0901 Jordan Royal Geographic Center

Strategic Objectives and Performance Indicators of the Ministry / Department									
Strategic Objective	Performance Indicator	Base year	Value	Actual Value	Target Value	Preliminary Self Evaluation	Target Value		
				2016	2017	2017	2018	2019	2020
1 - To produce, provide and sustain geographical information and data, survey services, topographic maps and modern specialized maps, conduct and review aerial photography for all defense, development and economic requirements, as well as Provide and prepare data using aerial photography (orthophoto)and satellite images, develop survey arts, train qualified cadres and establish an official reference.	1 Area covered by aerial photography km2 annually	2007	7000	9175	8000	6406	8000	8100	8200
	2 Area covered by aerial photos km2 annually	2012	2000	9175	8000	6406	8000	8100	8200
	3 Lidar photography km2 annually	2014	7000	9175	8000	6406	8000	8100	8200
	4 Number of maps produced annually	2007	50000	207877	200000	190361	200000	210000	220000
	5 Number of training courses held during the year	2007	20	30	70	40	40	40	40
	6 Number of trainees from outside the Center	2007	90	316	400	317	400	410	420
	7 Degree of beneficiaries' satisfaction of maps products	2007	%85	%90	%91	%90	%91	%92	%93
	8 Percentage of maps sales to total maps production	2007	%85	%90	%91	%91	%92	%93	%94
	9 Technical specifications of the maps and schemes provided to the Armed Forces at high quality and accuracy and specific time	2014	%99	%99	%99	%99	%99	%99	%99
2 - To build the technical and knowledge base to Jordan space agency to provide information and pictures necessary for planning, sustainable development and defensive purposes.	1 Number of students admitted to college	2015	100	30	40	13	20	22	25
	2 Number of Master's Degree Graduates	2012	0	5	20	13	20	7	5

Number of Staff of the Ministry / Department										
Group	Job	2016			2017			Preliminary 2018		
		Male	Female	Total	Male	Female	Total	Male	Female	Total
General Administration and Local Administration Jobs (Including the Senior Category)	Director General, Deputy Director General	2	0	2	2	0	2	2	0	2
Educational and Training Jobs	Educational jobs	1	0	1	1	1	2	2	1	3
Engineering Jobs	Director, Head of Section, Engineer, Technician	56	44	100	56	41	97	57	41	98
Technical Jobs	Director, Head of Section, Technician	23	9	32	23	8	31	23	8	31
Administrative and Financial Jobs	Head of Section, Administrative Officer, Accountant, Auditor	24	8	32	25	9	34	25	9	34
Other Jobs	Translator, Researcher	7	4	11	7	4	11	8	3	11
Supportive Jobs (third category)	Office Boy, Driver, Dispatcher, Typist	53	3	56	51	4	55	51	4	55
Total		166	68	234	165	67	232	168	66	234
Total Cost of Salaries		921591	376425	1298016	1017430	415570	1433000	1208160	469840	1678000



Key Information of the Ministry / Department

No.	Description	2014	2015	2016	2017	2018
1	Number of maps produced annually	208000	71189	207877	190361	200000
2	Covered area by aerial photography KM2	4223	34452	9175	6406	8000
3	Vital covered area by aerial photography of the kingdom area from the year of 2007 km2	41396	54746	63921	70327	78000

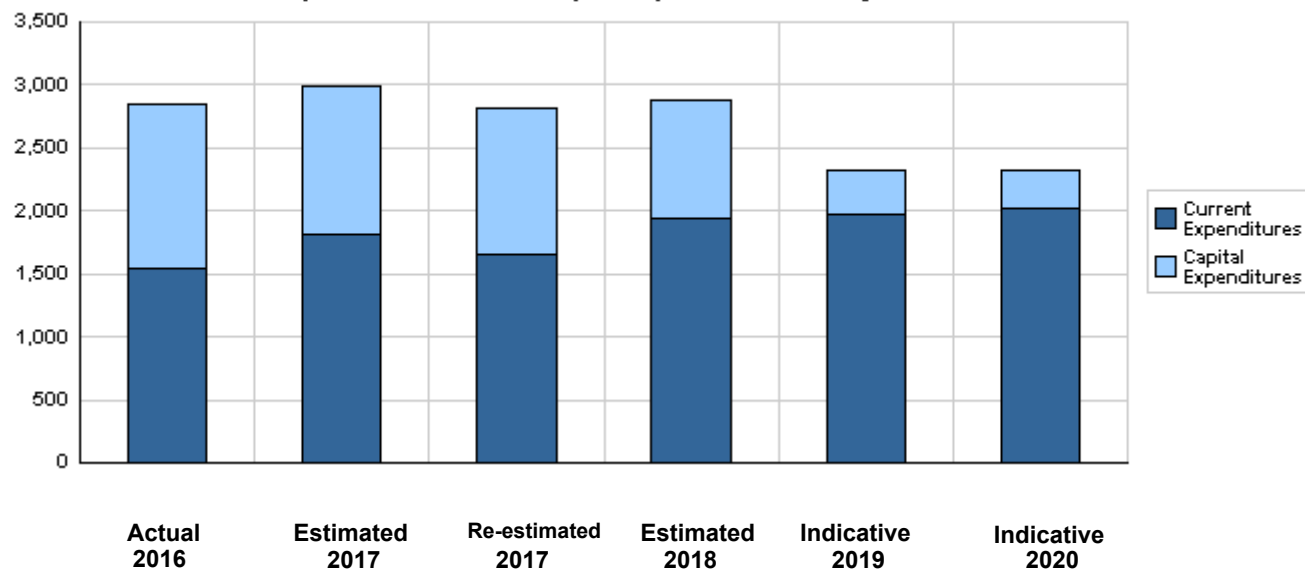
**Overall Summary of Expenditures for Chapter 0901- Jordan Royal Geographic Center
for the Years 2016 - 2020**

(In JDs)

Description		Actual 2016	Estimated 2017	Re-estimated 2017	Estimated 2018	Indicative 2019 2020		
Group	Current Expenditures							
2111	Salaries, Wages and Allowances	1,201,144	1,465,000	1,321,000	1,542,000	1,572,000	1,603,000	
2121	Social Security Contributions	96,872	115,000	112,000	136,000	140,000	143,000	
2211	Use of Goods and Services	165,722	184,700	167,000	180,000	185,000	190,000	
2821	Other Current Expenditures	86,839	54,300	53,000	80,000	80,000	80,000	
Total current expenditures		1,550,577	1,819,000	1,653,000	1,938,000	1,977,000	2,016,000	
		Capital Expenditures						
2111	Salaries, Wages and Allowances	108,935	116,500	116,500	0	0	0	
2211	Use of Goods and Services	164,941	166,500	166,500	326,500	213,000	183,000	
2822	Other Capital Expenditures	17,409	40,000	40,000	32,500	30,000	25,000	
3111	Buildings and Constructions	754,637	735,000	735,000	464,000	0	0	
3112	Devices, Machinery and Equipment	227,077	88,500	88,500	96,500	86,500	71,500	
3113	Other Fixed Assets	2,913	0	0	0	0	0	
3122	Inventories	20,460	18,500	18,500	25,500	20,500	20,500	
Total capital expenditures		1,296,372	1,165,000	1,165,000	945,000	350,000	300,000	
Treasury		1,296,372	1,165,000	1,165,000	945,000	350,000	300,000	
Total current and capital expenditures		2,846,949	2,984,000	2,818,000	2,883,000	2,327,000	2,316,000	

(Thousands of JDs)

Graph of the current and capital expenditures for the years 2016 - 2020

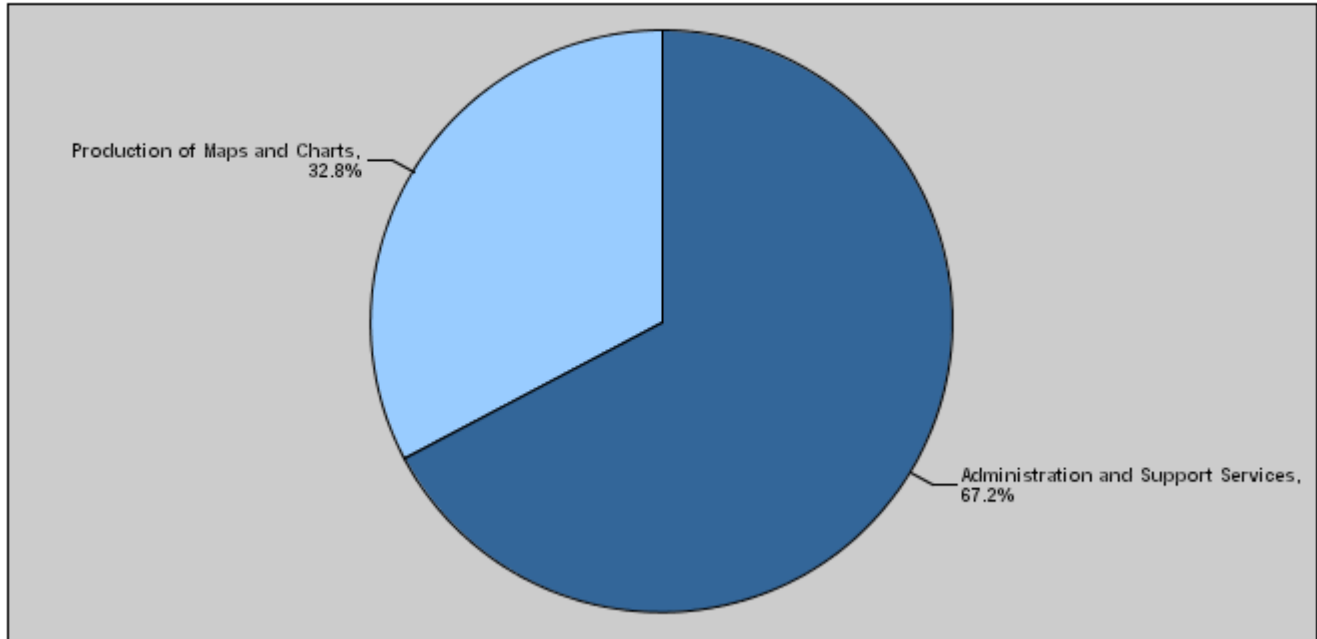


**Budget of Chapter 0901 - Jordan Royal Geographic Center
For the Year 2018 Distributed According to Program**

(In JDs)

Prog.	Description	Current Expenditures	Capital Expenditures	Total Expenditures
1301	Administration and Support Services	1,938,000	0	1,938,000
1305	Production of Maps and Charts	0	945,000	945,000
	Total	1,938,000	945,000	2,883,000

Total Expenditures for the Year 2018 Distributed According to Programs



Estimated Allocations for Females distributed according to Programs for the Years 2016 - 2020

Program	2016	2017	2018	2019	2020
1301 Administration and Support Services	465000	496000	578000	590000	602000
Total	465000	496000	578000	590000	602000

Budget Chapter 0901 - Jordan Royal Geographic Center Distributed According to the Program

1301 Administration and Support Services Program

Objective of the program :

The program aims to provide the necessary administrative, financial and logistic support to realize the strategic objectives of productive and training projects as well as providing machines and equipment and buildings maintenance.

The strategic objective related to the program :

Produce, provide and maintain geographic information and data, survey services, topographic maps and modern specialized maps, carry out and review aerial photography for all defense, development and economic requirements, as well as provide and prepare data using aerial photography (orthophoto) and satellite images, develop survey arts, train and qualify the technical staffs working in the center and the public and private sectors and sister countries and establish an official reference supporting the issues related to the borders.

Directorates associated with the program :

- 1-Public Administration
- 2- Financial and Administrative Affairs
- 3- Technical Services
- 4- Internal Control Unit
- 5- Planning Directorate

Services provided by the program :

- 1 -Carry out the tasks of expenditures disbursement and revenues collection pursuant to the Center's budget.
- 2- Secure the appropriate productivity environment to the technical and administrative staff.
- 3- Train and qualify the staff.
- 4- Provide various administrative support services for the purposes of carrying out the work.
- 5- Assist the Center's high management to ensure achievement of the specified objectives according to the set plans and policies.
- 6- Prepare for scientific conferences and workshops and receive delegates from inside and outside the Kingdom.
- 7- Study and follow up productive projects and study agreements.

Staff working in the program :

The program is implemented through a functional staff in 2017 estimated with (232) staff, including (165) males and (67) females .

Performance Measurement Indicators for Program

Performance Measurement Indicator		Base Year	Value	Actual value	Target Value	Preliminary Self Evaluation	Target Value		
				2016	2017		2017	2018	2019
1	Area covered by aerial photography km2 annually	2007	7000	9175	8000	6406	8000	8100	8200
2	Number of trainees from outside the Center	2007	90	316	400	317	400	410	420
3	Area covered by modified aerial photos km2 annually	2012	2000	9175	8000	6406	8000	8100	8200
4	Lidar photography Km2 annually	2014	7000	9175	8000	6406	8000	8100	8200
5	Number of maps produced annually	2007	50000	207877	200000	190361	200000	210000	220000
6	Number of training courses held during the year	2007	20	30	70	40	40	40	40
7	Degree of the beneficiaries' satisfaction with the maps products	2007	%85	%90	%91	%90	%91	%92	%93
8	Percentage of maps sales to total maps production	2007	%85	%90	%91	%91	%92	%93	%94
9	Technical specifications of maps and schemes provided to the Armed Forces with high quality and accuracy and a specific time	2014	%99	%99	%99	%99	%99	%99	%99

Appropriations Of Administration and Support Services Program as Per Activities and Projects.

(In JDs)

Activities and Projects		Actual	Estimated	Re-estimated	Estimated	Indicative	
		2016	2017	2017	2018	2019	2020
Current Expenditures		1,550,577	1,819,000	1,653,000	1,938,000	1,977,000	2,016,000
601	Administrative and Support Services	887,046	956,860	874,000	967,000	988,000	1,009,000
602	Geographic surveys and maps production	663,531	862,140	779,000	971,000	989,000	1,007,000
Capital Expenditures		0	0	0	0	0	0
Program / Treasury		0	0	0	0	0	0
Total Program		1,550,577	1,819,000	1,653,000	1,938,000	1,977,000	2,016,000

Budget Chapter 0901 - Jordan Royal Geographic Center Distributed According to the Program

1305	Production of Maps and Charts Program
Objective of the program :	
Build the technical and knowledge base for a Jordanian space agency to provide information and images necessary for planning, sustainable development and defense purposes.	
The strategic objective related to the program :	
<p>1- Produce, provide and maintain geographic information and data, survey services, topographic maps and modern specialized maps, carry out and review aerial photography for all defense, development and economic requirements, as well as provide and prepare data using aerial photography (orthophoto) and satellite images, develop survey arts, train and qualify the technical staffs working in the center and the public and private sectors and sister countries and establish an official reference supporting the issues related to the borders.</p> <p>2- Build the technical and knowledge base of Jordanian space agency to provide the information and images necessary for planning, sustainable development and defense purposes</p>	
Directorates associated with the program :	
<p>1- Public Administration 2- Modern Applications Directorate 3- Production Directorate 5- Planning Directorate</p>	
Services provided by the program :	
<p>1- Produce all kinds of modified aerial maps, sketches and photos with high quality and accuracy. 2- Qualify and train the technical cadres in the various survey majors, GIS and remote sensing. 3- Conduct all field works related to borders such as identifying and determining points between the Kingdom and neighboring countries and maintain border pillars continuously. 4- Study and follow up productive projects and study agreements.</p>	
Staff working in the program :	
This program is implemented through the staff of the Center.	

Performance Measurement Indicators for Program

	Performance Measurement Indicator	Base Year	Value	Actual value	Target Value	Preliminary Self Evaluation	Target Value		
				2016	2017	2017	2018	2019	2020
1	Number of students admitted to the college	2015	100	30	40	13	20	22	25
2	Number of graduates to the Master's degree	2012	0	5	20	13	20	7	5

Appropriations Of Production of Maps and Charts Program as Per Activities and Projects. (In JDs)

Activities and Projects	Actual	Estimated	Re-estimated	Estimated	Indicative	
	2016	2017	2017	2018	2019	2020
Current Expenditures	0	0	0	0	0	0
Capital Expenditures	1,296,372	1,165,000	1,165,000	945,000	350,000	300,000
001 Production of Maps and Charts Program Administration Project	86,883	152,000	152,000	140,000	140,000	140,000
002 Demarcation and maintenance of the borders	59,976	65,000	65,000	50,000	50,000	50,000
003 National Geographic Information System	15,468	20,000	20,000	20,000	20,000	20,000
004 UN regional center for Space Science and Technology Education for Western Asia	868,344	840,000	840,000	570,000	0	0
005 National Center for Remote Sensing	23,820	0	0	0	0	0
006 Arabic Division of Experts in Geographic Names	16,914	0	0	35,000	20,000	20,000
007 Agricultural atlas	4,994	0	0	0	0	0
008 Vehicles monitoring and tracking system	15,290	0	0	0	0	0
009 Solar Energy Use Project	150,000	0	0	0	0	0
010 Electronic Portal Project	27,789	40,000	40,000	60,000	50,000	0
011 Royal Jordanian Geographic Center College for Surveying Sciences Project	26,894	48,000	48,000	70,000	70,000	70,000
Program / Treasury	1,296,372	1,165,000	1,165,000	945,000	350,000	300,000
Total Program	1,296,372	1,165,000	1,165,000	945,000	350,000	300,000

Chapter : 0901 Jordan Royal Geographic Center

(In JDs)

Current Activities Appropriations According to Program								
Prog.	Activites		Actual	Estimated	Re-estimated	Estimated	Indicative	Indicative
			2016	2017	2017	2018	2019	2020
1301	601	Administrative and Support Services	887046	956860	874000	967000	988000	1009000
	602	Geographic surveys and maps production	663531	862140	779000	971000	989000	1007000
		Total of Program	1550577	1819000	1653000	1938000	1977000	2016000
		Total	1550577	1819000	1653000	1938000	1977000	2016000

Capital Projects Appropriations According to Program								
Prog.	Projects		Actual	Estimated	Re-estimated	Estimated	Indicative	Indicative
			2016	2017	2017	2018	2019	2020
1305	001	Production of Maps and Charts Program Administration Project	86883	152000	152000	140000	140000	140000
	002	Demarcation and maintenance of the borders	59976	65000	65000	50000	50000	50000
	003	National Geographic Information System	15468	20000	20000	20000	20000	20000
	004	UN regional center for Space Science and Technology Education for Western Asia	868344	840000	840000	570000	0	0
	005	National Center for Remote Sensing	23820	0	0	0	0	0
	006	Arabic Division of Experts in Geographic Names	16914	0	0	35000	20000	20000
	007	Agricultural atlas	4994	0	0	0	0	0
	008	Vehicles monitoring and tracking system	15290	0	0	0	0	0
	009	Solar Energy Use Project	150000	0	0	0	0	0
	010	Electronic Portal Project	27789	40000	40000	60000	50000	0
	011	Royal Jordanian Geographic Center College for Surveying Sciences Project	26894	48000	48000	70000	70000	70000
		Total of Program	1296372	1165000	1165000	945000	350000	300000
		Total	1296372	1165000	1165000	945000	350000	300000

Overall Summary of Current Expenditures for the Years 2016 - 2020

Chapter: 0901 Jordan Royal Geographic Center

(In JDs)

Group	Item	Description	Actual 2016	Estimated 2017	Re-estimated 2017	Estimated 2018	Indicative 2019	Indicative 2020
21		Compensations of Employees						
2111		Salaries, Wages and Allowances						
	101	Classified Employees	67620	79000	60000	55000	55000	55000
	102	Unclassified Employees	296125	331000	311000	348000	353000	354000
	103	Comprehensive Contract Employees	83631	169000	96000	179000	184000	185000
	105	Personal Cost of Living Allowance	266556	315000	295000	330000	335000	343000
	106	Family Cost of Living Allowance	24126	28000	28000	30000	32000	32000
	110	Overtime Allowance	19554	25000	25000	25000	25000	25000
	111	Additional Allowance	219109	267000	257000	280000	288000	298000
	113	Transportation Allowance	13300	18000	16000	20000	21000	22000
	114	Transport Allowance	33168	42000	42000	44000	45000	47000
	115	Field Visit Allowance	0	2000	2000	2000	2000	2000
	116	Employees' Bonuses	149987	150000	150000	150000	150000	150000
	120	Contract Employees	27968	39000	39000	79000	82000	90000
Total			1201144	1465000	1321000	1542000	1572000	1603000
2121		Social Security Contributions						
	301	Social Security	96872	115000	112000	136000	140000	143000
Total			96872	115000	112000	136000	140000	143000
22		Use of Goods and Services						
2211		Use of Goods and Services						
	202	Telecommunications Services	4522	5000	5000	5000	5000	6000
	203	Water	4679	6000	6000	6000	6000	6000
	204	Electricity	50331	46900	44000	45000	45000	45000
	205	Fuels	29959	34000	25000	34000	34000	34000
	206	Maintenance of Machines, furniture and accessories	1907	3000	3000	3000	4000	4000
	207	Maintenance of vehicles, equipment and accessories	4617	6000	6000	6000	7000	7000
	208	Repair and maintenance of buildings and accessories	1887	3000	3000	3000	4000	4000
	209	Stationery, Publications and Office Supplies	2768	3100	3000	3000	5000	6000
	210	Substances and raw materials (medicines, clothes, food, films, etc..)	1887	2700	2000	3000	3000	3000
	211	Cleaning services and supplies including cleaning contracts	47000	48000	48000	48000	48000	48000
	212	Insurance	7647	19000	14000	16000	16000	17000
	213	Official Travel Missions	1550	1500	1500	2000	2000	2000
	214	Goods and services expenses	6968	6500	6500	6000	6000	8000
Total			165722	184700	167000	180000	185000	190000
28		Other Expenditures						
2821		Other Current Expenditures						
	303	Scientific scholarships and training courses	330	2500	2000	5000	5000	5000
	305	Non-Employees' Bonuses	86509	51800	51000	75000	75000	75000
Total			86839	54300	53000	80000	80000	80000
Total of Chapter			1550577	1819000	1653000	1938000	1977000	2016000

Current Expenditures According to Program and Activities for the Years 2016 - 2020

Chapter : 0901 - Jordan Royal Geographic Center

(In JDs)

Program : 1301 - Administration and Support Services								
Activity : 601 - Administrative and Support Services								
Group	Item	Description	Actual 2016	Estimated 2017	Re-estimated 2017	Estimated 2018	Indicative 2019	Indicative 2020
21		Compensations of Employees						
2111		Salaries, Wages and Allowances						
	101	Classified Employees	46624	51660	42000	30000	30000	30000
	102	Unclassified Employees	194200	220000	200000	230000	235000	236000
	105	Personal Cost of Living Allowance	154761	169000	149000	170000	171000	175000
	106	Family Cost of Living Allowance	16285	17000	17000	17000	18000	18000
	110	Overtime Allowance	15806	17000	17000	17000	17000	17000
	111	Additional Allowance	107459	120000	110000	120000	124000	130000
	113	Transportation Allowance	7620	10000	8000	12000	13000	14000
	114	Transport Allowance	17368	19000	19000	20000	21000	23000
	115	Field Visit Allowance	0	1000	1000	1000	1000	1000
	116	Employees' Bonuses	69988	70000	70000	70000	70000	70000
		Total	630111	694660	633000	687000	700000	714000
2121		Social Security Contributions						
	301	Social Security	47960	50000	47000	60000	63000	65000
		Total	47960	50000	47000	60000	63000	65000
22		Use of Goods and Services						
2211		Use of Goods and Services						
	202	Telecommunications Services	4522	5000	5000	5000	5000	6000
	203	Water	4679	6000	6000	6000	6000	6000
	204	Electricity	50331	46900	44000	45000	45000	45000
	205	Fuels	29959	34000	25000	34000	34000	34000
	001	Heating	21232	24000	15000	15000	15000	15000
	002	Saloon vehicles	8727	10000	10000	19000	19000	19000
	206	Maintenance of Machines, furniture and accessories	1907	3000	3000	3000	4000	4000
	207	Maintenance of vehicles, equipment and accessories	4617	6000	6000	6000	7000	7000
	208	Repair and maintenance of buildings and accessories	1887	3000	3000	3000	4000	4000
	209	Stationery, Publications and Office Supplies	2768	3100	3000	3000	5000	6000
	210	Substances and raw materials (medicines, clothes, food, films, etc..)	1887	2700	2000	3000	3000	3000
	211	Cleaning services and supplies including cleaning contracts	47000	48000	48000	48000	48000	48000
	212	Insurance	7647	19000	14000	16000	16000	17000
	213	Official Travel Missions	1550	1500	1500	2000	2000	2000
	214	Goods and services expenses	6968	6500	6500	6000	6000	8000
		Total	165722	184700	167000	180000	185000	190000
28		Other Expenditures						
2821		Other Current Expenditures						
	303	Scientific scholarships and training courses	330	2500	2000	5000	5000	5000
	305	Non-Employees' Bonuses	42923	25000	25000	35000	35000	35000
		Total	43253	27500	27000	40000	40000	40000
		Total of Activity	887046	956860	874000	967000	988000	1009000

Current Expenditures According to Program and Activities for the Years 2016 - 2020

Chapter : 0901 - Jordan Royal Geographic Center

(In JDs)

Program : 1301 - Administration and Support Services								
Activity : 602 - Geographic surveys and maps production								
Group	Item	Description	Actual 2016	Estimated 2017	Re-estimated 2017	Estimated 2018	Indicative 2019	Indicative 2020
21		Compensations of Employees						
2111		Salaries, Wages and Allowances						
	101	Classified Employees	20996	27340	18000	25000	25000	25000
	102	Unclassified Employees	101925	111000	111000	118000	118000	118000
	103	Comprehensive Contract Employees	83631	169000	96000	179000	184000	185000
	105	Personal Cost of Living Allowance	111795	146000	146000	160000	164000	168000
	106	Family Cost of Living Allowance	7841	11000	11000	13000	14000	14000
	110	Overtime Allowance	3748	8000	8000	8000	8000	8000
	111	Additional Allowance	111650	147000	147000	160000	164000	168000
	113	Transportation Allowance	5680	8000	8000	8000	8000	8000
	114	Transport Allowance	15800	23000	23000	24000	24000	24000
	115	Field Visit Allowance	0	1000	1000	1000	1000	1000
	116	Employees' Bonuses	79999	80000	80000	80000	80000	80000
	120	Contract Employees	27968	39000	39000	79000	82000	90000
		Total	571033	770340	688000	855000	872000	889000
2121		Social Security Contributions						
	301	Social Security	48912	65000	65000	76000	77000	78000
		Total	48912	65000	65000	76000	77000	78000
28		Other Expenditures						
2821		Other Current Expenditures						
	305	Non-Employees' Bonuses	43586	26800	26000	40000	40000	40000
		Total	43586	26800	26000	40000	40000	40000
		Total of Activity	663531	862140	779000	971000	989000	1007000
		Total of Program	1550577	1819000	1653000	1938000	1977000	2016000
		Total of Chapter	1550577	1819000	1653000	1938000	1977000	2016000

Overall Summary of Capital Expenditures for the Years 2016 - 2020

Chapter : 0901 Jordan Royal Geographic Center

(In JDs)

Group	Item	Description	Actual 2016	Estimated 2017	Re-estimated 2017	Estimated 2018	Indicative 2019	Indicative 2020
		Expenditures						
21		Compensations of Employees						
2111		Salaries, Wages and Allowances						
	501	Salaries	108935	116500	116500	0	0	0
Total			108935	116500	116500	0	0	0
22		Use of Goods and Services						
2211		Use of Goods and Services						
	510	Buildings and facilities repair and maintenance	30512	17500	17500	25000	15000	15000
	512	Operating and Sustaining Expenditures	134429	149000	149000	301500	198000	168000
Total			164941	166500	166500	326500	213000	183000
28		Other Expenditures						
2822		Other Capital Expenditures						
	504	Studies, Research and Consultations	17409	40000	40000	32500	30000	25000
Total			17409	40000	40000	32500	30000	25000
		Fixed Assets						
31		Non-financial Assets						
3111		Buildings and Constructions						
	508	Works and Constructions	754637	735000	735000	464000	0	0
Total			754637	735000	735000	464000	0	0
3112		Devices, Machinery and Equipment						
	505	Equipment, Machines and Devices	227077	88500	88500	96500	86500	71500
Total			227077	88500	88500	96500	86500	71500
3113		Other Fixed Assets						
	511	Equipping and furnishing	2913	0	0	0	0	0
Total			2913	0	0	0	0	0
3122		Inventories						
	503	Materials and supplies	20460	18500	18500	25500	20500	20500
Total			20460	18500	18500	25500	20500	20500
Total of Chapter			1296372	1165000	1165000	945000	350000	300000

Capital Expenditures According to Program and Projects for the Years 2016 - 2020

Chapter : 0901 Jordan Royal Geographic Center

(In JDs)

Program 1305 Production of Maps and Charts								
Project		001 Production of Maps and Charts Program Administration Project						
Fund Source		102001 Capital (Treasury)						
Group	item	Description	Actual 2016	Estimated 2017	Re-estimated 2017	Estimated 2018	Indicative 2019	Indicative 2020
21		Compensations of Employees						
2111		Salaries, Wages and Allowances						
	501	Salaries						
	004	Bonuses	0	19500	19500	0	0	0
		Total of Item	0	19500	19500	0	0	0
22		Use of Goods and Services						
2211		Use of Goods and Services						
	510	Buildings and facilities repair and maintenance						
	008	Buildings and facilities maintenance	25522	15000	15000	15000	15000	15000
		Total of Item	25522	15000	15000	15000	15000	15000
	512	Operating and Sustaining Expenditures						
	001	Rents	0	3000	3000	0	0	0
	002	Telephone, fax and post	0	300	300	0	0	0
	003	Water	0	200	200	0	0	0
	004	Electricity	0	500	500	0	0	0
	006	Devices, tools and equipment maintenance	7998	8000	8000	8000	8000	8000
	011	Capacity building expenses	0	10000	10000	20000	20000	20000
	014	Archiving and documentation	0	0	0	10000	10000	10000
	015	Operating systems and software	0	5000	5000	5000	5000	5000
	035	Technical and administrative support	12944	10000	10000	16000	16000	16000
	070	Stationery and publications	0	500	500	0	0	0
		Total of Item	20942	37500	37500	59000	59000	59000
28		Other Expenditures						
2822		Other Capital Expenditures						
	504	Studies, Research and Consultations						
	007	Institutional work development studies	0	0	0	11500	11500	11500
	036	Various studies	6500	25500	25500	0	0	0
		Total of Item	6500	25500	25500	11500	11500	11500
31		Non-financial Assets						
3112		Devices, Machinery and Equipment						
	505	Equipment, Machines and Devices						
	001	Computers and accessories	3000	11000	11000	11000	11000	11000
	003	Office supplies and equipment	1833	5000	5000	5000	5000	5000
	055	Technical devices	23529	30000	30000	30000	30000	30000
		Total of Item	28362	46000	46000	46000	46000	46000
3113		Other Fixed Assets						
	511	Equipping and furnishing						
	009	Office supplies and furniture	2913	0	0	0	0	0
		Total of Item	2913	0	0	0	0	0
3122		Inventories						
	503	Materials and supplies						
	001	Computer supplies and accessories	2644	4000	4000	4000	4000	4000
	020	Office supplies	0	4500	4500	4500	4500	4500
		Total of Item	2644	8500	8500	8500	8500	8500
		Total of Project / Treasury	86883	152000	152000	140000	140000	140000

Capital Expenditures According to Program and Projects for the Years 2016 - 2020

Chapter : 0901 Jordan Royal Geographic Center

(In JDs)

Program 1305 Production of Maps and Charts								
Project		002 Demarcation and maintenance of the borders						
Fund Source		102001	Capital (Treasury)					
Group	Item	Description	Actual 2016	Estimated 2017	Re-estimated 2017	Estimated 2018	Indicative 2019	Indicative 2020
21		Compensations of Employees						
2111		Salaries, Wages and Allowances						
	501	Salaries						
	004	Bonuses	10000	15000	15000	0	0	0
		Total of Item	10000	15000	15000	0	0	0
22		Use of Goods and Services						
2211		Use of Goods and Services						
	512	Operating and Sustaining Expenditures						
	004	Electricity	27286	20000	20000	0	0	0
	005	Fuels	9819	10000	10000	0	0	0
	007	Vehicles and equipment maintenance	10223	15000	15000	10000	10000	10000
	011	Capacity building expenses	0	0	0	15000	15000	15000
	035	Technical and administrative support	2648	5000	5000	25000	25000	25000
		Total of Item	49976	50000	50000	50000	50000	50000
		Total of Project / Treasury	59976	65000	65000	50000	50000	50000
Project		003 National Geographic Information System						
Fund Source		102001	Capital (Treasury)					
Group	Item	Description	Actual 2016	Estimated 2017	Re-estimated 2017	Estimated 2018	Indicative 2019	Indicative 2020
21		Compensations of Employees						
2111		Salaries, Wages and Allowances						
	501	Salaries						
	004	Bonuses	3500	5000	5000	0	0	0
		Total of Item	3500	5000	5000	0	0	0
22		Use of Goods and Services						
2211		Use of Goods and Services						
	512	Operating and Sustaining Expenditures						
	008	Qualifying and training expenses	0	1000	1000	1000	1000	1000
	011	Capacity building expenses	0	0	0	5000	5000	5000
	015	Operating systems and software	1740	2500	2500	2500	2500	2500
	035	Technical and administrative support	957	1000	1000	1000	1000	1000
		Total of Item	2697	4500	4500	9500	9500	9500
28		Other Expenditures						
2822		Other Capital Expenditures						
	504	Studies, Research and Consultations						
	007	Institutional work development studies	0	0	0	5000	5000	5000
	036	Various studies	4101	5000	5000	0	0	0
		Total of Item	4101	5000	5000	5000	5000	5000
31		Non-financial Assets						
3112		Devices, Machinery and Equipment						
	505	Equipment, Machines and Devices						
	001	Computers and accessories	3229	3500	3500	3500	3500	3500
		Total of Item	3229	3500	3500	3500	3500	3500
3122		Inventories						
	503	Materials and supplies						
	020	Office supplies	1941	2000	2000	2000	2000	2000
		Total of Item	1941	2000	2000	2000	2000	2000
		Total of Project / Treasury	15468	20000	20000	20000	20000	20000

Capital Expenditures According to Program and Projects for the Years 2016 - 2020

Chapter : 0901 Jordan Royal Geographic Center

(In JDs)

Program 1305 Production of Maps and Charts								
Project		004 UN regional center for Space Science and Technology Education for Western Asia						
Fund Source		102001 Capital (Treasury)						
Group	Item	Description	Actual 2016	Estimated 2017	Re-estimated 2017	Estimated 2018	Indicative 2019	Indicative 2020
21		Compensations of Employees						
2111		Salaries, Wages and Allowances						
	501	Salaries						
	004	Bonuses	49978	50000	50000	0	0	0
		Total of Item	49978	50000	50000	0	0	0
22		Use of Goods and Services						
2211		Use of Goods and Services						
	510	Buildings and facilities repair and maintenance						
	008	Buildings and facilities maintenance	4990	2500	2500	10000	0	0
		Total of Item	4990	2500	2500	10000	0	0
	512	Operating and Sustaining Expenditures						
	003	Water	500	500	500	0	0	0
	004	Electricity	23380	10000	10000	0	0	0
	005	Fuels	4868	5000	5000	0	0	0
	008	Qualifying and training expenses	0	2000	2000	10000	0	0
	011	Capacity building expenses	0	5000	5000	33500	0	0
	015	Operating systems and software	5734	10000	10000	10000	0	0
	035	Technical and administrative support	3679	2500	2500	25000	0	0
		Total of Item	38161	35000	35000	78500	0	0
28		Other Expenditures						
2822		Other Capital Expenditures						
	504	Studies, Research and Consultations						
	007	Institutional work development studies	0	0	0	2500	0	0
	036	Various studies	3500	2500	2500	0	0	0
		Total of Item	3500	2500	2500	2500	0	0
31		Non-financial Assets						
3111		Buildings and Constructions						
	508	Works and Constructions						
	013	Buildings construction	754637	735000	735000	464000	0	0
		Total of Item	754637	735000	735000	464000	0	0
3112		Devices, Machinery and Equipment						
	505	Equipment, Machines and Devices						
	001	Computers and accessories	4927	5000	5000	5000	0	0
	055	Technical devices	7223	5000	5000	5000	0	0
		Total of Item	12150	10000	10000	10000	0	0
3122		Inventories						
	503	Materials and supplies						
	020	Office supplies	4928	5000	5000	5000	0	0
		Total of Item	4928	5000	5000	5000	0	0
		Total of Project / Treasury	868344	840000	840000	570000	0	0

Capital Expenditures According to Program and Projects for the Years 2016 - 2020

Chapter : 0901 Jordan Royal Geographic Center

(In JDs)

Program 1305 Production of Maps and Charts								
Project		005 National Center for Remote Sensing						
Fund Source		102001 Capital (Treasury)						
Group	item	Description	Actual 2016	Estimated 2017	Re-estimated 2017	Estimated 2018	Indicative 2019	Indicative 2020
21		Compensations of Employees						
2111		Salaries, Wages and Allowances						
	501	Salaries						
	004	Bonuses	12999	0	0	0	0	0
		Total of Item	12999	0	0	0	0	0
22		Use of Goods and Services						
2211		Use of Goods and Services						
	512	Operating and Sustaining Expenditures						
	015	Operating systems and software	3950	0	0	0	0	0
		Total of Item	3950	0	0	0	0	0
31		Non-financial Assets						
3112		Devices, Machinery and Equipment						
	505	Equipment, Machines and Devices						
	001	Computers and accessories	4998	0	0	0	0	0
		Total of Item	4998	0	0	0	0	0
3122		Inventories						
	503	Materials and supplies						
	020	Office supplies	1873	0	0	0	0	0
		Total of Item	1873	0	0	0	0	0
		Total of Project / Treasury	23820	0	0	0	0	0
Project		006 Arabic Division of Experts in Geographic Names						
Fund Source		102001 Capital (Treasury)						
Group	item	Description	Actual 2016	Estimated 2017	Re-estimated 2017	Estimated 2018	Indicative 2019	Indicative 2020
21		Compensations of Employees						
2111		Salaries, Wages and Allowances						
	501	Salaries						
	004	Bonuses	8961	0	0	0	0	0
		Total of Item	8961	0	0	0	0	0
22		Use of Goods and Services						
2211		Use of Goods and Services						
	512	Operating and Sustaining Expenditures						
	001	Rents	6300	0	0	0	0	0
	002	Telephone, fax and post	211	0	0	0	0	0
	004	Electricity	50	0	0	0	0	0
	011	Capacity building expenses	0	0	0	15000	9000	9000
	035	Technical and administrative support	0	0	0	13500	4500	4500
	070	Stationery and publications	462	0	0	0	0	0
		Total of Item	7023	0	0	28500	13500	13500
28		Other Expenditures						
2822		Other Capital Expenditures						
	504	Studies, Research and Consultations						
	007	Institutional work development studies	0	0	0	3500	3500	3500
		Total of Item	0	0	0	3500	3500	3500
31		Non-financial Assets						
3112		Devices, Machinery and Equipment						
	505	Equipment, Machines and Devices						
	001	Computers and accessories	930	0	0	3000	3000	3000
		Total of Item	930	0	0	3000	3000	3000
		Total of Project / Treasury	16914	0	0	35000	20000	20000

Capital Expenditures According to Program and Projects for the Years 2016 - 2020

Chapter : 0901 Jordan Royal Geographic Center

(In JDs)

Program 1305 Production of Maps and Charts								
Project		007 Agricultural atlas						
Fund Source		102001 Capital (Treasury)						
Group	item	Description	Actual 2016	Estimated 2017	Re-estimated 2017	Estimated 2018	Indicative 2019	Indicative 2020
21		Compensations of Employees						
2111		Salaries, Wages and Allowances						
	501	Salaries						
	004	Bonuses	2499	0	0	0	0	0
		Total of Item	2499	0	0	0	0	0
31		Non-financial Assets						
3122		Inventories						
	503	Materials and supplies						
	020	Office supplies	2495	0	0	0	0	0
		Total of Item	2495	0	0	0	0	0
		Total of Project / Treasury	4994	0	0	0	0	0
Project		008 Vehicles monitoring and tracking system						
Fund Source		102001 Capital (Treasury)						
Group	item	Description	Actual 2016	Estimated 2017	Re-estimated 2017	Estimated 2018	Indicative 2019	Indicative 2020
21		Compensations of Employees						
2111		Salaries, Wages and Allowances						
	501	Salaries						
	004	Bonuses	7000	0	0	0	0	0
		Total of Item	7000	0	0	0	0	0
22		Use of Goods and Services						
2211		Use of Goods and Services						
	512	Operating and Sustaining Expenditures						
	035	Technical and administrative support	1880	0	0	0	0	0
		Total of Item	1880	0	0	0	0	0
31		Non-financial Assets						
3112		Devices, Machinery and Equipment						
	505	Equipment, Machines and Devices						
	001	Computers and accessories	2574	0	0	0	0	0
		Total of Item	2574	0	0	0	0	0
3122		Inventories						
	503	Materials and supplies						
	020	Office supplies	3836	0	0	0	0	0
		Total of Item	3836	0	0	0	0	0
		Total of Project / Treasury	15290	0	0	0	0	0
Project		009 Solar Energy Use Project						
Fund Source		102001 Capital (Treasury)						
Group	item	Description	Actual 2016	Estimated 2017	Re-estimated 2017	Estimated 2018	Indicative 2019	Indicative 2020
31		Non-financial Assets						
3112		Devices, Machinery and Equipment						
	505	Equipment, Machines and Devices						
	068	Solar cells generating the electric energy	150000	0	0	0	0	0
		Total of Item	150000	0	0	0	0	0
		Total of Project / Treasury	150000	0	0	0	0	0

Capital Expenditures According to Program and Projects for the Years 2016 - 2020

Chapter : 0901 Jordan Royal Geographic Center

(In JDs)

Program 1305 Production of Maps and Charts								
Project		010 Electronic Portal Project						
Fund Source		102001 Capital (Treasury)						
Group	Item	Description	Actual 2016	Estimated 2017	Re-estimated 2017	Estimated 2018	Indicative 2019	Indicative 2020
21		Compensations of Employees						
2111		Salaries, Wages and Allowances						
	501	Salaries						
	004	Bonuses	5999	12000	12000	0	0	0
		Total of Item	5999	12000	12000	0	0	0
22		Use of Goods and Services						
2211		Use of Goods and Services						
	512	Operating and Sustaining Expenditures						
	011	Capacity building expenses	0	0	0	20000	20000	0
	015	Operating systems and software	7849	10000	10000	10000	5000	0
	035	Technical and administrative support	0	0	0	10000	5000	0
		Total of Item	7849	10000	10000	40000	30000	0
28		Other Expenditures						
2822		Other Capital Expenditures						
	504	Studies, Research and Consultations						
	007	Institutional work development studies	0	0	0	5000	5000	0
	036	Various studies	0	3000	3000	0	0	0
		Total of Item	0	3000	3000	5000	5000	0
31		Non-financial Assets						
3112		Devices, Machinery and Equipment						
	505	Equipment, Machines and Devices						
	001	Computers and accessories	6941	7000	7000	7000	7000	0
	055	Technical devices	7000	8000	8000	8000	8000	0
		Total of Item	13941	15000	15000	15000	15000	0
		Total of Project / Treasury	27789	40000	40000	60000	50000	0

Capital Expenditures According to Program and Projects for the Years 2016 - 2020

Chapter : 0901 Jordan Royal Geographic Center

(In JDs)

Program 1305 Production of Maps and Charts								
Project		011 Royal Jordanian Geographic Center College for Surveying Sciences Project						
Fund Source		102001 Capital (Treasury)						
Group	Item	Description	Actual 2016	Estimated 2017	Re-estimated 2017	Estimated 2018	Indicative 2019	Indicative 2020
21		Compensations of Employees						
2111		Salaries, Wages and Allowances						
	501	Salaries						
	001	Salaries	0	7000	7000	0	0	0
	004	Bonuses	7999	8000	8000	0	0	0
		Total of Item	7999	15000	15000	0	0	0
22		Use of Goods and Services						
2211		Use of Goods and Services						
	512	Operating and Sustaining Expenditures						
	011	Capacity building expenses	0	2000	2000	15000	15000	15000
	015	Operating systems and software	0	8000	8000	10000	10000	10000
	035	Technical and administrative support	1951	2000	2000	11000	11000	11000
		Total of Item	1951	12000	12000	36000	36000	36000
28		Other Expenditures						
2822		Other Capital Expenditures						
	504	Studies, Research and Consultations						
	007	Institutional work development studies	0	0	0	5000	5000	5000
	036	Various studies	3308	4000	4000	0	0	0
		Total of Item	3308	4000	4000	5000	5000	5000
31		Non-financial Assets						
3112		Devices, Machinery and Equipment						
	505	Equipment, Machines and Devices						
	001	Computers and accessories	4000	4000	4000	6000	6000	6000
	004	Educational devices and equipment	0	5000	5000	7000	7000	7000
	055	Technical devices	6893	5000	5000	6000	6000	6000
		Total of Item	10893	14000	14000	19000	19000	19000
3122		Inventories						
	503	Materials and supplies						
	020	Office supplies	2743	3000	3000	10000	10000	10000
		Total of Item	2743	3000	3000	10000	10000	10000
		Total of Project / Treasury	26894	48000	48000	70000	70000	70000
		Total of Program	1296372	1165000	1165000	945000	350000	300000
		Total of Chapter	1296372	1165000	1165000	945000	350000	300000