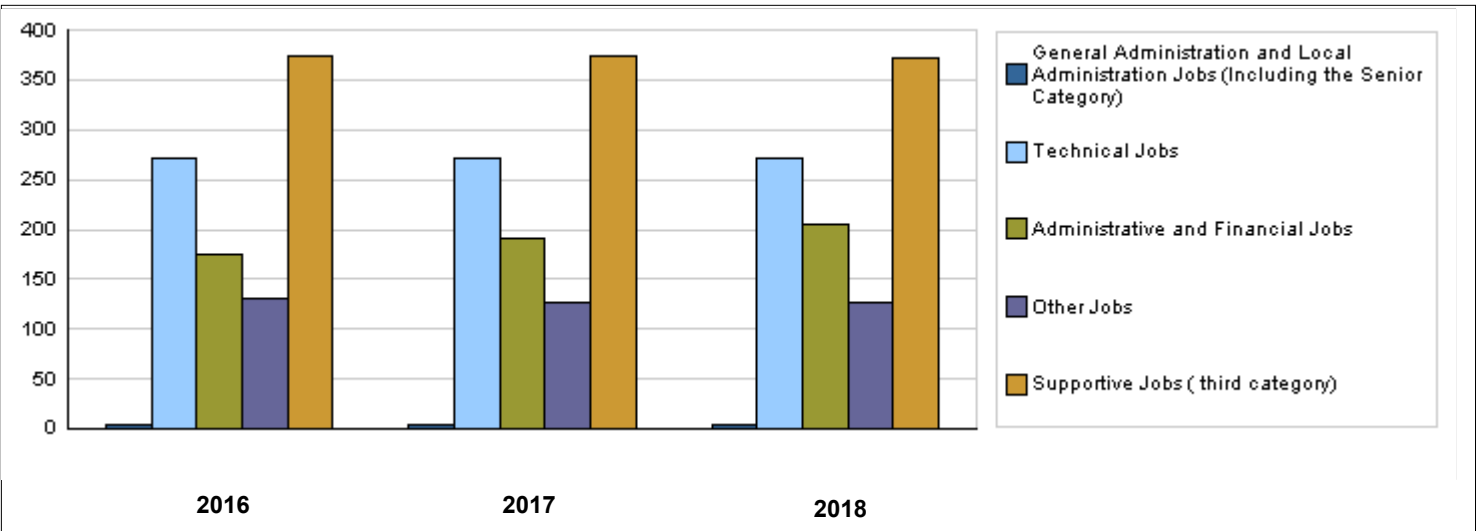


CHAPTER : 0201 Parliament

Number of Staff of the Ministry / Department

Group	Job	2016			2017			Preliminary 2018		
		Male	Female	Total	Male	Female	Total	Male	Female	Total
General Administration and Local Administration Jobs (Including the Senior Category)		4	0	4	4	0	4	4	0	4
Technical Jobs	Assistant Organizer	30	28	58	30	28	58	30	28	58
	Consultant	5	0	5	5	0	5	5	0	5
	Researcher	100	50	150	100	50	150	100	50	150
	Organizer	32	26	58	32	26	58	32	26	58
Administrative and Financial Jobs		130	44	174	130	60	190	140	66	206
Other Jobs		95	35	130	90	36	126	90	36	126
Supportive Jobs (third category)		343	30	373	343	30	373	342	30	372
Total		739	213	952	734	230	964	743	236	979
Total Cost of Salaries		6074300	1713264	7787564	6114960	1931040	8046000	6417440	2026560	8444000



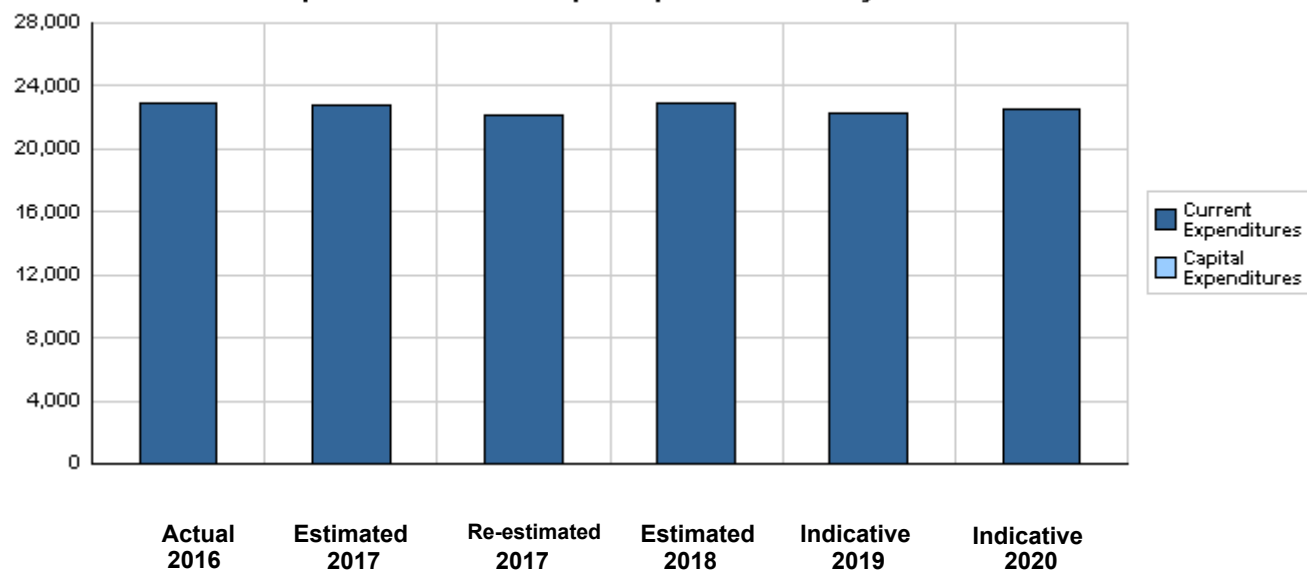
**Overall Summary of Expenditures for Chapter 0201- Parliament
for the Years 2016 - 2020**

(In JDs)

Description		Actual 2016	Estimated 2017	Re-estimated 2017	Estimated 2018	Indicative	
						2019	2020
Group	Current Expenditures						
2111	Salaries, Wages and Allowances	14,326,664	15,677,600	15,204,000	15,504,000	15,607,000	15,713,000
2121	Social Security Contributions	1,033,996	1,050,000	1,032,000	1,130,000	641,000	652,000
2211	Use of Goods and Services	5,988,745	4,296,400	4,283,000	4,470,000	4,695,000	4,920,000
2721	Social Aids	9,500	28,000	28,000	48,000	48,000	48,000
2821	Other Current Expenditures	702,179	892,000	888,000	930,000	930,000	930,000
3112	Devices, Machinery and Equipment	705,498	780,000	704,000	772,000	322,000	272,000
3113	Other Fixed Assets	199,999	0	0	0	0	0
Total current expenditures		22,966,581	22,724,000	22,139,000	22,854,000	22,243,000	22,535,000
Total capital expenditures		0	0	0	0	0	0
Treasury		0	0	0	0	0	0
Total current and capital expenditures		22,966,581	22,724,000	22,139,000	22,854,000	22,243,000	22,535,000

(Thousands of JDs)

Graph of the current and capital expenditures for the years 2016 - 2020

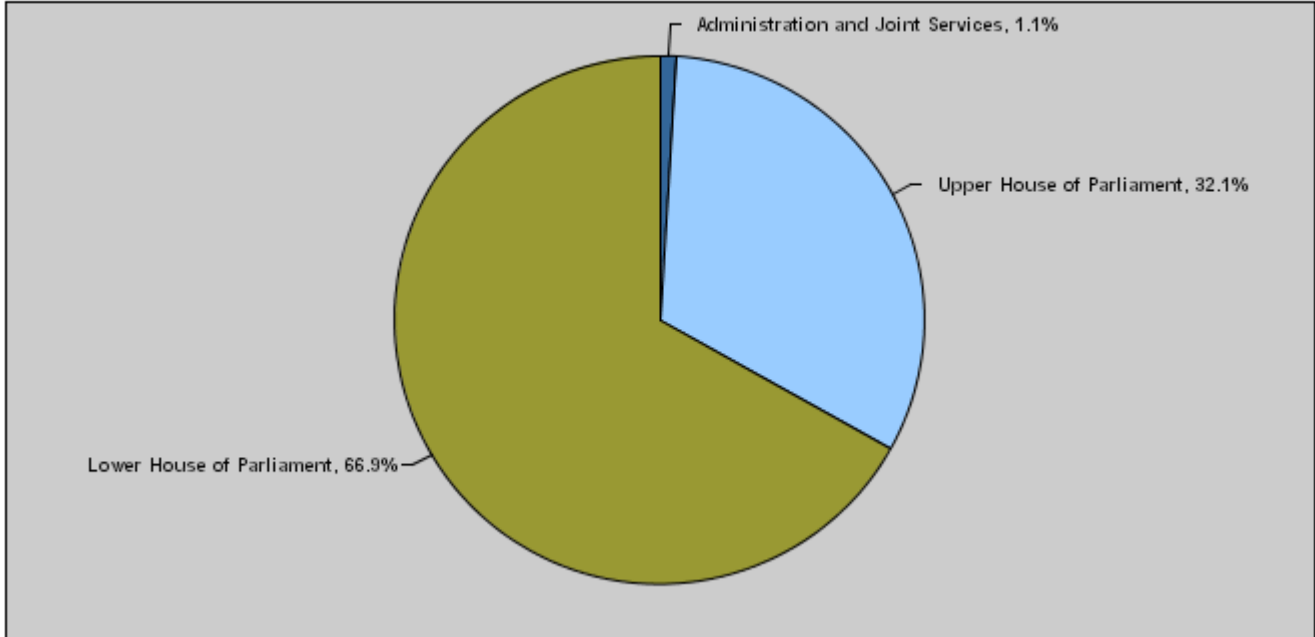


Budget of Chapter 0201 - Parliament
For the Year 2018 Distributed According to Program

(In JDs)

Prog.	Description	Current Expenditures	Capital Expenditures	Total Expenditures
0201	Administration and Joint Services	245,000	0	245,000
0205	Upper House of Parliament	7,329,000	0	7,329,000
0210	Lower House of Parliament	15,280,000	0	15,280,000
	Total	22,854,000	0	22,854,000

Total Expenditures for the Year 2018 Distributed According to Programs



Estimated Allocations for Females distributed according to Programs for the Years 2016 - 2020

Program	2016	2017	2018	2019	2020
0201 Administration and Joint Services	52182	58800	58800	58800	58800
0205 Upper House of Parliament	1744912	1775520	1758960	1776000	1793280
0210 Lower House of Parliament	3255554	3479040	3667200	3503520	3556320
Total	5052648	5313360	5484960	5338320	5408400

Budget of Chapter 0201 - Parliament Distributed According to Program

(In JD's)

0201	Administration and Joint Services Program					
Appropriations of Administration and Joint Services Program as Per Activities and Projects.						
Activities and Projects		Actual 2016	Estimated 2017	Re-estimated 2017	Estimated 2018	Indicative 2019 2020
Current Expenditures		237,191	245,400	245,000	245,000	245,000 245,000
601	Administrative and Support Services	237,191	245,400	245,000	245,000	245,000 245,000
Capital Expenditures		0	0	0	0	0 0
Total \ Treasury		0	0	0	0	0 0
Total of Program		237,191	245,400	245,000	245,000	245,000 245,000
0205	Upper House of Parliament Program					
Appropriations of Upper House of Parliament Program as Per Activities and Projects.						
Activities and Projects		Actual 2016	Estimated 2017	Re-estimated 2017	Estimated 2018	Indicative 2019 2020
Current Expenditures		7,931,418	7,680,000	7,398,000	7,329,000	7,400,000 7,472,000
601	Upper House Administration	7,931,418	7,680,000	7,398,000	7,329,000	7,400,000 7,472,000
Capital Expenditures		0	0	0	0	0 0
Total \ Treasury		0	0	0	0	0 0
Total of Program		7,931,418	7,680,000	7,398,000	7,329,000	7,400,000 7,472,000
0210	Lower House of Parliament Program					
Appropriations of Lower House of Parliament Program as Per Activities and Projects.						
Activities and Projects		Actual 2016	Estimated 2017	Re-estimated 2017	Estimated 2018	Indicative 2019 2020
Current Expenditures		14,797,972	14,798,600	14,496,000	15,280,000	14,598,000 14,818,000
601	Lower House Administration	14,797,972	14,798,600	14,496,000	15,280,000	14,598,000 14,818,000
Capital Expenditures		0	0	0	0	0 0
Total \ Treasury		0	0	0	0	0 0
Total of Program		14,797,972	14,798,600	14,496,000	15,280,000	14,598,000 14,818,000

Chapter : 0201 Parliament

(In JDs)

Current Activities Appropriations According to Program								
Prog.	Activites		Actual	Estimated	Re-estimated	Estimated	Indicative	Indicative
			2016	2017	2017	2018	2019	2020
0201	601	Administrative and Support Services	237191	245400	245000	245000	245000	245000
		Total of Program	237191	245400	245000	245000	245000	245000
0205	601	Upper House Administration	7931418	7680000	7398000	7329000	7400000	7472000
		Total of Program	7931418	7680000	7398000	7329000	7400000	7472000
0210	601	Lower House Administration	14797972	14798600	14496000	15280000	14598000	14818000
		Total of Program	14797972	14798600	14496000	15280000	14598000	14818000
		Total	22966581	22724000	22139000	22854000	22243000	22535000

Overall Summary of Current Expenditures for the Years 2016 - 2020

Chapter : 0201 Parliament

(In JDs)

Group	Item	Description	Actual 2016	Estimated 2017	Re-Estimated 2017	Estimated 2018	Indicative 2019	Indicative 2020
21		Compensations of Employees						
2111		Salaries, Wages and Allowances						
	003	Appropriations for the President of Upper House	41300	42000	42000	42000	42000	42000
	004	Appropriations for Upper House	2931797	2688000	2688000	2688000	2688000	2688000
	005	Appropriations for Speaker of Lower House	28000	42000	42000	42000	42000	42000
	006	Appropriations for Lower House	4571999	5418000	5418000	5418000	5418000	5418000
		Total	7573096	8190000	8190000	8190000	8190000	8190000
21		Compensations of Employees						
2111		Salaries, Wages and Allowances						
	101	Classified Employees	148600	175000	150000	153000	156000	159000
	102	Unclassified Employees	1412699	1556000	1525000	1575000	1595000	1615000
	103	Comprehensive Contract Employees	8000	71000	34000	90000	100000	110000
	105	Personal Cost of Living Allowance	1257700	1400000	1357000	1359000	1370000	1390000
	106	Family Cost of Living Allowance	118500	162000	140000	165000	171000	177000
	110	Overtime Allowance	463209	500000	500000	500000	500000	500000
	111	Additional Allowance	592996	750000	723000	780000	795000	805000
	113	Transportation Allowance	156145	209000	179000	190000	198000	207000
	114	Transport Allowance	100784	152000	115000	140000	150000	160000
	116	Employees' Bonuses	2344137	2295600	2074000	2125000	2125000	2125000
	120	Contract Employees	150798	217000	217000	237000	257000	275000
		Total	6753568	7487600	7014000	7314000	7417000	7523000
2121		Social Security Contributions						
	301	Social Security	1033996	1050000	1032000	1130000	641000	652000
		Total	1033996	1050000	1032000	1130000	641000	652000
22		Use of Goods and Services						
2211		Use of Goods and Services						
	202	Telecommunications Services	135113	195000	195000	222000	232000	242000
	203	Water	31510	42000	42000	60000	80000	100000
	204	Electricity	470302	480000	480000	510000	530000	550000
	205	Fuels	126270	185000	185000	215000	225000	235000
	206	Maintenance of Machines, furniture and accessories	176446	115400	115000	120000	140000	160000
	207	Maintenance of vehicles, equipment and accessories	47362	81000	81000	90000	110000	130000
	208	Repair and maintenance of buildings and accessories	837140	125000	112000	100000	120000	140000
	209	Stationery, Publications and Office Supplies	103301	76000	76000	90000	110000	130000
	210	Substances and raw materials (medicines, clothes, food, films, etc..)	29669	39000	39000	80000	110000	130000
	211	Cleaning services and supplies including cleaning contracts	239699	263000	263000	320000	330000	340000
	212	Insurance	19760	30000	30000	50000	60000	70000
	213	Official Travel Missions	1690885	1060000	1060000	1300000	1300000	1305000
	214	Goods and services expenses	2081288	1605000	1605000	1313000	1348000	1388000
		Total	5988745	4296400	4283000	4470000	4695000	4920000
27		Social Benefits						
2721		Social Aids						
	319	Social Aids	9500	28000	28000	48000	48000	48000
		Total	9500	28000	28000	48000	48000	48000

Overall Summary of Current Expenditures for the Years 2016 - 2020

Chapter : 0201 Parliament

(In JDs)

Group	Item	Description	Actual 2016	Estimated 2017	Re-Estimated 2017	Estimated 2018	Indicative 2019	Indicative 2020
28		Other Expenditures						
2821		Other Miscellaneous Expenditures						
	302	Contributions	192204	200000	200000	200000	200000	200000
	303	Scientific scholarships and training courses	29976	30000	26000	60000	60000	60000
	305	Non-Employees' Bonuses	479999	662000	662000	670000	670000	670000
		Total	702179	892000	888000	930000	930000	930000
31		Non-financial Assets						
3112		Fixed Assets						
	402	Devices, Machinery and Equipment	705498	780000	704000	772000	322000	272000
		Total	705498	780000	704000	772000	322000	272000
3113		Fixed Assets						
	401	Furniture	199999	0	0	0	0	0
		Total	199999	0	0	0	0	0
Total of Chapter			22966581	22724000	22139000	22854000	22243000	22535000

Current Expenditures according to Program for the Years 2016 - 2020

Chapter 0201 Parliament

(In JDs)

Program: 0201		Administration and Joint Services						
Activity : 601		Administrative and Support Services						
Group	Item	Description	Actual 2016	Estimated 2017	Re-Estimated 2017	Estimated 2018	Indicative 2019	Indicative 2020
22		Use of Goods and Services						
2211		Use of Goods and Services						
	206	Maintenance of Machines, furniture and accessories	19987	10400	10000	20000	20000	20000
	214	Goods and services expenses	25000	35000	35000	25000	25000	25000
Total			44987	45400	45000	45000	45000	45000
28		Other Expenditures						
2821		Other Current Expenditures						
	302	Contributions	192204	200000	200000	200000	200000	200000
	001	Arab Parliaments Secretaries General Association	10996	12000	12000	12000	12000	12000
	002	Arab Parliamentary Union	25000	25000	25000	25000	25000	25000
	003	International Parliamentary Association	11792	15000	15000	15000	15000	15000
	004	Euro-Arab Cooperation	4200	5000	5000	5000	5000	5000
	005	Parliamentary Women Forum	3000	5000	5000	5000	5000	5000
	006	Islamic Parliamentary Union/Iran	24970	25000	25000	25000	25000	25000
	007	Africa and Arab World Parliamentary Forum for Population and Development	4350	5000	5000	5000	5000	5000
	008	Mediterranean Parliamentary Assembly	10000	10000	10000	10000	10000	10000
	009	Association of Sheikhs and Shura Councils and similar Councils in Africa and Arab World	27896	28000	28000	28000	28000	28000
	010	Arab Transitional Parliament	63000	63000	63000	63000	63000	63000
	026	Parliamentary Association for Union for the Mediterranean	7000	7000	7000	7000	7000	7000
Total			192204	200000	200000	200000	200000	200000
Total of Activity			237191	245400	245000	245000	245000	245000
Total of Program			237191	245400	245000	245000	245000	245000

Current Expenditures according to Program for the Years 2016 - 2020

Chapter 0201 Parliament

(In JDs)

Program: 0205		Upper House of Parliament						
Activity : 601		Upper House Administration						
Group	Item	Description	Actual 2016	Estimated 2017	Re-Estimated 2017	Estimated 2018	Indicative 2019	Indicative 2020
21		Compensations of Employees						
2111		Salaries, Wages and Allowances						
	003	Appropriations for the President of Upper House	41300	42000	42000	42000	42000	42000
	004	Appropriations for Upper House	2931797	2688000	2688000	2688000	2688000	2688000
	101	Classified Employees	55600	78000	60000	60000	61000	62000
	102	Unclassified Employees	562699	590000	580000	650000	660000	670000
	103	Comprehensive Contract Employees	0	12000	6000	50000	50000	50000
	105	Personal Cost of Living Allowance	451700	500000	467000	459000	460000	470000
	106	Family Cost of Living Allowance	44800	70000	52000	75000	76000	77000
	110	Overtime Allowance	183210	180000	180000	180000	180000	180000
	111	Additional Allowance	259697	300000	275000	330000	340000	345000
	113	Transportation Allowance	69445	109000	79000	90000	92000	93000
	114	Transport Allowance	30784	70000	39000	60000	65000	70000
	116	Employees' Bonuses	894137	800000	800000	850000	850000	850000
	120	Contract Employees	18798	20000	20000	40000	50000	58000
		Total	5543967	5459000	5288000	5574000	5614000	5655000
2121		Social Security Contributions						
	301	Social Security	142996	278000	260000	280000	286000	292000
		Total	142996	278000	260000	280000	286000	292000
22		Use of Goods and Services						
2211		Use of Goods and Services						
	202	Telecommunications Services	44553	40000	40000	42000	42000	42000
	203	Water	17000	17000	17000	20000	20000	20000
	204	Electricity	219982	200000	200000	210000	220000	230000
	205	Fuels	79493	85000	85000	95000	95000	95000
	001	Heating	34501	40000	40000	45000	45000	45000
	002	Saloon vehicles	44992	45000	45000	50000	50000	50000
	206	Maintenance of Machines, furniture and accessories	42459	30000	30000	30000	30000	30000
	207	Maintenance of vehicles, equipment and accessories	14362	18000	18000	20000	20000	20000
	208	Repair and maintenance of buildings and accessories	99910	90000	77000	30000	30000	30000
	209	Stationery, Publications and Office Supplies	32301	19000	19000	20000	20000	20000
	210	Substances and raw materials (medicines, clothes, food, films, etc..)	9559	14000	14000	20000	30000	30000
	211	Cleaning services and supplies including cleaning contracts	114999	120000	120000	150000	150000	150000
	212	Insurance	10000	10000	10000	10000	10000	10000
	213	Official Travel Missions	205885	240000	240000	300000	300000	305000
	214	Goods and services expenses	918980	330000	330000	278000	283000	293000
		Total	1809483	1213000	1200000	1225000	1250000	1275000
27		Social Benefits						
2721		Social Aids						
	319	Social Aids	0	0	0	12000	12000	12000
		Total	0	0	0	12000	12000	12000
28		Other Expenditures						
2821		Other Current Expenditures						
	303	Scientific scholarships and training courses	4976	10000	6000	10000	10000	10000
	305	Non-Employees' Bonuses	39999	80000	80000	70000	70000	70000
		Total	44975	90000	86000	80000	80000	80000
31		Non-financial Assets						
3112		Devices, Machinery and Equipment						
	402	Devices, Machinery and Equipment	359998	640000	564000	158000	158000	158000
		Total	359998	640000	564000	158000	158000	158000
3113		Other Fixed Assets						
	401	Furniture	29999	0	0	0	0	0
		Total	29999	0	0	0	0	0
		Total of Activity	7931418	7680000	7398000	7329000	7400000	7472000
		Total of Program	7931418	7680000	7398000	7329000	7400000	7472000

Current Expenditures according to Program for the Years 2016 - 2020

Chapter 0201 Parliament

(In JDs)

Program: 0210		Lower House of Parliament						
Activity : 601		Lower House Administration						
Group	Item	Description	Actual 2016	Estimated 2017	Re-Estimated 2017	Estimated 2018	Indicative 2019	Indicative 2020
21		Compensations of Employees						
2111		Salaries, Wages and Allowances						
	005	Appropriations for Speaker of Lower House	28000	42000	42000	42000	42000	42000
	006	Appropriations for Lower House	4571999	5418000	5418000	5418000	5418000	5418000
	101	Classified Employees	93000	97000	90000	93000	95000	97000
	102	Unclassified Employees	850000	966000	945000	925000	935000	945000
	103	Comprehensive Contract Employees	8000	59000	28000	40000	50000	60000
	105	Personal Cost of Living Allowance	806000	900000	890000	900000	910000	920000
	106	Family Cost of Living Allowance	73700	92000	88000	90000	95000	100000
	110	Overtime Allowance	279999	320000	320000	320000	320000	320000
	111	Additional Allowance	333299	450000	448000	450000	455000	460000
	113	Transportation Allowance	86700	100000	100000	100000	106000	114000
	114	Transport Allowance	70000	82000	76000	80000	85000	90000
	116	Employees' Bonuses	1450000	1495600	1274000	1275000	1275000	1275000
	120	Contract Employees	132000	197000	197000	197000	207000	217000
		Total	8782697	10218600	9916000	9930000	9993000	10058000
2121		Social Security Contributions						
	301	Social Security	891000	772000	772000	850000	355000	360000
		Total	891000	772000	772000	850000	355000	360000
22		Use of Goods and Services						
2211		Use of Goods and Services						
	202	Telecommunications Services	90560	155000	155000	180000	190000	200000
	203	Water	14510	25000	25000	40000	60000	80000
	204	Electricity	250320	280000	280000	300000	310000	320000
	205	Fuels	46777	100000	100000	120000	130000	140000
		001 Heating	34170	50000	50000	60000	60000	60000
		002 Saloon vehicles	12607	50000	50000	60000	70000	80000
	206	Maintenance of Machines, furniture and accessories	114000	75000	75000	70000	90000	110000
	207	Maintenance of vehicles, equipment and accessories	33000	63000	63000	70000	90000	110000
	208	Repair and maintenance of buildings and accessories	737230	35000	35000	70000	90000	110000
	209	Stationery, Publications and Office Supplies	71000	57000	57000	70000	90000	110000
	210	Substances and raw materials (medicines, clothes, food, films, etc..)	20110	25000	25000	60000	80000	100000
	211	Cleaning services and supplies including cleaning contracts	124700	143000	143000	170000	180000	190000
	212	Insurance	9760	20000	20000	40000	50000	60000
	213	Official Travel Missions	1485000	820000	820000	1000000	1000000	1000000
	214	Goods and services expenses	1137308	1240000	1240000	1010000	1040000	1070000
		Total	4134275	3038000	3038000	3200000	3400000	3600000
27		Social Benefits						
2721		Social Aids						
	319	Social Aids	9500	28000	28000	36000	36000	36000
		Total	9500	28000	28000	36000	36000	36000
28		Other Expenditures						
2821		Other Current Expenditures						
	303	Scientific scholarships and training courses	25000	20000	20000	50000	50000	50000
	305	Non-Employees' Bonuses	440000	582000	582000	600000	600000	600000
		Total	465000	602000	602000	650000	650000	650000
31		Non-financial Assets						
3112		Devices, Machinery and Equipment						
	402	Devices, Machinery and Equipment	345500	140000	140000	614000	164000	114000
		Total	345500	140000	140000	614000	164000	114000
3113		Other Fixed Assets						
	401	Furniture	170000	0	0	0	0	0
		Total	170000	0	0	0	0	0
		Total of Activity	14797972	14798600	14496000	15280000	14598000	14818000
		Total of Program	14797972	14798600	14496000	15280000	14598000	14818000
		Total of Chapter	22966581	22724000	22139000	22854000	22243000	22535000