

Chapter : 1301 Ministry of Foreign Affairs

- Creation:** The Ministry of Foreign Affairs was established since the formation of the first Government of Emirate of East Jordan and its role was enhanced with the nomination of first foreign minister on 6/8/1939 and works currently as per the provisions of regulatory bylaw no.(62) for the year 1999.
- Vision :** Promoting the Jordanian diplomatic activity both regionally and internationally, through reinforcing the concept of institutional work, developing diplomatic and administrative human resources in order to reach excellence and creativity in representing Jordan and delivering services to the Jordanian citizen.
- Mission:** Achieving the objectives of foreign policy of the Hashemite Kingdom of Jordan, reinforcing Jordan's key role based on moderation and tolerance in the international and regional events, as well as assuring excellence in diplomacy, professionally and effectively, in order to protect the Jordanian highest national interests.

Tasks of the Ministry / Department:

- Contribute to drawing up and executing the foreign policy of the Kingdom.
- Represent the Kingdom at the countries and regional and international organizations in different fields.
- Protect the national rights and interests and Jordanian citizens' interests abroad.
- Promote the level of diplomatic delegates performance and enhance its role in the field of supporting the national economy through attracting investment and tourism attraction, etc.
- Enhance relations with friendly and brotherly countries.

Ministry/Department Contribution to the Achievement of the National Objectives:

- Increase the economic competitiveness through the role of Jordanian embassies and consulates abroad.

Major Issues and Challenges which face the Ministry / Department:

- Facing the increasing financial burdens faced by the members of diplomatic delegates due to the high costs of living internationally.
- The expropriation of leased buildings of embassies and diplomatic delegates in light of available financial capacities.
- Maintenance and updation of existing buildings for a number of embassies and diplomatic delegates.
- The completion of linking the Ministry's headquarters electronically with embassies.
- Establish new buildings for embassies and diplomatic delegates.

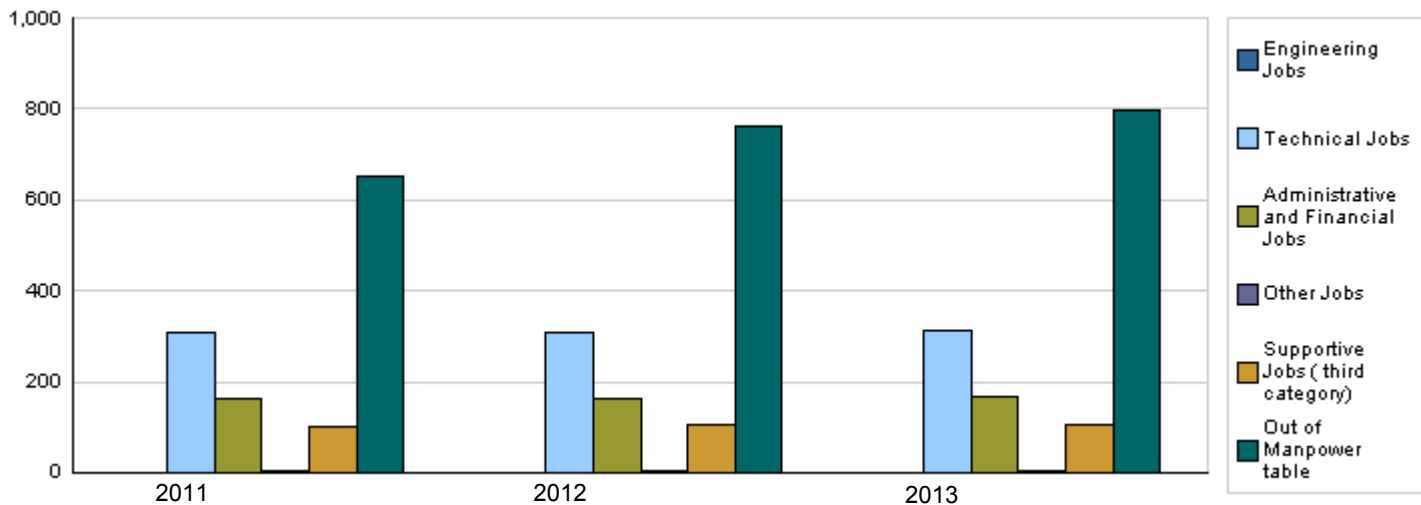
CHAPTER : 1301 Ministry of Foreign Affairs

Strategic Objectives and Performance Indicators of the Ministry / Department

Strategic Objective	Performance Indicator	base year	Value	Actual Value	Target Value	Primary Self Evaluation	Target Value		
				2011	2012		2012	2013	2014
1 - Developing administrative and deplomatic human resources in the Ministry.	1 Percentage of qualified employees in the Ministry.	2007	%80	%90	%95	%95	%95	96%	96%
2 - Contributing to formulating and executing the Kingdom's foreign policy, and protecting the highest national rights and interests of the country and its people living abroad.	1 Number of Jordanian deplomatic delegations.	2007	52	52	54	54	55	56	56
	2 Number of Jordanian honorary consulates.	2007	62	62	62	62	62	62	62
	3 Number of deplomatic delegations accredited at the Royal Court.	2007	118	118	118	118	118	119	119
	4 Number of honorary consulates accredited at the Royal Court.	2007	49	49	49	49	49	50	50

Number of Staff of the Ministry / Department

Group	Job	Actual 2011			Primary 2012			Estimated 2013		
		Male	Female	Total	Male	Female	Total	Male	Female	Total
Engineering Jobs		2	0	2	2	0	2	2	0	2
Technical Jobs	Diplomatic jobs	249	42	291	251	40	291	252	41	293
	Follow up employees for emba	6	3	9	6	3	9	6	3	9
	Follow up employees for forei	4	3	7	4	3	7	4	3	7
	Local Administration jobs	2	1	3	2	1	3	2	1	3
Administrative and Financial Jobs		95	67	162	98	67	165	96	70	166
Other Jobs		3	3	6	5	0	5	4	1	5
Supportive Jobs (third category)		83	19	102	87	19	106	87	19	106
Total		444	138	582	455	133	588	453	138	591
Out of Manpower table	Local employees in embassie	480	174	654	574	188	762	594	202	796
Grand Total		924	312	1236	1029	321	1350	1047	340	1387
Total Cost of Salaries		20034039	6678000	26712039	20404860	6443640	26848500	21630750	7210250	28841000



Key Information of the Ministry / Department

No.	Description	2009	2010	2011	2012	2013
1	Number of Jordanian diplomatic delegates abroad.	52	52	54	54	55
2	Number of Jordanian honorary consulates abroad.	62	62	62	62	62
3	Number of missions accredited at the Royal Court.	118	118	118	118	118
4	Number of honorary consulates accredited at the Royal Court.	49	49	49	49	49
5	Number of embassies connected with the center of the Ministry electronically.	5	5	30	38	45
6	Number of agreements signed with the brotherly and friendly countries.	8	8	12	20	20
7	Number of international organizations approved in Jordan	39	39	42	42	42

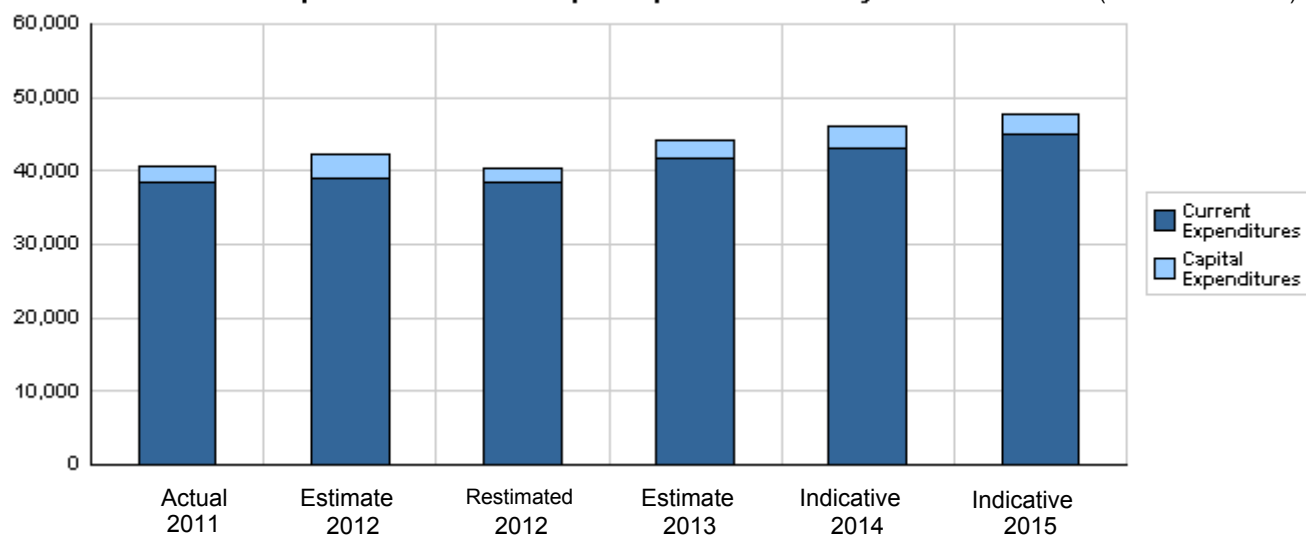
Overall Summary of Expenditures for Chapter 1301- Ministry of Foreign Affairs

for the years 2011 - 2015

(In JDs)

Description		Actual 2011	Estimate 2012	Re_Estimate 2012	Estimate 2013	Indicative	
						2014	2015
Group	Current Expenditures						
2111	Salaries, Wages and allowances	26,302,725	26,398,500	26,398,500	28,341,000	29,177,000	30,341,000
2121	Social Security Contributions	409,314	450,000	450,000	500,000	515,000	530,000
2211	Use of Goods and Services	11,020,818	11,505,500	10,930,000	12,375,000	12,863,000	13,366,000
2511	Subsidies to public corporations	400,000	400,000	400,000	400,000	400,000	400,000
2821	Other current expenses	198,271	265,000	265,000	235,000	235,000	235,000
Total current expenditures		38,331,128	39,019,000	38,443,500	41,851,000	43,190,000	44,872,000
Capital Expenditures							
2211	Use of Goods and Services	1,527,247	1,112,500	749,000	960,000	1,605,000	1,640,000
2822	Other Capital expenditures	4,232	10,000	10,000	10,000	10,000	10,000
3111	Buildings and Constructions	458,489	1,485,000	733,000	705,000	210,000	10,000
3112	Machinery and Equipment	351,680	565,000	400,000	465,000	805,000	895,000
3113	Other Fixed Assets	30,315	15,000	10,000	60,000	340,000	345,000
Total capital expenditures		2,371,963	3,187,500	1,902,000	2,200,000	2,970,000	2,900,000
Treasury		2,371,963	3,187,500	1,902,000	2,200,000	2,970,000	2,900,000
Total current and capital expenditures		40,703,091	42,206,500	40,345,500	44,051,000	46,160,000	47,772,000

Graph of the current and capital expenditures for the years 2011 - 2015 (Thousands of JDs)

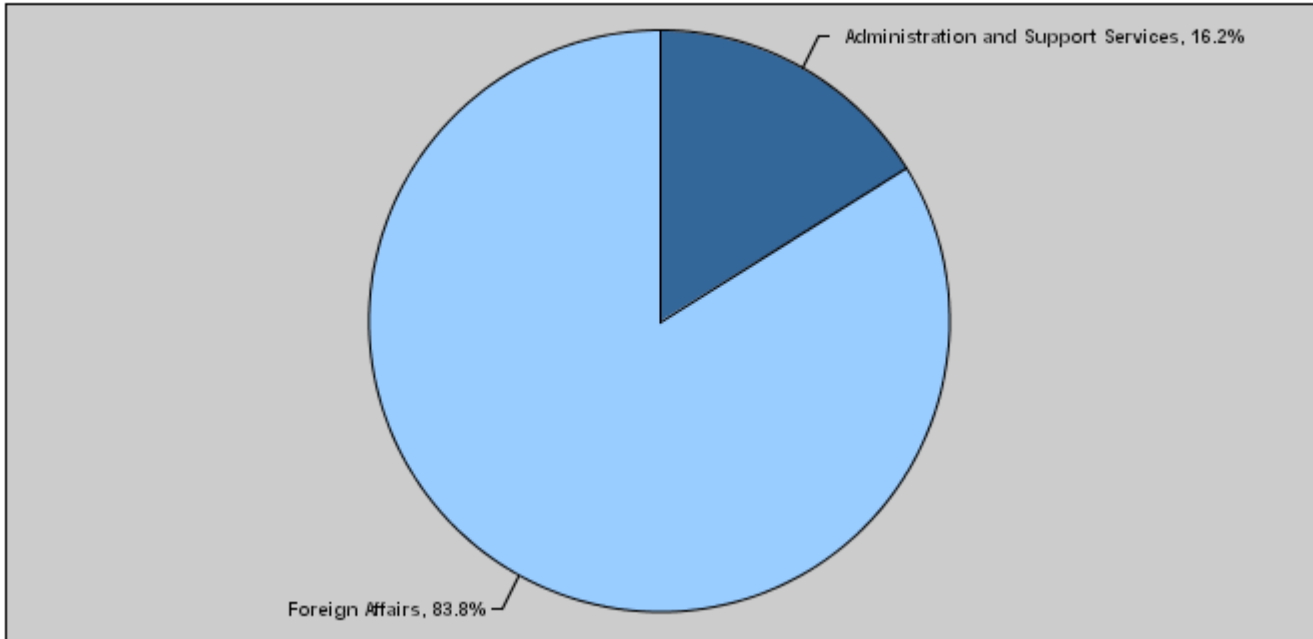


**Budget of Chapter 1301 - Ministry of Foreign Affairs
For the Year 2013 Distributed According to Program**

(InJDs)

Prog.	Description	Current Expenditures	Capital Expenditure	Total Expenditure
2001	Administration and Support Services	6,900,000	225,000	7,125,000
2005	Foreign Affairs	34,951,000	1,975,000	36,926,000
	Total	41,851,000	2,200,000	44,051,000

Total Expenditures for the Year 2013 Distributed According to Program



Estimated Allocations For Females distributed according to Programs for the Years 2011 - 2015

Program	2011	2012	2013	2014	2015
2001 Administration and Support Services	1484752	1470245	1745625	1849750	1927660
2005 Foreign Affairs	8772427	8131984	9032170	9444750	9761780
Total	10257179	9602229	10777795	11294500	11689440

Budget Chapter 1301 - Ministry of Foreign Affairs Distributed According to the Program

2001	Administration and Support Services Program
<u>Objective of the program :</u>	
To prepare work requirements through the administrative efforts, provide support in the regulatory, financial, technical and supportive services fields, and develop the staff's capacities either working in the diplomatic field or in the headquarter.	
<u>The strategic objective related to the program :</u>	
To develop the administrative and diplomatic human resources in the Ministry.	
<u>Directorates associated with the program :</u>	
<ul style="list-style-type: none"> 1- Financial and administrative affairs. 2- Legal affairs. 3- Internal control unit. 4- Information and computer unit. 	
<u>Services provided by the program :</u>	
<ul style="list-style-type: none"> 1- Provide the necessary administrative services. 2- Regulate the financial transactions of the Ministry and the embassies abroad. 3- Train and qualify human staffs. 4- Provide the technical support in the Ministry and linkage with embassies. 5- Facilitate coordination process and exchange data internally and externally. 	
<u>Staff working in the program :</u>	
The program is implemented through a functional staff in 2012 estimated with (363) staff, including (265) males and (98) females .	

Performance Measurement Indicators for program

Performance Measurement Indicator	Base Year	Value	Actual value	Target Value	First Self Evaluation	Target		
			2011	2012	2012	2013	2014	2015
1 Number of embassies. electronically connected with the ministry's headquarters.	2007	5	30	42	38	45	48	50
2 Number of employees participating in internal and external training courses.	2007	191	250	105	102	120	120	125

Appropriations OF Administration and Support Services Program as Per Activities and Projects. (In JDs)

Activities and Projects	Actual	Estimate	Re_Estimate	Estimate	Indicative	
	2011	2012	2012	2013	2014	2015
Current Expenditures	5,750,036	6,105,500	6,105,500	6,900,000	7,160,000	7,473,000
601 Administrative and Support Service	5,750,036	6,105,500	6,105,500	6,900,000	7,160,000	7,473,000
Capital Expenditures	141,837	160,000	72,000	225,000	390,000	395,000
001 Administration Project	141,837	160,000	72,000	225,000	390,000	395,000
Program / Treasury	141,837	160,000	72,000	225,000	390,000	395,000
Total Program	5,891,873	6,265,500	6,177,500	7,125,000	7,550,000	7,868,000

Budget Chapter 1301 - Ministry of Foreign Affairs Distributed According to the Program

2005	Foreign Affairs Program
------	-------------------------

Objective of the program :

To contribute to implementing the foreign policy of the Kingdom and to protect the higher national rights and interests of the country and its nationals abroad.

The strategic objective related to the program :

To contribute to implementing the foreign policy of the Kingdom and to protect the higher national rights and interests of the country and its nationals abroad.

Directorates associated with the program :

- 1- International affairs.
- 2- Arab affairs.
- 3- European partnership unit.

Services provided by the program :

- 1- Contact with embassies and consulates abroad.
- 2- Contact with embassies, consulates, and international organizations in Jordan.
- 3- Follow up the affairs of citizens abroad through the Jordanian embassies and consulates.
- 4- Provide information and reply to inquiries for any authority about its interests abroad through the Jordanian embassies and consulates.

Staff working in the program :

The program is implemented through a functional staff in 2012 estimated with (987) staff, including (764) males and (223) females .

Performance Measurement Indicators for program

Performance Measurement Indicator		Base Year	Value	Actual value	Target Value	First Self Evaluation	Target		
				2011	2012		2012	2013	2014
1	Number of conferences and symposiums held in the embassies.	2007	13	18	20	20	21	21	21
2	Number of the International agreements signed by brotherly and friendly countries.	2007	8	12	20	20	20	22	22
3	Number of international organizations accredited in Jordan.	2007	39	42	42	42	42	43	43

Appropriations OF Foreign Affairs Program as Per Activities and Projects.

(In JDs)

Activities and Projects		Actual	Estimate	Re_Estimate	Estimate	Indicative	
		2011	2012	2012	2013	2014	2015
Current Expenditures		32,581,092	32,913,500	32,338,000	34,951,000	36,030,000	37,399,000
601	Embassies	32,581,092	32,913,500	32,338,000	34,951,000	36,030,000	37,399,000
Capital Expenditures		2,230,126	3,027,500	1,830,000	1,975,000	2,580,000	2,505,000
001	Foreign Affairs Program Administrat	1,512,104	1,447,500	1,100,000	1,275,000	2,380,000	2,505,000
002	Constructing buildings for the Jorda	288,489	430,000	430,000	300,000	0	0
003	Finishing the maintenance of the Em	23,146	0	0	0	0	0
004	Building the house of Head of diplom	170,000	550,000	300,000	400,000	200,000	0
006	Embassadors forum	0	100,000	0	0	0	0
008	Opening an Embassy for the Kingdo	236,387	0	0	0	0	0
009	Establish Jordanian Embassy buildi	0	500,000	0	0	0	0
Program / Treasury		2,230,126	3,027,500	1,830,000	1,975,000	2,580,000	2,505,000
Total Program		34,811,218	35,941,000	34,168,000	36,926,000	38,610,000	39,904,000

Chapter :1301 Ministry of Foreign Affairs

Vision Promoting the Jordanian diplomatic activity both regionally and internationally, through reinforcing the concept of institutional work, developing diplomatic and administrative human resources in order to reach excellence and creativity in representing Jordan and delivering services to the Jordanian citizen.

Mission Achieving the objectives of foreign policy of the Hashemite Kingdom of Jordan, reinforcing Jordan's key role based on moderation and tolerance in the international and regional events, as well as assuring excellence in diplomacy, professionally and effectively, in order to protect the Jordanian highest national interests.

Legal Framework : Provisions of the Organizational Regulation No. (62) for the year 1999.

Strategic Plan :

Preparation Year :2008

Period Covered By The Plan :2010-2013

Strategic Objectives / Performance Indicators

Strategic Objectives Description	Performance Measurement Indicators	Base Value		Actual Value	Target Value	Initial Internal Evaluation	Target		
		Base Year	Value				2011	2012	2015
		1 - Developing administrative and diplomatic human resources in the Ministry.	1 Percentage of qualified employees in the Ministry.	2007	%80	%90	%95	%95	%95
2 - Contributing to formulating and executing the Kingdom's foreign policy, and protecting the highest national rights and interests of the country and its people living abroad.	1 Number of Jordanian diplomatic delegations.	2007	52	52	54	54	55	56	56
	2 Number of Jordanian honorary consulates.	2007	62	62	62	62	62	62	62
	3 Number of diplomatic delegations accredited at the Royal Court.	2007	118	118	118	118	118	119	119
	4 Number of honorary consulates accredited at the Royal Court.	2007	49	49	49	49	49	50	50

Programs / Performance Indicators

Goal	Programs	Description of Performance Indicators	Base Value		Actual Value	Target Value	Initial Internal	Target		
			Base Year	Value				2011	2012	2015
			1	2001 Administration and Support Services	1 Number of embassies. electronically connected with the ministry's headquarters.	2007	5	30	42	38
		2 Number of employees participating in internal and external training courses.	2007	191	250	105	102	120	120	125
2	2005 Foreign Affairs	1 Number of conferences and symposiums held in the embassies.	2007	13	18	20	20	21	21	21
		2 Number of the International agreements signed by brotherly and friendly countries.	2007	8	12	20	20	20	22	22
		3 Number of international organizations accredited in Jordan.	2007	39	42	42	42	42	43	43

Programs Appropriations

Goal	Programs		Actual	Estimated	Re-estimated	Estimated	Indicative	Indicative	
			2011	2012	2012	2013	2014	2015	
1	2001	Administration and Support Services	Current	5750036	6105500	6105500	6900000	7160000	7473000
			Capital	141837	160000	72000	225000	390000	395000
			Total	5891873	6265500	6177500	7125000	7550000	7868000
2	2005	Foreign Affairs	Current	32581092	32913500	32338000	34951000	36030000	37399000
			Capital	2230126	3027500	1830000	1975000	2580000	2505000
			Total	34811218	35941000	34168000	36926000	38610000	39904000
		Total of Current	38331128	39019000	38443500	41851000	43190000	44872000	
		Total of Capital	2371963	3187500	1902000	2200000	2970000	2900000	
		Total of Chapter	40703091	42206500	40345500	44051000	46160000	47772000	

Current Activities Appropriations

Prog.	Projects	Actual	Estimated	Re-estimated	Estimated	Indicative	Indicative	
		2011	2012	2012	2013	2014	2015	
2001	601	Administrative and Support Services	5750036	6105500	6105500	6900000	7160000	7473000
		Total of Program	5750036	6105500	6105500	6900000	7160000	7473000
2005	601	Embassies	32581092	32913500	32338000	34951000	36030000	37399000
		Total of Program	32581092	32913500	32338000	34951000	36030000	37399000
		Total	38331128	39019000	38443500	41851000	43190000	44872000

Capital Projects Appropriations

Prog.	Projects		Actual	Estimated	Re-estimated	Estimated	Indecative	Indecative
			2011	2012	2012	2013	2014	2015
2001	001	Administration Project	141837	160000	72000	225000	390000	395000
		Total of Program	141837	160000	72000	225000	390000	395000
2005	001	Foreign Affairs Program Administration Project	1512104	1447500	1100000	1275000	2380000	2505000
	002	Constructing buildings for the Jordanian Embassy/Islam Abad	288489	430000	430000	300000	0	0
	003	Finishing the maintenance of the Embassy's offices building/Washington	23146	0	0	0	0	0
	004	Building the house of Head of diplomatic delegation in Dubai	170000	550000	300000	400000	200000	0
	006	Embassadors forum	0	100000	0	0	0	0
	008	Opening an Embassy for the Kingdom in Seoul	236387	0	0	0	0	0
	009	Establish Jordanian Embassy building in Beirut	0	500000	0	0	0	0
		Total of Program	2230126	3027500	1830000	1975000	2580000	2505000
		Total	2371963	3187500	1902000	2200000	2970000	2900000

Overall Summary of Current Expenditures for the years 2011 - 2015

Chapter: 1301 Ministry of Foreign Affairs

(In JDs)

Group	Item	Description	Actual 2011	Estimated 2012	Re-estimated 2012	Estimated 2013	Indicative 2014	Indicative 2015
21		Compensations of Employees						
2111		Salaries, Wages and allowances						
	101	Classified Employees' Salaries	1675988	1650000	1650000	1850000	1980000	2060000
	102	Permanent Unclassified Employees' Salaries	191232	185000	185000	390000	410000	430000
	103	Contract Employees' Salaries	10071210	10240000	10240000	10600000	10925000	11260000
	105	Personal Cost of Living Allowance	614295	620000	620000	660000	676000	700000
	106	Family Allowance	64992	63000	63000	81000	96000	110000
	107	Basic Allowance	297930	240000	240000	250000	270000	285000
	111	Additional Allowance	33900	194500	194500	250000	260000	290000
	112	Other Allowances	12609776	12386000	12386000	13340000	13640000	14281000
	113	Transportation Allowance	73218	95000	95000	125000	125000	125000
	114	Transport Allowance	273406	320000	320000	420000	420000	425000
	116	Employees' bonuses	396778	405000	405000	375000	375000	375000
		Total	26302725	26398500	26398500	28341000	29177000	30341000
2121		Social Security Contributions						
	301	Social Security	409314	450000	450000	500000	515000	530000
		Total	409314	450000	450000	500000	515000	530000
22		Use of Goods and Services						
2211		Use of Goods and Services						
	201	Rents	5548106	6017000	5441500	6112000	6325000	6462000
	202	Telecommunications Services	711957	670000	670000	724000	765000	800000
	203	Water	114767	150000	150000	145000	170000	180000
	204	Electricity	592262	596000	596000	665000	690000	735000
	205	Fuels	515718	530000	530000	625000	645000	685000
	206	Maintenance of Machines, furniture and acc	134702	145000	145000	135000	145000	158000
	207	Maintenance of Vehicles, Heavy Duty Machin	155735	179500	179500	210000	215000	225000
	208	Repair and maintenance of buildings and acc	163099	155000	155000	145000	155000	165000
	209	Office Supplies	257895	250000	250000	270000	285000	300000
	210	Raw materials (Medicines, Clothes, Food, Fi	9876	23000	23000	23000	25000	30000
	211	Cleaning Services and supplies (including c	245408	225000	225000	295000	310000	325000
	212	Insurance	259014	280000	280000	270000	280000	295000
	213	Official Travel Missions	311572	290000	290000	515000	545000	575000
	214	Other goods and services expenses	2000707	1995000	1995000	2241000	2308000	2431000
		Total	11020818	11505500	10930000	12375000	12863000	13366000
25		Subsidies						
2511		Subsidies to public corporations						
	304	Subsidies to nonfinancial public corporation	400000	400000	400000	400000	400000	400000
		Total	400000	400000	400000	400000	400000	400000
28		Other expenditures						
2821		Other current expenses						
	303	Scientific Scholarships and Training Course	90387	140000	140000	105000	105000	105000
	305	Non-Employees' Bonuses	107884	125000	125000	130000	130000	130000
		Total	198271	265000	265000	235000	235000	235000
		Total of Chapter	38331128	39019000	38443500	41851000	43190000	44872000

Current Expenditures According to Program and Activities For The Years 2011 - 2015

Chapter : 1301 - Ministry of Foreign Affairs

(In JDs)

Program : 2001 - Administration and Support Services								
Activity : 601 - Administrative and Support Services								
Group	Item	Description	Actual 2011	Estimated 2012	Re-estimated 2012	Estimated 2013	Indicative 2014	Indicative 2015
21		Compensations of Employees						
2111		Salaries, Wages and allowances						
	101	Classified Employees' Salaries	636832	600000	600000	650000	680000	710000
	102	Permanent Unclassified Employees' Salaries	191232	185000	185000	390000	410000	430000
	103	Contract Employees' Salaries	61532	50000	50000	100000	110000	120000
	105	Personal Cost of Living Allowance	437399	435000	435000	460000	470000	490000
	106	Family Allowance	37478	35000	35000	50000	60000	70000
	107	Basic Allowance	297930	240000	240000	250000	270000	285000
	111	Additional Allowance	33900	194500	194500	250000	260000	290000
	112	Other Allowances	703602	750000	750000	825000	835000	875000
	113	Transportation Allowance	73218	95000	95000	125000	125000	125000
	114	Transport Allowance	35771	40000	40000	60000	60000	55000
	116	Employees' bonuses	396778	405000	405000	375000	375000	375000
		Total	2905672	3029500	3029500	3535000	3655000	3825000
2121		Social Security Contributions						
	301	Social Security	97500	120000	120000	140000	145000	150000
		Total	97500	120000	120000	140000	145000	150000
22		Use of Goods and Services						
2211		Use of Goods and Services						
	201	Rents	4961	12000	12000	12000	12000	12000
	202	Telecommunications Services	195762	200000	200000	224000	240000	250000
	203	Water	9889	20000	20000	15000	20000	25000
	204	Electricity	123565	126000	126000	150000	155000	160000
	205	Fuels	71643	80000	80000	120000	130000	140000
	206	Maintenance of Machines, furniture and acco	24979	35000	35000	35000	40000	40000
	207	Maintenance of Vehicles, Heavy Duty Machi	24141	40000	40000	40000	45000	45000
	208	Repair and maintenance of buildings and ac	32925	25000	25000	25000	35000	40000
	209	Office Supplies	114422	100000	100000	100000	110000	120000
	210	Raw materials (Medicines, Clothes, Food, F	9742	18000	18000	18000	20000	25000
	211	Cleaning Services and supplies (including	57836	65000	65000	75000	80000	85000
	212	Insurance	9649	30000	30000	20000	25000	30000
	213	Official Travel Missions	190856	170000	170000	255000	275000	275000
	214	Other goods and services expenses	1319000	1420000	1420000	1551000	1588000	1666000
	001	Events and hospitality	15993	20000	20000	20000	22000	25000
	006	Medical treatments	890508	950000	950000	980000	1000000	1050000
	008	Ads and subscriptions	2650	19000	19000	15000	20000	20000
	011	Negotiations Coordination Office	30062	40000	40000	75000	80000	85000
	013	Services, security and guards contracts	58132	60000	60000	70000	70000	70000
	014	Shipment and Clearance Fees	184857	160000	160000	190000	190000	200000
	015	Movement wages	37333	50000	50000	80000	85000	90000
	023	Translation expenses	0	1000	1000	1000	1000	1000
	999	n.e.c	99465	120000	120000	120000	120000	125000
		Total	2189370	2341000	2341000	2640000	2775000	2913000
25		Subsidies						
2511		Subsidies to public corporations						
	304	Subsidies to nonfinancial public corporatio	400000	400000	400000	400000	400000	400000
	047	Jordan Diplomatic Institute	400000	400000	400000	400000	400000	400000
		Total	400000	400000	400000	400000	400000	400000
28		Other expenditures						
2821		Other current expenses						
	303	Scientific Scholarships and Training Cours	89427	135000	135000	100000	100000	100000
	305	Non-Employees' Bonuses	68067	80000	80000	85000	85000	85000
		Total	157494	215000	215000	185000	185000	185000
		Total of Activity	5750036	6105500	6105500	6900000	7160000	7473000
		Total of Program	5750036	6105500	6105500	6900000	7160000	7473000

Current Expenditures According to Program and Activities For The Years 2011 - 2015

Chapter : 1301 - Ministry of Foreign Affairs

(In JDs)

Program : 2005 - Foreign Affairs								
Activity : 601 - Embassies								
Group	Item	Description	Actual 2011	Estimated 2012	Re-estimated 2012	Estimated 2013	Indicative 2014	Indicative 2015
21		Compensations of Employees						
2111		Salaries, Wages and allowances						
	101	Classified Employees' Salaries	1039156	1050000	1050000	1200000	1300000	1350000
	103	Contract Employees' Salaries	10009678	10190000	10190000	10500000	10815000	11140000
	105	Personal Cost of Living Allowance	176896	185000	185000	200000	206000	210000
	106	Family Allowance	27514	28000	28000	31000	36000	40000
	112	Other Allowances	11906174	11636000	11636000	12515000	12805000	13406000
	114	Transport Allowance	237635	280000	280000	360000	360000	370000
		Total	23397053	23369000	23369000	24806000	25522000	26516000
2121		Social Security Contributions						
	301	Social Security	311814	330000	330000	360000	370000	380000
		Total	311814	330000	330000	360000	370000	380000
22		Use of Goods and Services						
2211		Use of Goods and Services						
	201	Rents	5543145	6005000	5429500	6100000	6313000	6450000
	202	Telecommunications Services	516195	470000	470000	500000	525000	550000
	203	Water	104878	130000	130000	130000	150000	155000
	204	Electricity	468697	470000	470000	515000	535000	575000
	205	Fuels	444075	450000	450000	505000	515000	545000
	206	Maintenance of Machines, furniture and acc	109723	110000	110000	100000	105000	118000
	207	Maintenance of Vehicles, Heavy Duty Mach	131594	139500	139500	170000	170000	180000
	208	Repair and maintenance of buildings and ad	130174	130000	130000	120000	120000	125000
	209	Office Supplies	143473	150000	150000	170000	175000	180000
	210	Raw materials (Medicines, Clothes, Food, F	134	5000	5000	5000	5000	5000
	211	Cleaning Services and supplies (including	187572	160000	160000	220000	230000	240000
	212	Insurance	249365	250000	250000	250000	255000	265000
	213	Official Travel Missions	120716	120000	120000	260000	270000	300000
	214	Other goods and services expenses	681707	575000	575000	690000	720000	765000
	001	Events and hospitality	68608	40000	40000	40000	40000	50000
	008	Ads and subscriptions	17816	10000	10000	10000	10000	15000
	010	Fees and Commissions	48079	40000	40000	50000	55000	60000
	012	Cars, apparatus and machines rent allowanc	44600	35000	35000	55000	55000	60000
	014	Shipment and Clearance Fees	112912	100000	100000	150000	155000	155000
	015	Movement wages	204907	220000	220000	230000	240000	250000
	023	Translation expenses	0	5000	5000	5000	5000	5000
	999	n.e.c	184785	125000	125000	150000	160000	170000
		Total	8831448	9164500	8589000	9735000	10088000	10453000
28		Other expenditures						
2821		Other current expenses						
	303	Scientific Scholarships and Training Cours	960	5000	5000	5000	5000	5000
	305	Non-Employees' Bonuses	39817	45000	45000	45000	45000	45000
		Total	40777	50000	50000	50000	50000	50000
		Total of Activity	32581092	32913500	32338000	34951000	36030000	37399000
		Total of Program	32581092	32913500	32338000	34951000	36030000	37399000
		Total of Chapter	38331128	39019000	38443500	41851000	43190000	44872000

Overall Summary of Capital Expenditures For The Years 2011 - 2015

Chapter : 1301 Ministry of Foreign Affairs

(In JDs)

Group	Item	Description	Actual 2011	Estimated 2012	Re-Estimated 2012	Estimated 2013	Indicative 2014	Indicative 2015
		Expenditures						
22		Use of Goods and Services						
2211		Use of Goods and Services						
	510	Buildings and facilities repair and maintenance	963143	735000	549000	540000	1030000	1040000
	512	Operating and maintenance Expenses	564104	377500	200000	420000	575000	600000
		Total	1527247	1112500	749000	960000	1605000	1640000
28		Other expenditures						
2822		Other Capital expenditures						
	504	Studies, Researches and Consultations	4232	10000	10000	10000	10000	10000
		Total	4232	10000	10000	10000	10000	10000
		Fixed Assets						
31		Non-financial Assets						
3111		Buildings and Constructions						
	508	Works and Constructions	458489	1485000	733000	705000	210000	10000
		Total	458489	1485000	733000	705000	210000	10000
3112		Machinery and Equipment						
	505	Equipments, Machines and Apparatus	351680	565000	400000	465000	605000	695000
	506	Vehicles and Heavy Duty Machines	0	0	0	0	200000	200000
		Total	351680	565000	400000	465000	805000	895000
3113		Other Fixed Assets						
	511	Equipping and furnishing	30315	15000	10000	60000	340000	345000
		Total	30315	15000	10000	60000	340000	345000
		Total of Chapter	2371963	3187500	1902000	2200000	2970000	2900000

Capital Expenditures According to Program and Projects For the years 2011 - 2015

Chapter : 1301 Ministry of Foreign Affairs

(In JDs)

Program 2001 Administration and Support Services								
Project		001 Administration Project						
Fund Source		102001 Capital (Treasury)						
Group	item	Description	Actual 2011	Estimated 2012	Re-Estimated 2012	Estimated 2013	Indicative 2014	Indicative 2015
22		Use of Goods and Services						
2211		Use of Goods and Services						
	510	Buildings and facilities repair and maintenance						
	008	Miscellaneous buildings maintenance	2847	10000	6000	15000	15000	15000
	009	Miscellaneous buildings repair and renovation	13076	25000	3000	25000	25000	25000
		Total of Item	15923	35000	9000	40000	40000	40000
	512	Operating and maintenance Expenses						
	999	n.e.c	0	0	0	100000	100000	100000
		Total of Item	0	0	0	100000	100000	100000
31		Non-financial Assets						
3111		Buildings and Constructions						
	508	Works and Constructions						
	014	Miscellaneous Buildings Extensions	0	5000	3000	5000	10000	10000
		Total of Item	0	5000	3000	5000	10000	10000
3112		Machinery and Equipment						
	505	Equipments, Machines and Apparatus						
	001	Computers and accessories	14581	60000	20000	20000	50000	50000
	006	General Safety Apparatus and Equipment	5444	10000	10000	10000	10000	10000
	048	Passports printers	75574	35000	20000	25000	40000	40000
		Total of Item	95599	105000	50000	55000	100000	100000
	506	Vehicles and Heavy Duty Machines						
	001	Sedans	0	0	0	0	100000	100000
		Total of Item	0	0	0	0	100000	100000
3113		Other Fixed Assets						
	511	Equipping and furnishing						
	006	Buildings and Facilities Furnishing and Equipping	30315	15000	10000	25000	40000	45000
		Total of Item	30315	15000	10000	25000	40000	45000
		Total of Project / Treasury	141837	160000	72000	225000	390000	395000
		Total of Program	141837	160000	72000	225000	390000	395000

Capital Expenditures According to Program and Projects For the years 2011 - 2015

Chapter : 1301 Ministry of Foreign Affairs

(In JDs)

Program 2005 Foreign Affairs								
Project		001 Foreign Affairs Program Administration Project						
Fund Source		102001 Capital (Treasury)						
Group	item	Description	Actual 2011	Estimated 2012	Re-Estimated 2012	Estimated 2013	Indicative 2014	Indicative 2015
22		Use of Goods and Services						
2211		Use of Goods and Services						
	510	Buildings and facilities repair and maintenance						
	008	Miscellaneous buildings maintenance	924074	700000	540000	500000	990000	1000000
		Total of Item	924074	700000	540000	500000	990000	1000000
	512	Operating and maintenance Expenses						
	004	Electricity	71210	45000	45000	60000	90000	105000
	005	Fuels	103675	65000	65000	80000	90000	100000
	006	Apparatus, machines and equipments maintenanc	24763	45000	27500	60000	75000	80000
	013	Services Contracts	128069	122500	62500	120000	220000	215000
		Total of Item	327717	277500	200000	320000	475000	500000
28		Other expenditures						
2822		Other Capital expenditures						
	504	Studies, Researches and Consultations						
	015	Studies and consultations and Engineering Schem	4232	10000	10000	10000	10000	10000
		Total of Item	4232	10000	10000	10000	10000	10000
31		Non-financial Assets						
3112		Machinery and Equipment						
	505	Equipments, Machines and Apparatus						
	001	Computers and accessories	53297	85000	65000	70000	85000	100000
	003	Office apparatus and equipment	17338	85000	65000	60000	80000	100000
	006	General Safety Apparatus and Equipment	115998	100000	96000	125000	145000	165000
	012	Air Conditioners	5838	75000	25000	45000	70000	80000
	019	Communication Devices	23631	25000	15000	20000	25000	30000
	999	n.e.c	39979	90000	84000	90000	100000	120000
		Total of Item	256081	460000	350000	410000	505000	595000
	506	Vehicles and Heavy Duty Machines						
	001	Sedans	0	0	0	0	100000	100000
		Total of Item	0	0	0	0	100000	100000
3113		Other Fixed Assets						
	511	Equipping and furnishing						
	006	Buildings and Facilities Furnishing and Equipping	0	0	0	35000	300000	300000
		Total of Item	0	0	0	35000	300000	300000
		Total of Project / Treasury	1512104	1447500	1100000	1275000	2380000	2505000
Project		002 Constructing buildings for the Jordanian Embassy/Islam Abad						
Fund Source		102001 Capital (Treasury)						
Group	item	Description	Actual 2011	Estimated 2012	Re-Estimated 2012	Estimated 2013	Indicative 2014	Indicative 2015
31		Non-financial Assets						
3111		Buildings and Constructions						
	508	Works and Constructions						
	013	Miscellaneous Buildings Construction	288489	430000	430000	300000	0	0
		Total of Item	288489	430000	430000	300000	0	0
		Total of Project / Treasury	288489	430000	430000	300000	0	0

Capital Expenditures According to Program and Projects For the years 2011 - 2015

Chapter : 1301 Ministry of Foreign Affairs

(In JDs)

Program 2005 Foreign Affairs								
Project		003 Finishing the maintenance of the Embassy's offices building/Washington						
Fund Source		102001 Capital (Treasury)						
Group	item	Description	Actual 2011	Estimated 2012	Re-Estimated 2012	Estimated 2013	Indicative 2014	Indicative 2015
22		Use of Goods and Services						
2211		Use of Goods and Services						
	510	Buildings and facilities repair and maintenance						
	009	Miscellaneous buildings repair and renovation	23146	0	0	0	0	0
		Total of Item	23146	0	0	0	0	0
		Total of Project / Treasury	23146	0	0	0	0	0
Project		004 Building the house of Head of diplomatic delegation in Dubai						
Fund Source		102001 Capital (Treasury)						
Group	item	Description	Actual 2011	Estimated 2012	Re-Estimated 2012	Estimated 2013	Indicative 2014	Indicative 2015
31		Non-financial Assets						
3111		Buildings and Constructions						
	508	Works and Constructions						
	013	Miscellaneous Buildings Construction	170000	550000	300000	400000	200000	0
		Total of Item	170000	550000	300000	400000	200000	0
		Total of Project / Treasury	170000	550000	300000	400000	200000	0
Project		006 Embassadors forum						
Fund Source		102001 Capital (Treasury)						
Group	item	Description	Actual 2011	Estimated 2012	Re-Estimated 2012	Estimated 2013	Indicative 2014	Indicative 2015
22		Use of Goods and Services						
2211		Use of Goods and Services						
	512	Operating and maintenance Expenses						
	032	Conventions Celebrations and Workshops	0	100000	0	0	0	0
		Total of Item	0	100000	0	0	0	0
		Total of Project / Treasury	0	100000	0	0	0	0
Project		008 Opening an Embassy for the Kingdom in Seoul						
Fund Source		102001 Capital (Treasury)						
Group	item	Description	Actual 2011	Estimated 2012	Re-Estimated 2012	Estimated 2013	Indicative 2014	Indicative 2015
22		Use of Goods and Services						
2211		Use of Goods and Services						
	512	Operating and maintenance Expenses						
	001	Rents	182344	0	0	0	0	0
	002	Telephone, fax and mail	7063	0	0	0	0	0
	004	Electricity	2947	0	0	0	0	0
	005	Fuels	18014	0	0	0	0	0
	999	n.e.c	26019	0	0	0	0	0
		Total of Item	236387	0	0	0	0	0
		Total of Project / Treasury	236387	0	0	0	0	0
Project		009 Establish Jordanian Embassy building in Beirut						
Fund Source		102001 Capital (Treasury)						
Group	item	Description	Actual 2011	Estimated 2012	Re-Estimated 2012	Estimated 2013	Indicative 2014	Indicative 2015
31		Non-financial Assets						
3111		Buildings and Constructions						
	508	Works and Constructions						
	013	Miscellaneous Buildings Construction	0	500000	0	0	0	0
		Total of Item	0	500000	0	0	0	0
		Total of Project / Treasury	0	500000	0	0	0	0
Total of Program			2230126	3027500	1830000	1975000	2580000	2505000
Total of Chapter			2371963	3187500	1902000	2200000	2970000	2900000