

Chapter : 1101 Ministry of Justice

- Creation:** The Ministry of Justice was established on 11/4/1921 under the name of (justice consultations) and this name was changed to become the Ministry of Justice on 1/3/1929 and the Ministry was established to become the executive arm of the Jordanian Judicial services and since then it commenced its role in achieving the basic mission of the country represented in establishing fairness and justice as well as protecting rights and freedoms.
- Vision :** Initiative and effective institution to enhance the independence of judicature and the rule of law to realize prompt justice and protect rights and duties
- Mission:** Contributing to preparing judicial and legal environment which is efficient and fair to protect the rights and enhance the principles of transparency and jobs opportunities and developing judicial services and drawing up policies and modern legislative frameworks and strengthening ties with the concerned in litigation and legal support process.

Tasks of the Ministry / Department:

- Promote the level of performance and services of the legal and judicial body to perform its tasks efficiently and effectively.
- Strengthen the impartiality and independence of judiciary and supply it with qualified and trained human resources.
- Achieve fairness and enhance the competitiveness of national economy.
- Set necessary policies and legislative frameworks to keep pace with
- Disseminate the legal culture among different segments of society and sensitize them of their rights.
- Develop the means and procedures of Jordanian judiciary as per the best applicable international practices.

Ministry/Department Contribution to the Achievement of the National Objectives:

- Establish the state of law and institutions and achieve fairness, enhance opportunity equality principles, transparency and protection of rights and freedoms.

Major Issues and Challenges which face the Ministry / Department:

- The increasing cases, massiveness of cases, increasing judicial burden due to the complexity and overlapping of social and economic relations as well as population growth against limitedness of specialized judges.
- Low level of infrastructure level in some courts.
- Limitedness of advance and job development especially those not holding law certificate.
- The gap existed among different administrative levels (weakness of middle administration) and absence of job replacement plans which lead to brain drain and difficulty in attraction and weakness of incentives.
- Weakness of university and college education outputs.

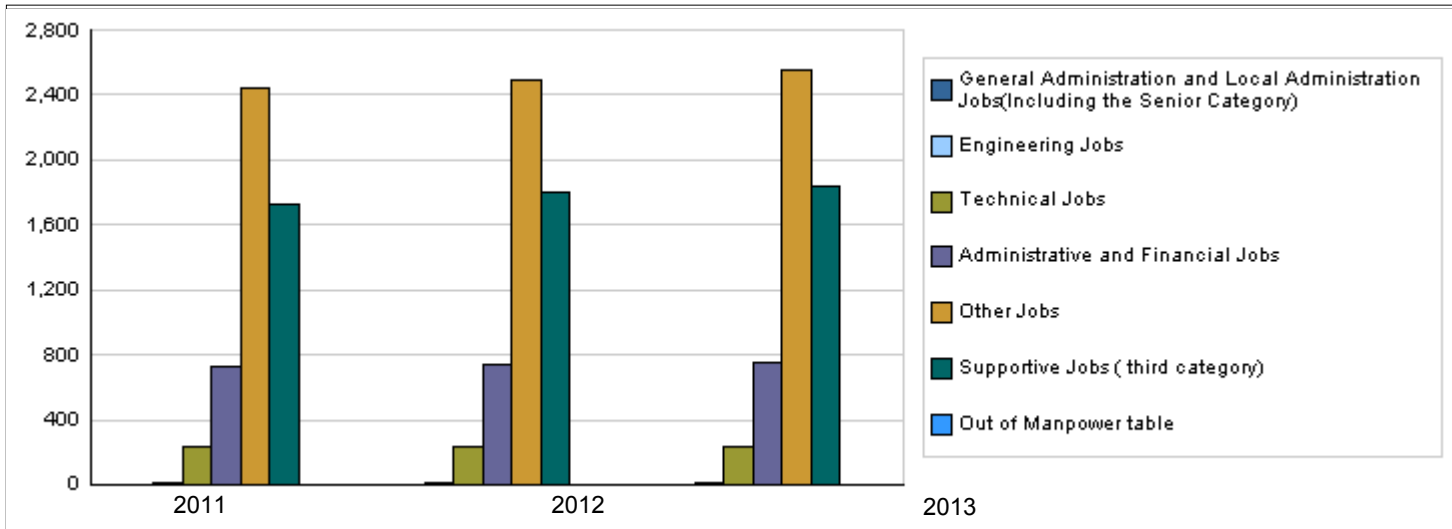
CHAPTER : 1101 Ministry of Justice

Strategic Objectives and Performance Indicators of the Ministry / Department

Strategic Objective	Performance Indicator	base year	Value	Actual Value	Target Value	Primary Self Evaluation	Target Value		
				2011	2012		2012	2013	2014
1 - Enhancing the institutional of the Ministry of Justice to perform their tasks efficiently and effectively.	1 Degree of service recipients satisfaction	2008	%72	%74.9	%77	%76	%78	%78	%79
	2 Jordan's order in actions practice report in the field of contracts execution	2008	181/127	183/130	181/98	183/130	181/95	181/95	183/122
2 - Promoting the performance and services of the judicial instrument to perform their tasks effectively.	1 Degree of audience satisfaction of judicature integrity	2005	%68	%72	%74	%73	%74	%74	%76
	2 Degree of litigators satisfaction of judicature integrity	2005	%69	%71	%74	%73	%74	%74	%76
	3 Degree of audience satisfaction of judicature fairness	2005	%66	%69	%71	%70	%71	%71	%72
	4 Degree of litigators satisfaction of judicature fairness	2008	%68	%70	%72	%71	%72	%72	%73
	5 Jordan's order in the rule of law standard as per the statistics of the International Bank	2006	2.5/0.45	2.5/0.6	2.5/0.7	2.5/0.5	2.5/0.75	2.5/0.75	2.5/0.75
	6 Jordan's order in the international competitiveness report in terms of effectiveness and independence	2007	131/38	142/49	133/37	133/38	133/36	133/36	133/36
3 - Enhancing the efficiency of Judicial instrument.	1 Number of qualified graduates for employment in judicature annually	2006	40	61	70	61	70	70	70
	2 Percentage of specialized judges to overall number of judges	2006	%10	%45	%50	%50	%55	%55	%60

Number of Staff of the Ministry / Department

Group	Job	Actual 2011			Primary 2012			Estimated 2013		
		Male	Female	Total	Male	Female	Total	Male	Female	Total
General Administration and Local Adminis	Secretary General	1	0	1	1	0	1	1	0	1
	Director General	1	0	1	1	0	1	1	0	1
Engineering Jobs	Engineering jobs	6	4	10	6	4	10	6	4	10
Technical Jobs	technical jobs	123	112	235	123	112	235	123	112	235
Administrative and Financial Jobs	Administrative and financial jo	371	357	728	378	361	739	388	366	754
Other Jobs	Department of Justice	771	141	912	791	151	942	806	161	967
	notary, officer, researcher, hea	930	596	1526	943	608	1551	958	623	1581
Supportive Jobs (third category)	Supportive jobs	1076	647	1723	1120	687	1807	1135	702	1837
Total		3279	1857	5136	3363	1923	5286	3418	1968	5386
Out of Manpower table	Out of manpower table	0	0	0	0	0	0	0	0	0
Grand Total		3279	1857	5136	3363	1923	5286	3418	1968	5386
Total Cost of Salaries		22380953	12589287	34970240	25200640	14175360	39376000	27105920	15247080	42353000



Key Information of the Ministry / Department

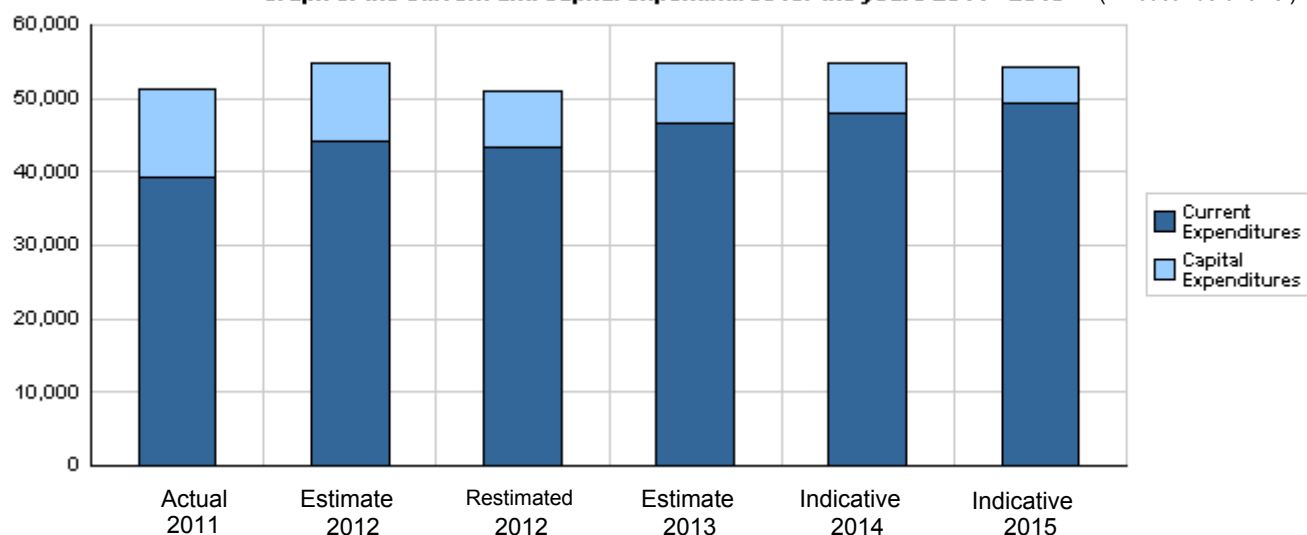
No.	Description	base year	Value	Primary 2012	Estimated 2013												
					Irbid	Mafraq	Jarsh	Ajloun	Amman	Balqa'	Zaraq'	Madaba	Karak	Ma'an	Tafila	Aqaba	Total
1	Number of courts	2008	79	86	13	5	3	3	31	6	5	4	8	10	4	4	96
2	Number of incoming cases.	2008	363160	508694	87935	13750	11408	9168	259121	16827	41231	4973	14030	9968	3761	9769	481941
3	Number of settled cases	2008	350513	451055	97507	13364	10265	7982	211139	13594	30394	3989	10994	9371	2914	8861	420374
4	Number of retained cases.	2008	83025	93805	5528	4040	4196	2932	52446	8997	34001	3618	4049	2967	1507	1998	126279
5	Justice palaces.	2008	4	7	1	0	0	1	2	1	2	1	1	0	0	0	9

Overall Summary of Expenditures for Chapter 1101- Ministry of Justice
for the years 2011 - 2015

(In JDs)

Description		Actual 2011	Estimate 2012	Re_Estimate 2012	Estimate 2013	Indicative		
						2014	2015	
Group	Current Expenditures							
2111	Salaries, Wages and allowances	33,480,240	37,825,219	37,725,500	40,476,000	41,690,000	42,940,000	
2121	Social Security Contributions	1,490,000	1,650,500	1,650,500	1,677,000	1,727,000	1,779,000	
2211	Use of Goods and Services	4,119,621	4,588,500	3,900,000	4,546,000	4,557,500	4,568,000	
2821	Other current expenses	66,461	85,000	85,000	70,000	70,000	70,000	
3112	Machinery and Equipment	0	0	0	0	0	0	
3113	Other Fixed Assets	0	0	0	0	0	0	
Total current expenditures		39,156,322	44,149,219	43,361,000	46,769,000	48,044,500	49,357,000	
		Capital Expenditures						
2211	Use of Goods and Services	5,033,852	5,072,000	4,617,000	5,055,000	4,843,000	4,708,000	
2822	Other Capital expenditures	0	5,000	1,000	5,000	1,000	1,000	
3111	Buildings and Constructions	6,659,265	4,745,000	2,530,000	2,300,000	1,523,000	0	
3112	Machinery and Equipment	305,842	583,000	488,000	615,000	315,000	116,000	
3113	Other Fixed Assets	118,511	160,000	139,000	116,000	65,000	85,000	
3141	Lands	0	3,900	0	0	0	0	
Total capital expenditures		12,117,470	10,568,900	7,775,000	8,091,000	6,747,000	4,910,000	
Treasury		12,117,470	10,568,900	7,775,000	8,091,000	6,747,000	4,910,000	
Total current and capital expenditures		51,273,792	54,718,119	51,136,000	54,860,000	54,791,500	54,267,000	

Graph of the current and capital expenditures for the years 2011 - 2015 (Thousands of JDs)

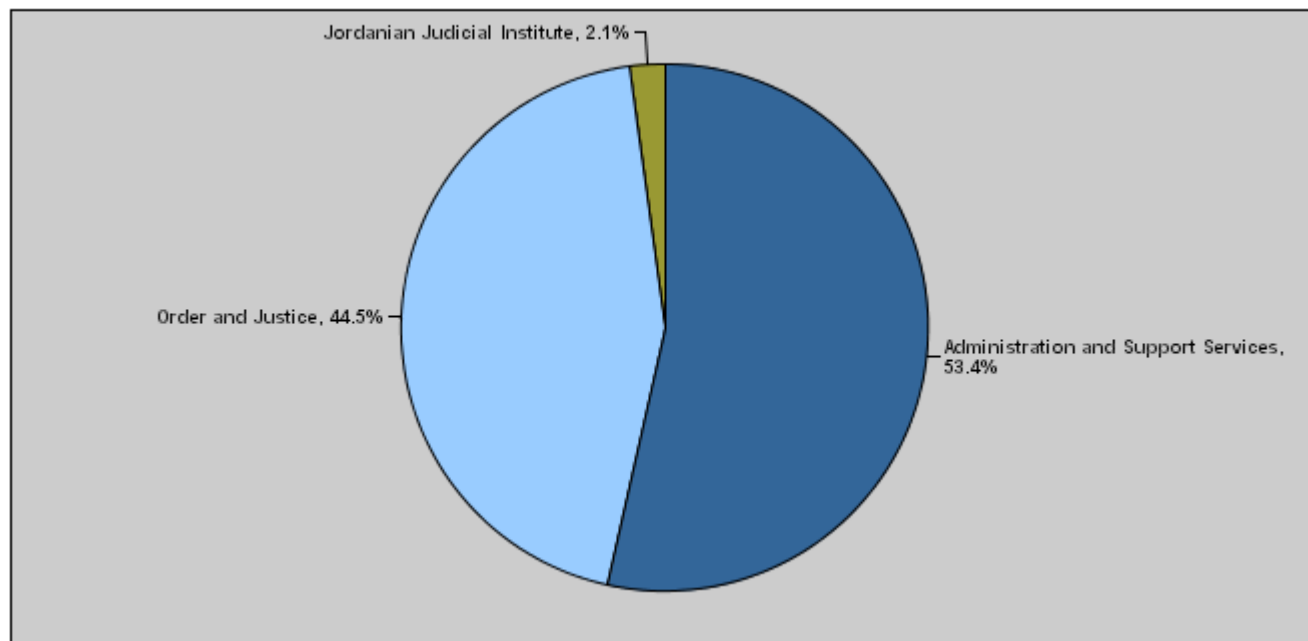


**Budget of Chapter 1101 - Ministry of Justice
For the Year 2013 Distributed According to Program**

(InJDs)

Prog.	Description	Current Expenditures	Capital Expenditure	Total Expenditure
1801	Administration and Support Services	25,293,000	4,021,000	29,314,000
1805	Order and Justice	21,020,000	3,370,000	24,390,000
1810	Jordanian Judicial Institute	456,000	700,000	1,156,000
	Total	46,769,000	8,091,000	54,860,000

Total Expenditures for the Year 2013 Distributed According to Program



Estimated Allocations For Females distributed according to Programs for the Years 2011 - 2015

Program	2011	2012	2013	2014	2015
1801 Administration and Support Services	8562395	9575514	10370130	10690545	11054420
1805 Order and Justice	2870334	3137346	3363200	3439280	3505360
1810 Jordanian Judicial Institute	116495	136623	159600	166075	170275
Total	11549224	12849483	13892930	14295900	14730055

Budget Chapter 1101 - Ministry of Justice Distributed According to the Program

1801	Administration and Support Services Program
------	---

Objective of the program :

To raise the institutional capacity of employees through training, improve the presented services and simplify the procedures to obtain the satisfaction of service recipients through service computerization. As well, this program will work on institutionalizing the work mechanisms and awaring service recipients as well as spreading the legal culture.

The strategic objective related to the program :

Enhance the institutional capacity of the Ministry of Justice to perform their tasks effectively and efficiently.

Directorates associated with the program :

- 1- Financial affairs directorate.
- 2- Administrative affairs and human resources directorate.
- 3- Information technology management directorate.
- 4- Communications directorate.
- 5- Courts and projects affairs management directorate.
- 6- Internal control unit. 7- Human Resources Directorate. 8-Human Rights and Women Affairs Directorate.

Services provided by the program :

- 1- Build and raise the employees capacities through training.
- 2- Improve the presented services and simplify procedures to obtain the satisfaction service recipients through computerizing services and re-engineering work procedures of the departments.
- 3- Promote the institutional performance of the Ministry and courts through work development and institutionalism.
- 4- Aware service recipients and spread the legal culture through different publications and media means.

Staff working in the program :

The program is implemented through a functional staff in 2012 estimated with (4327) staff, including (2561) males and (1766) females .

Performance Measurement Indicators for program									
Performance Measurement Indicator		Base Year	Value	Actual value	Target Value	First Self Evaluation	Target		
				2011	2012	2012	2013	2014	2015
1	Number of legal consultations provided by the Ministry to the Government institutions and departments.	2008	1300	1100	2100	1200	1300	1400	1500
2	Percentage of the computerized courts to the total courts.	2006	%6	%96	%97	%98	%98	%98	%100
3	Number of e-services provided by the courts.	2008	3	7	11	10	12	12	12
4	Number of First Instance Courts where beds suites were established.	2007	3	6	9	7	9	9	9
5	Number of penalties depriving liberty alternatives	2006	2	2	2	2	7	7	7
6	Number of legal assistance cases.	2006	10	60	80	70	90	90	90
7	Number of implemented awareness campaigns annually.	2009	25	28	35	30	35	36	37

Appropriations OF Administration and Support Services Program as Per Activities and Projects. (In JDs)							
Activities and Projects		Actual	Estimate	Re_Estimate	Estimate	Indicative	
		2011	2012	2012	2013	2014	2015
Current Expenditures		20,883,891	24,150,448	23,362,229	25,293,000	26,074,500	26,962,000
601	Administrative and Support Service	20,883,891	24,150,448	23,362,229	25,293,000	26,074,500	26,962,000
Capital Expenditures		3,654,458	3,890,000	3,830,000	4,021,000	3,743,000	3,510,000
001	Administration Project	3,654,458	3,890,000	3,830,000	4,021,000	3,743,000	3,510,000
Program / Treasury		3,654,458	3,890,000	3,830,000	4,021,000	3,743,000	3,510,000
Total Program		24,538,349	28,040,448	27,192,229	29,314,000	29,817,500	30,472,000

Budget Chapter 1101 - Ministry of Justice Distributed According to the Program

1805	Order and Justice Program
<u>Objective of the program :</u>	
To supply the judicial power with sufficient number of qualified and trained judges as well as to develop and update legislations to keep up with the local, regional and international developments.	
<u>The strategic objective related to the program :</u>	
Promote the level of judicial authorities performance and services to perform their tasks effectively.	
<u>Directorates associated with the program :</u>	
1- Judicial Council 2- Policies and institutional development unit. 3- Legal affairs and international cooperation directorate. 4- Human rights and family affairs directorate. 5- Judicial inspection directorate.	
<u>Services provided by the program :</u>	
1- Provide infrastructure for courts through establishing modern justice palaces with modern techniques and services. 2- Supply judicial services with sufficient number of qualified and trainers and build capacities and judges competence through continuous and specialized and internal and external training. 3- Develop and update legislations to keep up local, regional and international variables and developments.	
<u>Staff working in the program :</u>	
The program is implemented through a functional staff in 2012 estimated with (942) staff, including (791) males and (151) females .	

Performance Measurement Indicators for program

Performance Measurement Indicator	Base Year	Value	Actual value	Target Value	First Self Evaluation	Target		
			2011	2012	2012	2013	2014	2015
1 Percentage of annually inspected judges.	2006	%50	%90	%90	%90	%92	%95	%95
2 Average of daily court sessions of conciliation courts' cases.	2004	243	135	140	140	136	130	125
3 Average of daily court session of the First Instance Courts' cases.	2004	543	340	295	317	290	285	280
4 Percentage of cases settled through mediation.	2006	%71	%89	%91	%88	%92	%93	%93
5 Percentage of litigation legislations which have been reviewed and amended.	2006	%10	%60	%80	%65	%85	%90	%90
6 Number of specialized rooms in courts.	2006	3	7	14	7	14	14	14
7 Number of model courts buildings.	2006	15/6	12/16	16/15	15/16	16/15	16/15	16/15

Appropriations OF Order and Justice Program as Per Activities and Projects.

(In JDs)

Activities and Projects	Actual	Estimate	Re_Estimate	Estimate	Indicative	
	2011	2012	2012	2013	2014	2015
Current Expenditures	17,939,588	19,608,418	19,608,418	21,020,000	21,495,500	21,908,500
601 Regular Litigation	17,939,588	19,608,418	19,608,418	21,020,000	21,495,500	21,908,500
Capital Expenditures	7,746,003	5,820,900	3,367,000	3,370,000	2,304,000	700,000
001 Order and Justice Program Adminis	1,086,738	1,020,900	837,000	995,000	766,000	690,000
002 Justice Palace air conditioning syste	0	20,000	0	50,000	0	0
005 Establishment of Criminal Courts bu	17,613	10,000	0	0	0	0
008 Establishing the building of Justice	1,339,849	680,000	580,000	500,000	307,000	0
009 Establishing the building of Justice	2,085,055	1,600,000	550,000	600,000	0	0
010 Establishing the building of Justice	1,149,937	975,000	800,000	700,000	1,216,000	0
011 Establishing the building of Justice	2,066,811	1,480,000	600,000	500,000	0	0
017 Activating and developing the techn	0	15,000	0	10,000	0	0
018 Applying the intermediation method	0	15,000	0	10,000	10,000	10,000
019 Reviewing and developing legislatio	0	5,000	0	5,000	5,000	0
Program / Treasury	7,746,003	5,820,900	3,367,000	3,370,000	2,304,000	700,000
Total Program	25,685,591	25,429,318	22,975,418	24,390,000	23,799,500	22,608,500

Budget Chapter 1101 - Ministry of Justice Distributed According to the Program

1810	Jordanian Judicial Institute Program								
<u>Objective of the program :</u>									
To contribute to setting strategies and plans aiming at promoting the level of judicial body as well as exchanging the technical and academic cooperation and experiences among the Institute and the different judicial and legal authorities, institutions and institutes.									
<u>The strategic objective related to the program :</u>									
Enhance the judiciary services efficiency.									
<u>Directorates associated with the program :</u>									
The Jordanian Judicial Institute									
<u>Services provided by the program :</u>									
1- Contribute to setting strategies and plans aiming at promoting the level of the Jordanian Judicial body.									
2- Qualify and upgrade the efficiency of judges and their assistants as well as improving their scientific research talent.									
3- Exchange the technical and academic cooperation and experiences between the Judicial Institute and the Arab and International judicial and legal organizations, authorities and institutes.									
4- Test the top students of general secondary students and law colleges graduates from both males as per transparent and declared principles and standards.									
<u>Staff working in the program :</u>									
The program is implemented through a functional staff in 2012 estimated with (17) staff, including (11) males and (6) females .									
Performance Measurement Indicators for program									
Performance Measurement Indicator		Base Year	Value	Actual value	Target Value	First Self Evaluation	Target		
				2011	2012	2012	2013	2014	2015
1	Number of specialized training courses, annually held by the Institute.	2006	2	14	7	7	9	11	11
2	Number of delegated judges to English language learning courses.	2008	170	80	25	20	30	30	30
3	Number of judges holding high degrees who were delegated by the Ministry.	2006	12	2	14	1	16	18	18
4	Number of continuous training courses for judges.	2006	39	14	20	20	30	40	40
5	Number of accepted males in future judges program.	2008	71	81	199	81	224	249	249
6	Number of accepted females in future judges program.	2008	106	108	198	108	223	248	248
Appropriations OF Jordanian Judicial Institute Program as Per Activities and Projects. (In JDs)									
Activities and Projects		Actual 2011	Estimate 2012	Re_Estimate 2012	Estimate 2013	Indicative 2014 2015			
Current Expenditures		332,843	390,353	390,353	456,000	474,500	486,500		
601	Judges Training	332,843	390,353	390,353	456,000	474,500	486,500		
Capital Expenditures		717,009	858,000	578,000	700,000	700,000	700,000		
001	Jordanian Judicial Institute Program	0	28,000	28,000	50,000	50,000	50,000		
003	Judges of the Future	717,009	830,000	550,000	650,000	650,000	650,000		
Program / Treasury		717,009	858,000	578,000	700,000	700,000	700,000		
Total Program		1,049,852	1,248,353	968,353	1,156,000	1,174,500	1,186,500		

Chapter :1101 Ministry of Justice

Vision Initiative and effective institution to enhance the independence of judicature and the rule of law to realize prompt justice and protect rights and duties

Mission Contributing to preparing judicial and legal environment which is efficient and fair to protect the rights and enhance the principles of transparency and jobs opportunities and developing judicial services and drawing up policies and modern legislative frameworks and strengthening ties with the concerned in litigation and legal support process.

Legal Framework : Administrative Organization Regulation for the Ministry of Justice No. (66) for the year 2004, and Civil Courts Formation Law for the year 2001.

Strategic Plan :

Preparation Year :2010

Period Covered By The Plan :2012-2014

Strategic Objectives / Performance Indicators

Strategic Objectives Description	Performance Measurement Indicators	Base Value		Actual Value	Target Value	Initial Internal Evaluation	Target		
		Base Year	Value				2011	2012	2015
1 - Enhancing the institutional of the Ministry of Justice to perform their tasks efficiently and effectively.	1 Degree of service recipients satisfaction	2008	%72	%74.9	%77	%76	%78	%78	%79
	2 Jordan's order in actions practice report in the field of contracts execution	2008	181/127	183/130	181/98	183/130	181/95	181/95	183/122
2 - Promoting the performance and services of the judicial instrument to perform their tasks effectively.	1 Degree of audience satisfaction of judicature integrity	2005	%68	%72	%74	%73	%74	%74	%76
	2 Degree of litigators satisfaction of judicature integrity	2005	%69	%71	%74	%73	%74	%74	%76
	3 Degree of audience satisfaction of judicature fairness	2005	%66	%69	%71	%70	%71	%71	%72
	4 Degree of litigators satisfaction of judicature fairness	2008	%68	%70	%72	%71	%72	%72	%73
	5 Jordan's order in the rule of law standard as per the statistics of the International Bank	2006	2.5/0.45	2.5/0.6	2.5/0.7	2.5/0.5	2.5/0.75	2.5/0.75	2.5/0.75
6 Jordan's order in the international competitiveness report in terms of effectiveness and independence	2007	131/38	142/49	133/37	133/38	133/36	133/36	133/36	
3 - Enhancing the efficiency of Judicial instrument.	1 Number of qualified graduates for employment in judicature annually	2006	40	61	70	61	70	70	70
	2 Percentage of specialized judges to overall number of judges	2006	%10	%45	%50	%50	%55	%55	%60

Programs / Performance Indicators

Goal	Programs	Description of Performance Indicators	Base Value		Actual Value	Target Value	Initial Internal	Target		
			Base Year	Value				2011	2012	2015
1	1801 Administration and Support Services	1 Number of legal consultations provided by the Ministry to the Government institutions and departments.	2008	1300	1100	2100	1200	1300	1400	1500
		2 Percentage of the computerized courts to the total courts.	2006	%6	%96	%97	%98	%98	%98	%100
		3 Number of e-services provided by the courts.	2008	3	7	11	10	12	12	12
		4 Number of First Instance Courts where beds suites were established.	2007	3	6	9	7	9	9	9
		5 Number of penalties depriving liberty alternatives	2006	2	2	2	2	7	7	7
		6 Number of legal assistance cases.	2006	10	60	80	70	90	90	90
		7 Number of implemented awareness campaigns annually.	2009	25	28	35	30	35	36	37
2	1805 Order and Justice	1 Percentage of annually inspected judges.	2006	%50	%90	%90	%90	%92	%95	%95
		2 Average of daily court sessions of conciliation courts' cases.	2004	243	135	140	140	136	130	125
		3 Average of daily court session of the First Instance Courts' cases.	2004	543	340	295	317	290	285	280
		4 Percentage of cases settled through mediation.	2006	%71	%89	%91	%88	%92	%93	%93
		5 Percentage of litigation legislations which have been reviewed and amended.	2006	%10	%60	%80	%65	%85	%90	%90
		6 Number of specialized rooms in courts.	2006	3	7	14	7	14	14	14
		7 Number of model courts buildings.	2006	15/6	12/16	16/15	15/16	16/15	16/15	16/15
3	1810 Jordanian Judicial Institute	1 Number of specialized training courses, annually held by the Institute.	2006	2	14	7	7	9	11	11
		2 Number of delegated judges to English language learning courses.	2008	170	80	25	20	30	30	30
		3 Number of judges holding high degrees who were delegated by the Ministry.	2006	12	2	14	1	16	18	18
		4 Number of continuous training courses for judges.	2006	39	14	20	20	30	40	40
		5 Number of accepted males in future judges program.	2008	71	81	199	81	224	249	249
		6 Number of accepted females in future judges program.	2008	106	108	198	108	223	248	248

Programs Appropriations										
Goal	Programs			Actual	Estimated	Re-stemated	Estimated	Indecative	Indecative	
				2011	2012	2012	2013	2014	2015	
1	1801	Administration and Support Services		Current	20883891	24150448	23362229	25293000	26074500	26962000
				Capital	3654458	3890000	3830000	4021000	3743000	3510000
				Total	24538349	28040448	27192229	29314000	29817500	30472000
2	1805	Order and Justice		Current	17939588	19608418	19608418	21020000	21495500	21908500
				Capital	7746003	5820900	3367000	3370000	2304000	700000
				Total	25685591	25429318	22975418	24390000	23799500	22608500
3	1810	Jordanian Judicial Institute		Current	332843	390353	390353	456000	474500	486500
				Capital	717009	858000	578000	700000	700000	700000
				Total	1049852	1248353	968353	1156000	1174500	1186500
Total of Current				39156322	44149219	43361000	46769000	48044500	49357000	
Total of Capital				12117470	10568900	7775000	8091000	6747000	4910000	
Total of Chapter				51273792	54718119	51136000	54860000	54791500	54267000	

Current Activities Appropriations									
Prog.	Projects			Actual	Estimated	Re-stemated	Estimated	Indecative	Indecative
				2011	2012	2012	2013	2014	2015
1801	601	Administrative and Support Services		20883891	24150448	23362229	25293000	26074500	26962000
		Total of Program		20883891	24150448	23362229	25293000	26074500	26962000
1805	601	Regular Litigation		17939588	19608418	19608418	21020000	21495500	21908500
		Total of Program		17939588	19608418	19608418	21020000	21495500	21908500
1810	601	Judges Training		332843	390353	390353	456000	474500	486500
		Total of Program		332843	390353	390353	456000	474500	486500
Total				39156322	44149219	43361000	46769000	48044500	49357000

Capital Projects Appropriations									
Prog.	Projects			Actual	Estimated	Re-stemated	Estimated	Indecative	Indecative
				2011	2012	2012	2013	2014	2015
1801	001	Administration Project		3654458	3890000	3830000	4021000	3743000	3510000
		Total of Program		3654458	3890000	3830000	4021000	3743000	3510000
1805	001	Order and Justice Program Administration Project		1086738	1020900	837000	995000	766000	690000
		Justice Palace air conditioning system		0	20000	0	50000	0	0
		Establishment of Criminal Courts building		17613	10000	0	0	0	0
		Establishing the building of Justice Palace in Madaba		1339849	680000	580000	500000	307000	0
		Establishing the building of Justice Palace in Zarqa		2085055	1600000	550000	600000	0	0
		Establishing the building of Justice Palace in Rusaifa		1149937	975000	800000	700000	1216000	0
		Establishing the building of Justice Palace in Ajloun		2066811	1480000	600000	500000	0	0
		Activating and developing the technical office and providing it with co		0	15000	0	10000	0	0
		Applying the intermediation method in settling civil conflicts		0	15000	0	10000	10000	10000
		Reviewing and developing legislations and implementing them		0	5000	0	5000	5000	0
		Total of Program		7746003	5820900	3367000	3370000	2304000	700000
1810	001	Jordanian Judicial Institute Program Administration Project		0	28000	28000	50000	50000	50000
		Judges of the Future		717009	830000	550000	650000	650000	650000
		Total of Program		717009	858000	578000	700000	700000	700000
Total				12117470	10568900	7775000	8091000	6747000	4910000

Overall Summary of Current Expenditures for the years 2011 - 2015

Chapter: 1101 Ministry of Justice

(In JDs)

Group	Item	Description	Actual 2011	Estimated 2012	Re-stimated 2012	Estimated 2013	Indicative 2014	Indicative 2015
21		Compensations of Employees						
2111		Salaries, Wages and allowances						
	101	Classified Employees' Salaries	7794904	8826556	8826556	9506000	9679500	9894500
	102	Permanent Unclassified Employees' Salaries	3931948	7537672	7537672	8038000	8262000	8527000
	103	Contract Employees' Salaries	52407	64250	64250	70000	75000	75000
	105	Personal Cost of Living Allowance	10680017	8227522	8127803	8530000	8881000	9243000
	106	Family Allowance	532640	609707	609707	694000	736000	795000
	107	Basic Allowance	1157936	0	0	0	0	0
	110	Overtime Allowance	98868	124900	124900	155000	175000	197000
	111	Additional Allowance	132736	2171250	2171250	2311000	2432000	2572000
	112	Other Allowances	7984334	8566262	8566262	9130000	9300000	9380000
	113	Transportation Allowance	454981	741700	741700	815000	874000	930000
	114	Transport Allowance	516990	810400	810400	907000	955500	1006500
	115	Field Visit Allowance	0	10000	10000	80000	80000	80000
	116	Employees' bonuses	142479	135000	135000	240000	240000	240000
Total			33480240	37825219	37725500	40476000	41690000	42940000
2121		Social Security Contributions						
	301	Social Security	1490000	1650500	1650500	1677000	1727000	1779000
Total			1490000	1650500	1650500	1677000	1727000	1779000
22		Use of Goods and Services						
2211		Use of Goods and Services						
	201	Rents	665117	690000	690000	710000	710000	710000
	202	Telecommunications Services	385975	395000	295000	350000	356000	362000
	203	Water	65511	92000	62000	83000	85000	85000
	204	Electricity	860496	970000	820000	950000	962000	973000
	205	Fuels	422601	430000	380000	402000	415000	420000
	206	Maintenance of Machines, furniture and acce	209565	285000	165000	160000	141000	132000
	207	Maintenance of Vehicles, Heavy Duty Machin	39098	62000	42000	55000	50500	42000
	208	Repair and maintenance of buildings and acc	12211	15000	5000	14000	15000	16000
	209	Office Supplies	323004	388000	288000	389000	389000	393000
	210	Raw materials (Medicines, Clothes, Food, Fi	20904	20000	20000	25000	26000	26000
	211	Cleaning Services and supplies (including c	669317	711000	671000	801000	801000	801000
	212	Insurance	39849	51000	41000	66000	66000	66000
	213	Official Travel Missions	20000	21000	21000	72000	72000	72000
	214	Other goods and services expenses	385973	458500	400000	469000	469000	470000
Total			4119621	4588500	3900000	4546000	4557500	4568000
28		Other expenditures						
2821		Other current expenses						
	302	Contributions	4648	8000	8000	8000	8000	8000
	303	Scientific Scholarships and Training Course	21193	22000	22000	20000	20000	20000
	305	Non-Employees' Bonuses	40620	55000	55000	42000	42000	42000
Total			66461	85000	85000	70000	70000	70000
Total of Chapter			39156322	44149219	43361000	46769000	48044500	49357000

Current Expenditures According to Program and Activities For The Years 2011 - 2015

Chapter : 1101 - Ministry of Justice

(In JDs)

Program : 1801 - Administration and Support Services								
Activity : 601 - Administrative and Support Services								
Group	Item	Description	Actual 2011	Estimated 2012	Re-estimated 2012	Estimated 2013	Indicative 2014	Indicative 2015
21		Compensations of Employees						
2111		Salaries, Wages and allowances						
	101	Classified Employees' Salaries	343000	600000	600000	600000	628000	648000
	102	Permanent Unclassified Employees' Salaries	3913718	7505109	7505109	8000000	8220000	8482000
	103	Contract Employees' Salaries	52407	64250	64250	70000	75000	75000
	105	Personal Cost of Living Allowance	8635400	6122682	6022963	6300000	6533000	6803000
	106	Family Allowance	378000	426707	426707	500000	534000	585000
	107	Basic Allowance	1152298	0	0	0	0	0
	110	Overtime Allowance	96973	119900	119900	150000	169000	191000
	111	Additional Allowance	131000	2160000	2160000	2300000	2420000	2560000
	113	Transportation Allowance	132000	200800	200800	240000	262000	280000
	114	Transport Allowance	490000	784000	784000	870000	918000	967000
	115	Field Visit Allowance	0	10000	10000	80000	80000	80000
	116	Employees' bonuses	29997	30000	30000	90000	90000	90000
		Total	15354793	18023448	17923729	19200000	19929000	20761000
2121		Social Security Contributions						
	301	Social Security	1482000	1644500	1644500	1669000	1718000	1769000
		Total	1482000	1644500	1644500	1669000	1718000	1769000
22		Use of Goods and Services						
2211		Use of Goods and Services						
	201	Rents	619117	630000	630000	650000	650000	650000
	202	Telecommunications Services	383118	389000	289000	345000	350000	355000
	203	Water	62512	90000	60000	81000	82000	82000
	204	Electricity	850497	955000	805000	934000	945000	955000
	205	Fuels	416972	420000	370000	387000	399000	403000
	206	Maintenance of Machines, furniture and acco	205926	280000	160000	155000	135000	125000
	207	Maintenance of Vehicles, Heavy Duty Mach	37892	60000	40000	51000	45500	37000
	208	Repair and maintenance of buildings and a	9967	10000	0	9000	10000	11000
	209	Office Supplies	319546	380000	280000	381000	380000	383000
	210	Raw materials (Medicines, Clothes, Food, F	15935	15000	15000	15000	15000	15000
	211	Cleaning Services and supplies (including	669317	710000	670000	800000	800000	800000
	212	Insurance	39849	50000	40000	65000	65000	65000
	213	Official Travel Missions	20000	20000	20000	68000	68000	68000
	214	Other goods and services expenses	365989	438500	380000	450000	450000	450000
		Total	4016637	4447500	3759000	4391000	4394500	4399000
28		Other expenditures						
2821		Other current expenses						
	302	Contributions	4648	8000	8000	8000	8000	8000
	303	Scientific Scholarships and Training Course	21193	22000	22000	20000	20000	20000
	305	Non-Employees' Bonuses	4620	5000	5000	5000	5000	5000
		Total	30461	35000	35000	33000	33000	33000
		Total of Activity	20883891	24150448	23362229	25293000	26074500	26962000
		Total of Program	20883891	24150448	23362229	25293000	26074500	26962000
Program : 1805 - Order and Justice								
Activity : 601 - Regular Litigation								
Group	Item	Description	Actual 2011	Estimated 2012	Re-estimated 2012	Estimated 2013	Indicative 2014	Indicative 2015
21		Compensations of Employees						
2111		Salaries, Wages and allowances						
	101	Classified Employees' Salaries	7449000	8221056	8221056	8900000	9045000	9240000
	105	Personal Cost of Living Allowance	2008273	2080000	2080000	2200000	2315000	2405000
	106	Family Allowance	152000	180000	180000	190000	198000	206000
	112	Other Allowances	7984334	8566262	8566262	9130000	9300000	9380000
	113	Transportation Allowance	321991	538600	538600	570000	607000	645000
	114	Transport Allowance	23990	22500	22500	30000	30500	32500
		Total	17939588	19608418	19608418	21020000	21495500	21908500
		Total of Activity	17939588	19608418	19608418	21020000	21495500	21908500
		Total of Program	17939588	19608418	19608418	21020000	21495500	21908500

Current Expenditures According to Program and Activities For The Years 2011 - 2015

Chapter : 1101 - Ministry of Justice

(In JDs)

Program : 1810 - Jordanian Judicial Institute								
Activity : 601 - Judges Training								
Group	Item	Description	Actual 2011	Estimated 2012	Re-estimated 2012	Estimated 2013	Indicative 2014	Indicative 2015
21		Compensations of Employees						
2111		Salaries, Wages and allowances						
	101	Classified Employees' Salaries	2904	5500	5500	6000	6500	6500
	102	Permanent Unclassified Employees' Salaries	18230	32563	32563	38000	42000	45000
	105	Personal Cost of Living Allowance	36344	24840	24840	30000	33000	35000
	106	Family Allowance	2640	3000	3000	4000	4000	4000
	107	Basic Allowance	5638	0	0	0	0	0
	110	Overtime Allowance	1895	5000	5000	5000	6000	6000
	111	Additional Allowance	1736	11250	11250	11000	12000	12000
	113	Transportation Allowance	990	2300	2300	5000	5000	5000
	114	Transport Allowance	3000	3900	3900	7000	7000	7000
	116	Employees' bonuses	112482	105000	105000	150000	150000	150000
		Total	185859	193353	193353	256000	265500	270500
2121		Social Security Contributions						
	301	Social Security	8000	6000	6000	8000	9000	10000
		Total	8000	6000	6000	8000	9000	10000
22		Use of Goods and Services						
2211		Use of Goods and Services						
	201	Rents	46000	60000	60000	60000	60000	60000
	202	Telecommunications Services	2857	6000	6000	5000	6000	7000
	203	Water	2999	2000	2000	2000	3000	3000
	204	Electricity	9999	15000	15000	16000	17000	18000
	205	Fuels	5629	10000	10000	15000	16000	17000
	206	Maintenance of Machines, furniture and acco	3639	5000	5000	5000	6000	7000
	207	Maintenance of Vehicles, Heavy Duty Mach	1206	2000	2000	4000	5000	5000
	208	Repair and maintenance of buildings and ac	2244	5000	5000	5000	5000	5000
	209	Office Supplies	3458	8000	8000	8000	9000	10000
	210	Raw materials (Medicines, Clothes, Food, F	4969	5000	5000	10000	11000	11000
	211	Cleaning Services and supplies (including	0	1000	1000	1000	1000	1000
	212	Insurance	0	1000	1000	1000	1000	1000
	213	Official Travel Missions	0	1000	1000	4000	4000	4000
	214	Other goods and services expenses	19984	20000	20000	19000	19000	20000
		Total	102984	141000	141000	155000	163000	169000
28		Other expenditures						
2821		Other current expenses						
	305	Non-Employees' Bonuses	36000	50000	50000	37000	37000	37000
		Total	36000	50000	50000	37000	37000	37000
		Total of Activity	332843	390353	390353	456000	474500	486500
		Total of Program	332843	390353	390353	456000	474500	486500
		Total of Chapter	39156322	44149219	43361000	46769000	48044500	49357000

Overall Summary of Capital Expenditures For The Years 2011 - 2015

Chapter : 1101 Ministry of Justice

(In JDs)

Group	Item	Description	Actual 2011	Estimated 2012	Re-Estimated 2012	Estimated 2013	Indicative 2014	Indicative 2015
		Expenditures						
22		Use of Goods and Services						
2211		Use of Goods and Services						
	510	Buildings and facilities repair and maintenance	298077	310000	300000	410000	285000	148000
	512	Operating and maintenance Expenses	4735775	4762000	4317000	4645000	4558000	4560000
Total			5033852	5072000	4617000	5055000	4843000	4708000
28		Other expenditures						
2822		Other Capital expenditures						
	504	Studies, Researches and Consultations	0	5000	1000	5000	1000	1000
Total			0	5000	1000	5000	1000	1000
		Fixed Assets						
31		Non-financial Assets						
3111		Buildings and Constructions						
	508	Works and Constructions	6659265	4745000	2530000	2300000	1523000	0
Total			6659265	4745000	2530000	2300000	1523000	0
3112		Machinery and Equipment						
	505	Equipments, Machines and Apparatus	305842	583000	488000	615000	315000	116000
Total			305842	583000	488000	615000	315000	116000
3113		Other Fixed Assets						
	511	Equipping and furnishing	118511	160000	139000	116000	65000	85000
Total			118511	160000	139000	116000	65000	85000
3141		Lands						
	507	Lands	0	3900	0	0	0	0
Total			0	3900	0	0	0	0
Total of Chapter			12117470	10568900	7775000	8091000	6747000	4910000

Capital Expenditures According to Program and Projects For the years 2011 - 2015

Chapter : 1101 Ministry of Justice

(In JDs)

Program 1801 Administration and Support Services								
Project		001 Administration Project						
Fund Source		102001 Capital (Treasury)						
Group	item	Description	Actual 2011	Estimated 2012	Re-Estimated 2012	Estimated 2013	Indicative 2014	Indicative 2015
22		Use of Goods and Services						
2211		Use of Goods and Services						
	510	Buildings and facilities repair and maintenance						
	008	Miscellaneous buildings maintenance	19975	10000	10000	10000	0	0
		Total of Item	19975	10000	10000	10000	0	0
	512	Operating and maintenance Expenses						
	008	Training expenses	33423	50000	50000	50000	53000	60000
	011	Capacity building expenses	3315634	3320000	3320000	3450000	3450000	3450000
		Total of Item	3349057	3370000	3370000	3500000	3503000	3510000
31		Non-financial Assets						
3112		Machinery and Equipment						
	505	Equipments, Machines and Apparatus						
	001	Computers and accessories	265478	500000	440000	500000	240000	0
		Total of Item	265478	500000	440000	500000	240000	0
3113		Other Fixed Assets						
	511	Equipping and furnishing						
	999	n.e.c	19948	10000	10000	11000	0	0
		Total of Item	19948	10000	10000	11000	0	0
		Total of Project / Treasury	3654458	3890000	3830000	4021000	3743000	3510000
		Total of Program	3654458	3890000	3830000	4021000	3743000	3510000

Capital Expenditures According to Program and Projects For the years 2011 - 2015

Chapter : 1101 Ministry of Justice

(In JDs)

Program 1805 Order and Justice								
Project		001 Order and Justice Program Administration Project						
Fund Source		102001 Capital (Treasury)						
Group	item	Description	Actual 2011	Estimated 2012	Re-Estimated 2012	Estimated 2013	Indicative 2014	Indicative 2015
22		Use of Goods and Services						
2211		Use of Goods and Services						
	510	Buildings and facilities repair and maintenance						
	009	Miscellaneous buildings repair and renovation	278102	300000	290000	400000	285000	148000
		Total of Item	278102	300000	290000	400000	285000	148000
	512	Operating and maintenance Expenses						
	014	Archiving and Documentation	0	300000	250000	300000	300000	300000
	999	n.e.c	669709	202000	122000	130000	50000	50000
		Total of Item	669709	502000	372000	430000	350000	350000
28		Other expenditures						
2822		Other Capital expenditures						
	504	Studies, Researches and Consultations						
	999	n.e.c	0	5000	1000	5000	1000	1000
		Total of Item	0	5000	1000	5000	1000	1000
31		Non-financial Assets						
3112		Machinery and Equipment						
	505	Equipments, Machines and Apparatus						
	006	General Safety Apparatus and Equipment	441	10000	5000	10000	10000	11000
	999	n.e.c	39923	50000	40000	50000	60000	100000
		Total of Item	40364	60000	45000	60000	70000	111000
3113		Other Fixed Assets						
	511	Equipping and furnishing						
	999	n.e.c	98563	150000	129000	100000	60000	80000
		Total of Item	98563	150000	129000	100000	60000	80000
3141		Lands						
	507	Lands						
	001	Lands Expropriation and Purchasing	0	3900	0	0	0	0
		Total of Item	0	3900	0	0	0	0
		Total of Project / Treasury	1086738	1020900	837000	995000	766000	690000
Project		002 Justice Palace air conditioning system						
Fund Source		102001 Capital (Treasury)						
Group	item	Description	Actual 2011	Estimated 2012	Re-Estimated 2012	Estimated 2013	Indicative 2014	Indicative 2015
31		Non-financial Assets						
3112		Machinery and Equipment						
	505	Equipments, Machines and Apparatus						
	999	n.e.c	0	20000	0	50000	0	0
		Total of Item	0	20000	0	50000	0	0
		Total of Project / Treasury	0	20000	0	50000	0	0
Project		005 Establishment of Criminal Courts building						
Fund Source		102001 Capital (Treasury)						
Group	item	Description	Actual 2011	Estimated 2012	Re-Estimated 2012	Estimated 2013	Indicative 2014	Indicative 2015
31		Non-financial Assets						
3111		Buildings and Constructions						
	508	Works and Constructions						
	013	Miscellaneous Buildings Construction	17613	10000	0	0	0	0
		Total of Item	17613	10000	0	0	0	0
		Total of Project / Treasury	17613	10000	0	0	0	0

Capital Expenditures According to Program and Projects For the years 2011 - 2015

Chapter : 1101 Ministry of Justice

(In JDs)

Program 1805 Order and Justice								
Project		008 Establishing the building of Justice Palace in Madaba						
Fund Source		102001 Capital (Treasury)						
Group	item	Description	Actual 2011	Estimated 2012	Re-Estimated 2012	Estimated 2013	Indicative 2014	Indicative 2015
31		Non-financial Assets						
3111		Buildings and Constructions						
	508	Works and Constructions						
	013	Miscellaneous Buildings Construction	1339849	680000	580000	500000	307000	0
		Total of Item	1339849	680000	580000	500000	307000	0
		Total of Project / Treasury	1339849	680000	580000	500000	307000	0
Project		009 Establishing the building of Justice Palace in Zarqa						
Fund Source		102001 Capital (Treasury)						
Group	item	Description	Actual 2011	Estimated 2012	Re-Estimated 2012	Estimated 2013	Indicative 2014	Indicative 2015
31		Non-financial Assets						
3111		Buildings and Constructions						
	508	Works and Constructions						
	013	Miscellaneous Buildings Construction	2085055	1600000	550000	600000	0	0
		Total of Item	2085055	1600000	550000	600000	0	0
		Total of Project / Treasury	2085055	1600000	550000	600000	0	0
Project		010 Establishing the building of Justice Palace in Rusaifa						
Fund Source		102001 Capital (Treasury)						
Group	item	Description	Actual 2011	Estimated 2012	Re-Estimated 2012	Estimated 2013	Indicative 2014	Indicative 2015
31		Non-financial Assets						
3111		Buildings and Constructions						
	508	Works and Constructions						
	013	Miscellaneous Buildings Construction	1149937	975000	800000	700000	1216000	0
		Total of Item	1149937	975000	800000	700000	1216000	0
		Total of Project / Treasury	1149937	975000	800000	700000	1216000	0
Project		011 Establishing the building of Justice Palace in Ajloun						
Fund Source		102001 Capital (Treasury)						
Group	item	Description	Actual 2011	Estimated 2012	Re-Estimated 2012	Estimated 2013	Indicative 2014	Indicative 2015
31		Non-financial Assets						
3111		Buildings and Constructions						
	508	Works and Constructions						
	013	Miscellaneous Buildings Construction	2066811	1480000	600000	500000	0	0
		Total of Item	2066811	1480000	600000	500000	0	0
		Total of Project / Treasury	2066811	1480000	600000	500000	0	0
Project		017 Activating and developing the technical office and providing it with competences						
Fund Source		102001 Capital (Treasury)						
Group	item	Description	Actual 2011	Estimated 2012	Re-Estimated 2012	Estimated 2013	Indicative 2014	Indicative 2015
22		Use of Goods and Services						
2211		Use of Goods and Services						
	512	Operating and maintenance Expenses						
	999	n.e.c	0	15000	0	10000	0	0
		Total of Item	0	15000	0	10000	0	0
		Total of Project / Treasury	0	15000	0	10000	0	0

Capital Expenditures According to Program and Projects For the years 2011 - 2015

Chapter : 1101 Ministry of Justice

(In JDs)

Program 1805 Order and Justice								
Project		018 Applying the intermediation method in settling civil conflicts						
Fund Source		102001 Capital (Treasury)						
Group	item	Description	Actual 2011	Estimated 2012	Re-Estimated 2012	Estimated 2013	Indicative 2014	Indicative 2015
22		Use of Goods and Services						
2211		Use of Goods and Services						
	512	Operating and maintenance Expenses						
	999	n.e.c	0	15000	0	10000	10000	10000
		Total of Item	0	15000	0	10000	10000	10000
		Total of Project / Treasury	0	15000	0	10000	10000	10000
Project		019 Reviewing and developing legislations and implementing them						
Fund Source		102001 Capital (Treasury)						
Group	item	Description	Actual 2011	Estimated 2012	Re-Estimated 2012	Estimated 2013	Indicative 2014	Indicative 2015
22		Use of Goods and Services						
2211		Use of Goods and Services						
	512	Operating and maintenance Expenses						
	999	n.e.c	0	5000	0	5000	5000	0
		Total of Item	0	5000	0	5000	5000	0
		Total of Project / Treasury	0	5000	0	5000	5000	0
Total of Program			7746003	5820900	3367000	3370000	2304000	700000

Capital Expenditures According to Program and Projects For the years 2011 - 2015

Chapter : 1101 Ministry of Justice

(In JDs)

Program 1810 Jordanian Judicial Institute								
Project		001 Jordanian Judicial Institute Program Administration Project						
Fund Source		102001 Capital (Treasury)						
Group	item	Description	Actual 2011	Estimated 2012	Re-Estimated 2012	Estimated 2013	Indicative 2014	Indicative 2015
22		Use of Goods and Services						
2211		Use of Goods and Services						
	512	Operating and maintenance Expenses						
	008	Training expenses	0	25000	25000	40000	40000	40000
		Total of Item	0	25000	25000	40000	40000	40000
31		Non-financial Assets						
3112		Machinery and Equipment						
	505	Equipments, Machines and Apparatus						
	999	n.e.c	0	3000	3000	5000	5000	5000
		Total of Item	0	3000	3000	5000	5000	5000
3113		Other Fixed Assets						
	511	Equipping and furnishing						
	999	n.e.c	0	0	0	5000	5000	5000
		Total of Item	0	0	0	5000	5000	5000
		Total of Project / Treasury	0	28000	28000	50000	50000	50000
Project		003 Judges of the Future						
Fund Source		102001 Capital (Treasury)						
Group	item	Description	Actual 2011	Estimated 2012	Re-Estimated 2012	Estimated 2013	Indicative 2014	Indicative 2015
22		Use of Goods and Services						
2211		Use of Goods and Services						
	512	Operating and maintenance Expenses						
	011	Capacity building expenses	717009	830000	550000	650000	650000	650000
		Total of Item	717009	830000	550000	650000	650000	650000
		Total of Project / Treasury	717009	830000	550000	650000	650000	650000
		Total of Program	717009	858000	578000	700000	700000	700000
		Total of Chapter	12117470	10568900	7775000	8091000	6747000	4910000