

Chapter : 2401 Ministry of Environment

- Creation:** The Ministry of Environment was established on 17/1/2003 as per the temporary environment protection law no.(1) for 2003.
- Vision :** An ideal ministry on both national and regional levels, capable of protecting and sustaining the environment, and contributing to enhancing the quality of life.
- Mission:** Enhancing and maintaining the quality of Jordanian environment, preserving natural resources, and contributing to achieving sustainable development, through preparing and developing control policies, legislations, strategies, and programs that are executable, in addition to introducing environmental concepts in the national development plans.

Tasks of the Ministry / Department:

- Contribute to achieving the sustainable development in merging the environment concepts in the national development plans.
- Develop policies and legislations to preserve and protect environment.
- Develop and implement information management programs through gathering, disseminate and analyze environment.
- Support national, regional and international cooperation with the concerned national, regional and international entities.
- Coordinate the national efforts aiming at protecting environment including drawing up national strategy for environment awareness, education and communication as well as transferring, using and providing environmental information and taking the required steps for this end.
- Enhance relations among the kingdom, arab, regional and international countries and organizations in the affairs related to preserving environment.
- Prepare environmental plans.
- Enhance and develop the Ministry's capacities to enable it to perform its tasks and implement its vision and mission.
- Enhance environment culture and awareness in different awareness means.
- Enhance control and inspection and legislations application to limit the negative effects on environment.

Ministry/Department Contribution to the Achievement of the National Objectives:

- Biodiversity and natural reservation through increasing rate of environmental systems representation in natural reservations network.

Major Issues and Challenges which face the Ministry / Department:

- Following no efficient tools and proper methods to manage wastes in all types.
- Increase in air pollutants concentration resulting from increased growth in industry, transport and energy sectors.
- Urbanization on agricultural lands.
- Environmental awareness weakness and environmental concepts inside different sectors and institutions.
- Delay in the issuance of some environmental legislations.
- The absence of the application of integrated management methodology for the natural water systems and merging within the other sector policies.
- Increased pollution resulting from the noncompliance of developmental facilities in environmental conditions.
- Limited financial resources of investment in modern technologies.
- Not linking environmental degradation with the national economy.
- Soil degradation and expansion of desert encroachment.
- The absence of integrated management methodology application of the natural water systems and its integration within the other sector policies.

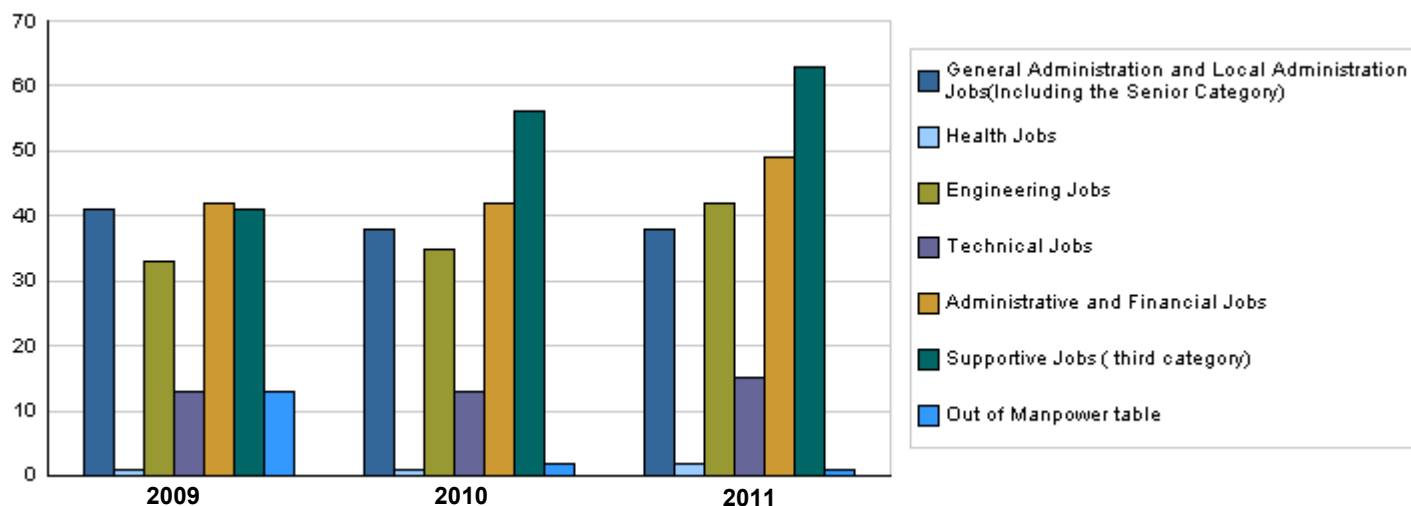
CHAPTER : 2401 Ministry of Environment

Strategic Objectives and Performance Indicators of the Ministry / Department

Strategic Objective	Performance Indicator	base year	Value	Actual Value	Target Value	Primary Self Evaluation	Target Value		
				2009	2010		2010	2011	2012
1 - Enhancing the Ministry's institutional capacities.	1 The Kingdom's ranking internationally in the field of sustainable environment.	2006	%70	%75	%80	%80	%85	%90	%90
2 - Protecting and sustaining the environment elements.	1 Percentage of industrial and dangerous wastes treated in a safely environmental manner.	2006	%5	%25	%35	%35	%60	%65	%65
3 - Developing and executing environmental policies and legislations.	1 Number of legislations issued in pursuant to the environment law.	2006	17	21	23	23	24	26	28
	2 Number of achieved projects procedures.	2006	510	600	700	853	900	900	900

Number of Staff of the Ministry / Department

Group	Job	Actual 2009			Primary 2010			Estimated 2011		
		Male	Female	Total	Male	Female	Total	Male	Female	Total
General Administration and Local Administration	Supervisory and Leadership jobs	38	3	41	36	2	38	36	2	38
Health Jobs	Physician	1	0	1	1	0	1	2	0	2
Engineering Jobs	Engineer	27	6	33	28	7	35	34	8	42
Technical Jobs	Technical jobs	9	4	13	9	4	13	11	4	15
Administrative and Financial Jobs	Administrative and financial jobs	30	12	42	30	12	42	36	13	49
Supportive Jobs (third category)	Assistant administrative services	39	2	41	54	2	56	57	6	63
Total		144	27	171	158	27	185	176	33	209
Out of Manpower table	Daily working	13	0	13	2	0	2	1	0	1
Grand Total		157	27	184	160	27	187	177	33	210
Total Cost of Salaries		720800	135172	855972	768600	131400	900000	872000	165600	1037600



Key Information of the Ministry / Department

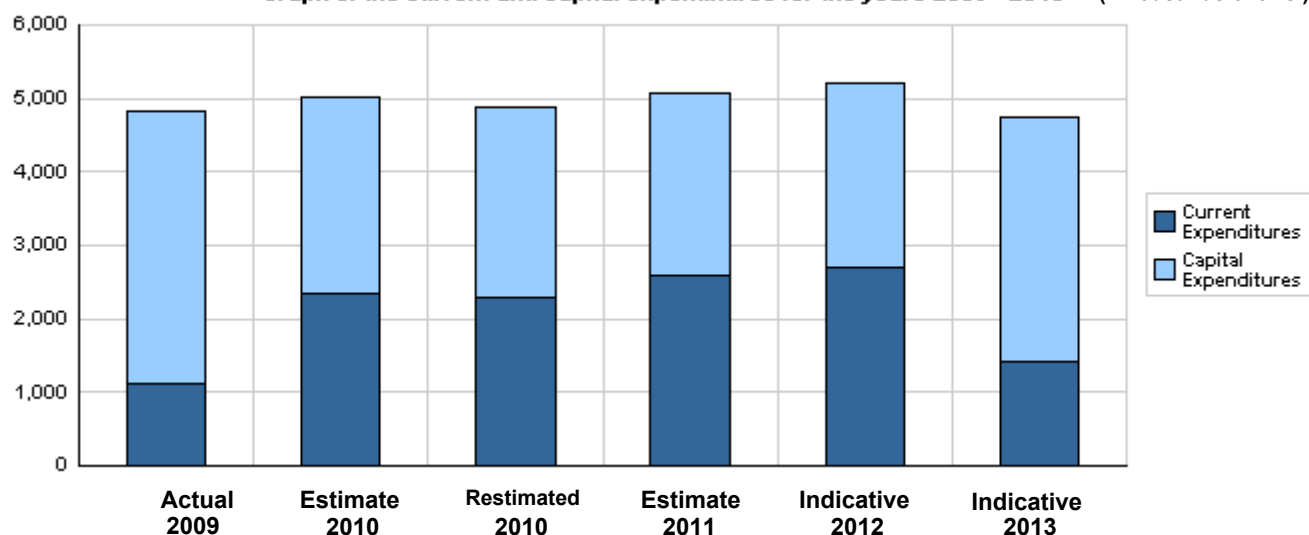
No.	Description
1	Study the effect of pesticides on environment.
2	Increase the effectiveness of recycling solid wastes.
3	Re-qualifying phosphate hills.
4	Dealing with urgent cases of hazardous materials and wastes.
5	Prepare environment condition and environment indicators report.

**Overall Summary of Expenditures for Chapter 2401- Ministry of Environment
for the years 2009 - 2013**

(In JDs)

Description		Actual 2009	Estimate 2010	Re_Estimate 2010	Estimate 2011	Indicative 2012 2013	
Group	Current Expenditures						
2111	Salaries, Wages and allowances	804,920	840,000	840,000	968,686	988,000	1,010,000
2121	Social Security Contributions	51,052	60,000	60,000	68,600	78,800	83,800
2211	Use of Goods and Services	189,274	203,000	162,000	195,000	227,000	251,000
2821	Other current expenses	59,063	64,000	64,000	64,000	65,000	65,000
Total current expenditures		1,104,309	1,167,000	1,126,000	1,296,286	1,358,800	1,409,800
Capital Expenditures							
2111	Salaries, Wages and allowances	38,437	39,000	39,000	6,600	6,600	6,700
2121	Social Security Contributions	4,718	6,000	6,000	950	950	850
2211	Use of Goods and Services	2,309,695	1,650,000	1,604,000	1,182,000	1,491,000	1,926,000
2632	Subsidy to other public gov. units/capital	62,500	65,000	65,000	60,000	80,000	80,000
2822	Other Capital expenditures	456,836	520,000	520,000	551,000	715,000	725,000
3111	Buildings and Constructions	772,109	395,000	345,000	643,000	130,000	240,000
3112	Machinery and Equipment	70,674	11,000	11,000	33,690	62,000	310,000
3113	Other Fixed Assets	2,262	0	0	5,000	5,000	50,000
Total capital expenditures		3,717,231	2,686,000	2,590,000	2,482,240	2,490,550	3,338,550
Treasury		3,717,231	2,686,000	2,590,000	2,482,240	2,490,550	3,338,550
Total current and capital expenditures		4,821,540	3,853,000	3,716,000	3,778,526	3,849,350	4,748,350

Graph of the current and capital expenditures for the years 2009 - 2013 (Thousands of JDs)

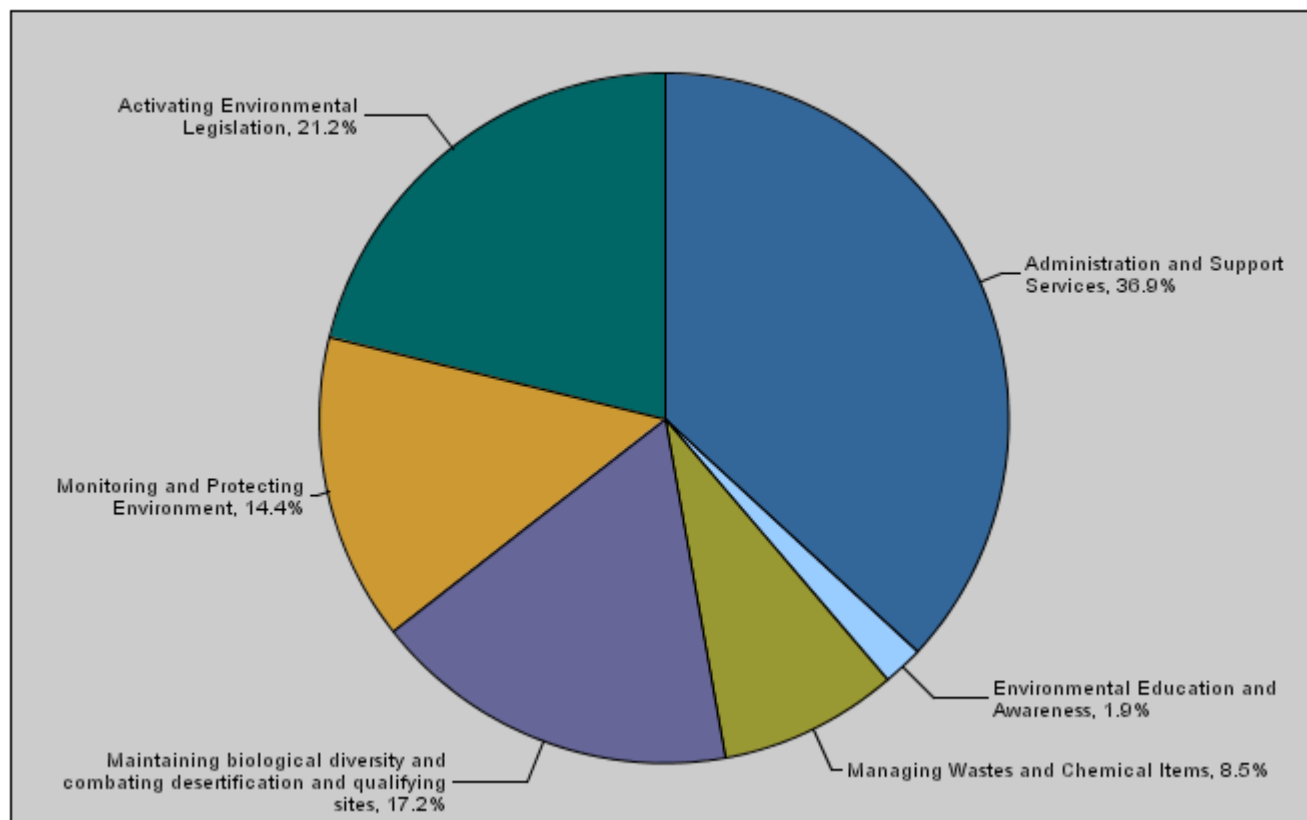


**Budget of Chapter 2401 - Ministry of Environment
For the Year 2011 Distributed According to Program**

(In JD's)

Prog.	Description	Current Expenditure	Capital Expenditure	Total Expenditures
4301	Administration and Support Services	1,296,286	96,890	1,393,176
4305	Environmental Education and Awareness	0	70,000	70,000
4310	Managing Wastes and Chemical Items	0	320,350	320,350
4315	Maintaining biological diversity and combating desertification and qualifying sites	0	650,000	650,000
4320	Monitoring and Protecting Environment	0	545,000	545,000
4325	Activating Environmental Legislation	0	800,000	800,000
Total		1,296,286	2,482,240	3,778,526

Total Expenditures for the year 2011 Distributed According to Program



Estimated Allocations For Females distributed according to Programs for the Years 2009 - 2013

Program	2009	2010	2011	2012	2013
4301 Administration and Support Services	174,300	164,000	198,000	207,000	216,000
Total	174,300	164,000	198,000	207,000	216,000

Budget Chapter 2401 - Ministry of Environment Distributed According to the Program

4301	Administration and Support Services Program
Objective of the program :	
To enhance and develop the Ministry's capacities and provide the necessary financial and administrative services for the remaining programs.	
The strategic objective related to the program :	
To upgrade the institutional capacity of the Ministry.	
Directorates associated with the program :	
<ul style="list-style-type: none"> - Financial affairs. - Administrative affairs. - Tenders and procurement. - Warehouses. 	
Services provided by the program :	
<ul style="list-style-type: none"> - Improve the capacities of the Ministry of environment on the institutional, administrative and technical aspect and expand the efficiency of the Ministry's work through governorates directorates. - Develop institutional and individual performance in the Ministry's headquarters. - Enhance the performance of the environment directorates in governorates. 	
Staff working in the program :	
The program is implemented through a functional staff in 2010 estimated with (83) staff, including (71) males and (12) females .	

Performance Measurement Indicators for program

Performance Measurement Indicator	Base Year	Value	Actual value	Target Value	First Self Evaluation	Target		
			2009	2010	2010	2011	2012	2013
1 Satisfaction degree of service recipients.	2006	%70	%73	%80	%78	%85	%90	%90

Appropriations OF Administration and Support Services Program as Per Activities and Projects. (In JDs)

Activities and Projects	Actual	Estimate	Re_Estimate	Estimate	Indicative	
	2009	2010	2010	2011	2012	2013
Current Expenditures	1,104,309	1,167,000	1,126,000	1,296,286	1,358,800	1,409,800
601 Administrative and Support Service	1,104,309	1,167,000	1,126,000	1,296,286	1,358,800	1,409,800
Capital Expenditures	658,016	220,000	164,000	96,890	120,200	423,200
001 Administration Project	658,016	220,000	164,000	96,890	120,200	423,200
Program / Treasury	658,016	220,000	164,000	96,890	120,200	423,200
Total Program	1,762,325	1,387,000	1,290,000	1,393,176	1,479,000	1,833,000

Budget Chapter 2401 - Ministry of Environment Distributed According to the Program

4305	Environmental Education and Awareness Program
Objective of the program :	
Environmental awareness directed for targeted social categories and increased environmental culture and awareness.	
The strategic objective related to the program :	
To develop and apply environmental policies and legislations.	
Directorates associated with the program :	
<ul style="list-style-type: none"> - Communication. - Media office. - Technical directorates. 	
Services provided by the program :	
<ol style="list-style-type: none"> 1- Develop integrated program for environmental awareness directed to different social categories in all printable and audible means. 2- Integrate environmental concepts in the school curricula in coordination with the Ministry of Education. 3- Coordinate with the partner authorities from civil society organizations and private sector to achieve the Ministry's objectives. 	
Staff working in the program :	
The program is implemented through a functional staff in 2010 estimated with (8) staff, including (5) males and (3) females .	

Performance Measurement Indicators for program

Performance Measurement Indicator	Base Year	Value	Actual value	Target Value	First Self Evaluation	Target		
			2009	2010	2010	2011	2012	2013
1 Number of implemented awareness programs.	2006	2	4	3	3	4	4	4

Appropriations OF Environmental Education and Awareness Program as Per Activities and Projects. (In JDs)

Activities and Projects	Actual 2009	Estimate 2010	Re_Estimate 2010	Estimate 2011	Indicative	
					2012	2013
Current Expenditures	0	0	0	0	0	0
Capital Expenditures	84,106	130,000	90,000	70,000	100,000	80,000
001 Environmental Awareness	46,306	90,000	50,000	35,000	50,000	40,000
002 Cleaning activity in the Kingdom - N	37,800	40,000	40,000	35,000	50,000	40,000
Program / Treasury	84,106	130,000	90,000	70,000	100,000	80,000
Total Program	84,106	130,000	90,000	70,000	100,000	80,000

Budget Chapter 2401 - Ministry of Environment Distributed According to the Program

4310	Managing Wastes and Chemical Items Program
Objective of the program :	
To set out policies related to hazardous materials and get rid of hazardous and hard wastes.	
The strategic objective related to the program :	
To protect and maintain the environment components.	
Directorates associated with the program :	
1- Chemical materials and wastes management.	
2- Environment directorates in the governorates.	
3- The Ministry's directorates (inspection and evaluation).	
Services provided by the program :	
1- Complete the hazardous wastes treatments center project/ in cooperation with the private sector (BOOT).	
2- Accumulate, store and transfer generating hazardous wastes in the public sectors environmentally accurate.	
3- Improve the solid wastes management and maximize benefit. through recycling and separation.	
Staff working in the program :	
The program is implemented through a functional staff in 2010 estimated with (17) staff, including (15) males and (2) females .	

Performance Measurement Indicators for program

Performance Measurement Indicator	Base Year	Value	Actual value	Target Value	First Self Evaluation	Target		
			2009	2010	2010	2011	2012	2013
1 Percentage of overall industrial wastes which are collected and transferred in order to be treated in environmentally proper manner.	2006	%5	%8	%10	%10	%15	%25	%30
2 Percentage of overall medical wastes which are collected and transferred in order to be treated in environmentally proper manner.	2006	%53	%60	%80	%70	%80	%85	%90

Appropriations OF Managing Wastes and Chemical Items Program as Per Activities and Projects. (In JDs)

Activities and Projects	Actual	Estimate	Re_Estimate	Estimate	Indicative	
	2009	2010	2010	2011	2012	2013
Current Expenditures	0	0	0	0	0	0
Capital Expenditures	423,904	511,000	511,000	320,350	640,350	675,350
001 Survey of quantity and quality of da	0	5,000	5,000	5,000	10,000	10,000
002 Monitoring bore water quality	23,490	25,000	25,000	23,000	30,000	30,000
003 Studying the impact of pesticides or	47,846	60,000	60,000	60,000	70,000	90,000
004 Developing Waste Dumping/Akaider	11,000	5,000	5,000	8,000	20,000	50,000
005 Central Station for Treating Industri	150,000	200,000	200,000	10,000	50,000	50,000
006 Increasing the efficiency of recyclin	0	3,000	3,000	8,000	50,000	50,000
007 Assisting emergency cases from da	3,495	5,000	5,000	8,000	25,000	25,000
008 Developing and managing waste an	74,192	50,000	50,000	25,000	100,000	100,000
009 Hazardous Wastes Treatment Cente	113,881	158,000	158,000	120,350	200,350	240,350
010 Building the national capacities in th	0	0	0	20,000	15,000	10,000
011 Develop the system for collect and r	0	0	0	8,000	20,000	20,000
012 Wastes general framework law	0	0	0	25,000	50,000	0
Program / Treasury	423,904	511,000	511,000	320,350	640,350	675,350
Total Program	423,904	511,000	511,000	320,350	640,350	675,350

Budget Chapter 2401 - Ministry of Environment Distributed According to the Program

4315	Maintaining biological diversity and combating desertification and qualifying sites Program								
Objective of the program :									
To achieve the sustainable development through programs and plans to re-qualify the degraded environmental regulations.									
The strategic objective related to the program :									
To protect and maintain environment's components.									
Directorates associated with the program :									
1- Environment in governorates. 2- Environmental inspection and control. 3- Policies.									
Services provided by the program :									
1- Develop plans and programs to re-habilitate the damaged environmental sites. 2- Make the national scheme for lands usage/ Ajloun. 3-Document the local knowledge about fighting afforestation. 4- Complete the national network of the reserved areas.									
Staff working in the program :									
The program is implemented through a functional staff in 2010 estimated with (6) staff, including (6) males and (0) females .									
Performance Measurement Indicators for program									
Performance Measurement Indicator		Base Year	Value	Actual value	Target Value	First Self Evaluation	Target		
				2009	2010		2010	2011	2012
1	Number of established reserves.	2006	7	7	8	8	9	10	11
2	Number of qualified sites environmentally.	2006	-	-	2	2	3	4	4
3	Percentage of ecosystems representation in the natural reserves networks.	2006	%5.6	%5.6	%6	%6	%6.3	%6.5	%6.7
Appropriations OF Maintaining biological diversity and combating desertification and qualifying sites Program as Per Activities									
Activities and Projects		Actual 2009	Estimate 2010	Re_Estimate 2010	Estimate 2011	Indicative			
						2012	2013		
Current Expenditures		0	0	0	0	0	0		
Capital Expenditures		219,000	65,000	65,000	650,000	75,000	160,000		
001	Developing Plans and programs for	10,000	0	0	0	0	0		
002	Social and economic surveys for dr	10,000	0	0	0	0	0		
003	Documenting local knowledge about	9,000	0	0	5,000	20,000	20,000		
004	The National Plan for Land Usage	115,000	10,000	10,000	5,000	5,000	0		
005	Completing the National Net for Pro	30,000	35,000	35,000	20,000	30,000	80,000		
006	Establishing Jordanian Database fo	5,000	0	0	0	0	0		
007	Complete management project for r	0	5,000	5,000	5,000	5,000	5,000		
008	Re-qualifying phosphate hills	0	5,000	5,000	590,000	5,000	5,000		
010	Establishing the forest of the Minist	40,000	10,000	10,000	10,000	10,000	50,000		
011	Government contribution in instituti	0	0	0	15,000	0	0		
Program / Treasury		219,000	65,000	65,000	650,000	75,000	160,000		
Total Program		219,000	65,000	65,000	650,000	75,000	160,000		

Budget Chapter 2401 - Ministry of Environment Distributed According to the Program

4320	Monitoring and Protecting Environment Program
-------------	--

Objective of the program :

To apply laws, policies, control and inspection through enhancing the environmental monitoring and evaluation in the industrial areas and refinement plants, study air quality and prepare a report on environment condition.

The strategic objective related to the program :

To protect and sustain environment's components.

Directorates associated with the program :

- 1- Monitoring and evaluation.
- 2- Inspection and law application.
- 3- Licenses and guidance.

Services provided by the program :

- 1- Study the pollutants concentrations resulting from factories in air in the industrial areas.
- 2- Study water quality in Jordan and purification stations of household and industrial waste water, valleys and dams water.
- 3- Prepare reports of environment condition and environmental indicators.
- 4- Establish e- system to control the concentrations of air pollutants through establishing monitoring stations distributed on the main areas in the Kingdom.

Staff working in the program :

The program is implemented through a functional staff in 2010 estimated with (4) staff, including (4) males and (0) females .

Performance Measurement Indicators for program

Performance Measurement Indicator		Base Year	Value	Actual value	Target Value	First Self Evaluation	Target		
				2009	2010	2010	2011	2012	2013
1	Percentage of population that their areas are monitored for contaminants.	2006	%5	%25	%35	%35	%60	%65	%65
2	Number of projects funded by the Environment Protection Fund.	2009	0	0	2	0	3	5	6

Appropriations OF Monitoring and Protecting Environment Program as Per Activities and Projects. (In JDs)

Activities and Projects		Actual	Estimate	Re_Estimate	Estimate	Indicative	
		2009	2010	2010	2011	2012	2013
Current Expenditures		0	0	0	0	0	0
Capital Expenditures		484,000	605,000	605,000	545,000	690,000	825,000
001	Studying pollution resulting from factories	166,500	250,000	250,000	225,000	260,000	300,000
002	Studying and examining salt layers	15,000	5,000	5,000	5,000	50,000	50,000
003	Studying and monitoring water quality	175,000	175,000	175,000	175,000	190,000	195,000
005	Establishing Electronic System to Monitor	65,000	100,000	100,000	75,000	100,000	150,000
006	Preparing a Report for environment	0	10,000	10,000	5,000	10,000	50,000
007	National Project for Water Remote Control	62,500	65,000	65,000	60,000	80,000	80,000
Program / Treasury		484,000	605,000	605,000	545,000	690,000	825,000
Total Program		484,000	605,000	605,000	545,000	690,000	825,000

Budget Chapter 2401 - Ministry of Environment Distributed According to the Program

4325	Activating Environmental Legislation Program
-------------	---

Objective of the program :

To enhance monitoring and inspection, to apply laws and policies, as well as to apply and develop environmental laws.

The strategic objective related to the program :

To develop and apply the environmental policies and legislations.

Directorates associated with the program :

- 1- Inspection and law application.
- 2- Monitoring and evaluation.
- 3- Licenses and guidance.
- 4- Environment protection(Environmental police).

Services provided by the program :

- 1- Establish environment protection management (environmental police) through the environmental awareness and implement the decisions related to conditions imposing risks and removing environmental violations.
- 2- Grant the environmental approvals for industrial and investment facilities and evaluate the environmental impact.
- 3- Environment protection fund through spending fom it on protecting environment and preserving its components.

Staff working in the program :

The program is implemented through a functional staff in 2010 estimated with (67) staff, including (57) males and (10) females .

Performance Measurement Indicators for program

Performance Measurement Indicator	Base Year	Value	Actual value	Target Value	First Self Evaluation	Target		
			2009	2010	2010	2011	2012	2013
1 Number of areas covered by environment inspection processes.	2008	%15	%25	%60	%55	%75	%80	%85

Appropriations OF Activating Environmental Legislation Program as Per Activities and Projects. (In JDs)

Activities and Projects	Actual	Estimate	Re_Estimate	Estimate	Indicative	
	2009	2010	2010	2011	2012	2013
Current Expenditures	0	0	0	0	0	0
Capital Expenditures	1,848,205	1,155,000	1,155,000	800,000	865,000	1,175,000
001 Establishing environmental police	1,796,745	1,000,000	1,000,000	720,000	750,000	1,000,000
002 Developing and carrying out program	0	50,000	50,000	15,000	30,000	50,000
003 Licensing and Assessment Committee	51,460	65,000	65,000	55,000	75,000	75,000
004 Environment protection fund	0	25,000	25,000	0	0	0
005 King Abdullah II rewards for unique	0	15,000	15,000	10,000	10,000	50,000
Program / Treasury	1,848,205	1,155,000	1,155,000	800,000	865,000	1,175,000
Total Program	1,848,205	1,155,000	1,155,000	800,000	865,000	1,175,000

Chapter :2401 Ministry of Environment

Vision An ideal ministry on both national and regional levels, capable of protecting and sustaining the environment, and contributing to enhancing the quality of life.

Mission Enhancing and maintaining the quality of Jordanian environment, preserving natural resources, and contributing to achieving sustainable development, through preparing and developing control policies, legislations, strategies, and programs that are executable, in addition to introducing environmental concepts in the national development plans.

Legal Framework : Law No. (52) for the year 2006.

Strategic Plan :

Preparation Year :2007

Period Covered By The Plan :2007-2013

Strategic Objectives / Performance Indicators

Strategic Objectives Description	Performance Measurement Indicators	Base Value		Actual Value	Target Value	Initial Internal Evaluatio	Target		
		Base Year	Value				2009	2010	2011
		1 - Enhancing the Ministry's institutional capacities.	1 The Kingdom's ranking internationally in the field of sustainable environment.	2006	%70	%75	%80	%80	%85
2 - Protecting and sustaining the environment elements.	1 Percentage of industrial and dangerous wastes treated in a safely environmental manner.	2006	%5	%25	%35	%35	%60	%65	%65
3 - Developing and executing environmental policies and legislations.	1 Number of legislations issued in pursuant to the environment law.	2006	17	21	23	23	24	26	28
	2 Number of achieved projects procedures.	2006	510	600	700	853	900	900	900

Programs / Performance Indicators

Goal	Programs	Description of Performance Indicators	Base Value		Actual Value	Target Value	Initial Internal	Target		
			Base Year	Value				2009	2010	2010
			1	4301 Administration and Support Services	1 Satisfaction degree of service recipients.	2006	%70	%73	%80	%78
4305 Environmental Education and Awareness	1 Number of implemented awareness programs.	2006		2	4	3	3	4	4	4
2	4310 Managing Wastes and Chemical Items	1 Percentage of overall industrial wastes which are collected and transferred in order to be treated in environmentally proper manner.	2006	%5	%8	%10	%10	%15	%25	%30
		2 Percentage of overall medical wastes which are collected and transferred in order to be treated in environmentally proper manner.	2006	%53	%60	%80	%70	%80	%85	%90
	4315 Maintaining biological diversity and combating desertification and qualifying sites	1 Number of established reserves.	2006	7	7	8	8	9	10	11
		2 Number of qualified sites environmentally.	2006	-	-	2	2	3	4	4
		3 Percentage of ecosystems representation in the natural reserves networks.	2006	%5.6	%5.6	%6	%6	%6.3	%6.5	%6.7
4320 Monitoring and Protecting Environment	1 Percentage of population that their areas are monitored for contaminants.	2006	%5	%25	%35	%35	%60	%65	%65	
	2 Number of projects funded by the Environment Protection Fund.	2009	0	0	2	0	3	5	6	
3	4325 Activating Environmental Legislation	1 Number of areas covered by environment inspection processes.	2008	%15	%25	%60	%55	%75	%80	%85

Programs Appropriations

Goal	Programs			Actual	Estimated	Restemated	Estimated	Indecative	Indecative
				2009	2010	2010	2011	2012	2013
1	4301	Administration and Support Services	Current	1104309	1167000	1126000	1296286	1358800	1409800
			Capital	658016	220000	164000	96890	120200	423200
			Total	1762325	1387000	1290000	1393176	1479000	1833000
	4305	Environmental Education and Awareness	Current	0	0	0	0	0	0
			Capital	84106	130000	90000	70000	100000	80000
			Total	84106	130000	90000	70000	100000	80000
2	4310	Managing Wastes and Chemical Items	Current	0	0	0	0	0	0
			Capital	423904	511000	511000	320350	640350	675350
			Total	423904	511000	511000	320350	640350	675350
	4315	Maintaining biological diversity and combating desertification and qualify	Current	0	0	0	0	0	0
			Capital	219000	65000	65000	650000	75000	160000
			Total	219000	65000	65000	650000	75000	160000
	4320	Monitoring and Protecting Environment	Current	0	0	0	0	0	0
			Capital	484000	605000	605000	545000	690000	825000
			Total	484000	605000	605000	545000	690000	825000
3	4325	Activating Environmental Legislation	Current	0	0	0	0	0	0
			Capital	1848205	1155000	1155000	800000	865000	1175000
			Total	1848205	1155000	1155000	800000	865000	1175000
			Total of Current	1104309	1167000	1126000	1296286	1358800	1409800
			Total of Capital	3717231	2686000	2590000	2482240	2490550	3338550
			Total of Chapter	4821540	3853000	3716000	3778526	3849350	4748350

Current Activities Appropriations

Prog.	Projects		Actual	Estimated	Restemated	Estimated	Indecative	Indecative
			2009	2010	2010	2011	2012	2013
4301	601	Administrative and Support Services	1104309	1167000	1126000	1296286	1358800	1409800
		Total of Program	1104309	1167000	1126000	1296286	1358800	1409800
		Total	1104309	1167000	1126000	1296286	1358800	1409800

Capital Projects Appropriations

Prog.	Projects		Actual	Estimated	Restemated	Estimated	Indecative	Indecative
			2009	2010	2010	2011	2012	2013
4301	001	Administration Project	658016	220000	164000	96890	120200	423200
		Total of Program	658016	220000	164000	96890	120200	423200
4305	001	Environmental Awareness	46306	90000	50000	35000	50000	40000
	002	Cleaning activity in the Kingdom - National Eid	37800	40000	40000	35000	50000	40000
		Total of Program	84106	130000	90000	70000	100000	80000
4310	001	Survey of quantity and quality of dangerous chemical and Li	0	5000	5000	5000	10000	10000
	002	Monitoring bore water quality	23490	25000	25000	23000	30000	30000
	003	Studying the impact of pesticides on the environment	47846	60000	60000	60000	70000	90000
	004	Developing Waste Dumping/Akaider Project	11000	5000	5000	8000	20000	50000
	005	Central Station for Treating Industrial Wastewater	150000	200000	200000	10000	50000	50000
	006	Increasing the efficiency of recycling solid waste	0	3000	3000	8000	50000	50000
	007	Assisting emergency cases from dangerous waste	3495	5000	5000	8000	25000	25000
	008	Developing and managing waste and waste re-fills and comb	74192	50000	50000	25000	100000	100000
	009	Hazardous Wastes Treatment Center/Swaqa	113881	158000	158000	120350	200350	240350
	010	Building the national capacities in the field of organic polluta	0	0	0	20000	15000	10000
	011	Develop the system for collect and manage PCs and electric	0	0	0	8000	20000	20000
	012	Wastes general framework law	0	0	0	25000	50000	0
			Total of Program	423904	511000	511000	320350	640350
4315	001	Developing Plans and programs for Re-qualifying Environme	10000	0	0	0	0	0
	002	Social and economic surveys for drought areas and desertifi	10000	0	0	0	0	0
	003	Documenting local knowledge about desertification	9000	0	0	5000	20000	20000
	004	The National Plan for Land Usage	115000	10000	10000	5000	5000	0
	005	Completing the National Net for Protected Areas	30000	35000	35000	20000	30000	80000
	006	Establishing Jordanian Database for Vital Diversification and	5000	0	0	0	0	0
	007	Complete management project for re-qualifying canyons- Zar	0	5000	5000	5000	5000	5000
	008	Re-qualifying phosphate hills	0	5000	5000	590000	5000	5000
	010	Establishing the forest of the Ministry of Environment/Balqa'	40000	10000	10000	10000	10000	50000
	011	Government contribution in institutional capacities developm	0	0	0	15000	0	0
			Total of Program	219000	65000	65000	650000	75000
4320	001	Studying pollution resulting from factories	166500	250000	250000	225000	260000	300000
	002	Studying and examining salt layers	15000	5000	5000	5000	50000	50000
	003	Studying and monitoring water quality	175000	175000	175000	175000	190000	195000
	005	Establishing Electronic System to Monitor Pollution	65000	100000	100000	75000	100000	150000
	006	Preparing a Report for environmental status and Environmen	0	10000	10000	5000	10000	50000
	007	National Project for Water Remote Control/High Council for S	62500	65000	65000	60000	80000	80000
			Total of Program	484000	605000	605000	545000	690000
4325	001	Establishing environmental police	1796745	1000000	1000000	720000	750000	1000000
	002	Developing and carrying out programs for inspection of hot s	0	50000	50000	15000	30000	50000
	003	Licensing and Assessment Committees and Environmental li	51460	65000	65000	55000	75000	75000
	004	Environment protection fund	0	25000	25000	0	0	0
	005	King Abdullah II rewards for unique environmental contributi	0	15000	15000	10000	10000	50000
		Total of Program	1848205	1155000	1155000	800000	865000	1175000
		Total	3717231	2686000	2590000	2482240	2490550	3338550

Overall Summary of Current Expenditures for the years 2009 - 2013

Chapter: 2401 Ministry of Environment

(In JDs)

Group	Item	Description	Actual 2009	Estimated 2010	Restimated 2010	Estimated 2011	Indicative 2012	Indicative 2013
21		Compensations of Employees						
2111		Salaries, Wages and allowances						
	101	Classified Employees' Salaries	75435	79000	79000	81000	82000	83000
	102	Permanent Unclassified Employees' Salaries	139609	144000	144000	171000	175000	180000
	103	Contract Employees' Salaries	30900	40000	40000	33000	34000	34000
	105	Personal Cost of Living Allowance	267241	269000	269000	340686	346000	351000
	106	Family Allowance	19996	22000	22000	25000	26000	27000
	107	Basic Allowance	69967	70000	70000	81000	83000	85000
	110	Overtime Allowance	0	1000	1000	1000	1000	1000
	111	Additional Allowance	162239	165000	165000	177000	180000	185000
	112	Other Allowances	690	1000	1000	1000	1000	1000
	113	Transportation Allowance	27320	30000	30000	35000	36000	37000
	114	Transport Allowance	11183	14800	14800	17000	18000	20000
	115	Field Visit Allowance	0	200	200	1000	1000	1000
	116	Employees' bonuses	340	4000	4000	5000	5000	5000
Total			804920	840000	840000	968686	988000	1010000
2121		Social Security Contributions						
	301	Social Security	51052	60000	60000	68600	78800	83800
Total			51052	60000	60000	68600	78800	83800
22		Use of Goods and Services						
2211		Use of Goods and Services						
	201	Rents	21627	26000	23400	26000	28000	28000
	202	Telecommunications Services	32351	26000	20000	30000	35000	40000
	203	Water	1933	5000	3600	4000	5000	5000
	204	Electricity	22944	20000	18000	25000	26000	30000
	205	Fuels	38805	38000	25600	29000	35000	40000
	206	Maintenance of Machines, furniture and ac	4891	7000	6000	6000	7000	8000
	207	Maintenance of Vehicles, Heavy Duty Mach	9365	15000	11500	15000	16000	16000
	208	Repair and maintenance of buildings and a	816	5000	4500	5000	5000	6000
	209	Office Supplies	9566	11000	6000	9000	15000	20000
	210	Raw materials (Medicines, Clothes, Food,	1550	3000	2700	3000	3000	3000
	211	Cleaning Services and supplies (including	17295	18000	16000	17000	22000	23000
	212	Insurance	10517	10000	9000	10000	12000	12000
	213	Official Travel Missions	4533	4000	3700	4000	5000	5000
	214	Other goods and services expenses	13081	15000	12000	12000	13000	15000
Total			189274	203000	162000	195000	227000	251000
28		Other expenditures						
2821		Other current expenses						
	302	Contributions	54916	57000	57000	55000	55000	55000
	303	Scientific Scholarships and Training Cours	2347	4000	4000	6000	5000	5000
	305	Non-Employees' Bonuses	1800	3000	3000	3000	5000	5000
Total			59063	64000	64000	64000	65000	65000
Total of Chapter			1104309	1167000	1126000	1296286	1358800	1409800

Current Expenditures According to Program and Activities For The Years 2009 - 2013

Chapter : 2401 - Ministry of Environment

(In JDs)

Program : 4301 - Administration and Support Services								
Activity : 601 - Administrative and Support Services								
Group	Item	Description	Actual 2009	Estimated 2010	Re-estimated 2010	Estimated 2011	Indicative 2012	Indicative 2013
21		Compensations of Employees						
2111		Salaries, Wages and allowances						
	101	Classified Employees' Salaries	75435	79000	79000	81000	82000	83000
	102	Permanent Unclassified Employees' Salaries	139609	144000	144000	171000	175000	180000
	103	Contract Employees' Salaries	30900	40000	40000	33000	34000	34000
	105	Personal Cost of Living Allowance	267241	269000	269000	340686	346000	351000
	106	Family Allowance	19996	22000	22000	25000	26000	27000
	107	Basic Allowance	69967	70000	70000	81000	83000	85000
	110	Overtime Allowance	0	1000	1000	1000	1000	1000
	111	Additional Allowance	162239	165000	165000	177000	180000	185000
	112	Other Allowances	690	1000	1000	1000	1000	1000
	113	Transportation Allowance	27320	30000	30000	35000	36000	37000
	114	Transport Allowance	11183	14800	14800	17000	18000	20000
	115	Field Visit Allowance	0	200	200	1000	1000	1000
	116	Employees' bonuses	340	4000	4000	5000	5000	5000
		Total	804920	840000	840000	968686	988000	1010000
2121		Social Security Contributions						
	301	Social Security	51052	60000	60000	68600	78800	83800
		Total	51052	60000	60000	68600	78800	83800
22		Use of Goods and Services						
2211		Use of Goods and Services						
	201	Rents	21627	26000	23400	26000	28000	28000
	202	Telecommunications Services	32351	26000	20000	30000	35000	40000
	203	Water	1933	5000	3600	4000	5000	5000
	204	Electricity	22944	20000	18000	25000	26000	30000
	205	Fuels	38805	38000	25600	29000	35000	40000
	206	Maintenance of Machines, furniture and accessories	4891	7000	6000	6000	7000	8000
	207	Maintenance of Vehicles, Heavy Duty Machinery	9365	15000	11500	15000	16000	16000
	208	Repair and maintenance of buildings and accessories	816	5000	4500	5000	5000	6000
	209	Office Supplies	9566	11000	6000	9000	15000	20000
	210	Raw materials (Medicines, Clothes, Food, Fuel)	1550	3000	2700	3000	3000	3000
	211	Cleaning Services and supplies (including cleaning materials)	17295	18000	16000	17000	22000	23000
	212	Insurance	10517	10000	9000	10000	12000	12000
	213	Official Travel Missions	4533	4000	3700	4000	5000	5000
	214	Other goods and services expenses	13081	15000	12000	12000	13000	15000
		Total	189274	203000	162000	195000	227000	251000
28		Other expenditures						
2821		Other current expenses						
	302	Contributions	54916	57000	57000	55000	55000	55000
	303	Scientific Scholarships and Training Courses	2347	4000	4000	6000	5000	5000
	305	Non-Employees' Bonuses	1800	3000	3000	3000	5000	5000
		Total	59063	64000	64000	64000	65000	65000
		Total of Activity	1104309	1167000	1126000	1296286	1358800	1409800
		Total of Program	1104309	1167000	1126000	1296286	1358800	1409800
		Total of Chapter	1104309	1167000	1126000	1296286	1358800	1409800

Overall Summary of Capital Expenditures For The Years 2009 - 2013

chapter : 2401 Ministry of Environment

(In JDs)

Group	Item	Description	Actual 2009	Estimated 2010	Re-Estimated 2010	Estimated 2011	Indicative 2012	Indicative 2013
		Expenditures						
21		Compensations of Employees						
2111		Salaries, Wages and allowances						
	502	Wages	38437	39000	39000	6600	6600	6700
		Total	38437	39000	39000	6600	6600	6700
2121		Social Security Contributions						
	517	Social Security	4718	6000	6000	950	950	850
		Total	4718	6000	6000	950	950	850
22		Use of Goods and Services						
2211		Use of Goods and Services						
	512	Operating and maintenance Expenses	2309695	1650000	1604000	1182000	1491000	1926000
		Total	2309695	1650000	1604000	1182000	1491000	1926000
26		Subsidy/Grants						
2632		Subsidy to other public gov. units/capital						
	509	Subsidy to other public gov. units/capital	62500	65000	65000	60000	80000	80000
		Total	62500	65000	65000	60000	80000	80000
28		Other expenditures						
2822		Other Capital expenditures						
	504	Studies, Researches and Consultations	456836	520000	520000	551000	715000	725000
		Total	456836	520000	520000	551000	715000	725000
		Fixed Assets						
31		Non-financial Assets						
3111		Buildings and Constructions						
	508	Works and Constructions	772109	395000	345000	643000	130000	240000
		Total	772109	395000	345000	643000	130000	240000
3112		Machinery and Equipment						
	505	Equipments, Machines and Apparatus	15174	11000	11000	18690	19000	100000
	506	Vehicles and Heavy Duty Machines	55500	0	0	15000	43000	210000
		Total	70674	11000	11000	33690	62000	310000
3113		Other Fixed Assets						
	511	Equipping and furnishing	2262	0	0	5000	5000	50000
		Total	2262	0	0	5000	5000	50000
		Total of Chapter	3717231	2686000	2590000	2482240	2490550	3338550

Capital Expenditures According to Program and Projects For the years 2009 - 2013

Chapter : 2401 Ministry of Environment

(In JDs)

Program 4301 Administration and Support Services								
Project		001 Administration Project						
Fund Source		102001 Capital (Treasury)						
Group	Item	Description	Actual 2009	Estimated 2010	Re-Estimated 2010	Estimated 2011	Indicative 2012	Indicative 2013
21		Compensations of Employees						
2111		Salaries, Wages and allowances						
	502	Wages						
	001	Wages	18370	18000	18000	2800	2800	2900
		Total of Item	18370	18000	18000	2800	2800	2900
2121		Social Security Contributions						
	517	Social Security						
	001	Social Security	2416	3000	3000	400	400	300
		Total of Item	2416	3000	3000	400	400	300
22		Use of Goods and Services						
2211		Use of Goods and Services						
	512	Operating and maintenance Expense						
	011	Capacity building expenses	11477	3000	3000	10000	10000	10000
	015	Operating systems and software	23113	25000	19000	40000	40000	50000
		Total of Item	34590	28000	22000	50000	50000	60000
31		Non-financial Assets						
3111		Buildings and Constructions						
	508	Works and Constructions						
	013	Miscellaneous Buildings Constru	531189	160000	110000	5000	0	0
		Total of Item	531189	160000	110000	5000	0	0
3112		Machinery and Equipment						
	505	Equipments, Machines and Apparatu						
	001	Computers and accessories	7743	2000	2000	7000	7000	40000
	003	Office apparatus and equipment	2971	2000	2000	6690	7000	40000
	006	General Safety Apparatus and Eq	4460	7000	7000	5000	5000	20000
		Total of Item	15174	11000	11000	18690	19000	100000
	506	Vehicles and Heavy Duty Machines						
	001	Sedans	15500	0	0	0	15000	60000
	003	Pick Up Cars	40000	0	0	15000	28000	150000
		Total of Item	55500	0	0	15000	43000	210000
3113		Other Fixed Assets						
	511	Equipping and furnishing						
	999	n.e.c	777	0	0	5000	5000	50000
		Total of Item	777	0	0	5000	5000	50000
		Total of Project / Treasury	658016	220000	164000	96890	120200	423200
		Total of Program	658016	220000	164000	96890	120200	423200

Capital Expenditures According to Program and Projects For the years 2009 - 2013

Chapter : 2401 Ministry of Environment

(In JDs)

Program 4305 Environmental Education and Awareness								
Project		001 Environmental Awareness						
Fund Source		102001 Capital (Treasury)						
Group	item	Description	Actual 2009	Estimated 2010	Re-Estimated 2010	Estimated 2011	Indicative 2012	Indicative 2013
22		Use of Goods and Services						
2211		Use of Goods and Services						
	512	Operating and maintenance Expense						
	017	Promotion, advertising and PR	46306	90000	50000	35000	50000	40000
		Total of Item	46306	90000	50000	35000	50000	40000
		Total of Project / Treasury	46306	90000	50000	35000	50000	40000
Project		002 Cleaning activity in the Kingdom - National Eid						
Fund Source		102001 Capital (Treasury)						
Group	item	Description	Actual 2009	Estimated 2010	Re-Estimated 2010	Estimated 2011	Indicative 2012	Indicative 2013
22		Use of Goods and Services						
2211		Use of Goods and Services						
	512	Operating and maintenance Expense						
	017	Promotion, advertising and PR	37800	40000	40000	35000	50000	40000
		Total of Item	37800	40000	40000	35000	50000	40000
		Total of Project / Treasury	37800	40000	40000	35000	50000	40000
		Total of Program	84106	130000	90000	70000	100000	80000

Capital Expenditures According to Program and Projects For the years 2009 - 2013

Chapter : 2401 Ministry of Environment

(In JDs)

Program 4310 Managing Wastes and Chemical Items								
Project		001 Survey of quantity and quality of dangerous chemical and Liquid waste						
Fund Source		102001 Capital (Treasury)						
Group	item	Description	Actual 2009	Estimated 2010	Re-Estimated 2010	Estimated 2011	Indicative 2012	Indicative 2013
28		Other expenditures						
2822		Other Capital expenditures						
	504	Studies, Researches and Consultation						
	011	Environmental Studies	0	5000	5000	5000	10000	10000
		Total of Item	0	5000	5000	5000	10000	10000
		Total of Project / Treasury	0	5000	5000	5000	10000	10000
Project		002 Monitoring bore water quality						
Fund Source		102001 Capital (Treasury)						
Group	item	Description	Actual 2009	Estimated 2010	Re-Estimated 2010	Estimated 2011	Indicative 2012	Indicative 2013
28		Other expenditures						
2822		Other Capital expenditures						
	504	Studies, Researches and Consultation						
	011	Environmental Studies	23490	25000	25000	23000	30000	30000
		Total of Item	23490	25000	25000	23000	30000	30000
		Total of Project / Treasury	23490	25000	25000	23000	30000	30000
Project		003 Studying the impact of pesticides on the environment						
Fund Source		102001 Capital (Treasury)						
Group	item	Description	Actual 2009	Estimated 2010	Re-Estimated 2010	Estimated 2011	Indicative 2012	Indicative 2013
28		Other expenditures						
2822		Other Capital expenditures						
	504	Studies, Researches and Consultation						
	011	Environmental Studies	47846	60000	60000	60000	70000	90000
		Total of Item	47846	60000	60000	60000	70000	90000
		Total of Project / Treasury	47846	60000	60000	60000	70000	90000
Project		004 Developing Waste Dumping/Akaider Project						
Fund Source		102001 Capital (Treasury)						
Group	item	Description	Actual 2009	Estimated 2010	Re-Estimated 2010	Estimated 2011	Indicative 2012	Indicative 2013
31		Non-financial Assets						
3111		Buildings and Constructions						
	508	Works and Constructions						
	017	Water Treatment Stations Constr	11000	5000	5000	8000	20000	50000
		Total of Item	11000	5000	5000	8000	20000	50000
		Total of Project / Treasury	11000	5000	5000	8000	20000	50000
Project		005 Central Station for Treating Industrial Wastewater						
Fund Source		102001 Capital (Treasury)						
Group	item	Description	Actual 2009	Estimated 2010	Re-Estimated 2010	Estimated 2011	Indicative 2012	Indicative 2013
31		Non-financial Assets						
3111		Buildings and Constructions						
	508	Works and Constructions						
	017	Water Treatment Stations Constr	150000	200000	200000	10000	50000	50000
		Total of Item	150000	200000	200000	10000	50000	50000
		Total of Project / Treasury	150000	200000	200000	10000	50000	50000

Capital Expenditures According to Program and Projects For the years 2009 - 2013

Chapter : 2401 Ministry of Environment

(In JDs)

Program 4310 Managing Wastes and Chemical Items								
Project		006 Increasing the efficiency of recycling solid waste						
Fund Source		102001 Capital (Treasury)						
Group	item	Description	Actual 2009	Estimated 2010	Re-Estimated 2010	Estimated 2011	Indicative 2012	Indicative 2013
22		Use of Goods and Services						
2211		Use of Goods and Services						
	512	Operating and maintenance Expense						
	999	n.e.c	0	3000	3000	8000	50000	50000
Total of Item			0	3000	3000	8000	50000	50000
Total of Project / Treasury			0	3000	3000	8000	50000	50000
Project		007 Assisting emergency cases from dangerous waste						
Fund Source		102001 Capital (Treasury)						
Group	item	Description	Actual 2009	Estimated 2010	Re-Estimated 2010	Estimated 2011	Indicative 2012	Indicative 2013
22		Use of Goods and Services						
2211		Use of Goods and Services						
	512	Operating and maintenance Expense						
	999	n.e.c	3495	5000	5000	8000	25000	25000
Total of Item			3495	5000	5000	8000	25000	25000
Total of Project / Treasury			3495	5000	5000	8000	25000	25000
Project		008 Developing and managing waste and waste re-fills and combating flies						
Fund Source		102001 Capital (Treasury)						
Group	item	Description	Actual 2009	Estimated 2010	Re-Estimated 2010	Estimated 2011	Indicative 2012	Indicative 2013
22		Use of Goods and Services						
2211		Use of Goods and Services						
	512	Operating and maintenance Expense						
	999	n.e.c	74192	50000	50000	25000	100000	100000
Total of Item			74192	50000	50000	25000	100000	100000
Total of Project / Treasury			74192	50000	50000	25000	100000	100000

Capital Expenditures According to Program and Projects For the years 2009 - 2013

Chapter : 2401 Ministry of Environment

(In JDs)

Program 4310 Managing Wastes and Chemical Items								
Project		009 Hazardous Wastes Treatment Center/Swaqa						
Fund Source		102001 Capital (Treasury)						
Group	item	Description	Actual 2009	Estimated 2010	Re-Estimated 2010	Estimated 2011	Indicative 2012	Indicative 2013
21		Compensations of Employees						
2111		Salaries, Wages and allowances						
	502	Wages						
	001	Wages	20067	21000	21000	3800	3800	3800
		Total of Item	20067	21000	21000	3800	3800	3800
2121		Social Security Contributions						
	517	Social Security						
	001	Social Security	2302	3000	3000	550	550	550
		Total of Item	2302	3000	3000	550	550	550
22		Use of Goods and Services						
2211		Use of Goods and Services						
	512	Operating and maintenance Expense						
	002	Telephone, fax and mail	4266	3000	3000	4000	5000	5000
	003	Water	1223	2000	2000	1000	2000	2000
	005	Fuels	4030	35000	35000	30000	45000	45000
	007	Vehicles and machinery maintenance	5109	20000	20000	15000	25000	25000
	008	Training expenses	2250	2000	2000	2000	5000	5000
	013	Services Contracts	0	20000	20000	10000	25000	25000
	017	Promotion, advertising and PR	346	2000	2000	4000	4000	4000
	999	n.e.c	32883	40000	40000	35000	45000	45000
		Total of Item	50107	124000	124000	101000	156000	156000
31		Non-financial Assets						
3111		Buildings and Constructions						
	508	Works and Constructions						
	013	Miscellaneous Buildings Construction	39920	10000	10000	8000	20000	60000
	015	Restoration, Rehabilitation and Demolition	0	0	0	7000	20000	20000
		Total of Item	39920	10000	10000	15000	40000	80000
3113		Other Fixed Assets						
	511	Equipping and furnishing						
	999	n.e.c	1485	0	0	0	0	0
		Total of Item	1485	0	0	0	0	0
		Total of Project / Treasury	113881	158000	158000	120350	200350	240350
Project		010 Building the national capacities in the field of organic pollutants						
Fund Source		102001 Capital (Treasury)						
Group	item	Description	Actual 2009	Estimated 2010	Re-Estimated 2010	Estimated 2011	Indicative 2012	Indicative 2013
28		Other expenditures						
2822		Other Capital expenditures						
	504	Studies, Researches and Consultation						
	011	Environmental Studies	0	0	0	20000	15000	10000
		Total of Item	0	0	0	20000	15000	10000
		Total of Project / Treasury	0	0	0	20000	15000	10000

Capital Expenditures According to Program and Projects For the years 2009 - 2013

Chapter : 2401 Ministry of Environment

(In JDs)

Program 4310 Managing Wastes and Chemical Items								
Project		011 Develop the system for collect and manage PCs and electric and electronic wastes						
Fund Source		102001 Capital (Treasury)						
Group	item	Description	Actual 2009	Estimated 2010	Re-Estimated 2010	Estimated 2011	Indicative 2012	Indicative 2013
28		Other expenditures						
2822		Other Capital expenditures						
	504	Studies, Researches and Consultation						
	011	Environmental Studies	0	0	0	8000	20000	20000
		Total of Item	0	0	0	8000	20000	20000
		Total of Project / Treasury	0	0	0	8000	20000	20000
Project		012 Wastes general framework law						
Fund Source		102001 Capital (Treasury)						
Group	item	Description	Actual 2009	Estimated 2010	Re-Estimated 2010	Estimated 2011	Indicative 2012	Indicative 2013
28		Other expenditures						
2822		Other Capital expenditures						
	504	Studies, Researches and Consultation						
	011	Environmental Studies	0	0	0	25000	50000	0
		Total of Item	0	0	0	25000	50000	0
		Total of Project / Treasury	0	0	0	25000	50000	0
Total of Program			423904	511000	511000	320350	640350	675350

Capital Expenditures According to Program and Projects For the years 2009 - 2013

Chapter : 2401 Ministry of Environment

(In JDs)

Program 4315 Maintaining biological diversity and combating desertification and qualifying sites								
Project		001 Developing Plans and programs for Re-qualifying Environment Sites and Regulations						
Fund Source		102001 Capital (Treasury)						
Group	item	Description	Actual 2009	Estimated 2010	Re-Estimated 2010	Estimated 2011	Indicative 2012	Indicative 2013
28		Other expenditures						
2822		Other Capital expenditures						
	504	Studies, Researches and Consultation						
	011	Environmental Studies	10000	0	0	0	0	0
Total of Item			10000	0	0	0	0	0
Total of Project / Treasury			10000	0	0	0	0	0
Project		002 Social and economic surveys for drought areas and desertification						
Fund Source		102001 Capital (Treasury)						
Group	item	Description	Actual 2009	Estimated 2010	Re-Estimated 2010	Estimated 2011	Indicative 2012	Indicative 2013
28		Other expenditures						
2822		Other Capital expenditures						
	504	Studies, Researches and Consultation						
	011	Environmental Studies	10000	0	0	0	0	0
Total of Item			10000	0	0	0	0	0
Total of Project / Treasury			10000	0	0	0	0	0
Project		003 Documenting local knowledge about desertification						
Fund Source		102001 Capital (Treasury)						
Group	item	Description	Actual 2009	Estimated 2010	Re-Estimated 2010	Estimated 2011	Indicative 2012	Indicative 2013
28		Other expenditures						
2822		Other Capital expenditures						
	504	Studies, Researches and Consultation						
	011	Environmental Studies	9000	0	0	5000	20000	20000
Total of Item			9000	0	0	5000	20000	20000
Total of Project / Treasury			9000	0	0	5000	20000	20000
Project		004 The National Plan for Land Usage						
Fund Source		102001 Capital (Treasury)						
Group	item	Description	Actual 2009	Estimated 2010	Re-Estimated 2010	Estimated 2011	Indicative 2012	Indicative 2013
22		Use of Goods and Services						
2211		Use of Goods and Services						
	512	Operating and maintenance Expense						
	999	n.e.c	115000	10000	10000	5000	5000	0
Total of Item			115000	10000	10000	5000	5000	0
Total of Project / Treasury			115000	10000	10000	5000	5000	0
Project		005 Completing the National Net for Protected Areas						
Fund Source		102001 Capital (Treasury)						
Group	item	Description	Actual 2009	Estimated 2010	Re-Estimated 2010	Estimated 2011	Indicative 2012	Indicative 2013
22		Use of Goods and Services						
2211		Use of Goods and Services						
	512	Operating and maintenance Expense						
	999	n.e.c	30000	35000	35000	20000	30000	80000
Total of Item			30000	35000	35000	20000	30000	80000
Total of Project / Treasury			30000	35000	35000	20000	30000	80000

Capital Expenditures According to Program and Projects For the years 2009 - 2013

Chapter : 2401 Ministry of Environment

(In JDs)

Program 4315 Maintaining biological diversity and combating desertification and qualifying sites								
Project		006 Establishing Jordanian Database for Vital Diversification and Protected Areas						
Fund Source		102001 Capital (Treasury)						
Group	item	Description	Actual 2009	Estimated 2010	Re-Estimated 2010	Estimated 2011	Indicative 2012	Indicative 2013
22		Use of Goods and Services						
2211		Use of Goods and Services						
	512	Operating and maintenance Expense						
	999	n.e.c	5000	0	0	0	0	0
		Total of Item	5000	0	0	0	0	0
		Total of Project / Treasury	5000	0	0	0	0	0
Project		007 Complete management project for re-qualifying canyons- Zarqa						
Fund Source		102001 Capital (Treasury)						
Group	item	Description	Actual 2009	Estimated 2010	Re-Estimated 2010	Estimated 2011	Indicative 2012	Indicative 2013
31		Non-financial Assets						
3111		Buildings and Constructions						
	508	Works and Constructions						
	015	Restoration, Rehabilitation and D	0	5000	5000	5000	5000	5000
		Total of Item	0	5000	5000	5000	5000	5000
		Total of Project / Treasury	0	5000	5000	5000	5000	5000
Project		008 Re-qualifying phosphate hills						
Fund Source		102001 Capital (Treasury)						
Group	item	Description	Actual 2009	Estimated 2010	Re-Estimated 2010	Estimated 2011	Indicative 2012	Indicative 2013
31		Non-financial Assets						
3111		Buildings and Constructions						
	508	Works and Constructions						
	015	Restoration, Rehabilitation and D	0	5000	5000	590000	5000	5000
		Total of Item	0	5000	5000	590000	5000	5000
		Total of Project / Treasury	0	5000	5000	590000	5000	5000
Project		010 Establishing the forest of the Ministry of Environment/Balqa'						
Fund Source		102001 Capital (Treasury)						
Group	item	Description	Actual 2009	Estimated 2010	Re-Estimated 2010	Estimated 2011	Indicative 2012	Indicative 2013
31		Non-financial Assets						
3111		Buildings and Constructions						
	508	Works and Constructions						
	015	Restoration, Rehabilitation and D	40000	10000	10000	10000	10000	50000
		Total of Item	40000	10000	10000	10000	10000	50000
		Total of Project / Treasury	40000	10000	10000	10000	10000	50000
Project		011 Government contribution in institutional capacities development to implement environ						
Fund Source		102001 Capital (Treasury)						
Group	item	Description	Actual 2009	Estimated 2010	Re-Estimated 2010	Estimated 2011	Indicative 2012	Indicative 2013
22		Use of Goods and Services						
2211		Use of Goods and Services						
	512	Operating and maintenance Expense						
	999	n.e.c	0	0	0	15000	0	0
		Total of Item	0	0	0	15000	0	0
		Total of Project / Treasury	0	0	0	15000	0	0
Total of Program			219000	65000	65000	650000	75000	160000

Capital Expenditures According to Program and Projects For the years 2009 - 2013

Chapter : 2401 Ministry of Environment

(In JDs)

Program 4320 Monitoring and Protecting Environment								
Project		001 Studying pollution resulting from factories						
Fund Source		102001 Capital (Treasury)						
Group	item	Description	Actual 2009	Estimated 2010	Re-Estimated 2010	Estimated 2011	Indicative 2012	Indicative 2013
28		Other expenditures						
2822		Other Capital expenditures						
	504	Studies, Researches and Consultation						
	011	Environmental Studies	166500	250000	250000	225000	260000	300000
		Total of Item	166500	250000	250000	225000	260000	300000
		Total of Project / Treasury	166500	250000	250000	225000	260000	300000
Project		002 Studying and examining salt layers						
Fund Source		102001 Capital (Treasury)						
Group	item	Description	Actual 2009	Estimated 2010	Re-Estimated 2010	Estimated 2011	Indicative 2012	Indicative 2013
28		Other expenditures						
2822		Other Capital expenditures						
	504	Studies, Researches and Consultation						
	011	Environmental Studies	15000	5000	5000	5000	50000	50000
		Total of Item	15000	5000	5000	5000	50000	50000
		Total of Project / Treasury	15000	5000	5000	5000	50000	50000
Project		003 Studying and monitoring water quality						
Fund Source		102001 Capital (Treasury)						
Group	item	Description	Actual 2009	Estimated 2010	Re-Estimated 2010	Estimated 2011	Indicative 2012	Indicative 2013
28		Other expenditures						
2822		Other Capital expenditures						
	504	Studies, Researches and Consultation						
	011	Environmental Studies	175000	175000	175000	175000	190000	195000
		Total of Item	175000	175000	175000	175000	190000	195000
		Total of Project / Treasury	175000	175000	175000	175000	190000	195000
Project		005 Establishing Electronic System to Monitor Pollution						
Fund Source		102001 Capital (Treasury)						
Group	item	Description	Actual 2009	Estimated 2010	Re-Estimated 2010	Estimated 2011	Indicative 2012	Indicative 2013
22		Use of Goods and Services						
2211		Use of Goods and Services						
	512	Operating and maintenance Expense						
	999	n.e.c	65000	100000	100000	75000	100000	150000
		Total of Item	65000	100000	100000	75000	100000	150000
		Total of Project / Treasury	65000	100000	100000	75000	100000	150000
Project		006 Preparing a Report for environmental status and Environmental Indicators						
Fund Source		102001 Capital (Treasury)						
Group	item	Description	Actual 2009	Estimated 2010	Re-Estimated 2010	Estimated 2011	Indicative 2012	Indicative 2013
22		Use of Goods and Services						
2211		Use of Goods and Services						
	512	Operating and maintenance Expense						
	999	n.e.c	0	10000	10000	5000	10000	50000
		Total of Item	0	10000	10000	5000	10000	50000
		Total of Project / Treasury	0	10000	10000	5000	10000	50000

Capital Expenditures According to Program and Projects For the years 2009 - 2013

Chapter : 2401 Ministry of Environment

(In JDs)

Program 4320 Monitoring and Protecting Environment								
Project		007 National Project for Water Remote Control/High Council for Sciences						
Fund Source		102001 Capital (Treasury)						
Group	item	Description	Actual 2009	Estimated 2010	Re-Estimated 2010	Estimated 2011	Indicative 2012	Indicative 2013
26		Subsidy/Grants						
2632		Subsidy to other public gov. units/cap						
	509	Subsidy to other public gov. units/cap						
	004	The Higher Council for Science and	62500	65000	65000	60000	80000	80000
		Total of Item	62500	65000	65000	60000	80000	80000
		Total of Project / Treasury	62500	65000	65000	60000	80000	80000
		Total of Program	484000	605000	605000	545000	690000	825000

Capital Expenditures According to Program and Projects For the years 2009 - 2013

Chapter : 2401 Ministry of Environment

(In JDs)

Program 4325 Activating Environmental Legislation								
Project		001 Establishing environmental police						
Fund Source		102001 Capital (Treasury)						
Group	item	Description	Actual 2009	Estimated 2010	Re-Estimated 2010	Estimated 2011	Indicative 2012	Indicative 2013
22		Use of Goods and Services						
2211		Use of Goods and Services						
	512	Operating and maintenance Expense						
	999	n.e.c	1796745	1000000	1000000	720000	750000	1000000
Total of Item			1796745	1000000	1000000	720000	750000	1000000
Total of Project / Treasury			1796745	1000000	1000000	720000	750000	1000000
Project		002 Developing and carrying out programs for inspection of hot sites						
Fund Source		102001 Capital (Treasury)						
Group	item	Description	Actual 2009	Estimated 2010	Re-Estimated 2010	Estimated 2011	Indicative 2012	Indicative 2013
22		Use of Goods and Services						
2211		Use of Goods and Services						
	512	Operating and maintenance Expense						
	999	n.e.c	0	50000	50000	15000	30000	50000
Total of Item			0	50000	50000	15000	30000	50000
Total of Project / Treasury			0	50000	50000	15000	30000	50000
Project		003 Licensing and Assessment Committees and Environmental Impact						
Fund Source		102001 Capital (Treasury)						
Group	item	Description	Actual 2009	Estimated 2010	Re-Estimated 2010	Estimated 2011	Indicative 2012	Indicative 2013
22		Use of Goods and Services						
2211		Use of Goods and Services						
	512	Operating and maintenance Expense						
	999	n.e.c	51460	65000	65000	55000	75000	75000
Total of Item			51460	65000	65000	55000	75000	75000
Total of Project / Treasury			51460	65000	65000	55000	75000	75000
Project		004 Environment protection fund						
Fund Source		102001 Capital (Treasury)						
Group	item	Description	Actual 2009	Estimated 2010	Re-Estimated 2010	Estimated 2011	Indicative 2012	Indicative 2013
22		Use of Goods and Services						
2211		Use of Goods and Services						
	512	Operating and maintenance Expense						
	999	n.e.c	0	25000	25000	0	0	0
Total of Item			0	25000	25000	0	0	0
Total of Project / Treasury			0	25000	25000	0	0	0
Project		005 King Abdullah II rewards for unique environmental contribution and Competition for p						
Fund Source		102001 Capital (Treasury)						
Group	item	Description	Actual 2009	Estimated 2010	Re-Estimated 2010	Estimated 2011	Indicative 2012	Indicative 2013
22		Use of Goods and Services						
2211		Use of Goods and Services						
	512	Operating and maintenance Expense						
	011	Capacity building expenses	0	15000	15000	10000	10000	50000
Total of Item			0	15000	15000	10000	10000	50000
Total of Project / Treasury			0	15000	15000	10000	10000	50000
Total of Program			1848205	1155000	1155000	800000	865000	1175000
Total of Chapter			3717231	2686000	2590000	2482240	2490550	3338550