

Chapter : 1802 Ministry of Tourism and Antiquities/Antiquities Department

- Creation:** The Antiquities Department was established as per the Jordanian Antiquities Law no. (21) for the year 1988 and amended law no.(55) for the year 2008 and it is responsible for all archaeological sites in the Kingdom in terms of supervision, protection, renovation, preservation as well as beautifying the surrounding areas.
- Vision :** Preserving the traditional and civilized inheritance and protecting and presenting it in a modern sustainable manner, consistent with the best international standards.
- Mission:** Executing policies related to antiquities in Jordan, in order to maintain the civilized inheritance, through field studies, restoration and excavation works in antiquities locations.

Tasks of the Ministry / Department:

- Implement archaeological policy of the country.
- Archaeological assessment of all archaeological sites and estimation the importance of each one.
- Archaeological exploration in the Kindom.
- Control the acquisition and disposal of antiquities as per the provisions of antiquities law and regulations, decisions and instructions issued thereunder.
- Assist in organizing museums for government activities in the Kingdom including historic, technical and popular museums.

Ministry/Department Contribution to the Achievement of the National Objectives:

- Spread the archeological culturel and establish archeological and legacy museums taking into account the provisions of applicable legisaltions.
- Cooperate with local, Arab and foreign archaeological entities to serve the national legacy.
- Spread archaeological awareness as per the provisions of issued instructions, regulations and laws.

Major Issues and Challenges which face the Ministry / Department:

- Determine and supervise excavations inside the borders of the Kingdom in archeological areas.
- Follow up and control the acquisition and disposal of antiquities in coordination with concerned entities.
- Register all historic sites under the name of treasury/historic monuments as well as all non-registered historic sites discovered in treasury lands or their owner and are expropriated or purchases.

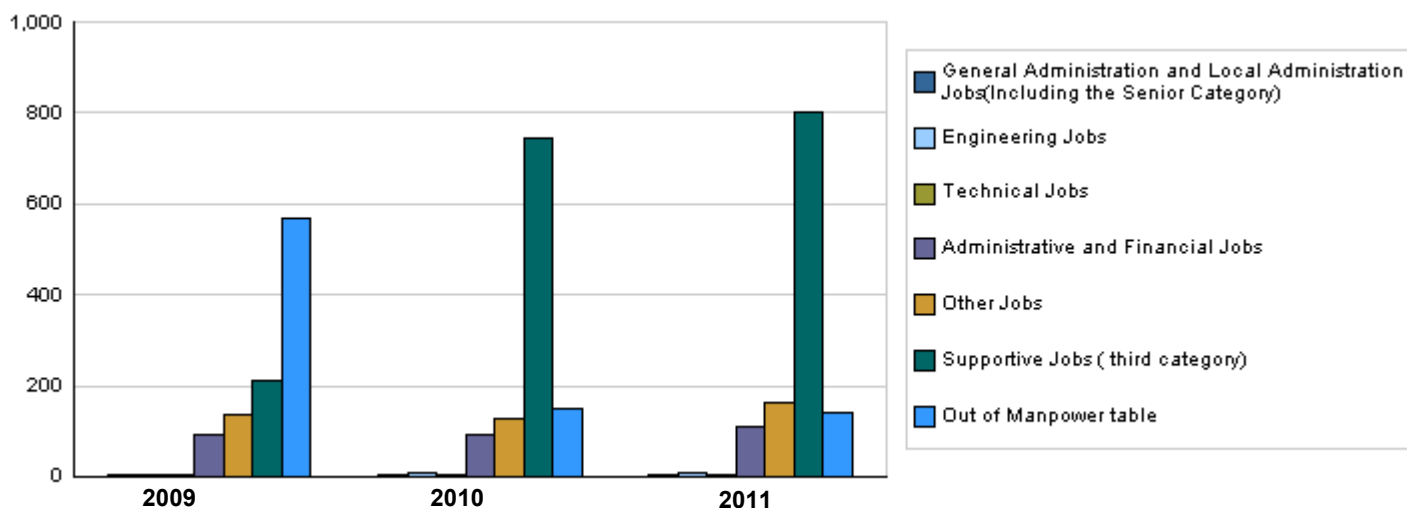
CHAPTER : 1802 Ministry of Tourism and Antiquities/Antiquities Department

Strategic Objectives and Performance Indicators of the Ministry / Department

Strategic Objective	Performance Indicator	base year	Value	Actual Value	Target Value	Primary Self Evaluation	Target Value		
				2009	2010		2010	2011	2012
1 - Preserving the archaeological and cultural resources.	1 Number of renovated antiquarian sites.	2007	76	82	87	85	88	90	92

Number of Staff of the Ministry / Department

Group	Job	Actual 2009			Primary 2010			Estimated 2011		
		Male	Female	Total	Male	Female	Total	Male	Female	Total
General Administration and Local Administration	Supervisory and Leadership jobs	3	0	3	5	0	5	5	0	5
Engineering Jobs	Engineer	4	1	5	7	2	9	6	2	8
Technical Jobs	Technical jobs	3	0	3	4	1	5	5	1	6
Administrative and Financial Jobs	Administrative and financial jobs	54	40	94	60	33	93	79	31	110
Other Jobs	Other jobs	95	43	138	82	45	127	112	52	164
Supportive Jobs (third category)	Supportive officer(driver, tea)	196	15	211	701	43	744	750	50	800
Total		355	99	454	859	124	983	957	136	1093
Out of Manpower table	Out of manpower table	536	31	567	133	15	148	133	10	143
Grand Total		891	130	1021	992	139	1131	1090	146	1236
Total Cost of Salaries		1583628	441632	2025260	3041892	439108	3481000	3412655	446075	3858730



Key Information of the Ministry / Department

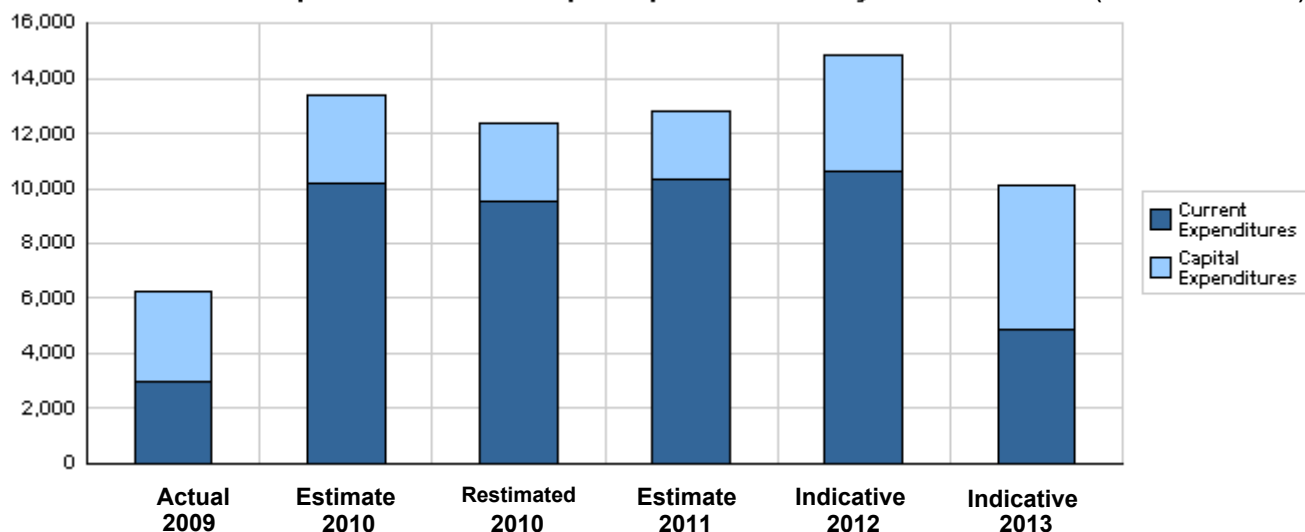
No.	Description	base year	Value	Primary 2010	Estimated 2011												
					Irbid	Mafraq	Jarsh	Ajloun	Amman	Balqa'	Zaraq'	Madaba	Karak	Ma'an	Tafila	Aqaba	Total
1	Foreign surveys and excavations.	2007	76	85	12	1	4	3	4	7	5	4	25	9	8	6	88

**Overall Summary of Expenditures for Chapter 1802- Ministry of Tourism and Antiquities/Antiquities Department
for the years 2009 - 2013**

(In JDs)

Description		Actual 2009	Estimate 2010	Re_Estimate 2010	Estimate 2011	Indicative 2012	Indicative 2013
Group	Current Expenditures						
2111	Salaries, Wages and allowances	1,865,260	3,492,000	3,216,000	3,514,060	3,622,000	3,731,000
2121	Social Security Contributions	160,000	315,000	265,000	344,670	357,660	369,660
2211	Use of Goods and Services	376,028	421,000	337,000	300,000	370,000	400,000
2631	Subsidy to public gov. units	601,276	850,000	612,000	365,000	350,000	330,000
2821	Other current expenses	4,982	10,000	7,000	16,000	25,000	25,000
	Total current expenditures	3,007,546	5,088,000	4,437,000	4,539,730	4,724,660	4,855,660
	Capital Expenditures						
2111	Salaries, Wages and allowances	800,000	480,000	480,000	241,940	182,000	152,000
2121	Social Security Contributions	110,000	50,000	50,000	120,330	120,340	150,340
2211	Use of Goods and Services	84,999	215,000	200,000	180,000	250,000	250,000
2632	Subsidy to other public gov. units/capital	89,215	200,000	150,000	144,000	200,000	200,000
2822	Other Capital expenditures	14,213	10,000	10,000	20,000	0	50,000
3111	Buildings and Constructions	1,314,221	935,000	610,000	790,000	1,883,000	2,203,000
3112	Machinery and Equipment	161,635	23,000	8,000	220,000	150,000	250,000
3113	Other Fixed Assets	17,283	0	0	100,000	180,000	350,000
3122	Inventories	39,325	15,000	0	20,000	20,000	20,000
3141	Lands	586,419	1,300,000	1,300,000	650,000	1,200,000	1,600,000
	Total capital expenditures	3,217,310	3,228,000	2,808,000	2,486,270	4,185,340	5,225,340
	Treasury	3,217,310	3,228,000	2,808,000	2,486,270	4,185,340	5,225,340
	Total current and capital expenditures	6,224,856	8,316,000	7,245,000	7,026,000	8,910,000	10,081,000

Graph of the current and capital expenditures for the years 2009 - 2013 (Thousands of JDs)



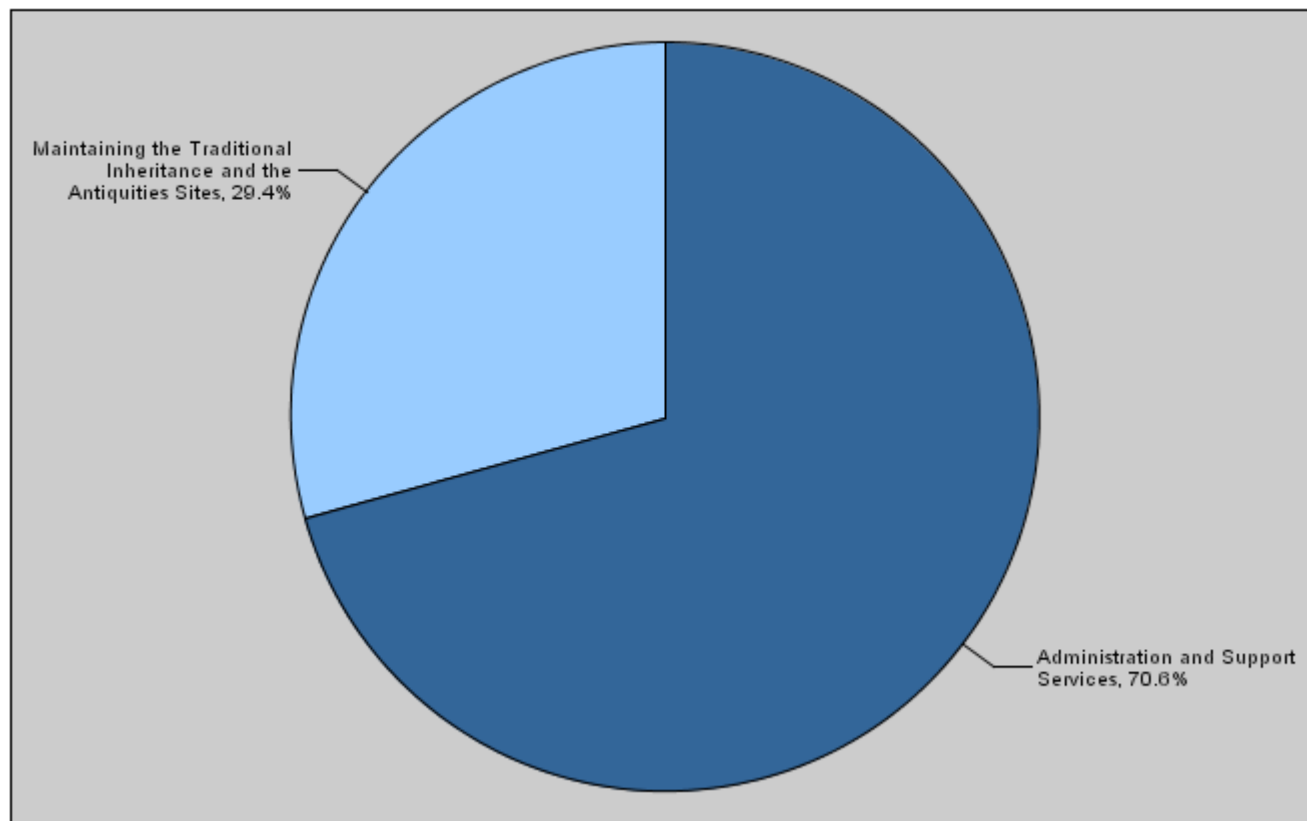
Budget of Chapter 1802 - Ministry of Tourism and Antiquities/Antiquities Department

For the Year 2011 Distributed According to Program

(In JD's)

Prog.	Description	Current Expenditure	Capital Expenditure	Total Expenditures
3301	Administration and Support Services	4,539,730	422,270	4,962,000
3305	Maintaining the Traditional Inheritance and the Antiquities Sites		2,064,000	2,064,000
	Total	4,539,730	2,486,270	7,026,000

Total Expenditures for the year 2011 Distributed According to Program



Estimated Allocations For Females distributed according to Programs for the Years 2009 - 2013

Program	2009	2010	2011	2012	2013
3301 Administration and Support Services	257,868	441,000	470,000	483,000	500,000
3305 Maintaining the Traditional Inheritance and the Antiquities Sites	185,000	160,000	140,000	130,000	130,000
Total	442,868	601,000	610,000	613,000	630,000

Budget Chapter 1802 - Ministry of Tourism and Antiquities/Antiquities Department Distributed According to the Program

3301 Administration and Support Services Program

Objective of the program :

To provide the necessary financial support in order to implement the department's activities and projects and prepare all what are needed to implement the department's plans through its directorates, divisions and branches in governorates.

The strategic objective related to the program :

To preserve archaeological and cultural resources.

Directorates associated with the program :

- Administrative department.
- Financial department.

Services provided by the program :

Providing the necessary financial support in order to implement the department activities and projects.

Staff working in the program :

The program is implemented through a functional staff in 2010 estimated with (959) staff, including (879) males and (80) females .

Performance Measurement Indicators for program

Performance Measurement Indicator	Base Year	Value	Actual value	Target Value	First Self Evaluation	Target		
			2009	2010	2010	2011	2012	2013
1 Satisfaction degree of service recipients.	2007	%70	%80	%90	%85	%90	%90	%90

Appropriations OF Administration and Support Services Program as Per Activities and Projects. (In JDs)

Activities and Projects	Actual	Estimate	Re_Estimate	Estimate	Indicative	
	2009	2010	2010	2011	2012	2013
Current Expenditures	3,007,546	5,088,000	4,437,000	4,539,730	4,724,660	4,855,660
601 Administrative and Support Service	3,007,546	5,088,000	4,437,000	4,539,730	4,724,660	4,855,660
Capital Expenditures	1,066,712	548,000	548,000	422,270	302,340	402,340
001 Program Administration	1,066,712	548,000	548,000	422,270	302,340	402,340
Program / Treasury	1,066,712	548,000	548,000	422,270	302,340	402,340
Total Program	4,074,258	5,636,000	4,985,000	4,962,000	5,027,000	5,258,000

Budget Chapter 1802 - Ministry of Tourism and Antiquities/Antiquities Department Distributed According to the Program

3305	Maintaining the Traditional Inheritance and the Antiquities Sites Program
Objective of the program :	
To implement the department's projects represented in archaeological sites maintenance and sustain and beautify them as well as local society service through the employment of labors in the implemented projects and to support the Museum of Jordan.	
The strategic objective related to the program :	
To preserve the archaeological and cultural resources.	
Directorates associated with the program :	
<ul style="list-style-type: none"> - Archaeological offices in all over the Kingdom. - Expropriations directorate. - Technical directorate and museums. - Projects committee. 	
Services provided by the program :	
<ul style="list-style-type: none"> - Renovation and maintenance processes of different archaeological sites in all over the Kingdom to preserve and maintain them. - Beautifying the archaeological sites. 	
Staff working in the program :	
The program is implemented through a functional staff in 2010 estimated with (172) staff, including (113) males and (59) females .	

Performance Measurement Indicators for program

Performance Measurement Indicator	Base Year	Value	Actual value	Target Value	First Self Evaluation	Target		
			2009	2010	2010	2011	2012	2013
1 Number of accomplished excavations, maintenance and renovation.	2007	15	37	40	38	42	45	45

Appropriations OF Maintaining the Traditional Inheritance and the Antiquities Sites Program as Per Activities and Projects

Activities and Projects	Actual 2009	Estimate 2010	Re_Estimate 2010	Estimate 2011	Indicative	
					2012	2013
Current Expenditures	0	0	0	0	0	0
Capital Expenditures	2,150,598	2,680,000	2,260,000	2,064,000	3,883,000	4,823,000
001 Maintaining the Traditional Inheritance	160,743	245,000	200,000	570,000	700,000	1,120,000
002 Renovating and repairing Jarash and	184,885	115,000	50,000	80,000	150,000	150,000
003 Renovating and repairing Ajloun, Ma	29,995	25,000	15,000	30,000	70,000	60,000
004 Renovating and repairing Um Qais	200,000	105,000	60,000	90,000	183,000	150,000
005 Renovating Alsafawi and Kherbet Al	19,986	10,000	6,000	0	0	0
006 Renovating and repairing Beit Ras a	49,985	30,000	26,000	40,000	100,000	120,000
007 Renovating the Church in Tabaqet F	30,000	30,000	15,000	0	50,000	100,000
008 Renovating the Church in Um aserb	29,881	25,000	25,000	15,000	60,000	80,000
009 Renovating Al-bedia -Ajloun	39,955	15,000	15,000	0	0	0
010 Renovating Um eljmal Sites	39,538	30,000	28,000	30,000	100,000	60,000
011 Renovating Jabal al kala'a antiquite	139,989	100,000	92,000	60,000	100,000	100,000
012 Renovating El Maghtas antiquites	19,957	15,000	8,000	0	0	0
013 Renovating El Um alrasas antiquites	14,988	15,000	12,000	20,000	70,000	100,000
014 Renovating Al Balqa' antiquites	29,942	20,000	14,000	35,000	100,000	53,000
015 Renovating Al Zarqa antiquites	25,000	15,000	8,000	20,000	80,000	80,000
016 Remodelling the desert palaces	20,000	60,000	40,000	30,000	60,000	100,000
017 Remodelling antiquities of Abu Nasr	39,975	40,000	35,000	70,000	100,000	120,000
018 Remodelling Al Azraq Castle	23,947	15,000	4,000	0	0	0
019 Renovating Petra protected area	69,879	0	0	0	0	0
020 Renovating El Karak Castle	69,979	70,000	50,000	30,000	100,000	150,000
021 Remodelling Ayla antiquities	22,491	20,000	10,000	30,000	70,000	80,000
022 Renovating Tafila antiquities	24,920	80,000	40,000	25,000	60,000	50,000
023 Remodelling Adhruh site	40,000	15,000	5,000	25,000	80,000	100,000
024 Remodelling and maintaing the Nup	24,743	0	0	0	0	0
025 Remodelling Al Shoubak castle	39,980	40,000	15,000	20,000	100,000	100,000
026 Remodelling Southern Ghour antiqu	19,897	10,000	10,000	20,000	50,000	100,000
028 Expropriations	586,419	1,300,000	1,300,000	650,000	1,200,000	1,600,000
029 Supporting the projects of National	89,215	200,000	150,000	144,000	200,000	200,000
030 Renovating the antiquities of Wadi A	9,933	10,000	7,000	0	0	0
031 Renovating the antiquities of Rhab	14,411	10,000	9,000	0	0	0
032 Renovating the antiquities of Ramth	14,995	10,000	8,000	0	0	0

Budget Chapter 1802 - Ministry of Tourism and Antiquities/Antiquities Department Distributed According to the Program

3305 Maintaining the Traditional Inheritance and the Antiquities Sites Program						
Appropriations OF Maintaining the Traditional Inheritance and the Antiquities Sites Program as Per Activities and Projects						
Activities and Projects	Actual 2009	Estimate 2010	Re_Estimate 2010	Estimate 2011	Indicative	
					2012	2013
Capital Expenditures	2,150,598	2,680,000	2,260,000	2,064,000	3,883,000	4,823,000
033 Renovating the antiquities of Middle	9,983	0	0	30,000	100,000	50,000
034 Dar Al-Saraya Museum	14,987	5,000	3,000	0	0	0
Program / Treasury	2,150,598	2,680,000	2,260,000	2,064,000	3,883,000	4,823,000
Total Program	2,150,598	2,680,000	2,260,000	2,064,000	3,883,000	4,823,000

Chapter :1802 Ministry of Tourism and Antiquities/Antiquities Department

Vision Preserving the traditional and civilized inheritance and protecting and presenting it in a modern sustainable manner, consistent with the best international standards.

Mission Executing policies related to antiquities in Jordan, in order to maintain the civilized inheritance, through field studies, restoration and excavation works in antiquities locations.

Legal Framework : Antiquities Jordanian Law No. (21) for the year 1988, as amended.

Strategic Plan :

Preparation Year :2008

Period Covered By The Plan :2008 -2011

Strategic Objectives / Performance Indicators

Strategic Objectives Description	Performance Measurement Indicators	Base Value		Actual Value	Target Value	Initial Internal Evaluatio	Target		
		Base Year	Value				2009	2010	2013
		2007	76	82	87	85	88	90	92
1 - Preserving the archaeological and cultural resources.	1 Number of renovated antiquarian sites.	2007	76	82	87	85	88	90	92

Programs / Performance Indicators

Goal	Programs	Description of Performance Indicators	Base Value		Actual Value	Target Value	Initial Internal	Target		
			Base Year	Value				2009	2010	2013
			2007	%70	%80	%90	%85	%90	%90	%90
1	3301 Administration and Support Services	1 Satisfaction degree of service recipients.	2007	%70	%80	%90	%85	%90	%90	%90
	3305 Maintaining the Traditional Inheritance and the Antiquities Sites	1 Number of accomplished excavations, maintenance and renovation.	2007	15	37	40	38	42	45	45

Programs Appropriations

Goal	Programs		Actual	Estimated	Restemated	Estimated	Indecative	Indecative
			2009	2010	2010	2011	2012	2013
1	3301 Administration and Support Services	Current	3007546	5088000	4437000	4539730	4724660	4855660
		Capital	1066712	548000	548000	422270	302340	402340
		Total	4074258	5636000	4985000	4962000	5027000	5258000
	3305 Maintaining the Traditional Inheritance and the Antiquities Site	Current	0	0	0	0	0	0
		Capital	2150598	2680000	2260000	2064000	3883000	4823000
		Total	2150598	2680000	2260000	2064000	3883000	4823000
		Total of Current	3007546	5088000	4437000	4539730	4724660	4855660
		Total of Capital	3217310	3228000	2808000	2486270	4185340	5225340
		Total of Chapter	6224856	8316000	7245000	7026000	8910000	10081000

Current Activities Appropriations

Prog.	Projects	Actual	Estimated	Restemated	Estimated	Indecative	Indecative
		2009	2010	2010	2011	2012	2013
3301	601 Administrative and Support Services	3007546	5088000	4437000	4539730	4724660	4855660
	Total of Program	3007546	5088000	4437000	4539730	4724660	4855660
	Total	3007546	5088000	4437000	4539730	4724660	4855660

Capital Projects Appropriations

Prog.	Projects		Actual	Estimated	Restemated	Estimated	Indecative	Indecative
			2009	2010	2010	2011	2012	2013
3301	001	Program Administration	1066712	548000	548000	422270	302340	402340
		Total of Program	1066712	548000	548000	422270	302340	402340
3305	001	Maintaining the Traditional Inheritance and the Antiquities Sites	160743	245000	200000	570000	700000	1120000
	002	Renovating and repairing Jarash antiquites	184885	115000	50000	80000	150000	150000
	003	Renovating and repairing Ajloun, Mar Elyas	29995	25000	15000	30000	70000	60000
	004	Renovating and repairing Um Qais	200000	105000	60000	90000	183000	150000
	005	Renovating Alsafawi and Kherbet Alfaden	19986	10000	6000	0	0	0
	006	Renovating and repairing Beit Ras and Qwaybleh	49985	30000	26000	40000	100000	120000
	007	Renovating the Church in Tabaqet Fahil	30000	30000	15000	0	50000	100000
	008	Renovating the Church in Um aserb	29881	25000	25000	15000	60000	80000
	009	Renovating Al-bedia -Ajloun	39955	15000	15000	0	0	0
	010	Renovating Um eljmal Sites	39538	30000	28000	30000	100000	60000
	011	Renovating Jabal al kala'a antiquites	139989	100000	92000	60000	100000	100000
	012	Renovating El Maghtas antiquites	19957	15000	8000	0	0	0
	013	Renovating El Um alrasas antiquites	14988	15000	12000	20000	70000	100000
	014	Renovating Al Balqa' antiquites	29942	20000	14000	35000	100000	53000
	015	Renovating Al Zarqa antiquites	25000	15000	8000	20000	80000	80000
	016	Remodelling the desert palaces	20000	60000	40000	30000	60000	100000
	017	Remodelling antiquities of Abu Naseer, Sabil, El houriat	39975	40000	35000	70000	100000	120000
	018	Remodelling Al Azraq Castle	23947	15000	4000	0	0	0
	019	Renovating Petra protected area	69879	0	0	0	0	0
	020	Renovating El Karak Castle	69979	70000	50000	30000	100000	150000
	021	Remodelling Ayla antiquities	22491	20000	10000	30000	70000	80000
	022	Renovating Tafila antiquities	24920	80000	40000	25000	60000	50000
	023	Remodelling Adhruh site	40000	15000	5000	25000	80000	100000
	024	Remodelling and maintaing the Nupti - temple	24743	0	0	0	0	0
	025	Remodelling Al Shoubak castle	39980	40000	15000	20000	100000	100000
	026	Remodelling Southern Ghour antiquites	19897	10000	10000	20000	50000	100000
	028	Expropriations	586419	1300000	1300000	650000	1200000	1600000
	029	Supporting the projects of National Museum	89215	200000	150000	144000	200000	200000
	030	Renovating the antiquities of Wadi Al-Rayyan	9933	10000	7000	0	0	0
	031	Renovating the antiquities of Rhab	14411	10000	9000	0	0	0
	032	Renovating the antiquities of Ramtha	14995	10000	8000	0	0	0
	033	Renovating the antiquities of Middle Ghour	9983	0	0	30000	100000	50000
	034	Dar Al-Saraya Museum	14987	5000	3000	0	0	0
		Total of Program	2150598	2680000	2260000	2064000	3883000	4823000
		Total	3217310	3228000	2808000	2486270	4185340	5225340

Overall Summary of Current Expenditures for the years 2009 - 2013

Chapter: 1802 Ministry of Tourism and Antiquities/Antiquities Department

(In JDs)

Group	Item	Description	Actual 2009	Estimated 2010	Restimated 2010	Estimated 2011	Indicative 2012	Indicative 2013
21		Compensations of Employees						
2111		Salaries, Wages and allowances						
	101	Classified Employees' Salaries	131161	145000	130000	110000	105000	100000
	102	Permanent Unclassified Employees' Salaries	506100	860000	767000	850000	860000	870000
	103	Contract Employees' Salaries	5526	39000	34000	38000	39000	41000
	105	Personal Cost of Living Allowance	809457	1547000	1519000	1754060	1813000	1870000
	106	Family Allowance	60682	165000	113000	160000	170000	180000
	107	Basic Allowance	160819	270000	261000	260000	270000	285000
	110	Overtime Allowance	0	0	0	0	0	0
	111	Additional Allowance	70758	100000	83000	70000	80000	90000
	112	Other Allowances	600	600	600	0	0	0
	113	Transportation Allowance	27410	90000	78000	37000	40000	40000
	114	Transport Allowance	43767	100000	78000	115000	115000	120000
	115	Field Visit Allowance	48980	150000	133000	75000	80000	80000
	116	Employees' bonuses	0	25400	19400	45000	50000	55000
Total			1865260	3492000	3216000	3514060	3622000	3731000
2121		Social Security Contributions						
	301	Social Security	160000	315000	265000	344670	357660	369660
Total			160000	315000	265000	344670	357660	369660
22		Use of Goods and Services						
2211		Use of Goods and Services						
	201	Rents	23244	50000	50000	25000	22000	25000
	202	Telecommunications Services	36976	34000	34000	21000	25000	30000
	203	Water	13698	17000	16000	15000	20000	20000
	204	Electricity	34995	30000	30000	25000	31000	35000
	205	Fuels	89959	85000	80000	70000	85000	90000
	206	Maintenance of Machines, furniture and ac	8088	10000	10000	8000	10000	10000
	207	Maintenance of Vehicles, Heavy Duty Mach	34885	35000	32000	25000	30000	30000
	208	Repair and maintenance of buildings and a	11987	10000	10000	7000	10000	10000
	209	Office Supplies	39425	45000	31000	25000	35000	40000
	210	Raw materials (Medicines, Clothes, Food,	1029	3000	2000	3000	5000	5000
	211	Cleaning Services and supplies (including	7901	15000	2000	11000	15000	15000
	212	Insurance	24240	45000	15000	20000	22000	25000
	213	Official Travel Missions	14998	7000	4000	10000	15000	20000
	214	Other goods and services expenses	34603	35000	21000	35000	45000	45000
Total			376028	421000	337000	300000	370000	400000
26		Subsidy/Grants						
2631		Subsidy to public gov. units						
	313	Subsidy to public gov.units/current	601276	850000	612000	365000	350000	330000
Total			601276	850000	612000	365000	350000	330000
28		Other expenditures						
2821		Other current expenses						
	303	Scientific Scholarships and Training Cours	4755	7000	6000	10000	15000	15000
	305	Non-Employees' Bonuses	227	3000	1000	6000	10000	10000
Total			4982	10000	7000	16000	25000	25000
Total of Chapter			3007546	5088000	4437000	4539730	4724660	4855660

Current Expenditures According to Program and Activities For The Years 2009 - 2013

Chapter : 1802 - Ministry of Tourism and Antiquities/Antiquities Department

(In JDs)

Program : 3301 - Administration and Support Services								
Activity : 601 - Administrative and Support Services								
Group	Item	Description	Actual 2009	Estimated 2010	Re-estimated 2010	Estimated 2011	Indicative 2012	Indicative 2013
21		Compensations of Employees						
2111		Salaries, Wages and allowances						
	101	Classified Employees' Salaries	131161	145000	130000	110000	105000	100000
	102	Permanent Unclassified Employees' Salaries	506100	860000	767000	850000	860000	870000
	103	Contract Employees' Salaries	5526	39000	34000	38000	39000	41000
	105	Personal Cost of Living Allowance	809457	1547000	1519000	1754060	1813000	1870000
	106	Family Allowance	60682	165000	113000	160000	170000	180000
	107	Basic Allowance	160819	270000	261000	260000	270000	285000
	111	Additional Allowance	70758	100000	83000	70000	80000	90000
	112	Other Allowances	600	600	600	0	0	0
	113	Transportation Allowance	27410	90000	78000	37000	40000	40000
	114	Transport Allowance	43767	100000	78000	115000	115000	120000
	115	Field Visit Allowance	48980	150000	133000	75000	80000	80000
	116	Employees' bonuses	0	25400	19400	45000	50000	55000
		Total	1865260	3492000	3216000	3514060	3622000	3731000
2121		Social Security Contributions						
	301	Social Security	160000	315000	265000	344670	357660	369660
		Total	160000	315000	265000	344670	357660	369660
22		Use of Goods and Services						
2211		Use of Goods and Services						
	201	Rents	23244	50000	50000	25000	22000	25000
	202	Telecommunications Services	36976	34000	34000	21000	25000	30000
	203	Water	13698	17000	16000	15000	20000	20000
	204	Electricity	34995	30000	30000	25000	31000	35000
	205	Fuels	89959	85000	80000	70000	85000	90000
	206	Maintenance of Machines, furniture and accessories	8088	10000	10000	8000	10000	10000
	207	Maintenance of Vehicles, Heavy Duty Machinery	34885	35000	32000	25000	30000	30000
	208	Repair and maintenance of buildings and accessories	11987	10000	10000	7000	10000	10000
	209	Office Supplies	39425	45000	31000	25000	35000	40000
	210	Raw materials (Medicines, Clothes, Food, Fuel)	1029	3000	2000	3000	5000	5000
	211	Cleaning Services and supplies (including cleaning materials)	7901	15000	2000	11000	15000	15000
	212	Insurance	24240	45000	15000	20000	22000	25000
	213	Official Travel Missions	14998	7000	4000	10000	15000	20000
	214	Other goods and services expenses	34603	35000	21000	35000	45000	45000
		Total	376028	421000	337000	300000	370000	400000
26		Subsidy/Grants						
2631		Subsidy to public gov. units						
	313	Subsidy to public gov.units/current	601276	850000	612000	365000	350000	330000
		022 Jordan Museum	601276	850000	612000	365000	350000	330000
		Total	601276	850000	612000	365000	350000	330000
28		Other expenditures						
2821		Other current expenses						
	303	Scientific Scholarships and Training Courses	4755	7000	6000	10000	15000	15000
	305	Non-Employees' Bonuses	227	3000	1000	6000	10000	10000
		Total	4982	10000	7000	16000	25000	25000
		Total of Activity	3007546	5088000	4437000	4539730	4724660	4855660
		Total of Program	3007546	5088000	4437000	4539730	4724660	4855660
		Total of Chapter	3007546	5088000	4437000	4539730	4724660	4855660

Overall Summary of Capital Expenditures For The Years 2009 - 2013

chapter : 1802 Ministry of Tourism and Antiquities/Antiquities Department

(In JDs)

Group	Item	Description	Actual 2009	Estimated 2010	Re-Estimated 2010	Estimated 2011	Indicative 2012	Indicative 2013
		Expenditures						
21		Compensations of Employees						
2111		Salaries, Wages and allowances						
	502	Wages	800000	480000	480000	241940	182000	152000
		Total	800000	480000	480000	241940	182000	152000
2121		Social Security Contributions						
	517	Social Security	110000	50000	50000	120330	120340	150340
		Total	110000	50000	50000	120330	120340	150340
22		Use of Goods and Services						
2211		Use of Goods and Services						
	512	Operating and maintenance Expenses	84999	215000	200000	180000	250000	250000
		Total	84999	215000	200000	180000	250000	250000
26		Subsidy/Grants						
2632		Subsidy to other public gov. units/capital						
	509	Subsidy to other public gov. units/capital	89215	200000	150000	144000	200000	200000
		Total	89215	200000	150000	144000	200000	200000
28		Other expenditures						
2822		Other Capital expenditures						
	504	Studies, Researches and Consultations	14213	10000	10000	20000	0	50000
		Total	14213	10000	10000	20000	0	50000
		Fixed Assets						
31		Non-financial Assets						
3111		Buildings and Constructions						
	508	Works and Constructions	1314221	935000	610000	790000	1883000	2203000
		Total	1314221	935000	610000	790000	1883000	2203000
3112		Machinery and Equipment						
	505	Equipments, Machines and Apparatus	35975	23000	8000	220000	150000	250000
	506	Vehicles and Heavy Duty Machines	125660	0	0	0	0	0
		Total	161635	23000	8000	220000	150000	250000
3113		Other Fixed Assets						
	511	Equipping and furnishing	17283	0	0	100000	180000	350000
		Total	17283	0	0	100000	180000	350000
3122		Inventories						
	503	Materials and supplies	39325	15000	0	20000	20000	20000
		Total	39325	15000	0	20000	20000	20000
3141		Lands						
	507	Lands	586419	1300000	1300000	650000	1200000	1600000
		Total	586419	1300000	1300000	650000	1200000	1600000
		Total of Chapter	3217310	3228000	2808000	2486270	4185340	5225340

Capital Expenditures According to Program and Projects For the years 2009 - 2013

Chapter : 1802 Ministry of Tourism and Antiquities/Antiquities Department

(In JDs)

Program 3301 Administration and Support Services								
Project		001 Program Administration						
Fund Source		102001 Capital (Treasury)						
Group	Item	Description	Actual 2009	Estimated 2010	Re-Estimated 2010	Estimated 2011	Indicative 2012	Indicative 2013
21		Compensations of Employees						
2111		Salaries, Wages and allowances						
	502	Wages						
	001	Wages	800000	480000	480000	241940	182000	152000
		Total of Item	800000	480000	480000	241940	182000	152000
2121		Social Security Contributions						
	517	Social Security						
	001	Social Security	110000	50000	50000	120330	120340	150340
		Total of Item	110000	50000	50000	120330	120340	150340
28		Other expenditures						
2822		Other Capital expenditures						
	504	Studies, Researches and Consultation						
	014	Studies and Researches and Des	14213	10000	10000	20000	0	50000
		Total of Item	14213	10000	10000	20000	0	50000
31		Non-financial Assets						
3112		Machinery and Equipment						
	505	Equipments, Machines and Apparatu						
	001	Computers and accessories	16839	8000	8000	40000	0	50000
		Total of Item	16839	8000	8000	40000	0	50000
	506	Vehicles and Heavy Duty Machines						
	003	Pick Up Cars	55500	0	0	0	0	0
	014	Heavy Machineries	70160	0	0	0	0	0
		Total of Item	125660	0	0	0	0	0
		Total of Project / Treasury	1066712	548000	548000	422270	302340	402340
		Total of Program	1066712	548000	548000	422270	302340	402340

Capital Expenditures According to Program and Projects For the years 2009 - 2013

Chapter : 1802 Ministry of Tourism and Antiquities/Antiquities Department

(In JDs)

Program 3305 Maintaining the Traditional Inheritance and the Antiquities Sites								
Project		001 Maintaining the Traditional Inheritance and the Antiquities Sites Program Administrati						
Fund Source		102001 Capital (Treasury)						
Group	item	Description	Actual 2009	Estimated 2010	Re-Estimated 2010	Estimated 2011	Indicative 2012	Indicative 2013
22		Use of Goods and Services						
2211		Use of Goods and Services						
	512	Operating and maintenance Expense						
	011	Capacity building expenses	84999	215000	200000	180000	250000	250000
		Total of Item	84999	215000	200000	180000	250000	250000
31		Non-financial Assets						
3111		Buildings and Constructions						
	508	Works and Constructions						
	015	Restoration, Rehabilitation and D	0	0	0	90000	100000	300000
		Total of Item	0	0	0	90000	100000	300000
3112		Machinery and Equipment						
	505	Equipments, Machines and Apparatu						
	006	General Safety Apparatus and Eq	19136	15000	0	30000	50000	50000
	034	Testing equipment	0	0	0	150000	100000	150000
		Total of Item	19136	15000	0	180000	150000	200000
3113		Other Fixed Assets						
	511	Equipping and furnishing						
	006	Buildings and Facilities Furnishin	17283	0	0	100000	180000	350000
		Total of Item	17283	0	0	100000	180000	350000
3122		Inventories						
	503	Materials and supplies						
	017	Tool Kits	39325	15000	0	10000	10000	10000
	999	n.e.c	0	0	0	10000	10000	10000
		Total of Item	39325	15000	0	20000	20000	20000
		Total of Project / Treasury	160743	245000	200000	570000	700000	1120000
Project		002 Renovating and repairing Jarash antiquites						
Fund Source		102001 Capital (Treasury)						
Group	item	Description	Actual 2009	Estimated 2010	Re-Estimated 2010	Estimated 2011	Indicative 2012	Indicative 2013
31		Non-financial Assets						
3111		Buildings and Constructions						
	508	Works and Constructions						
	015	Restoration, Rehabilitation and D	184885	115000	50000	80000	150000	150000
		Total of Item	184885	115000	50000	80000	150000	150000
		Total of Project / Treasury	184885	115000	50000	80000	150000	150000
Project		003 Renovating and repairing Ajloun, Mar Elyas						
Fund Source		102001 Capital (Treasury)						
Group	item	Description	Actual 2009	Estimated 2010	Re-Estimated 2010	Estimated 2011	Indicative 2012	Indicative 2013
31		Non-financial Assets						
3111		Buildings and Constructions						
	508	Works and Constructions						
	015	Restoration, Rehabilitation and D	29995	25000	15000	30000	70000	60000
		Total of Item	29995	25000	15000	30000	70000	60000
		Total of Project / Treasury	29995	25000	15000	30000	70000	60000

Capital Expenditures According to Program and Projects For the years 2009 - 2013

Chapter : 1802 Ministry of Tourism and Antiquities/Antiquities Department

(In JDs)

Program 3305 Maintaining the Traditional Inheritance and the Antiquities Sites								
Project		004 Renovating and repairing Um Qais						
Fund Source		102001 Capital (Treasury)						
Group	item	Description	Actual 2009	Estimated 2010	Re-Estimated 2010	Estimated 2011	Indicative 2012	Indicative 2013
31		Non-financial Assets						
3111		Buildings and Constructions						
	508	Works and Constructions						
	015	Restoration, Rehabilitation and D	200000	105000	60000	90000	183000	150000
		Total of Item	200000	105000	60000	90000	183000	150000
		Total of Project / Treasury	200000	105000	60000	90000	183000	150000
Project		005 Renovating Alsafawi and Kherbet Alfaden						
Fund Source		102001 Capital (Treasury)						
Group	item	Description	Actual 2009	Estimated 2010	Re-Estimated 2010	Estimated 2011	Indicative 2012	Indicative 2013
31		Non-financial Assets						
3111		Buildings and Constructions						
	508	Works and Constructions						
	015	Restoration, Rehabilitation and D	19986	10000	6000	0	0	0
		Total of Item	19986	10000	6000	0	0	0
		Total of Project / Treasury	19986	10000	6000	0	0	0
Project		006 Renovating and repairing Beit Ras and Qwaybleh						
Fund Source		102001 Capital (Treasury)						
Group	item	Description	Actual 2009	Estimated 2010	Re-Estimated 2010	Estimated 2011	Indicative 2012	Indicative 2013
31		Non-financial Assets						
3111		Buildings and Constructions						
	508	Works and Constructions						
	015	Restoration, Rehabilitation and D	49985	30000	26000	40000	100000	120000
		Total of Item	49985	30000	26000	40000	100000	120000
		Total of Project / Treasury	49985	30000	26000	40000	100000	120000
Project		007 Renovating the Church in Tabaqet Fahil						
Fund Source		102001 Capital (Treasury)						
Group	item	Description	Actual 2009	Estimated 2010	Re-Estimated 2010	Estimated 2011	Indicative 2012	Indicative 2013
31		Non-financial Assets						
3111		Buildings and Constructions						
	508	Works and Constructions						
	015	Restoration, Rehabilitation and D	30000	30000	15000	0	50000	100000
		Total of Item	30000	30000	15000	0	50000	100000
		Total of Project / Treasury	30000	30000	15000	0	50000	100000
Project		008 Renovating the Church in Um aserb						
Fund Source		102001 Capital (Treasury)						
Group	item	Description	Actual 2009	Estimated 2010	Re-Estimated 2010	Estimated 2011	Indicative 2012	Indicative 2013
31		Non-financial Assets						
3111		Buildings and Constructions						
	508	Works and Constructions						
	015	Restoration, Rehabilitation and D	29881	25000	25000	15000	60000	80000
		Total of Item	29881	25000	25000	15000	60000	80000
		Total of Project / Treasury	29881	25000	25000	15000	60000	80000

Capital Expenditures According to Program and Projects For the years 2009 - 2013

Chapter : 1802 Ministry of Tourism and Antiquities/Antiquities Department

(In JDs)

Program 3305 Maintaining the Traditional Inheritance and the Antiquities Sites								
Project		009 Renovating Al-bedia -Ajloun						
Fund Source		102001 Capital (Treasury)						
Group	item	Description	Actual 2009	Estimated 2010	Re-Estimated 2010	Estimated 2011	Indicative 2012	Indicative 2013
31		Non-financial Assets						
3111		Buildings and Constructions						
	508	Works and Constructions						
	015	Restoration, Rehabilitation and D	39955	15000	15000	0	0	0
		Total of Item	39955	15000	15000	0	0	0
		Total of Project / Treasury	39955	15000	15000	0	0	0
Project		010 Renovating Um eljmal Sites						
Fund Source		102001 Capital (Treasury)						
Group	item	Description	Actual 2009	Estimated 2010	Re-Estimated 2010	Estimated 2011	Indicative 2012	Indicative 2013
31		Non-financial Assets						
3111		Buildings and Constructions						
	508	Works and Constructions						
	015	Restoration, Rehabilitation and D	39538	30000	28000	30000	100000	60000
		Total of Item	39538	30000	28000	30000	100000	60000
		Total of Project / Treasury	39538	30000	28000	30000	100000	60000
Project		011 Renovating Jabal al kala'a antiquites						
Fund Source		102001 Capital (Treasury)						
Group	item	Description	Actual 2009	Estimated 2010	Re-Estimated 2010	Estimated 2011	Indicative 2012	Indicative 2013
31		Non-financial Assets						
3111		Buildings and Constructions						
	508	Works and Constructions						
	015	Restoration, Rehabilitation and D	139989	100000	92000	60000	100000	100000
		Total of Item	139989	100000	92000	60000	100000	100000
		Total of Project / Treasury	139989	100000	92000	60000	100000	100000
Project		012 Renovating El Maghtas antiquites						
Fund Source		102001 Capital (Treasury)						
Group	item	Description	Actual 2009	Estimated 2010	Re-Estimated 2010	Estimated 2011	Indicative 2012	Indicative 2013
31		Non-financial Assets						
3111		Buildings and Constructions						
	508	Works and Constructions						
	015	Restoration, Rehabilitation and D	19957	15000	8000	0	0	0
		Total of Item	19957	15000	8000	0	0	0
		Total of Project / Treasury	19957	15000	8000	0	0	0
Project		013 Renovating El Um alrasas antiquites						
Fund Source		102001 Capital (Treasury)						
Group	item	Description	Actual 2009	Estimated 2010	Re-Estimated 2010	Estimated 2011	Indicative 2012	Indicative 2013
31		Non-financial Assets						
3111		Buildings and Constructions						
	508	Works and Constructions						
	015	Restoration, Rehabilitation and D	14988	15000	12000	20000	70000	100000
		Total of Item	14988	15000	12000	20000	70000	100000
		Total of Project / Treasury	14988	15000	12000	20000	70000	100000

Capital Expenditures According to Program and Projects For the years 2009 - 2013

Chapter : 1802 Ministry of Tourism and Antiquities/Antiquities Department

(In JDs)

Program 3305 Maintaining the Traditional Inheritance and the Antiquities Sites								
Project		014 Renovating Al Balqa' antiquites						
Fund Source		102001 Capital (Treasury)						
Group	item	Description	Actual 2009	Estimated 2010	Re-Estimated 2010	Estimated 2011	Indicative 2012	Indicative 2013
31		Non-financial Assets						
3111		Buildings and Constructions						
	508	Works and Constructions						
	015	Restoration, Rehabilitation and D	29942	20000	14000	35000	100000	53000
		Total of Item	29942	20000	14000	35000	100000	53000
		Total of Project / Treasury	29942	20000	14000	35000	100000	53000
Project		015 Renovating Al Zarqa antiquites						
Fund Source		102001 Capital (Treasury)						
Group	item	Description	Actual 2009	Estimated 2010	Re-Estimated 2010	Estimated 2011	Indicative 2012	Indicative 2013
31		Non-financial Assets						
3111		Buildings and Constructions						
	508	Works and Constructions						
	015	Restoration, Rehabilitation and D	25000	15000	8000	20000	80000	80000
		Total of Item	25000	15000	8000	20000	80000	80000
		Total of Project / Treasury	25000	15000	8000	20000	80000	80000
Project		016 Remodelling the desert palaces						
Fund Source		102001 Capital (Treasury)						
Group	item	Description	Actual 2009	Estimated 2010	Re-Estimated 2010	Estimated 2011	Indicative 2012	Indicative 2013
31		Non-financial Assets						
3111		Buildings and Constructions						
	508	Works and Constructions						
	015	Restoration, Rehabilitation and D	20000	60000	40000	30000	60000	100000
		Total of Item	20000	60000	40000	30000	60000	100000
		Total of Project / Treasury	20000	60000	40000	30000	60000	100000
Project		017 Remodelling antiquities of Abu Naseer, Sabil, El houriat						
Fund Source		102001 Capital (Treasury)						
Group	item	Description	Actual 2009	Estimated 2010	Re-Estimated 2010	Estimated 2011	Indicative 2012	Indicative 2013
31		Non-financial Assets						
3111		Buildings and Constructions						
	508	Works and Constructions						
	015	Restoration, Rehabilitation and D	39975	40000	35000	70000	100000	120000
		Total of Item	39975	40000	35000	70000	100000	120000
		Total of Project / Treasury	39975	40000	35000	70000	100000	120000
Project		018 Remodelling Al Azraq Castle						
Fund Source		102001 Capital (Treasury)						
Group	item	Description	Actual 2009	Estimated 2010	Re-Estimated 2010	Estimated 2011	Indicative 2012	Indicative 2013
31		Non-financial Assets						
3111		Buildings and Constructions						
	508	Works and Constructions						
	015	Restoration, Rehabilitation and D	23947	15000	4000	0	0	0
		Total of Item	23947	15000	4000	0	0	0
		Total of Project / Treasury	23947	15000	4000	0	0	0

Capital Expenditures According to Program and Projects For the years 2009 - 2013

Chapter : 1802 Ministry of Tourism and Antiquities/Antiquities Department

(In JDs)

Program 3305 Maintaining the Traditional Inheritance and the Antiquities Sites								
Project		019 Renovating Petra protected area						
Fund Source		102001 Capital (Treasury)						
Group	item	Description	Actual 2009	Estimated 2010	Re-Estimated 2010	Estimated 2011	Indicative 2012	Indicative 2013
31		Non-financial Assets						
3111		Buildings and Constructions						
	508	Works and Constructions						
	015	Restoration, Rehabilitation and D	69879	0	0	0	0	0
		Total of Item	69879	0	0	0	0	0
		Total of Project / Treasury	69879	0	0	0	0	0
Project		020 Renovating El Karak Castle						
Fund Source		102001 Capital (Treasury)						
Group	item	Description	Actual 2009	Estimated 2010	Re-Estimated 2010	Estimated 2011	Indicative 2012	Indicative 2013
31		Non-financial Assets						
3111		Buildings and Constructions						
	508	Works and Constructions						
	015	Restoration, Rehabilitation and D	69979	70000	50000	30000	100000	150000
		Total of Item	69979	70000	50000	30000	100000	150000
		Total of Project / Treasury	69979	70000	50000	30000	100000	150000
Project		021 Remodelling Ayla antiquities						
Fund Source		102001 Capital (Treasury)						
Group	item	Description	Actual 2009	Estimated 2010	Re-Estimated 2010	Estimated 2011	Indicative 2012	Indicative 2013
31		Non-financial Assets						
3111		Buildings and Constructions						
	508	Works and Constructions						
	015	Restoration, Rehabilitation and D	22491	20000	10000	30000	70000	80000
		Total of Item	22491	20000	10000	30000	70000	80000
		Total of Project / Treasury	22491	20000	10000	30000	70000	80000
Project		022 Renovating Tafila antiquities						
Fund Source		102001 Capital (Treasury)						
Group	item	Description	Actual 2009	Estimated 2010	Re-Estimated 2010	Estimated 2011	Indicative 2012	Indicative 2013
31		Non-financial Assets						
3111		Buildings and Constructions						
	508	Works and Constructions						
	015	Restoration, Rehabilitation and D	24920	80000	40000	25000	60000	50000
		Total of Item	24920	80000	40000	25000	60000	50000
		Total of Project / Treasury	24920	80000	40000	25000	60000	50000
Project		023 Remodelling Adhruh site						
Fund Source		102001 Capital (Treasury)						
Group	item	Description	Actual 2009	Estimated 2010	Re-Estimated 2010	Estimated 2011	Indicative 2012	Indicative 2013
31		Non-financial Assets						
3111		Buildings and Constructions						
	508	Works and Constructions						
	015	Restoration, Rehabilitation and D	40000	15000	5000	25000	80000	100000
		Total of Item	40000	15000	5000	25000	80000	100000
		Total of Project / Treasury	40000	15000	5000	25000	80000	100000

Capital Expenditures According to Program and Projects For the years 2009 - 2013

Chapter : 1802 Ministry of Tourism and Antiquities/Antiquities Department

(In JDs)

Program 3305 Maintaining the Traditional Inheritance and the Antiquities Sites								
Project		024 Remodelling and maintaing the Nupti - temple						
Fund Source		102001 Capital (Treasury)						
Group	item	Description	Actual 2009	Estimated 2010	Re-Estimated 2010	Estimated 2011	Indicative 2012	Indicative 2013
31		Non-financial Assets						
3111		Buildings and Constructions						
	508	Works and Constructions						
	015	Restoration, Rehabilitation and D	24743	0	0	0	0	0
		Total of Item	24743	0	0	0	0	0
		Total of Project / Treasury	24743	0	0	0	0	0
Project		025 Remodelling Al Shoubak castle						
Fund Source		102001 Capital (Treasury)						
Group	item	Description	Actual 2009	Estimated 2010	Re-Estimated 2010	Estimated 2011	Indicative 2012	Indicative 2013
31		Non-financial Assets						
3111		Buildings and Constructions						
	508	Works and Constructions						
	015	Restoration, Rehabilitation and D	39980	40000	15000	20000	100000	100000
		Total of Item	39980	40000	15000	20000	100000	100000
		Total of Project / Treasury	39980	40000	15000	20000	100000	100000
Project		026 Remodelling Southern Ghour antiquites						
Fund Source		102001 Capital (Treasury)						
Group	item	Description	Actual 2009	Estimated 2010	Re-Estimated 2010	Estimated 2011	Indicative 2012	Indicative 2013
31		Non-financial Assets						
3111		Buildings and Constructions						
	508	Works and Constructions						
	015	Restoration, Rehabilitation and D	19897	10000	10000	20000	50000	100000
		Total of Item	19897	10000	10000	20000	50000	100000
		Total of Project / Treasury	19897	10000	10000	20000	50000	100000
Project		028 Expropriations						
Fund Source		102001 Capital (Treasury)						
Group	item	Description	Actual 2009	Estimated 2010	Re-Estimated 2010	Estimated 2011	Indicative 2012	Indicative 2013
31		Non-financial Assets						
3141		Lands						
	507	Lands						
	001	Lands Expropriation and Purchas	586419	1300000	1300000	650000	1200000	1600000
		Total of Item	586419	1300000	1300000	650000	1200000	1600000
		Total of Project / Treasury	586419	1300000	1300000	650000	1200000	1600000
Project		029 Supporting the projects of National Museum						
Fund Source		102001 Capital (Treasury)						
Group	item	Description	Actual 2009	Estimated 2010	Re-Estimated 2010	Estimated 2011	Indicative 2012	Indicative 2013
26		Subsidy/Grants						
2632		Subsidy to other public gov. units/cap						
	509	Subsidy to other public gov. units/cap						
	057	Jordan Museum	89215	200000	150000	144000	200000	200000
		Total of Item	89215	200000	150000	144000	200000	200000
		Total of Project / Treasury	89215	200000	150000	144000	200000	200000

Capital Expenditures According to Program and Projects For the years 2009 - 2013

Chapter : 1802 Ministry of Tourism and Antiquities/Antiquities Department

(In JDs)

Program 3305 Maintaining the Traditional Inheritance and the Antiquities Sites								
Project		030 Renovating the antiquities of Wadi Al-Rayyan						
Fund Source		102001 Capital (Treasury)						
Group	item	Description	Actual 2009	Estimated 2010	Re-Estimated 2010	Estimated 2011	Indicative 2012	Indicative 2013
31		Non-financial Assets						
3111		Buildings and Constructions						
	508	Works and Constructions						
	015	Restoration, Rehabilitation and D	9933	10000	7000	0	0	0
		Total of Item	9933	10000	7000	0	0	0
		Total of Project / Treasury	9933	10000	7000	0	0	0
Project		031 Renovating the antiquities of Rhab						
Fund Source		102001 Capital (Treasury)						
Group	item	Description	Actual 2009	Estimated 2010	Re-Estimated 2010	Estimated 2011	Indicative 2012	Indicative 2013
31		Non-financial Assets						
3111		Buildings and Constructions						
	508	Works and Constructions						
	015	Restoration, Rehabilitation and D	14411	10000	9000	0	0	0
		Total of Item	14411	10000	9000	0	0	0
		Total of Project / Treasury	14411	10000	9000	0	0	0
Project		032 Renovating the antiquities of Ramtha						
Fund Source		102001 Capital (Treasury)						
Group	item	Description	Actual 2009	Estimated 2010	Re-Estimated 2010	Estimated 2011	Indicative 2012	Indicative 2013
31		Non-financial Assets						
3111		Buildings and Constructions						
	508	Works and Constructions						
	015	Restoration, Rehabilitation and D	14995	10000	8000	0	0	0
		Total of Item	14995	10000	8000	0	0	0
		Total of Project / Treasury	14995	10000	8000	0	0	0
Project		033 Renovating the antiquities of Middle Ghour						
Fund Source		102001 Capital (Treasury)						
Group	item	Description	Actual 2009	Estimated 2010	Re-Estimated 2010	Estimated 2011	Indicative 2012	Indicative 2013
31		Non-financial Assets						
3111		Buildings and Constructions						
	508	Works and Constructions						
	015	Restoration, Rehabilitation and D	9983	0	0	30000	100000	50000
		Total of Item	9983	0	0	30000	100000	50000
		Total of Project / Treasury	9983	0	0	30000	100000	50000
Project		034 Dar Al-Saraya Museum						
Fund Source		102001 Capital (Treasury)						
Group	item	Description	Actual 2009	Estimated 2010	Re-Estimated 2010	Estimated 2011	Indicative 2012	Indicative 2013
31		Non-financial Assets						
3111		Buildings and Constructions						
	508	Works and Constructions						
	015	Restoration, Rehabilitation and D	14987	5000	3000	0	0	0
		Total of Item	14987	5000	3000	0	0	0
		Total of Project / Treasury	14987	5000	3000	0	0	0
Total of Program			2150598	2680000	2260000	2064000	3883000	4823000
Total of Chapter			3217310	3228000	2808000	2486270	4185340	5225340