

Chapter : 1601 Ministry of Industry and Trade

- Creation:** The Ministry of Industry and Trade was established in 1952 under the name of Industry and Trade as per the organization and regulation bylaw no.(12) for the year 1971 it became the Ministry of National Economy in consistent with the global economic developments and Jordan orientation towards the economic and trading openness and enhancing the free economy and market powers mechanisms, and the Ministry of Industry and Trade law no. (18) for the year 1998 was issued and according to it the Ministry of Supply was cancelled and their directorates were merged with the directorates of the Ministry of Industry and Trade as the legal successor of the Ministry of Supply.
- Vision :** A distinguished ministry that follows a pioneer and initiative role in developing national economy and reinforcing competitiveness, in order to achieve the national objectives, upgrade national economy to reach levels that are internationally distinctive, whereas its effects can reflect on citizens' living conditions.
- Mission:** Contributing in realizing sustainable economic development through efficient and effective management of Jordan's economic, commercial, regional, and multinational relations, in addition to developing and executing policies, legislations and programs aiming at reinforcing business and investment environment, which shall accordingly increase the economic attractiveness, and ensure the protection of rights and interests of consumers and the business sector.

Tasks of the Ministry / Department:

- _ Supervise, regulate, classify, improve the national industry and increase its competitiveness in the field of industry.
- _ Supervise, regulate, and develop foreign and internal commerce and control markets to the interest of citizen and regulate the selling of basic materials, strategic stock materials, and establish warehouses and other facilities.
- _ Confine the establishment of private industrial cities with licensing from the Minister of Industry and Commerce according to the principles and conditions defined with a specific regulation.
- _ Grant the Ministry of Industry and Commerce the power to prepare draft economic and commerce agreements and protocols related to the Ministry's work and investment.
- _ Prepare and follow up the implementation of bilateral and multilateral economic agreements and conduct studies.
- _ Accept private and public, local and foreign institutions requests to hold commercial and industrial exhibitions in the Kingdom and regulate exhibitions of Jordanian products abroad.

Ministry/Department Contribution to the Achievement of the National Objectives:

- _ Develop the national economy to be prosper and open to regional and international markets.
- _ Enhance the government management to be financially stable, transparent and accountable.
- _ Enable the national economy to accomodate the growing flow of Jordanian labor.

Major Issues and Challenges which face the Ministry / Department:

- _ Keep in pace with the updation and development of investment laws, regulations and legislations.
- _ Lack of qualified human resources and jobs leakage.
- _ The limited information sources and the absence of necessary database to conduct investigations and studies related to program implementation within the strategic plan.

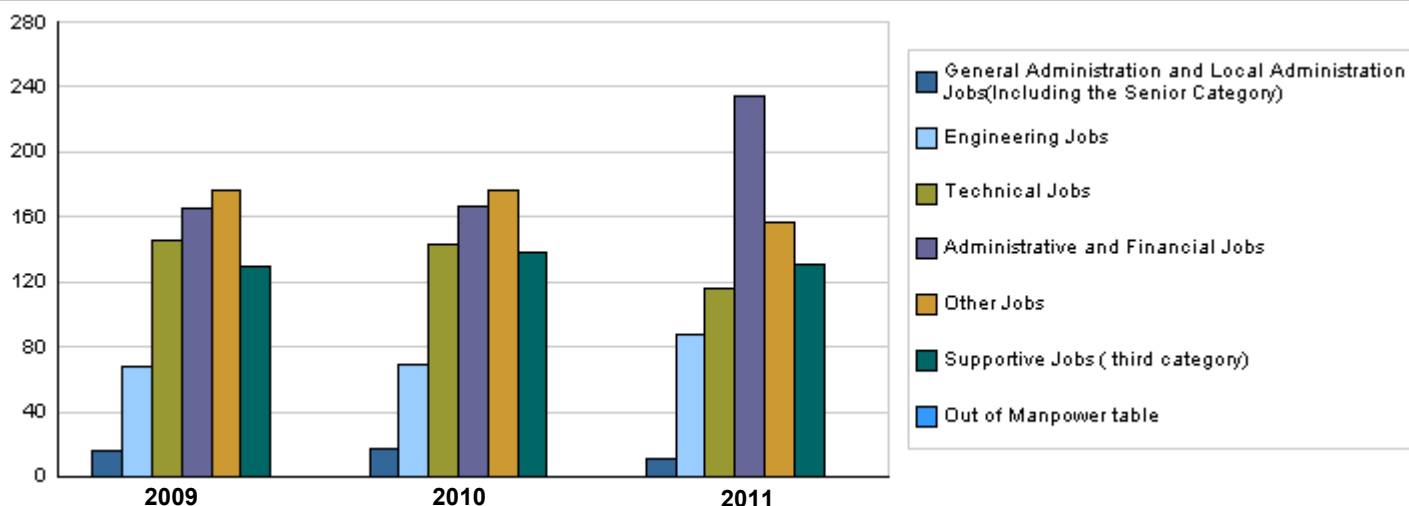
CHAPTER : 1601 Ministry of Industry and Trade

Strategic Objectives and Performance Indicators of the Ministry / Department

Strategic Objective	Performance Indicator	base year	Value	Actual Value	Target Value	Primary Self Evaluation	Target Value		
				2009	2010		2010	2011	2012
1 - Maximizing the performance of both commercial and industrial sectors.	1 Percentage of industrial sector contribution in the GDP (base prices).	2006	%25.7	%28	%23	%25	%25.5	%26	%26.5
2 - Contributing to the reinforcement of an environment that encourages economic and investment activity.	1 Growth average of local employment in the industrial sector.	2005	%7.2	%4.9	%5.5	%5.5	%5.5	%5.5	%5.5
3 - Organizing and controlling domestic and foreign trade.	1 Number of complaints regarding the availability and quality of basic commodities.	2006	300	310	180	256	230	200	185
4 - Developing and activating legislations to protect the rights of consumers and business sector.	1 Number of complaints of stakeholders who deal with the local market.	2006	420	375	300	265	230	200	185
5 - Making the Ministry's work more efficient and effective.	1 Satisfaction degree of the Ministry's clients.	2006	%85	%87	%89	%89	%91	%92	%93

Number of Staff of the Ministry / Department

Group	Job	Actual 2009			Primary 2010			Estimated 2011		
		Male	Female	Total	Male	Female	Total	Male	Female	Total
General Administration and Local Administration	Supervisory and Leadership Jobs	14	2	16	13	4	17	9	2	11
Engineering Jobs	Several engineering jobs	50	18	68	51	18	69	69	18	87
Technical Jobs	Other technical jobs	94	51	145	94	49	143	59	57	116
Administrative and Financial Jobs	Several administrative and financial jobs	84	81	165	84	82	166	153	81	234
Other Jobs	Other several jobs	123	54	177	123	54	177	111	46	157
Supportive Jobs (third category)	Several supportive jobs	103	27	130	110	28	138	101	30	131
Total		468	233	701	475	235	710	502	234	736
Out of Manpower table	Out of manpower table	0	0	0	0	0	0	0	0	0
Grand Total		468	233	701	475	235	710	502	234	736
Total Cost of Salaries		2612245	1286628	3898873	2824050	1390950	4215000	3034160	1431840	4466000



Key Information of the Ministry / Department

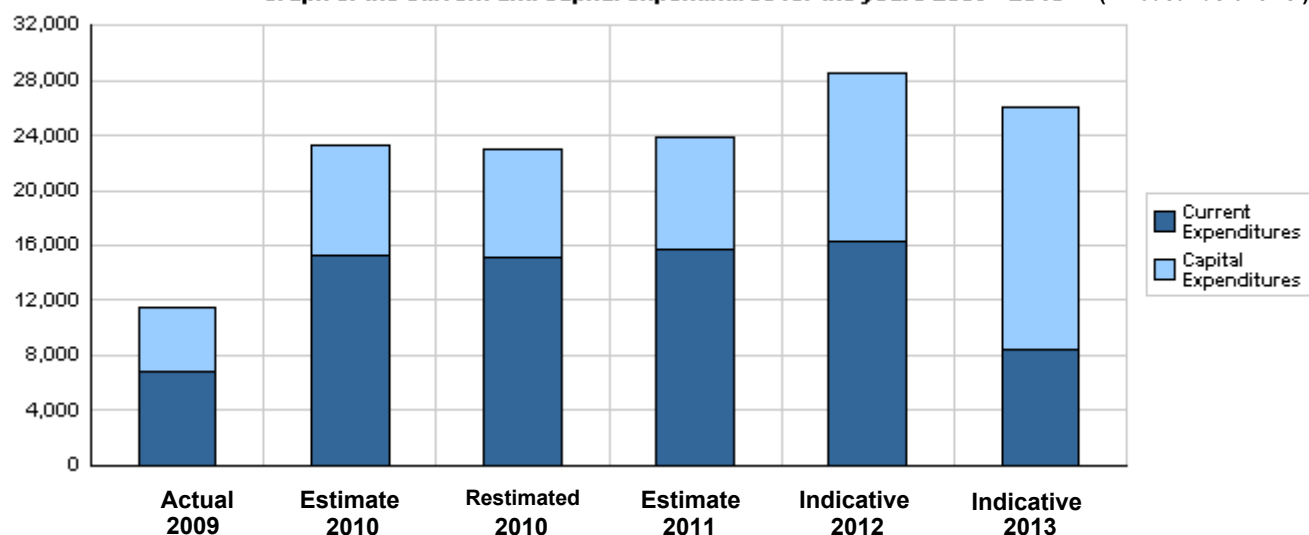
No.	Description
1	Issue the origin certificate issuance procedures manual and circulate on concerned entities.
2	Finishing the preparation of final draft of national strategy documents of international commerce.
3	Signing free commerce agreements among a number of countries.
4	Start the application of tradenames and individual institutions registration services electronically.
5	Prepare draft national industrial policy and discuss its dimensions with related authorities.
6	Finishing the Jordanian European twinning project of the Ministry of Industry.

**Overall Summary of Expenditures for Chapter 1601- Ministry of Industry and Trade
for the years 2009 - 2013**

(In JDs)

Description		Actual 2009	Estimate 2010	Re_Estimate 2010	Estimate 2011	Indicative	
						2012	2013
Group	Current Expenditures						
2111	Salaries, Wages and allowances	3,656,366	3,915,000	3,844,000	4,143,600	4,341,600	4,475,600
2121	Social Security Contributions	242,507	300,000	296,000	322,400	334,400	346,400
2211	Use of Goods and Services	679,434	760,000	680,000	635,000	689,000	706,000
2631	Subsidy to public gov. units	2,217,000	2,603,000	2,603,000	2,670,000	2,750,000	2,850,000
2821	Other current expenses	25,787	34,000	30,000	55,000	65,000	67,000
Total current expenditures		6,821,094	7,612,000	7,453,000	7,826,000	8,180,000	8,445,000
Capital Expenditures							
2111	Salaries, Wages and allowances	25,000	25,000	25,000	20,000	25,000	25,000
2211	Use of Goods and Services	503,368	1,085,000	1,005,000	4,023,600	8,000,000	13,598,000
2632	Subsidy to other public gov. units/capital	3,782,776	6,800,000	6,800,000	3,890,000	3,965,000	3,745,000
2822	Other Capital expenditures	34,367	25,000	25,000	65,000	30,000	25,000
3111	Buildings and Constructions	0	0	0	0	0	0
3112	Machinery and Equipment	362,642	93,000	80,000	195,000	220,000	270,000
3113	Other Fixed Assets	0	0	0	0	0	0
Total capital expenditures		4,708,153	8,028,000	7,935,000	8,193,600	12,240,000	17,663,000
Treasury		4,708,153	8,028,000	7,935,000	8,193,600	12,240,000	17,663,000
Total current and capital expenditures		11,529,247	15,640,000	15,388,000	16,019,600	20,420,000	26,108,000

Graph of the current and capital expenditures for the years 2009 - 2013 (Thousands of JDs)



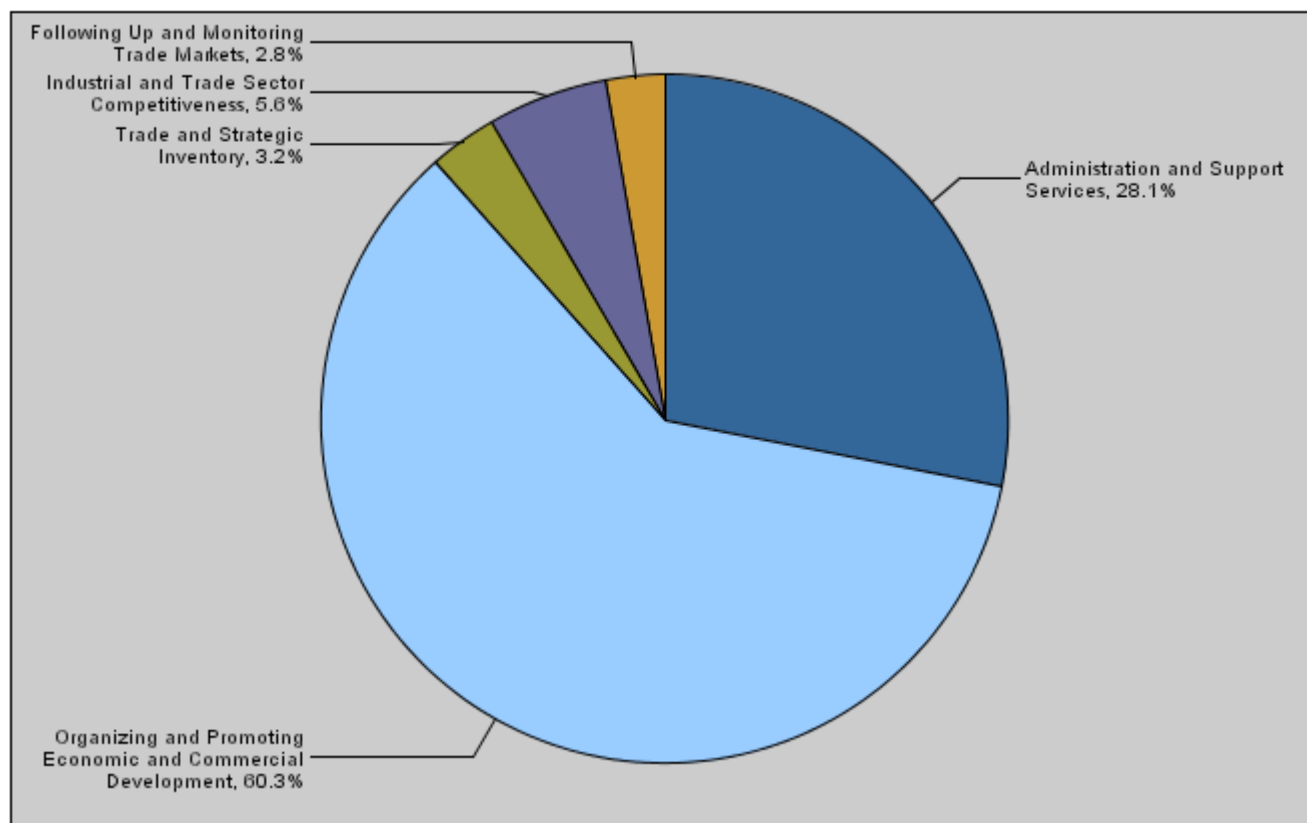
Budget of Chapter 1601 - Ministry of Industry and Trade

For the Year 2011 Distributed According to Program

(In JD's)

Prog.	Description	Current Expenditure	Capital Expenditure	Total Expenditures
2801	Administration and Support Services	2,857,800	1,645,000	4,502,800
2805	Organizing and Promoting Economic and Commercial Development	3,270,000	6,387,600	9,657,600
2810	Trade and Strategic Inventory	464,900	51,000	515,900
2815	Industrial and Trade Sector Competitiveness	832,000	70,000	902,000
2820	Following Up and Monitoring Trade Markets	401,300	40,000	441,300
	Total	7,826,000	8,193,600	16,019,600

Total Expenditures for the year 2011 Distributed According to Program



Estimated Allocations For Females distributed according to Programs for the Years 2009 - 2013

Program	2009	2010	2011	2012	2013	
2801	Administration and Support Services	727,721	724,100	743,028	776,308	791,388
2805	Organizing and Promoting Economic and Commercial Development	982,000	1,154,000	1,209,900	1,253,930	1,303,880
2810	Trade and Strategic Inventory	205,432	162,825	181,311	189,306	197,106
2815	Industrial and Trade Sector Competitiveness	347,318	438,900	474,240	506,730	525,540
2820	Following Up and Monitoring Trade Markets	45,850	105,000	120,390	129,240	134,940
	Total	2,308,321	2,584,825	2,728,869	2,855,514	2,952,854

Budget Chapter 1601 - Ministry of Industry and Trade Distributed According to the Program

2801	Administration and Support Services Program
-------------	--

Objective of the program :

To improve the administrative capacities, update the special regulations and instructions to develop the work of remaining programs and the executive and strategic programs for all the Ministry's directorates and departments to ensure the effective and distinguished implementation to achieve the related objectives and assist in implementing their tasks.

The strategic objective related to the program :

To make the Ministry's work more efficient and effective.

Directorates associated with the program :

- 1- Financial directorate.
- 2- Internal control directorate.
- 3- Computer directorate.
- 4- Administration directorate.
- 5- Human resources development directorate.
- 6- Knowledge directorate.

Services provided by the program :

Providing the financial and administrative support for all the programs, projects and activities of the Ministry.

Staff working in the program :

The program is implemented through a functional staff in 2010 estimated with (199) staff, including (147) males and (52) females .

Performance Measurement Indicators for program

Performance Measurement Indicator	Base Year	Value	Actual value	Target Value	First Self Evaluation	Target		
			2009	2010	2010	2011	2012	2013
			1	Number of simplified procedures for service recipients.	2006	7	7	7

Appropriations OF Administration and Support Services Program as Per Activities and Projects. (In JDs)

Activities and Projects	Actual	Estimate	Re_Estimate	Estimate	Indicative	
	2009	2010	2010	2011	2012	2013
Current Expenditures	2,798,930	2,918,100	2,785,000	2,857,800	2,985,800	3,043,800
601 Administrative and Support Service	2,798,930	2,918,100	2,785,000	2,857,800	2,985,800	3,043,800
Capital Expenditures	443,704	558,000	500,000	1,645,000	1,800,000	2,170,000
001 Administration Project	381,946	508,000	450,000	1,465,000	1,620,000	1,990,000
002 E-government Project	61,758	50,000	50,000	180,000	180,000	180,000
Program / Treasury	443,704	558,000	500,000	1,645,000	1,800,000	2,170,000
Total Program	3,242,634	3,476,100	3,285,000	4,502,800	4,785,800	5,213,800

Budget Chapter 1601 - Ministry of Industry and Trade Distributed According to the Program

2805	Organizing and Promoting Economic and Commercial Development Program
-------------	---

Objective of the program :

To work on developing the industry and trade and increase the efficiency of local industry to be capable of competing global products.

The strategic objective related to the program :

To contribute to enhance a stimulating environment for the economic and investment activity.

Directorates associated with the program :

- 1- External directorates (governorates).
- 2- Trade and stock directorate.
- 3- Maintenance directorate.
- 4- Policies directorate.

Services provided by the program :

- Contribute to improving the level of citizen's living.
- Contribute to improving the quality of national industry and improve the level of public safety in factories.
- Contribute to opening new markets through signed commercial protocols and agreements.

Staff working in the program :

The program is implemented through a functional staff in 2010 estimated with (159) staff, including (112) males and (47) females .

Performance Measurement Indicators for program

Performance Measurement Indicator	Base Year	Value	Actual value	Target Value	First Self Evaluation	Target			
			2009	2010	2010	2011	2012	2013	
			1	Number of production inputs exempted from tax custom (annually).	2006	145	150	50	30
2	Number of factories included in the industrial awareness and control programs.	2006	170	300	1000	350	400	450	500

Appropriations OF Organizing and Promoting Economic and Commercial Development Program as Per Activities and Projects.

Activities and Projects	Actual	Estimate	Re_Estimate	Estimate	Indicative	
	2009	2010	2010	2011	2012	2013
Current Expenditures	2,695,395	3,132,500	3,130,500	3,270,000	3,389,000	3,524,000
601 Organizing and implementing invest	478,395	529,500	527,500	600,000	639,000	674,000
602 Supporting investment affairs instit	2,217,000	2,603,000	2,603,000	2,670,000	2,750,000	2,850,000
Capital Expenditures	3,870,719	7,225,000	7,225,000	6,387,600	10,230,000	15,363,000
001 Organizing and Promoting Economi	45,395	25,000	25,000	20,000	25,000	25,000
004 Supporting the projects of Jordan In	2,232,776	1,800,000	1,800,000	1,080,000	1,400,000	1,300,000
005 Supporting the projects of Jordania	1,550,000	5,000,000	5,000,000	2,100,000	1,855,000	1,735,000
006 National Strategy for E-Commerce	42,548	400,000	400,000	222,600	0	0
007 Implementing the industrial policy d	0	0	0	2,910,000	3,500,000	6,000,000
008 Scientific Cooperation Project	0	0	0	0	500,000	500,000
009 Executing foreign trade strategy	0	0	0	55,000	40,000	33,000
010 Supporting exports	0	0	0	0	2,250,000	5,000,000
011 Protecting the national production	0	0	0	0	260,000	270,000
012 Supporting the industrial sector and	0	0	0	0	400,000	500,000
Program / Treasury	3,870,719	7,225,000	7,225,000	6,387,600	10,230,000	15,363,000
Total Program	6,566,114	10,357,500	10,355,500	9,657,600	13,619,000	18,887,000

Budget Chapter 1601 - Ministry of Industry and Trade Distributed According to the Program

2810	Trade and Strategic Inventory Program								
Objective of the program :									
To enhance the role of local and foreign trade in the GDP and provide the basic goods with suitable quality and at reasonable prices as well as to preserve the livestock through increasing the number of fodder centers to serve ranchers easily.									
The strategic objective related to the program :									
To regulate and control the internal and external trade.									
Directorates associated with the program :									
1- External directorates.									
2- Commercial register directorate.									
3- Legal affairs directorate.									
Services provided by the program :									
- Provide basic goods to the citizen at reasonable quality and price.									
Staff working in the program :									
The program is implemented through a functional staff in 2010 estimated with (165) staff, including (100) males and (65) females .									
Performance Measurement Indicators for program									
Performance Measurement Indicator		Base Year	Value	Actual value	Target Value	First Self Evaluation	Target		
				2009	2010	2010	2011	2012	2013
1	Number of commercial records which were corrected (annually).	2006	8000	21800	21500	8000	8500	9000	9500
Appropriations OF Trade and Strategic Inventory Program as Per Activities and Projects. (In JDs)									
Activities and Projects		Actual 2009	Estimate 2010	Re_Estimate 2010	Estimate 2011	Indicative 2012 2013			
Current Expenditures		331,342	421,900	417,500	464,900	485,400	505,400		
601	Regulating domestic and foreign co	331,342	421,900	417,500	464,900	485,400	505,400		
Capital Expenditures		34,501	50,000	50,000	51,000	65,000	60,000		
002	Reconciling trade registry condition	34,501	50,000	50,000	50,000	60,000	60,000		
003	Early alarm of the Kingdom's increa	0	0	0	1,000	5,000	0		
Program / Treasury		34,501	50,000	50,000	51,000	65,000	60,000		
Total Program		365,843	471,900	467,500	515,900	550,400	565,400		

Budget Chapter 1601 - Ministry of Industry and Trade Distributed According to the Program

2815	Industrial and Trade Sector Competitiveness Program
-------------	--

Objective of the program :

To develop a policy for competition which enforces market mechanisms through upgrading the capacities of concerned authorities by applying competition law and awareness of its provisions, find a reliable database in conducting studies related to competition in markets, and set competition in some economic sectors. Also, it aims to reach independence as per what is applicable in the international competition organizations.

The strategic objective related to the program :

To maximize the performance of commercial and industrial sectors.

Directorates associated with the program :

- 1- Competitiveness.
- 2- National Production Protection.
- 3- Property protection.

Services provided by the program :

- Enhance competitiveness and local capacities.
- Contribute to improving the investment environment.

Staff working in the program :

The program is implemented through a functional staff in 2010 estimated with (54) staff, including (23) males and (31) females .

Performance Measurement Indicators for program

	Performance Measurement Indicator	Base Year	Value	Actual value	Target Value	First Self Evaluation	Target		
				2009	2010	2010	2011	2012	2013
1	National exports growth rate.	2006	%12.9	%9.5	%10.5	%10	%10	%10	%10
2	Growth rate of imports.	2006	%9	%9	%10	%10	%10	%10.3	%10

Appropriations OF Industrial and Trade Sector Competitiveness Program as Per Activities and Projects. (In JDs)

Activities and Projects	Actual	Estimate	Re_Estimate	Estimate	Indicative	
	2009	2010	2010	2011	2012	2013
Current Expenditures	667,920	786,000	770,000	832,000	889,000	922,000
601 Enhancing cooperative capacity for	667,920	786,000	770,000	832,000	889,000	922,000
Capital Expenditures	75,285	145,000	110,000	70,000	70,000	70,000
001 Spreading Competition Culture	75,285	145,000	110,000	70,000	70,000	70,000
Program / Treasury	75,285	145,000	110,000	70,000	70,000	70,000
Total Program	743,205	931,000	880,000	902,000	959,000	992,000

Budget Chapter 1601 - Ministry of Industry and Trade Distributed According to the Program

2820	Following Up and Monitoring Trade Markets Program
-------------	--

Objective of the program :

To ensure the quality of goods and their availability in markets at reasonable prices and to prevent the manipulation of traders with customer's food and thereby preserving the rights of traders and owners of food factories through the effective control on markets and activation of customer protection society.

The strategic objective related to the program :

To develop and activate legislations to protect the rights of consumers and business sector.

Directorates associated with the program :

- 1- Foreign directorates.
- 2- Markets control directorate.
- 3-Industrial development directorate.

Services provided by the program :

- Improve the level of services provided to citizens.

Staff working in the program :

The program is implemented through a functional staff in 2010 estimated with (133) staff, including (93) males and (40) females .

Performance Measurement Indicators for program

Performance Measurement Indicator		Base Year	Value	Actual value	Target Value	First Self Evaluation	Target		
				2009	2010	2010	2011	2012	2013
1	Number of issued trading violations.	2006	4103	3850	3600	2436	2330	2045	1250

Appropriations OF Following Up and Monitoring Trade Markets Program as Per Activities and Projects. (In JDs)

Activities and Projects		Actual	Estimate	Re_Estimate	Estimate	Indicative	
		2009	2010	2010	2011	2012	2013
Current Expenditures		327,507	353,500	350,000	401,300	430,800	449,800
601	Markets control and follow up	327,507	353,500	350,000	401,300	430,800	449,800
Capital Expenditures		283,944	50,000	50,000	40,000	75,000	0
001	Following Up and Monitoring Trade	268,411	50,000	50,000	40,000	75,000	0
002	Establishing the National Ownership	15,533	0	0	0	0	0
Program / Treasury		283,944	50,000	50,000	40,000	75,000	0
Total Program		611,451	403,500	400,000	441,300	505,800	449,800

Chapter :1601 Ministry of Industry and Trade

Vision A distinguished ministry that follows a pioneer and initiative role in developing national economy and reinforcing competitiveness, in order to achieve the national objectives, upgrade national economy to reach levels that are internationally distinctive, whereas its effects can reflect on citizens' living conditions.

Mission Contributing in realizing sustainable economic development through efficient and effective management of Jordan's economic, commercial, regional, and multinational relations, in addition to developing and executing policies, legislations and programs aiming at reinforcing business and investment environment, which shall accordingly increase the economic attractiveness, and ensure the protection of rights and interests of consumers and the business sector.

Legal Framework : Industry and Trade Law No. (18) for the year 1998, as amended.

Strategic Plan :

Preparation Year :2009

Period Covered By The Plan :2010-2012

Strategic Objectives / Performance Indicators										
Strategic Objectives Description	Performance Measurement Indicators		Base Value		Actual Value	Target Value	Initial Internal Evaluatio	Target		
			Base Year	Value				2009	2010	2011
			1 - Maximizing the performance of both commercial and industrial sectors.	1	Percentage of industrial sector contribution in the GDP (base prices).	2006	%25.7	%28	%23	%25
2 - Contributing to the reinforcement of an environment that encourages economic and investment activity.	1	Growth average of local employment in the industrial sector.	2005	%7.2	%4.9	%5.5	%5.5	%5.5	%5.5	%5.5
3 - Organizing and controlling domestic and foreign trade.	1	Number of complaints regarding the availability and quality of basic commodities.	2006	300	310	180	256	230	200	185
4 - Developing and activating legislations to protect the rights of consumers and business sector.	1	Number of complaints of stakeholders who deal with the local market.	2006	420	375	300	265	230	200	185
5 - Making the Ministry's work more efficient and effective.	1	Satisfaction degree of the Ministry's clients.	2006	%85	%87	%89	%89	%91	%92	%93

Programs / Performance Indicators												
Goal	Programs		Description of Performance Indicators		Base Value		Actual Value	Target Value	Initial Internal	Target		
					Base Year	Value				2009	2010	2010
					1	2815	Industrial and Trade Sector Competitiveness	1	National exports growth rate.	2006	%12.9	%9.5
			2	Growth rate of imports.	2006	%9	%9	%10	%10	%10	%10.3	%10
2	2805	Organizing and Promoting Economic and Commercial Development	1	Number of production inputs exempted from tax custom (annually).	2006	145	150	50	30	30	30	30
			2	Number of factories included in the industrial awareness and control programs.	2006	170	300	1000	350	400	450	500
3	2810	Trade and Strategic Inventory	1	Number of commercial records which were corrected (annually).	2006	8000	21800	21500	8000	8500	9000	9500
4	2820	Following Up and Monitoring Trade Markets	1	Number of issued trading violations.	2006	4103	3850	3600	2436	2330	2045	1250
5	2801	Administration and Support Services	1	Number of simplified procedures for service recipients.	2006	7	7	7	7	7	7	7

Programs Appropriations									
Goal	Programs			Actual	Estimated	Restemated	Estimated	Indecative	Indecative
				2009	2010	2010	2011	2012	2013
1	2815	Industrial and Trade Sector Competitiveness	Current	667920	786000	770000	832000	889000	922000
			Capital	75285	145000	110000	70000	70000	70000
			Total	743205	931000	880000	902000	959000	992000
2	2805	Organizing and Promoting Economic and Commercial Development	Current	2695395	3132500	3130500	3270000	3389000	3524000
			Capital	3870719	7225000	7225000	6387600	10230000	15363000
			Total	6566114	10357500	10355500	9657600	13619000	18887000
3	2810	Trade and Strategic Inventory	Current	331342	421900	417500	464900	485400	505400
			Capital	34501	50000	50000	51000	65000	60000
			Total	365843	471900	467500	515900	550400	565400
4	2820	Following Up and Monitoring Trade Markets	Current	327507	353500	350000	401300	430800	449800
			Capital	283944	50000	50000	40000	75000	0
			Total	611451	403500	400000	441300	505800	449800
5	2801	Administration and Support Services	Current	2798930	2918100	2785000	2857800	2985800	3043800
			Capital	443704	558000	500000	1645000	1800000	2170000
			Total	3242634	3476100	3285000	4502800	4785800	5213800
			Total of Current	6821094	7612000	7453000	7826000	8180000	8445000
			Total of Capital	4708153	8028000	7935000	8193600	12240000	17663000
			Total of Chapter	11529247	15640000	15388000	16019600	20420000	26108000

Current Activities Appropriations									
Prog.	Projects			Actual	Estimated	Restemated	Estimated	Indecative	Indecative
				2009	2010	2010	2011	2012	2013
2815	601	Enhancing cooperative capacity for the industrial and comm	667920	786000	770000	832000	889000	922000	
		Total of Program	667920	786000	770000	832000	889000	922000	
2805	601	Organizing and implementing investment promotion program	478395	529500	527500	600000	639000	674000	
		602 Supporting investment affairs institutions	2217000	2603000	2603000	2670000	2750000	2850000	
		Total of Program	2695395	3132500	3130500	3270000	3389000	3524000	
2810	601	Regulating domestic and foreign commerce	331342	421900	417500	464900	485400	505400	
		Total of Program	331342	421900	417500	464900	485400	505400	
2820	601	Markets control and follow up	327507	353500	350000	401300	430800	449800	
		Total of Program	327507	353500	350000	401300	430800	449800	
2801	601	Administrative and Support Services	2798930	2918100	2785000	2857800	2985800	3043800	
		Total of Program	2798930	2918100	2785000	2857800	2985800	3043800	
		Total	6821094	7612000	7453000	7826000	8180000	8445000	

Capital Projects Appropriations

Prog.	Projects		Actual	Estimated	Restemated	Estimated	Indecative	Indecative
			2009	2010	2010	2011	2012	2013
2815	001	Spreading Competition Culture	75285	145000	110000	70000	70000	70000
		Total of Program	75285	145000	110000	70000	70000	70000
2805	001	Organizing and Promoting Economic and Commercial Development	45395	25000	25000	20000	25000	25000
	004	Supporting the projects of Jordan Investment Board	2232776	1800000	1800000	1080000	1400000	1300000
	005	Supporting the projects of Jordanian Enterprise Development	1550000	5000000	5000000	2100000	1855000	1735000
	006	National Strategy for E-Commerce	42548	400000	400000	222600	0	0
	007	Implementing the industrial policy document	0	0	0	2910000	3500000	6000000
	008	Scientific Cooperation Project	0	0	0	0	500000	500000
	009	Executing foreign trade strategy	0	0	0	55000	40000	33000
	010	Supporting exports	0	0	0	0	2250000	5000000
	011	Protecting the national production	0	0	0	0	260000	270000
	012	Supporting the industrial sector and the industrial development	0	0	0	0	400000	500000
		Total of Program	3870719	7225000	7225000	6387600	10230000	15363000
2810	002	Reconciling trade registry conditions	34501	50000	50000	50000	60000	60000
	003	Early alarm of the Kingdom's increasing imports	0	0	0	1000	5000	0
		Total of Program	34501	50000	50000	51000	65000	60000
2820	001	Following Up and Monitoring Trade Markets Program Administration	268411	50000	50000	40000	75000	0
	002	Establishing the National Ownership Protection Commission	15533	0	0	0	0	0
		Total of Program	283944	50000	50000	40000	75000	0
2801	001	Administration Project	381946	508000	450000	1465000	1620000	1990000
	002	E-government Project	61758	50000	50000	180000	180000	180000
		Total of Program	443704	558000	500000	1645000	1800000	2170000
		Total	4708153	8028000	7935000	8193600	12240000	17663000

Overall Summary of Current Expenditures for the years 2009 - 2013

Chapter: 1601 Ministry of Industry and Trade

(In JDs)

Group	Item	Description	Actual 2009	Estimated 2010	Restimated 2010	Estimated 2011	Indicative 2012	Indicative 2013
21		Compensations of Employees						
2111		Salaries, Wages and allowances						
	101	Classified Employees' Salaries	214478	220000	219000	221000	227000	231000
	102	Permanent Unclassified Employees' Salaries	577399	606000	606000	677000	707000	733000
	103	Contract Employees' Salaries	464820	482000	478000	466000	494000	507000
	105	Personal Cost of Living Allowance	1025665	1050000	1050000	1285600	1354600	1385600
	106	Family Allowance	87752	90000	89000	102000	110000	118000
	107	Basic Allowance	234620	250000	250000	264000	279000	288000
	110	Overtime Allowance	8301	14000	13900	17000	20000	23000
	111	Additional Allowance	222111	225000	223600	237000	247000	261000
	112	Other Allowances	504500	600000	545000	463000	470000	479000
	113	Transportation Allowance	142484	160000	158000	168500	178000	184000
	114	Transport Allowance	73737	85000	78500	98000	104000	107000
	115	Field Visit Allowance	778	3000	3000	3000	3000	4000
	116	Employees' bonuses	99721	130000	130000	141500	148000	155000
		Total	3656366	3915000	3844000	4143600	4341600	4475600
2121		Social Security Contributions						
	301	Social Security	242507	300000	296000	322400	334400	346400
		Total	242507	300000	296000	322400	334400	346400
22		Use of Goods and Services						
2211		Use of Goods and Services						
	201	Rents	39433	54000	53000	54000	54000	54000
	202	Telecommunications Services	41639	55000	44000	45000	47000	48000
	203	Water	5587	6000	4000	4000	5000	6000
	204	Electricity	49967	42000	33000	35000	40000	41000
	205	Fuels	82985	68000	55000	55000	58000	65000
	206	Maintenance of Machines, furniture and ac	36364	20000	19000	18000	20000	22000
	207	Maintenance of Vehicles, Heavy Duty Mach	35812	20000	15000	17000	17000	18000
	208	Repair and maintenance of buildings and a	17994	20000	18000	15000	17000	19000
	209	Office Supplies	80721	95000	80000	75000	85000	85000
	210	Raw materials (Medicines, Clothes, Food,	4034	6000	4000	4000	5000	5000
	211	Cleaning Services and supplies (including	62621	65000	65000	65000	70000	71000
	212	Insurance	8635	10000	5000	5000	6000	6000
	213	Official Travel Missions	10306	9000	8000	8000	9000	10000
	214	Other goods and services expenses	203336	290000	277000	235000	256000	256000
		Total	679434	760000	680000	635000	689000	706000
26		Subsidy/Grants						
2631		Subsidy to public gov. units						
	313	Subsidy to public gov.units/current	2217000	2603000	2603000	2670000	2750000	2850000
		Total	2217000	2603000	2603000	2670000	2750000	2850000
28		Other expenditures						
2821		Other current expenses						
	302	Contributions	0	0	0	25000	25000	25000
	303	Scientific Scholarships and Training Cours	25787	34000	30000	30000	40000	42000
		Total	25787	34000	30000	55000	65000	67000
		Total of Chapter	6821094	7612000	7453000	7826000	8180000	8445000

Current Expenditures According to Program and Activities For The Years 2009 - 2013

Chapter : 1601 - Ministry of Industry and Trade

(In JDs)

Program : 2801 - Administration and Support Services								
Activity : 601 - Administrative and Support Services								
Group	Item	Description	Actual 2009	Estimated 2010	Re-estimated 2010	Estimated 2011	Indicative 2012	Indicative 2013
21		Compensations of Employees						
2111		Salaries, Wages and allowances						
	101	Classified Employees' Salaries	128903	135000	134000	135000	136000	136000
	102	Permanent Unclassified Employees' Salaries	308079	282000	282000	319000	330000	335000
	103	Contract Employees' Salaries	131141	155000	155000	165000	170000	175000
	105	Personal Cost of Living Allowance	525805	410000	410000	492700	522700	527700
	106	Family Allowance	28386	35000	35000	44000	47000	50000
	107	Basic Allowance	111345	130000	130000	135000	140000	140000
	110	Overtime Allowance	8301	10100	10000	11000	12000	14000
	111	Additional Allowance	84532	110000	110000	124000	125000	130000
	112	Other Allowances	457670	500000	455000	380000	380000	384000
	113	Transportation Allowance	49310	65000	64000	83000	85000	87000
	114	Transport Allowance	35999	45000	39000	42000	43000	43000
	115	Field Visit Allowance	778	3000	3000	3000	3000	4000
	116	Employees' bonuses	60000	80000	80000	87000	89000	92000
		Total	1930249	1960100	1907000	2020700	2082700	2117700
2121		Social Security Contributions						
	301	Social Security	176283	185000	185000	194100	199100	204100
		Total	176283	185000	185000	194100	199100	204100
22		Use of Goods and Services						
2211		Use of Goods and Services						
	201	Rents	39433	54000	53000	54000	54000	54000
	202	Telecommunications Services	41639	55000	44000	45000	47000	48000
	203	Water	5587	6000	4000	4000	5000	6000
	204	Electricity	49967	42000	33000	35000	40000	41000
	205	Fuels	82985	68000	55000	55000	58000	65000
	206	Maintenance of Machines, furniture and acc	36364	20000	19000	18000	20000	22000
	207	Maintenance of Vehicles, Heavy Duty Machi	35812	20000	15000	17000	17000	18000
	208	Repair and maintenance of buildings and ac	17994	20000	18000	15000	17000	19000
	209	Office Supplies	80721	95000	80000	75000	85000	85000
	210	Raw materials (Medicines, Clothes, Food, F	4034	6000	4000	4000	5000	5000
	211	Cleaning Services and supplies (including	62621	65000	65000	65000	70000	71000
	212	Insurance	8635	10000	5000	5000	6000	6000
	213	Official Travel Missions	10306	9000	8000	8000	9000	10000
	214	Other goods and services expenses	203336	290000	277000	235000	256000	256000
	006	Medical treatments	3532	20000	20000	19000	20000	20000
	024	Commercial Centers	126000	200000	195000	166000	166000	166000
	999	n.e.c	73804	70000	62000	50000	70000	70000
		Total	679434	760000	680000	635000	689000	706000
28		Other expenditures						
2821		Other current expenses						
	303	Scientific Scholarships and Training Course	12964	13000	13000	8000	15000	16000
		Total	12964	13000	13000	8000	15000	16000
		Total of Activity	2798930	2918100	2785000	2857800	2985800	3043800
		Total of Program	2798930	2918100	2785000	2857800	2985800	3043800

Current Expenditures According to Program and Activities For The Years 2009 - 2013

Chapter : 1601 - Ministry of Industry and Trade

(In JDs)

Program : 2805 - Organizing and Promoting Economic and Commercial Development								
Activity : 601 - Organizing and implementing investment promotion programs								
Group	Item	Description	Actual 2009	Estimated 2010	Re-estimated 2010	Estimated 2011	Indicative 2012	Indicative 2013
21		Compensations of Employees						
2111		Salaries, Wages and allowances						
	101	Classified Employees' Salaries	29118	30000	30000	28000	29000	29000
	102	Permanent Unclassified Employees' Salaries	92080	108500	108500	120000	129000	140000
	103	Contract Employees' Salaries	10685	15000	15000	6000	6000	7000
	105	Personal Cost of Living Allowance	166665	177000	177000	213200	227200	238200
	106	Family Allowance	17141	17000	17000	18000	19000	20000
	107	Basic Allowance	38205	43000	43000	45000	50000	55000
	110	Overtime Allowance	0	1000	1000	2000	3000	3000
	111	Additional Allowance	35650	42000	41000	38000	40000	42000
	113	Transportation Allowance	31281	32000	32000	27500	29000	30000
	114	Transport Allowance	9471	11000	11000	19500	22000	23000
	116	Employees' bonuses	9470	14000	14000	15000	16000	17000
		Total	439766	490500	489500	532200	570200	604200
2121		Social Security Contributions						
	301	Social Security	33769	34000	33000	36800	37800	38800
		Total	33769	34000	33000	36800	37800	38800
28		Other expenditures						
2821		Other current expenses						
	302	Contributions	0	0	0	25000	25000	25000
		999 n.e.c	0	0	0	25000	25000	25000
	303	Scientific Scholarships and Training Courses	4860	5000	5000	6000	6000	6000
		Total	4860	5000	5000	31000	31000	31000
		Total of Activity	478395	529500	527500	600000	639000	674000
Activity : 602 - Supporting investment affairs institutions								
Group	Item	Description	Actual 2009	Estimated 2010	Re-estimated 2010	Estimated 2011	Indicative 2012	Indicative 2013
26		Subsidy/Grants						
2631		Subsidy to public gov. units						
	313	Subsidy to public gov.units/current	2217000	2603000	2603000	2670000	2750000	2850000
		004 Jordan Investment Board	967000	1078000	1078000	1150000	1150000	1150000
		012 Jordan Enterprise Development Corporation	1250000	1500000	1500000	1500000	1600000	1700000
		016 Jordan Agency for Enterprise and Investment	0	25000	25000	20000	0	0
		Total	2217000	2603000	2603000	2670000	2750000	2850000
		Total of Activity	2217000	2603000	2603000	2670000	2750000	2850000
		Total of Program	2695395	3132500	3130500	3270000	3389000	3524000
Program : 2810 - Trade and Strategic Inventory								
Activity : 601 - Regulating domestic and foreign commerce								
Group	Item	Description	Actual 2009	Estimated 2010	Re-estimated 2010	Estimated 2011	Indicative 2012	Indicative 2013
21		Compensations of Employees						
2111		Salaries, Wages and allowances						
	101	Classified Employees' Salaries	12330	14000	14000	15000	16000	17000
	102	Permanent Unclassified Employees' Salaries	61519	76000	76000	88000	91000	94000
	103	Contract Employees' Salaries	34335	45000	43000	35000	37000	38000
	105	Personal Cost of Living Allowance	123075	160000	160000	194900	199900	204900
	106	Family Allowance	14340	18000	18000	19000	20000	21000
	107	Basic Allowance	26745	30000	30000	31000	32000	33000
	110	Overtime Allowance	0	900	900	1000	1000	2000
	111	Additional Allowance	5920	12000	11600	10000	11000	12000
	113	Transportation Allowance	20824	15000	15000	12000	13000	14000
	114	Transport Allowance	7930	10000	10000	14000	15000	16000
	116	Employees' bonuses	10285	12000	12000	12500	13000	14000
		Total	317303	392900	390500	432400	448900	465900
2121		Social Security Contributions						
	301	Social Security	10589	25000	24000	27500	30500	32500
		Total	10589	25000	24000	27500	30500	32500
28		Other expenditures						
2821		Other current expenses						
	303	Scientific Scholarships and Training Courses	3450	4000	3000	5000	6000	7000
		Total	3450	4000	3000	5000	6000	7000
		Total of Activity	331342	421900	417500	464900	485400	505400
		Total of Program	331342	421900	417500	464900	485400	505400

Current Expenditures According to Program and Activities For The Years 2009 - 2013

Chapter : 1601 - Ministry of Industry and Trade

(In JDs)

Program : 2815 - Industrial and Trade Sector Competitiveness								
Activity : 601 - Enhancing cooperative capacity for the industrial and commercial sector								
Group	Item	Description	Actual 2009	Estimated 2010	Re-estimated 2010	Estimated 2011	Indicative 2012	Indicative 2013
21		Compensations of Employees						
2111		Salaries, Wages and allowances						
	101	Classified Employees' Salaries	25306	24000	24000	25000	27000	30000
	102	Permanent Unclassified Employees' Salaries	56323	67000	67000	75000	77000	79000
	103	Contract Employees' Salaries	282554	267000	265000	255000	275000	280000
	105	Personal Cost of Living Allowance	106655	163000	163000	213200	223200	228200
	106	Family Allowance	14053	10000	10000	11000	13000	15000
	107	Basic Allowance	31330	25000	25000	30000	32000	35000
	110	Overtime Allowance	0	1000	1000	1500	2000	2000
	111	Additional Allowance	31280	32000	32000	35000	38000	42000
	112	Other Allowances	46830	100000	90000	83000	90000	95000
	113	Transportation Allowance	26466	33000	32000	28500	32000	33000
	114	Transport Allowance	14177	11000	11000	16000	17000	18000
	116	Employees' bonuses	9567	11000	11000	13000	15000	15000
		Total	644541	744000	731000	786200	841200	872200
2121		Social Security Contributions						
	301	Social Security	18866	35000	34000	39800	40800	42800
		Total	18866	35000	34000	39800	40800	42800
28		Other expenditures						
2821		Other current expenses						
	303	Scientific Scholarships and Training Courses	4513	7000	5000	6000	7000	7000
		Total	4513	7000	5000	6000	7000	7000
		Total of Activity	667920	786000	770000	832000	889000	922000
		Total of Program	667920	786000	770000	832000	889000	922000

Program : 2820 - Following Up and Monitoring Trade Markets

Activity : 601 - Markets control and follow up

Group	Item	Description	Actual 2009	Estimated 2010	Re-estimated 2010	Estimated 2011	Indicative 2012	Indicative 2013
21		Compensations of Employees						
2111		Salaries, Wages and allowances						
	101	Classified Employees' Salaries	18821	17000	17000	18000	19000	19000
	102	Permanent Unclassified Employees' Salaries	59398	72500	72500	75000	80000	85000
	103	Contract Employees' Salaries	6105	0	0	5000	6000	7000
	105	Personal Cost of Living Allowance	103465	140000	140000	171600	181600	186600
	106	Family Allowance	13832	10000	9000	10000	11000	12000
	107	Basic Allowance	26995	22000	22000	23000	25000	25000
	110	Overtime Allowance	0	1000	1000	1500	2000	2000
	111	Additional Allowance	64729	29000	29000	30000	33000	35000
	113	Transportation Allowance	14603	15000	15000	17500	19000	20000
	114	Transport Allowance	6160	8000	7500	6500	7000	7000
	116	Employees' bonuses	10399	13000	13000	14000	15000	17000
		Total	324507	327500	326000	372100	398600	415600
2121		Social Security Contributions						
	301	Social Security	3000	21000	20000	24200	26200	28200
		Total	3000	21000	20000	24200	26200	28200
28		Other expenditures						
2821		Other current expenses						
	303	Scientific Scholarships and Training Courses	0	5000	4000	5000	6000	6000
		Total	0	5000	4000	5000	6000	6000
		Total of Activity	327507	353500	350000	401300	430800	449800
		Total of Program	327507	353500	350000	401300	430800	449800
		Total of Chapter	6821094	7612000	7453000	7826000	8180000	8445000

Overall Summary of Capital Expenditures For The Years 2009 - 2013

chapter : 1601 Ministry of Industry and Trade

(In JDs)

Group	Item	Description	Actual 2009	Estimated 2010	Re-Estimated 2010	Estimated 2011	Indicative 2012	Indicative 2013
		Expenditures						
21		Compensations of Employees						
2111		Salaries, Wages and allowances						
	502	Wages	25000	25000	25000	20000	25000	25000
Total			25000	25000	25000	20000	25000	25000
22		Use of Goods and Services						
2211		Use of Goods and Services						
	510	Buildings and facilities repair and mainten	94703	200000	160000	250000	250000	400000
	512	Operating and maintenance Expenses	408665	885000	845000	3773600	7750000	13198000
Total			503368	1085000	1005000	4023600	8000000	13598000
26		Subsidy/Grants						
2632		Subsidy to other public gov. units/capital						
	509	Subsidy to other public gov. units/capital	3782776	6800000	6800000	3890000	3965000	3745000
Total			3782776	6800000	6800000	3890000	3965000	3745000
28		Other expenditures						
2822		Other Capital expenditures						
	504	Studies, Researches and Consultations	34367	25000	25000	65000	30000	25000
Total			34367	25000	25000	65000	30000	25000
		Fixed Assets						
31		Non-financial Assets						
3112		Machinery and Equipment						
	505	Equipments, Machines and Apparatus	143142	93000	80000	195000	220000	270000
	506	Vehicles and Heavy Duty Machines	219500	0	0	0	0	0
Total			362642	93000	80000	195000	220000	270000
Total of Chapter			4708153	8028000	7935000	8193600	12240000	17663000

Capital Expenditures According to Program and Projects For the years 2009 - 2013

Chapter : 1601 Ministry of Industry and Trade

(In JDs)

Program 2801 Administration and Support Services								
Project		001 Administration Project						
Fund Source		102001 Capital (Treasury)						
Group	item	Description	Actual 2009	Estimated 2010	Re-Estimated 2010	Estimated 2011	Indicative 2012	Indicative 2013
22		Use of Goods and Services						
2211		Use of Goods and Services						
	510	Buildings and facilities repair and mai						
	008	Miscellaneous buildings maintena	94703	200000	160000	250000	250000	400000
		Total of Item	94703	200000	160000	250000	250000	400000
	512	Operating and maintenance Expense						
	012	Subscriptions and Insurances	74908	0	0	0	0	0
	014	Archiving and Documentation	45284	60000	57000	40000	70000	80000
	018	Computer networks Maintenanc	23909	25000	25000	110000	150000	200000
	036	Computerization and automation	0	130000	128000	120000	130000	195000
	999	n.e.c	0	0	0	40000	90000	135000
		Total of Item	144101	215000	210000	310000	440000	610000
26		Subsidy/Grants						
2632		Subsidy to other public gov. units/cap						
	509	Subsidy to other public gov. units/cap						
	112	Jordan's contribution in Private S	0	0	0	710000	710000	710000
		Total of Item	0	0	0	710000	710000	710000
31		Non-financial Assets						
3112		Machinery and Equipment						
	505	Equipments, Machines and Apparatu						
	001	Computers and accessories	98059	48000	40000	120000	130000	150000
	003	Office apparatus and equipment	45083	45000	40000	25000	60000	120000
	999	n.e.c	0	0	0	50000	30000	0
		Total of Item	143142	93000	80000	195000	220000	270000
		Total of Project / Treasury	381946	508000	450000	1465000	1620000	1990000
Project		002 E-government Project						
Fund Source		102001 Capital (Treasury)						
Group	item	Description	Actual 2009	Estimated 2010	Re-Estimated 2010	Estimated 2011	Indicative 2012	Indicative 2013
22		Use of Goods and Services						
2211		Use of Goods and Services						
	512	Operating and maintenance Expense						
	015	Operating systems and software	61758	50000	50000	180000	180000	180000
		Total of Item	61758	50000	50000	180000	180000	180000
		Total of Project / Treasury	61758	50000	50000	180000	180000	180000
		Total of Program	443704	558000	500000	1645000	1800000	2170000

Capital Expenditures According to Program and Projects For the years 2009 - 2013

Chapter : 1601 Ministry of Industry and Trade

(In JDs)

Program 2805 Organizing and Promoting Economic and Commercial Development								
Project		001 Organizing and Promoting Economic and Commercial Development Program Adminis						
Fund Source		102001 Capital (Treasury)						
Group	item	Description	Actual 2009	Estimated 2010	Re-Estimated 2010	Estimated 2011	Indicative 2012	Indicative 2013
21		Compensations of Employees						
2111		Salaries, Wages and allowances						
	502	Wages						
	004	Bonuses	25000	25000	25000	20000	25000	25000
		Total of Item	25000	25000	25000	20000	25000	25000
22		Use of Goods and Services						
2211		Use of Goods and Services						
	512	Operating and maintenance Expense						
	017	Promotion, advertising and PR	8000	0	0	0	0	0
		Total of Item	8000	0	0	0	0	0
28		Other expenditures						
2822		Other Capital expenditures						
	504	Studies, Researches and Consultation						
	024	Market Studies	12395	0	0	0	0	0
		Total of Item	12395	0	0	0	0	0
		Total of Project / Treasury	45395	25000	25000	20000	25000	25000
Project		004 Supporting the projects of Jordan Investment Board						
Fund Source		102001 Capital (Treasury)						
Group	item	Description	Actual 2009	Estimated 2010	Re-Estimated 2010	Estimated 2011	Indicative 2012	Indicative 2013
26		Subsidy/Grants						
2632		Subsidy to other public gov. units/cap						
	509	Subsidy to other public gov. units/cap						
	007	Jordan Investment Board	2232776	1800000	1800000	1080000	1400000	1300000
		Total of Item	2232776	1800000	1800000	1080000	1400000	1300000
		Total of Project / Treasury	2232776	1800000	1800000	1080000	1400000	1300000
Project		005 Supporting the projects of Jordanian Enterprise Development Corporation						
Fund Source		102001 Capital (Treasury)						
Group	item	Description	Actual 2009	Estimated 2010	Re-Estimated 2010	Estimated 2011	Indicative 2012	Indicative 2013
26		Subsidy/Grants						
2632		Subsidy to other public gov. units/cap						
	509	Subsidy to other public gov. units/cap						
	018	Jordan Enterprise Development	1550000	5000000	5000000	2100000	1855000	1735000
		Total of Item	1550000	5000000	5000000	2100000	1855000	1735000
		Total of Project / Treasury	1550000	5000000	5000000	2100000	1855000	1735000

Capital Expenditures According to Program and Projects For the years 2009 - 2013

Chapter : 1601 Ministry of Industry and Trade

(In JDs)

Program 2805 Organizing and Promoting Economic and Commercial Development								
Project		006 National Strategy for E-Commerce						
Fund Source		102001 Capital (Treasury)						
Group	item	Description	Actual 2009	Estimated 2010	Re-Estimated 2010	Estimated 2011	Indicative 2012	Indicative 2013
22		Use of Goods and Services						
2211		Use of Goods and Services						
	512	Operating and maintenance Expense						
	008	Training expenses	0	20000	20000	30000	0	0
	017	Promotion, advertising and PR	20576	0	0	119600	0	0
	036	Computerization and automation	0	355000	355000	53000	0	0
		Total of Item	20576	375000	375000	202600	0	0
28		Other expenditures						
2822		Other Capital expenditures						
	504	Studies, Researches and Consultation						
	013	Legal Consultations	21972	0	0	0	0	0
	036	Different studies	0	25000	25000	20000	0	0
		Total of Item	21972	25000	25000	20000	0	0
		Total of Project / Treasury	42548	400000	400000	222600	0	0
Project		007 Implementing the industrial policy document						
Fund Source		102001 Capital (Treasury)						
Group	item	Description	Actual 2009	Estimated 2010	Re-Estimated 2010	Estimated 2011	Indicative 2012	Indicative 2013
22		Use of Goods and Services						
2211		Use of Goods and Services						
	512	Operating and maintenance Expense						
	015	Operating systems and software	0	0	0	40000	50000	75000
	032	Conventions Celebrations and Wc	0	0	0	34400	15000	0
	999	n.e.c	0	0	0	2835600	3435000	5925000
		Total of Item	0	0	0	2910000	3500000	6000000
		Total of Project / Treasury	0	0	0	2910000	3500000	6000000
Project		008 Scientific Cooperation Project						
Fund Source		102001 Capital (Treasury)						
Group	item	Description	Actual 2009	Estimated 2010	Re-Estimated 2010	Estimated 2011	Indicative 2012	Indicative 2013
22		Use of Goods and Services						
2211		Use of Goods and Services						
	512	Operating and maintenance Expense						
	999	n.e.c	0	0	0	0	500000	500000
		Total of Item	0	0	0	0	500000	500000
		Total of Project / Treasury	0	0	0	0	500000	500000

Capital Expenditures According to Program and Projects For the years 2009 - 2013

Chapter : 1601 Ministry of Industry and Trade

(In JDs)

Program 2805 Organizing and Promoting Economic and Commercial Development								
Project		009 Executing foreign trade strategy						
Fund Source		102001 Capital (Treasury)						
Group	item	Description	Actual 2009	Estimated 2010	Re-Estimated 2010	Estimated 2011	Indicative 2012	Indicative 2013
22		Use of Goods and Services						
2211		Use of Goods and Services						
	512	Operating and maintenance Expense						
	014	Archiving and Documentation	0	0	0	0	4000	4000
	999	n.e.c	0	0	0	20000	16000	14000
		Total of Item	0	0	0	20000	20000	18000
28		Other expenditures						
2822		Other Capital expenditures						
	504	Studies, Researches and Consultation						
	012	Economic Studies	0	0	0	35000	20000	15000
		Total of Item	0	0	0	35000	20000	15000
		Total of Project / Treasury	0	0	0	55000	40000	33000
Project		010 Supporting exports						
Fund Source		102001 Capital (Treasury)						
Group	item	Description	Actual 2009	Estimated 2010	Re-Estimated 2010	Estimated 2011	Indicative 2012	Indicative 2013
22		Use of Goods and Services						
2211		Use of Goods and Services						
	512	Operating and maintenance Expense						
	999	n.e.c	0	0	0	0	2250000	5000000
		Total of Item	0	0	0	0	2250000	5000000
		Total of Project / Treasury	0	0	0	0	2250000	5000000
Project		011 Protecting the national production						
Fund Source		102001 Capital (Treasury)						
Group	item	Description	Actual 2009	Estimated 2010	Re-Estimated 2010	Estimated 2011	Indicative 2012	Indicative 2013
22		Use of Goods and Services						
2211		Use of Goods and Services						
	512	Operating and maintenance Expense						
	999	n.e.c	0	0	0	0	260000	270000
		Total of Item	0	0	0	0	260000	270000
		Total of Project / Treasury	0	0	0	0	260000	270000
Project		012 Supporting the industrial sector and the industrial development						
Fund Source		102001 Capital (Treasury)						
Group	item	Description	Actual 2009	Estimated 2010	Re-Estimated 2010	Estimated 2011	Indicative 2012	Indicative 2013
22		Use of Goods and Services						
2211		Use of Goods and Services						
	512	Operating and maintenance Expense						
	999	n.e.c	0	0	0	0	400000	500000
		Total of Item	0	0	0	0	400000	500000
		Total of Project / Treasury	0	0	0	0	400000	500000
Total of Program			3870719	7225000	7225000	6387600	10230000	15363000

Capital Expenditures According to Program and Projects For the years 2009 - 2013

Chapter : 1601 Ministry of Industry and Trade

(In JDs)

Program 2810 Trade and Strategic Inventory								
Project		002 Reconciling trade registry conditions						
Fund Source		102001 Capital (Treasury)						
Group	item	Description	Actual 2009	Estimated 2010	Re-Estimated 2010	Estimated 2011	Indicative 2012	Indicative 2013
22		Use of Goods and Services						
2211		Use of Goods and Services						
	512	Operating and maintenance Expense						
	999	n.e.c	34501	50000	50000	40000	50000	50000
		Total of Item	34501	50000	50000	40000	50000	50000
28		Other expenditures						
2822		Other Capital expenditures						
	504	Studies, Researches and Consultation						
	024	Market Studies	0	0	0	10000	10000	10000
		Total of Item	0	0	0	10000	10000	10000
		Total of Project / Treasury	34501	50000	50000	50000	60000	60000
Project		003 Early alarm of the Kingdom's increasing imports						
Fund Source		102001 Capital (Treasury)						
Group	item	Description	Actual 2009	Estimated 2010	Re-Estimated 2010	Estimated 2011	Indicative 2012	Indicative 2013
22		Use of Goods and Services						
2211		Use of Goods and Services						
	512	Operating and maintenance Expense						
	999	n.e.c	0	0	0	1000	5000	0
		Total of Item	0	0	0	1000	5000	0
		Total of Project / Treasury	0	0	0	1000	5000	0
		Total of Program	34501	50000	50000	51000	65000	60000

Capital Expenditures According to Program and Projects For the years 2009 - 2013

Chapter : 1601 Ministry of Industry and Trade

(In JDs)

Program 2815 Industrial and Trade Sector Competitiveness								
Project		001 Spreading Competition Culture						
Fund Source		102001 Capital (Treasury)						
Group	item	Description	Actual 2009	Estimated 2010	Re-Estimated 2010	Estimated 2011	Indicative 2012	Indicative 2013
22		Use of Goods and Services						
2211		Use of Goods and Services						
	512	Operating and maintenance Expense						
	008	Training expenses	10905	85000	70000	20000	15000	15000
	017	Promotion, advertising and PR	56424	0	0	35000	35000	35000
	032	Conventions Celebrations and Wo	0	30000	25000	15000	20000	20000
	999	n.e.c	7956	30000	15000	0	0	0
		Total of Item	75285	145000	110000	70000	70000	70000
		Total of Project / Treasury	75285	145000	110000	70000	70000	70000
		Total of Program	75285	145000	110000	70000	70000	70000

Capital Expenditures According to Program and Projects For the years 2009 - 2013

Chapter : 1601 Ministry of Industry and Trade

(In JDs)

Program 2820 Following Up and Monitoring Trade Markets								
Project		001 Following Up and Monitoring Trade Markets Program Administration Project						
Fund Source		102001 Capital (Treasury)						
Group	item	Description	Actual 2009	Estimated 2010	Re-Estimated 2010	Estimated 2011	Indicative 2012	Indicative 2013
22		Use of Goods and Services						
2211		Use of Goods and Services						
	512	Operating and maintenance Expense						
	017	Promotion, advertising and PR	48911	0	0	0	0	0
	999	n.e.c	0	50000	50000	40000	75000	0
		Total of Item	48911	50000	50000	40000	75000	0
31		Non-financial Assets						
3112		Machinery and Equipment						
	506	Vehicles and Heavy Duty Machines						
	001	Sedans	219500	0	0	0	0	0
		Total of Item	219500	0	0	0	0	0
		Total of Project / Treasury	268411	50000	50000	40000	75000	0
Project		002 Establishing the National Ownership Protection Commission						
Fund Source		102001 Capital (Treasury)						
Group	item	Description	Actual 2009	Estimated 2010	Re-Estimated 2010	Estimated 2011	Indicative 2012	Indicative 2013
22		Use of Goods and Services						
2211		Use of Goods and Services						
	512	Operating and maintenance Expense						
	999	n.e.c	15533	0	0	0	0	0
		Total of Item	15533	0	0	0	0	0
		Total of Project / Treasury	15533	0	0	0	0	0
		Total of Program	283944	50000	50000	40000	75000	0
		Total of Chapter	4708153	8028000	7935000	8193600	12240000	17663000