

## Chapter : 1201 Supreme Judge Department

- Creation:** The Supreme Judge Department was established in 1921 and affiliated to Sharia' Courts in different governorates and provinces of the Kingdom and operates as per the Department's Organization and Administration Bylaw no. 18 for the year 1993 issued as per Article 120 of the Constitution.
- Vision :** A coherent family away from conflicts where each individual exercises his rights and adheres to his duties as per the provisions of tolerant Sharia'.
- Mission:** Developing the performance of religious courts in order to strengthen their independence and freedom in decision-making with efficiency and integrity, consistent with their role, privacy, reinforcing justice and realizing social security concept.

### Tasks of the Ministry / Department:

- \_ Family reform and guidance.
- \_ Settle conflicts in personal cases, endowments and blood money.
- \_ Document rights and register arguments.
- \_ Release, control and divide inheritances among heirs.
- \_ Marriages, divorces and dowries.
- \_ Waiver of inheritance and permission for the custodian, guardian, trustee and subject them to accountability.
- \_ Gift, blood money and inheritance requests.
- \_ Release interdiction and prove maturity.
- \_ Implement provisions issued by Sharia courts.

### Ministry/Department Contribution to the Achievement of the National Objectives:

- \_ Enhance the social security.
- \_ Participate in achieving fairness.
- \_ Contribute to establishing national database through comprehensive electronic linkage with state's bodies and e-government.
- \_ Contribute in developing local society, provide good governance services and enhance country's facilities.

### Major Issues and Challenges which face the Ministry / Department:

- \_ Inadequate leased premises for the function of civil courts.
- \_ The limited specialists in legislations preparation and drafting.
- \_ Weakness of communication channels among entities that assume the preparation and drawing of legislations and entities that assume their discussion, approval and targeted entities.
- \_ Insufficient numbers of qualified employees in comparison with the volume of work.
- \_ Renting premises due to the lack of land earmarked for building civil justice palaces.

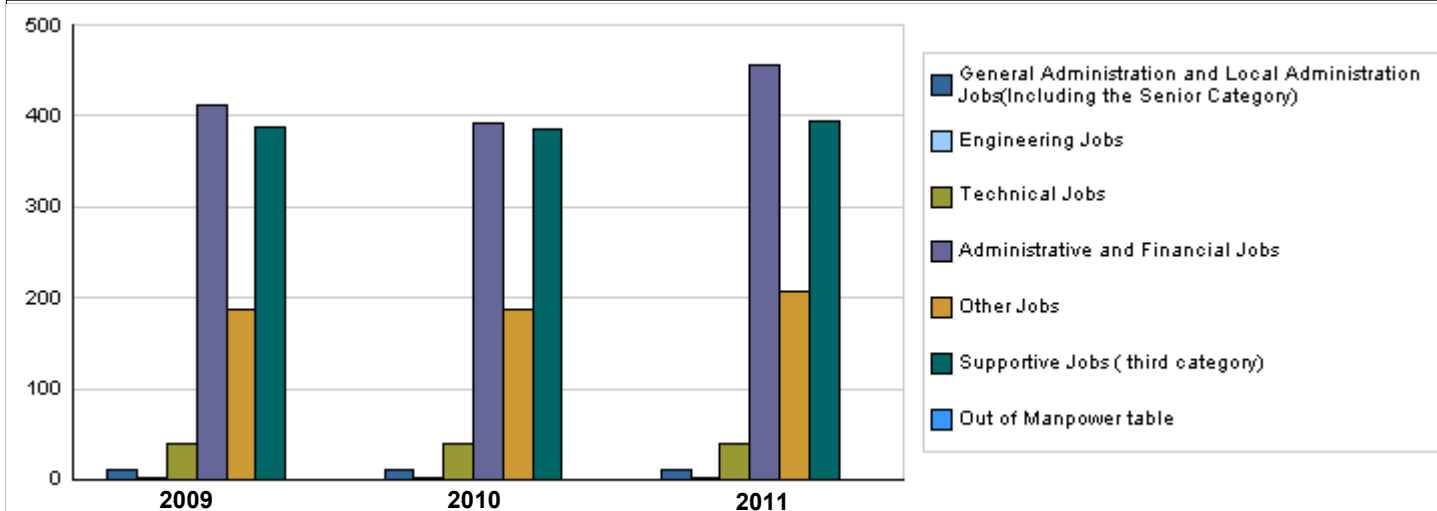
## CHAPTER : 1201 Supreme Judge Department

### Strategic Objectives and Performance Indicators of the Ministry / Department

Strategic Objective	Performance Indicator	base year	Value	Actual Value	Target Value	Primary Self Evaluation	Target Value		
				2009	2010		2010	2011	2012
1 - Upgrading the institutional capacity of Supreme Judge Department.	1 Percentage of achieved legislations to the total required to be achieved.	2006	%15	%39	%50	%65	%70	%75	%80
	2 Percentage of implemented procedures electronically.	2006	%20	%55	%80	%60	%65	%70	%75
2 - Upgrading the efficiency of the Sharia' Legal Instrument.	1 Satisfaction degree of the Shar'ia courts clients.	2006	%60	%65	%85	%65	%70	%75	%85
	2 Percentage of inheritances cases to total of distributed inheritances.	2006	-	%20	%25	%20	%25	%35	%45

### Number of Staff of the Ministry / Department

Group	Job	Actual 2009			Primary 2010			Estimated 2011		
		Male	Female	Total	Male	Female	Total	Male	Female	Total
General Administration and Local Administration	Chief justice	1	0	1	1	0	1	1	0	1
	Sharia Manager	1	0	1	1	0	1	1	0	1
	President of Appeal	4	0	4	4	0	4	4	0	4
	Depauty president of Appeal	4	0	4	4	0	4	4	0	4
Engineering Jobs	Engineering jobs	2	0	2	2	0	2	2	0	2
Technical Jobs	Technical jobs	39	0	39	39	0	39	39	0	39
Administrative and Financial Jobs	Administrative and financial jobs	411	0	411	393	0	393	455	0	455
Other Jobs	Judges	158	0	158	158	0	158	178	0	178
	notary, inspector	30	0	30	30	0	30	30	0	30
Supportive Jobs ( third category)	Supportive jobs(third category)	387	0	387	385	0	385	395	0	395
<b>Total</b>		<b>1037</b>	<b>0</b>	<b>1037</b>	<b>1017</b>	<b>0</b>	<b>1017</b>	<b>1109</b>	<b>0</b>	<b>1109</b>
Out of Manpower table	Out of manpower table	0	0	0	0	0	0	0	0	0
<b>Grand Total</b>		<b>1037</b>	<b>0</b>	<b>1037</b>	<b>1017</b>	<b>0</b>	<b>1017</b>	<b>1109</b>	<b>0</b>	<b>1109</b>
<b>Total Cost of Salaries</b>		<b>6956400</b>	<b>0</b>	<b>6956400</b>	<b>7127000</b>	<b>0</b>	<b>7127000</b>	<b>8034000</b>	<b>0</b>	<b>8034000</b>



### Key Information of the Ministry / Department

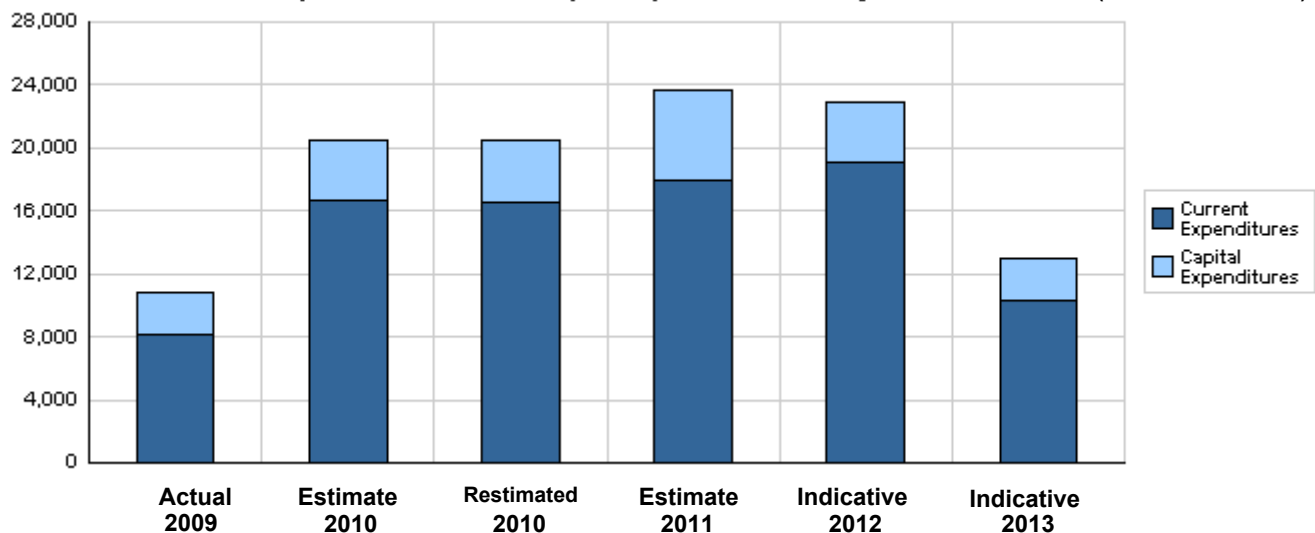
No.	Description	base year	Value	Primary 2010	Estimated 2011												
					Irbid	Mafraq	Jarsh	Ajloun	Amman	Balqa'	Zaraq'	Madaba	Karak	Ma'an	Tafila	Aqaba	Total
1	Number of considered cases.	2007	50151	61304	14370	2625	1560	1250	27655	3138	10200	1264	1950	748	635	795	66190
2	Number of executive settled cases	2007	1992	12500	2472	720	500	120	4200	1350	1927	280	650	690	120	500	13529
3	Number of marriage contracts.	2007	65027	65200	12760	3055	2045	1445	26200	4205	9615	1655	2299	1135	795	920	66129
4	Number of divorce cases.	2007	13530	14785	2800	590	345	181	6950	950	2800	315	325	228	85	290	15859
5	Number of considered Khul' cases	2007	1635	1535	185	35	23	5	940	65	215	21	22	15	6	41	1573
6	Number of training activities.	2007	17	22	6	0	0	0	13	0	0	0	3	0	0	0	22
7	Number of sharia' courts.	2007	60	67	13	4	1	2	16	7	6	2	5	7	3	2	68
8	Number of employees.	2007	653	859	127	42	19	22	392	77	90	27	45	43	32	15	931
9	Number of judges.	2007	142	158	38	6	3	3	73	10	20	3	9	8	3	2	178
10	The department's revenues.	2007	6051	6890	928	193	128	85	3914	290	880	121	162	82	55	91	6929
11	Number of rehabilitation and family	2009	0	1	1	0	0	0	2	1	1	0	1	0	0	0	6

**Overall Summary of Expenditures for Chapter 1201- Supreme Judge Department  
for the years 2009 - 2013**

( In JDs )

Description		Actual 2009	Estimate 2010	Re_Estimate 2010	Estimate 2011	Indicative	
						2012	2013
<b>Group</b>	<b>Current Expenditures</b>						
2111	Salaries, Wages and allowances	6,721,400	6,867,000	6,867,000	7,699,116	8,220,880	8,443,287
2121	Social Security Contributions	235,000	260,000	260,000	334,884	359,120	369,713
2211	Use of Goods and Services	1,147,664	1,184,000	1,077,000	963,000	1,150,000	1,240,000
2511	Subsidies to public corporations	0	0	0	100,000	200,000	200,000
2821	Other current expenses	15,250	23,000	23,000	24,000	26,000	28,000
3112	Machinery and Equipment	33,015	0	0	0	0	0
3113	Other Fixed Assets	46,615	0	0	0	0	0
<b>Total current expenditures</b>		<b>8,198,944</b>	<b>8,334,000</b>	<b>8,227,000</b>	<b>9,121,000</b>	<b>9,956,000</b>	<b>10,281,000</b>
<b>Capital Expenditures</b>							
2211	Use of Goods and Services	44,236	387,500	387,500	757,500	940,000	1,037,500
2822	Other Capital expenditures	19,904	5,000	5,000	5,000	15,000	10,000
3111	Buildings and Constructions	2,397,083	3,350,000	3,350,000	3,653,000	1,300,000	600,000
3112	Machinery and Equipment	165,886	89,500	89,500	320,000	487,500	372,500
3113	Other Fixed Assets	39,993	0	0	1,028,500	745,000	470,000
3122	Inventories	9,558	50,000	50,000	25,000	317,500	265,000
3141	Lands	0	0	0	0	0	0
<b>Total capital expenditures</b>		<b>2,676,660</b>	<b>3,882,000</b>	<b>3,882,000</b>	<b>5,789,000</b>	<b>3,805,000</b>	<b>2,755,000</b>
<b>Treasury</b>		<b>2,676,660</b>	<b>3,882,000</b>	<b>3,882,000</b>	<b>5,789,000</b>	<b>3,805,000</b>	<b>2,755,000</b>
<b>Total current and capital expenditures</b>		<b>10,875,604</b>	<b>12,216,000</b>	<b>12,109,000</b>	<b>14,910,000</b>	<b>13,761,000</b>	<b>13,036,000</b>

**Graph of the current and capital expenditures for the years 2009 - 2013 ( Thousands of JDs )**

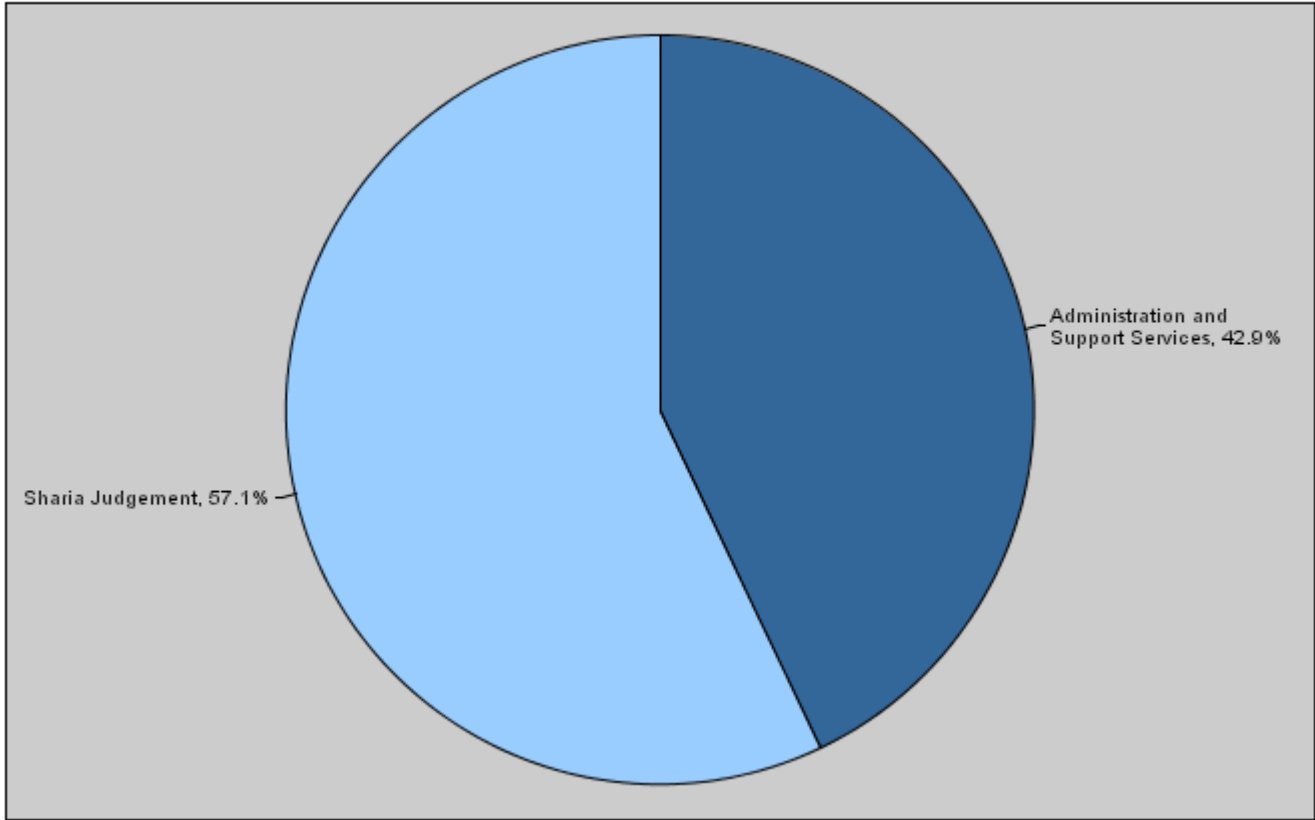


**Budget of Chapter 1201 - Supreme Judge Department  
For the Year 2011 Distributed According to Program**

( In JD's )

Prog.	Description	Current Expenditure	Capital Expenditure	Total Expenditures
1901	Administration and Support Services	1,735,620	4,663,000	6,398,620
1905	Sharia Judgement	7,385,380	1,126,000	8,511,380
	<b>Total</b>	<b>9,121,000</b>	<b>5,789,000</b>	<b>14,910,000</b>

**Total Expenditures for the year 2011 Distributed According to Program**



**Estimated Allocations For Females distributed according to Programs for the Years 2009 - 2013**

Program	2009	2010	2011	2012	2013
1905 Sharia Judgement	2,000	50,000	340,000	860,000	773,000
<b>Total</b>	<b>2,000</b>	<b>50,000</b>	<b>340,000</b>	<b>860,000</b>	<b>773,000</b>

**Budget Chapter 1201 - Supreme Judge Department Distributed According to the Program**

<b>1901</b>	<b>Administration and Support Services Program</b>
-------------	--

**Objective of the program :**

To develop and update the legislations on all levels and provide the necessary financial support to implement activities and prepare strategic and executive plans for all directorates and departments of the department to achieve their objectives.

**The strategic objective related to the program :**

To upgrade the institutional capacity of Supreme Judge Department.

**Directorates associated with the program :**

- 1- Legal affairs directorate.
- 2- Financial affairs directorate.
- 3- Information Technology directorate.
- 4- Internal Control directorate.

**Services provided by the program :**

To develop and update the legislations especially those related to woman and child and provide the necessary support to implement and follow up the activities in all programs.

**Staff working in the program :**

The program is implemented through a functional staff in 2010 estimated with ( 185 ) staff, including ( 185 ) males and ( 0 ) females .

**Performance Measurement Indicators for program**

Performance Measurement Indicator		Base Year	Value	Actual value	Target Value	First Self Evaluation	Target		
				2009	2010	2010	2011	2012	2013
1	Number of legislations accomplished during the year.	2006	2	3	4	7	3	2	2
2	Number of computers / number of employees.	2006	%50	%50	%85	%60	%65	%75	%85
3	Percentage of the executed computerized procedures through computers in each transaction.	2006	%20	%40	%80	%50	%60	%70	%80

**Appropriations OF Administration and Support Services Program as Per Activities and Projects. ( In JDs )**

Activities and Projects		Actual	Estimate	Re_Estimate	Estimate	Indicative	
		2009	2010	2010	2011	2012	2013
<b>Current Expenditures</b>		<b>1,624,989</b>	<b>1,562,000</b>	<b>1,514,000</b>	<b>1,735,620</b>	<b>1,998,820</b>	<b>2,077,900</b>
601	Administrative and Support Service	1,624,989	1,562,000	1,514,000	1,735,620	1,998,820	2,077,900
<b>Capital Expenditures</b>		<b>2,110,867</b>	<b>3,395,000</b>	<b>3,395,000</b>	<b>4,663,000</b>	<b>1,910,000</b>	<b>755,000</b>
001	Establishment of religious execution	1,200	0	0	0	0	0
002	Supreme Judge Department buildin	2,057,093	3,250,000	3,250,000	4,453,000	1,700,000	600,000
004	Computerizing religious courts/Hea	48,574	25,000	25,000	110,000	110,000	55,000
006	Delegating and training the judges/H	4,000	0	0	0	0	0
007	Courts of Jerusalem	0	120,000	120,000	100,000	100,000	100,000
<b>Program / Treasury</b>		<b>2,110,867</b>	<b>3,395,000</b>	<b>3,395,000</b>	<b>4,663,000</b>	<b>1,910,000</b>	<b>755,000</b>
<b>Total Program</b>		<b>3,735,856</b>	<b>4,957,000</b>	<b>4,909,000</b>	<b>6,398,620</b>	<b>3,908,820</b>	<b>2,832,900</b>

**Budget Chapter 1201 - Supreme Judge Department Distributed According to the Program**

<b>1905</b>	<b>Sharia Judgement Program</b>
<b>Objective of the program :</b>	
To enhance the independence of Judicature as per the foundations and standards of the international Judicature and improve Jordan's location in the international indicators in the field of Judicature.	
<b>The strategic objective related to the program :</b>	
1- Upgrade the efficiency of legitimate judicial body.	
<b>Directorates associated with the program :</b>	
Inspection directorate.	
<b>Services provided by the program :</b>	
1- Settle conflicts, document rights and divide legacy among heirs as well as control and transfer the money of children to orphans funds to preserve them as per the law of marital status.	
2- Implement the provisions issued by the shari' courts.	
<b>Staff working in the program :</b>	
The program is implemented through a functional staff in 2010 estimated with ( 832 ) staff, including ( 832 ) males and ( 0 ) females .	

Performance Measurement Indicators for program								
Performance Measurement Indicator	Base Year	Value	Actual value	Target Value	First Self Evaluation	Target		
			2009	2010	2010	2011	2012	2013
1 Reducing court session time.	2007	-	%25	%50	%50	%55	%65	%75
2 Number of the qualified judges' assistants.	2006	1	1	2	1	2	3	3
3 Reducing the inheritance cases after distribution.	2007	%60	%70	%70	%70	%80	%85	%90
4 Reducing the number of cases registered at courts.	2007	-	%15	%25	%15	%20	%25	%30

Appropriations OF Sharia Judgement Program as Per Activities and Projects. ( In JDs )						
Activities and Projects	Actual	Estimate	Re_Estimate	Estimate	Indicative	
	2009	2010	2010	2011	2012	2013
<b>Current Expenditures</b>	<b>6,573,955</b>	<b>6,772,000</b>	<b>6,713,000</b>	<b>7,385,380</b>	<b>7,957,180</b>	<b>8,203,100</b>
601 Sharia Litigation	6,573,955	6,772,000	6,713,000	7,285,380	7,757,180	8,003,100
602 Joint Fund (Quds Sharia Courts)	0	0	0	100,000	200,000	200,000
<b>Capital Expenditures</b>	<b>565,793</b>	<b>487,000</b>	<b>487,000</b>	<b>1,126,000</b>	<b>1,895,000</b>	<b>2,000,000</b>
001 Sharia Judgement Program Adminis	21,950	55,000	55,000	100,000	120,000	140,000
002 Establishment of sharia execution d	0	7,500	7,500	25,000	10,000	10,000
003 Qualifying Eastern Amman Court bu	17,068	20,000	20,000	10,000	0	0
004 Household improvement and guidar	4,000	100,000	100,000	500,000	1,270,000	1,546,000
005 Establishment of the sharia courts A	389,541	115,000	115,000	30,000	10,000	0
006 Preparing the sharia cassation legis	0	7,500	7,500	15,000	10,000	5,000
007 Establishment of General Prosecuti	0	7,500	7,500	30,000	70,000	42,500
008 Preparing the legislation of establis	1,370	5,000	5,000	20,000	15,000	10,000
010 Developing the archiving and filing	0	50,000	50,000	90,000	90,000	45,000
011 Delegating and training the judges/S	4,300	40,000	40,000	75,000	75,000	75,000
012 Establishing the inspection director	0	7,500	7,500	21,000	15,000	16,500
013 Computerizing sharia courts-sharia	127,564	72,000	72,000	200,000	200,000	100,000
017 Judges assistants system	0	0	0	10,000	10,000	10,000
<b>Program / Treasury</b>	<b>565,793</b>	<b>487,000</b>	<b>487,000</b>	<b>1,126,000</b>	<b>1,895,000</b>	<b>2,000,000</b>
<b>Total Program</b>	<b>7,139,748</b>	<b>7,259,000</b>	<b>7,200,000</b>	<b>8,511,380</b>	<b>9,852,180</b>	<b>10,203,100</b>

## Chapter :1201 Supreme Judge Department

**Vision** A coherent family away from conflicts where each individual exercises his rights and adheres to his duties as per the provisions of tolerant Sharia'.

**Mission** Developing the performance of religious courts in order to strengthen their independence and freedom in decision-making with efficiency and integrity, consistent with their role, privacy, reinforcing justice and realizing social security concept.

**Legal Framework :** Regulation No. (18) for the year 1993 - Supreme Judge Department Organization and Administration By law.

### Strategic Plan :

Preparation Year :2010

Period Covered By The Plan :2010-2013

Strategic Objectives / Performance Indicators										
Strategic Objectives Description	Performance Measurement Indicators		Base Value		Actual Value	Target Value	Initial Internal Evaluatio	Target		
			Base Year	Value				2009	2010	2011
			<b>1 - Upgrading the institutional capacity of Supreme Judge Department.</b>							
1	Percentage of achieved legislations to the total required to be achieved.	2006	%15	%39	%50	%65	%70	%75	%80	
2	Percentage of implemented procedures electronically.	2006	%20	%55	%80	%60	%65	%70	%75	
<b>2 - Upgrading the efficiency of the Sharia' Legal Instrument.</b>										
1	Satisfaction degree of the Shar'ia courts clients.	2006	%60	%65	%85	%65	%70	%75	%85	
2	Percentage of inheritances cases to total of distributed inheritances.	2006	-	%20	%25	%20	%25	%35	%45	

Programs / Performance Indicators												
Goal	Programs		Description of Performance Indicators		Base Value		Actual Value	Target Value	Initial Internal	Target		
					Base Year	Value				2009	2010	2010
					<b>1 1901 Administration and Support Services</b>							
	1	Number of legislations accomplished during the year.	2006	2	3	4	7	3	2	2		
	2	Number of computers / number of employees.	2006	%50	%50	%85	%60	%65	%75	%85		
	3	Percentage of the executed computerized procedures through computers in each transaction.	2006	%20	%40	%80	%50	%60	%70	%80		
<b>2 1905 Sharia Judgement</b>												
	1	Reducing court session time.	2007	-	%25	%50	%50	%55	%65	%75		
	2	Number of the qualified judges' assistants.	2006	1	1	2	1	2	3	3		
	3	Reducing the inheritance cases after distribution.	2007	%60	%70	%70	%70	%80	%85	%90		
	4	Reducing the number of cases registered at courts.	2007	-	%15	%25	%15	%20	%25	%30		

Programs Appropriations										
Goal	Programs			Actual	Estimated	Restemated	Estimated	Indecative	Indecative	
				2009	2010	2010	2011	2012	2013	
				<b>1 1901 Administration and Support Services</b>						
		Current	1624989	1562000	1514000	1735620	1998820	2077900		
		Capital	2110867	3395000	3395000	4663000	1910000	755000		
		<b>Total</b>	<b>3735856</b>	<b>4957000</b>	<b>4909000</b>	<b>6398620</b>	<b>3908820</b>	<b>2832900</b>		
<b>2 1905 Sharia Judgement</b>										
		Current	6573955	6772000	6713000	7385380	7957180	8203100		
		Capital	565793	487000	487000	1126000	1895000	2000000		
		<b>Total</b>	<b>7139748</b>	<b>7259000</b>	<b>7200000</b>	<b>8511380</b>	<b>9852180</b>	<b>10203100</b>		
		Total of Current	8198944	8334000	8227000	9121000	9956000	10281000		
		Total of Capital	2676660	3882000	3882000	5789000	3805000	2755000		
		<b>Total of Chapter</b>	<b>10875604</b>	<b>12216000</b>	<b>12109000</b>	<b>14910000</b>	<b>13761000</b>	<b>13036000</b>		

## Current Activities Appropriations

Prog.	Projects		Actual	Estimated	Restemated	Estimated	Indecative	Indecative
			2009	2010	2010	2011	2012	2013
1901	601	Administrative and Support Services	1624989	1562000	1514000	1735620	1998820	2077900
		Total of Program	1624989	1562000	1514000	1735620	1998820	2077900
1905	601	Sharia Litigation	6573955	6772000	6713000	7285380	7757180	8003100
	602	Joint Fund (Quds Sharia Courts)	0	0	0	100000	200000	200000
		Total of Program	6573955	6772000	6713000	7385380	7957180	8203100
		Total	8198944	8334000	8227000	9121000	9956000	10281000

## Capital Projects Appropriations

Prog.	Projects		Actual	Estimated	Restemated	Estimated	Indecative	Indecative
			2009	2010	2010	2011	2012	2013
1901	001	Establishment of religious execution directorate/Headquarter	1200	0	0	0	0	0
	002	Supreme Judge Department building	2057093	3250000	3250000	4453000	1700000	600000
	004	Computerizing religious courts/Headquarters	48574	25000	25000	110000	110000	55000
	006	Delegating and training the judges/Headquarters	4000	0	0	0	0	0
	007	Courts of Jerusalem	0	120000	120000	100000	100000	100000
		Total of Program	2110867	3395000	3395000	4663000	1910000	755000
1905	001	Sharia Judgement Program Administration Project	21950	55000	55000	100000	120000	140000
	002	Establishment of sharia execution directorate-Religious Cou	0	7500	7500	25000	10000	10000
	003	Qualifying Eastern Amman Court building	17068	20000	20000	10000	0	0
	004	Household improvement and guidance	4000	100000	100000	500000	1270000	1546000
	005	Establishment of the sharia courts Assembly - Zarqa	389541	115000	115000	30000	10000	0
	006	Preparing the sharia cassation legislation and establishing th	0	7500	7500	15000	10000	5000
	007	Establishment of General Prosecution Court	0	7500	7500	30000	70000	42500
	008	Preparing the legislation of establishing the inheritance direc	1370	5000	5000	20000	15000	10000
	010	Developing the archiving and filing system/Sharia Courts	0	50000	50000	90000	90000	45000
	011	Delegating and training the judges/Sharia Courts	4300	40000	40000	75000	75000	75000
	012	Establishing the inspection directorate	0	7500	7500	21000	15000	16500
	013	Computerizing sharia courts-sharia courts	127564	72000	72000	200000	200000	100000
	017	Judges assistants system	0	0	0	10000	10000	10000
		Total of Program	565793	487000	487000	1126000	1895000	2000000
		Total	2676660	3882000	3882000	5789000	3805000	2755000



# Overall Summary of Current Expenditures for the years 2009 - 2013

## Chapter: 1201 Supreme Judge Department

( In JDs )

Group	Item	Description	Actual 2009	Estimated 2010	Restimated 2010	Estimated 2011	Indicative 2012	Indicative 2013
<b>21</b>		<b>Compensations of Employees</b>						
<b>2111</b>		<b>Salaries, Wages and allowances</b>						
	<b>101</b>	Classified Employees' Salaries	1593371	1640000	1640000	1783000	1901000	1952000
	<b>102</b>	Permanent Unclassified Employees' Salaries	735664	835500	835500	855000	913000	938000
	<b>103</b>	Contract Employees' Salaries	12058	33000	33000	31000	32000	33000
	<b>105</b>	Personal Cost of Living Allowance	1848348	1827500	1827500	2260116	2415880	2474287
	<b>106</b>	Family Allowance	177100	191000	191000	202000	215000	221000
	<b>107</b>	Basic Allowance	246820	253000	253000	277000	294000	302000
	<b>110</b>	Overtime Allowance	0	0	0	35000	44000	49000
	<b>111</b>	Additional Allowance	73481	84500	84500	90000	97000	100000
	<b>112</b>	Other Allowances	1835862	1830000	1830000	1946000	2070000	2127000
	<b>113</b>	Transportation Allowance	98313	97500	97500	105000	111000	114000
	<b>114</b>	Transport Allowance	68383	75000	75000	85000	95000	98000
	<b>116</b>	Employees' bonuses	32000	0	0	30000	33000	35000
<b>Total</b>			<b>6721400</b>	<b>6867000</b>	<b>6867000</b>	<b>7699116</b>	<b>8220880</b>	<b>8443287</b>
<b>2121</b>		<b>Social Security Contributions</b>						
	<b>301</b>	Social Security	235000	260000	260000	334884	359120	369713
<b>Total</b>			<b>235000</b>	<b>260000</b>	<b>260000</b>	<b>334884</b>	<b>359120</b>	<b>369713</b>
<b>22</b>		<b>Use of Goods and Services</b>						
<b>2211</b>		<b>Use of Goods and Services</b>						
	<b>201</b>	Rents	456928	516000	516000	516000	530000	560000
	<b>202</b>	Telecommunications Services	222094	185000	167000	143000	188000	190000
	<b>203</b>	Water	16354	37000	24000	15000	22000	30000
	<b>204</b>	Electricity	61809	53000	53000	40000	59000	65000
	<b>205</b>	Fuels	119915	106000	96000	100000	120000	130000
	<b>206</b>	Maintenance of Machines, furniture and ac	17895	34000	22000	5000	8000	14000
	<b>207</b>	Maintenance of Vehicles, Heavy Duty Mach	21535	23000	13000	8000	14000	15000
	<b>208</b>	Repair and maintenance of buildings and a	26991	19000	19000	5000	12000	12000
	<b>209</b>	Office Supplies	67373	80000	57000	50000	75000	80000
	<b>210</b>	Raw materials ( Medicines, Clothes, Food,	7900	5000	5000	1500	3000	5000
	<b>211</b>	Cleaning Services and supplies ( including	58691	55000	50000	50000	65000	70000
	<b>212</b>	Insurance	13763	25000	12000	10000	12000	12000
	<b>213</b>	Official Travel Missions	18656	14000	14000	7500	12000	17000
	<b>214</b>	Other goods and services expenses	37760	32000	29000	12000	30000	40000
<b>Total</b>			<b>1147664</b>	<b>1184000</b>	<b>1077000</b>	<b>963000</b>	<b>1150000</b>	<b>1240000</b>
<b>25</b>		<b>Subsidies</b>						
<b>2511</b>		<b>Subsidies to public corporations</b>						
	<b>304</b>	Subsidies to nonfinancial public corporati	0	0	0	100000	200000	200000
<b>Total</b>			<b>0</b>	<b>0</b>	<b>0</b>	<b>100000</b>	<b>200000</b>	<b>200000</b>
<b>28</b>		<b>Other expenditures</b>						
<b>2821</b>		<b>Other current expenses</b>						
	<b>303</b>	Scientific Scholarships and Training Cours	735	11500	11500	12000	13000	14000
	<b>305</b>	Non-Employees' Bonuses	14515	11500	11500	12000	13000	14000
<b>Total</b>			<b>15250</b>	<b>23000</b>	<b>23000</b>	<b>24000</b>	<b>26000</b>	<b>28000</b>
<b>31</b>		<b>Non-financial Assets</b>						
<b>3112</b>		<b>Machinery and Equipment</b>						
	<b>402</b>	Machinery and Equipment	33015	0	0	0	0	0
<b>Total</b>			<b>33015</b>	<b>0</b>	<b>0</b>	<b>0</b>	<b>0</b>	<b>0</b>
<b>3113</b>		<b>Other Fixed Assets</b>						
	<b>401</b>	Furniture	46615	0	0	0	0	0
<b>Total</b>			<b>46615</b>	<b>0</b>	<b>0</b>	<b>0</b>	<b>0</b>	<b>0</b>
<b>Total of Chapter</b>			<b>8198944</b>	<b>8334000</b>	<b>8227000</b>	<b>9121000</b>	<b>9956000</b>	<b>10281000</b>

**Overall Summary of Current Expenditures for the years 2009 - 2013**

**Chapter: 1201 Supreme Judge Department**

**( In JDs )**

**Current Expenditures According to Program and Activities For The Years 2009 - 2013**

Chapter : 1201 - Supreme Judge Department

(In JDs)

Program : 1901 - Administration and Support Services								
Activity : 601 - Administrative and Support Services								
Group	Item	Description	Actual 2009	Estimated 2010	Re-estimated 2010	Estimated 2011	Indicative 2012	Indicative 2013
<b>21</b>		<b>Compensations of Employees</b>						
<b>2111</b>		<b>Salaries, Wages and allowances</b>						
	101	Classified Employees' Salaries	228854	230000	230000	195000	201000	206000
	102	Permanent Unclassified Employees' Salaries	108222	105500	105500	141000	178000	183000
	103	Contract Employees' Salaries	12058	33000	33000	31000	32000	33000
	105	Personal Cost of Living Allowance	252813	248000	248000	350116	429280	441287
	106	Family Allowance	26606	26000	26000	33000	40000	41000
	107	Basic Allowance	41275	28000	28000	49000	60000	61000
	110	Overtime Allowance	0	0	0	35000	44000	49000
	111	Additional Allowance	22978	23000	23000	29000	35000	36000
	112	Other Allowances	476782	470000	470000	450000	464000	477000
	113	Transportation Allowance	14985	15000	15000	20000	24000	25000
	114	Transport Allowance	13581	15000	15000	20000	24000	25000
	116	Employees' bonuses	20000	0	0	15000	17000	18000
		<b>Total</b>	<b>1218154</b>	<b>1193500</b>	<b>1193500</b>	<b>1368116</b>	<b>1548280</b>	<b>1595287</b>
<b>2121</b>		<b>Social Security Contributions</b>						
	301	Social Security	50000	50000	50000	92504	109540	112613
		<b>Total</b>	<b>50000</b>	<b>50000</b>	<b>50000</b>	<b>92504</b>	<b>109540</b>	<b>112613</b>
<b>22</b>		<b>Use of Goods and Services</b>						
<b>2211</b>		<b>Use of Goods and Services</b>						
	201	Rents	39580	40000	40000	40000	34000	34000
	202	Telecommunications Services	90134	45000	35000	45000	53000	55000
	203	Water	3160	7000	7000	5000	7000	9000
	204	Electricity	20983	3000	3000	10000	12000	14000
	205	Fuels	39934	71000	61000	70000	80000	85000
	206	Maintenance of Machines, furniture and accessories	7924	6000	6000	2000	3000	5000
	207	Maintenance of Vehicles, Heavy Duty Machinery	20291	20000	10000	7000	12000	12000
	208	Repair and maintenance of buildings and accessories	6992	7000	7000	1000	2000	2000
	209	Office Supplies	37871	40000	40000	40000	50000	50000
	210	Raw materials ( Medicines, Clothes, Food, Fuel)	2993	3000	3000	1000	1500	2500
	211	Cleaning Services and supplies ( including cleaning agents)	11956	15000	10000	12000	25000	30000
	212	Insurance	13763	25000	12000	10000	12000	12000
	213	Official Travel Missions	9567	2000	2000	2500	4000	7000
	214	Other goods and services expenses	19981	12000	12000	6000	20000	25000
		<b>Total</b>	<b>325129</b>	<b>296000</b>	<b>248000</b>	<b>251500</b>	<b>315500</b>	<b>342500</b>
<b>28</b>		<b>Other expenditures</b>						
<b>2821</b>		<b>Other current expenses</b>						
	303	Scientific Scholarships and Training Courses	735	11500	11500	12000	13000	14000
	305	Non-Employees' Bonuses	9890	11000	11000	11500	12500	13500
		<b>Total</b>	<b>10625</b>	<b>22500</b>	<b>22500</b>	<b>23500</b>	<b>25500</b>	<b>27500</b>
<b>31</b>		<b>Non-financial Assets</b>						
<b>3112</b>		<b>Machinery and Equipment</b>						
	402	Machinery and Equipment	6158	0	0	0	0	0
		<b>Total</b>	<b>6158</b>	<b>0</b>	<b>0</b>	<b>0</b>	<b>0</b>	<b>0</b>
<b>3113</b>		<b>Other Fixed Assets</b>						
	401	Furniture	14923	0	0	0	0	0
		<b>Total</b>	<b>14923</b>	<b>0</b>	<b>0</b>	<b>0</b>	<b>0</b>	<b>0</b>
		<b>Total of Activity</b>	<b>1624989</b>	<b>1562000</b>	<b>1514000</b>	<b>1735620</b>	<b>1998820</b>	<b>2077900</b>
		<b>Total of Program</b>	<b>1624989</b>	<b>1562000</b>	<b>1514000</b>	<b>1735620</b>	<b>1998820</b>	<b>2077900</b>

**Current Expenditures According to Program and Activities For The Years 2009 - 2013**

Chapter : 1201 - Supreme Judge Department

(In JDs)

Program : 1905 - Sharia Judgement								
Activity : 601 - Sharia Litigation								
Group	Item	Description	Actual 2009	Estimated 2010	Re-estimated 2010	Estimated 2011	Indicative 2012	Indicative 2013
<b>21</b>		<b>Compensations of Employees</b>						
<b>2111</b>		<b>Salaries, Wages and allowances</b>						
	101	Classified Employees' Salaries	1364517	1410000	1410000	1588000	1700000	1746000
	102	Permanent Unclassified Employees' Salaries	627442	730000	730000	714000	735000	755000
	105	Personal Cost of Living Allowance	1595535	1579500	1579500	1910000	1986600	2033000
	106	Family Allowance	150494	165000	165000	169000	175000	180000
	107	Basic Allowance	205545	225000	225000	228000	234000	241000
	111	Additional Allowance	50503	61500	61500	61000	62000	64000
	112	Other Allowances	1359080	1360000	1360000	1496000	1606000	1650000
	113	Transportation Allowance	83328	82500	82500	85000	87000	89000
	114	Transport Allowance	54802	60000	60000	65000	71000	73000
	116	Employees' bonuses	12000	0	0	15000	16000	17000
		<b>Total</b>	<b>5503246</b>	<b>5673500</b>	<b>5673500</b>	<b>6331000</b>	<b>6672600</b>	<b>6848000</b>
<b>2121</b>		<b>Social Security Contributions</b>						
	301	Social Security	185000	210000	210000	242380	249580	257100
		<b>Total</b>	<b>185000</b>	<b>210000</b>	<b>210000</b>	<b>242380</b>	<b>249580</b>	<b>257100</b>
<b>22</b>		<b>Use of Goods and Services</b>						
<b>2211</b>		<b>Use of Goods and Services</b>						
	201	Rents	417348	476000	476000	476000	496000	526000
	202	Telecommunications Services	131960	140000	132000	98000	135000	135000
	203	Water	13194	30000	17000	10000	15000	21000
	204	Electricity	40826	50000	50000	30000	47000	51000
	205	Fuels	79981	35000	35000	30000	40000	45000
	206	Maintenance of Machines, furniture and accessories	9971	28000	16000	3000	5000	9000
	207	Maintenance of Vehicles, Heavy Duty Machinery	1244	3000	3000	1000	2000	3000
	208	Repair and maintenance of buildings and accessories	9999	12000	12000	4000	10000	10000
	209	Office Supplies	29502	40000	17000	10000	25000	30000
	210	Raw materials ( Medicines, Clothes, Food, Fuel)	4907	2000	2000	500	1500	2500
	211	Cleaning Services and supplies ( including cleaning materials)	46735	40000	40000	38000	40000	40000
	213	Official Travel Missions	9089	12000	12000	5000	8000	10000
	214	Other goods and services expenses	17779	20000	17000	6000	10000	15000
		<b>Total</b>	<b>822535</b>	<b>888000</b>	<b>829000</b>	<b>711500</b>	<b>834500</b>	<b>897500</b>
<b>28</b>		<b>Other expenditures</b>						
<b>2821</b>		<b>Other current expenses</b>						
	305	Non-Employees' Bonuses	4625	500	500	500	500	500
		<b>Total</b>	<b>4625</b>	<b>500</b>	<b>500</b>	<b>500</b>	<b>500</b>	<b>500</b>
<b>31</b>		<b>Non-financial Assets</b>						
<b>3112</b>		<b>Machinery and Equipment</b>						
	402	Machinery and Equipment	26857	0	0	0	0	0
		<b>Total</b>	<b>26857</b>	<b>0</b>	<b>0</b>	<b>0</b>	<b>0</b>	<b>0</b>
<b>3113</b>		<b>Other Fixed Assets</b>						
	401	Furniture	31692	0	0	0	0	0
		<b>Total</b>	<b>31692</b>	<b>0</b>	<b>0</b>	<b>0</b>	<b>0</b>	<b>0</b>
		<b>Total of Activity</b>	<b>6573955</b>	<b>6772000</b>	<b>6713000</b>	<b>7285380</b>	<b>7757180</b>	<b>8003100</b>
Activity : 602 - Joint Fund (Quds Sharia Courts)								
Group	Item	Description	Actual 2009	Estimated 2010	Re-estimated 2010	Estimated 2011	Indicative 2012	Indicative 2013
<b>25</b>		<b>Subsidies</b>						
<b>2511</b>		<b>Subsidies to public corporations</b>						
	304	Subsidies to nonfinancial public corporations	0	0	0	100000	200000	200000
		082 Joint Quds Fund	0	0	0	100000	200000	200000
		<b>Total</b>	<b>0</b>	<b>0</b>	<b>0</b>	<b>100000</b>	<b>200000</b>	<b>200000</b>
		<b>Total of Activity</b>	<b>0</b>	<b>0</b>	<b>0</b>	<b>100000</b>	<b>200000</b>	<b>200000</b>
		<b>Total of Program</b>	<b>6573955</b>	<b>6772000</b>	<b>6713000</b>	<b>7385380</b>	<b>7957180</b>	<b>8203100</b>
		<b>Total of Chapter</b>	<b>8198944</b>	<b>8334000</b>	<b>8227000</b>	<b>9121000</b>	<b>9956000</b>	<b>10281000</b>

# Overall Summary of Capital Expenditures For The Years 2009 - 2013

chapter : 1201 Supreme Judge Department

( In JDs )

Group	Item	Description	Actual 2009	Estimated 2010	Re-Estimated 2010	Estimated 2011	Indicative 2012	Indicative 2013
		<b>Expenditures</b>						
22		Use of Goods and Services						
2211		Use of Goods and Services						
	510	Buildings and facilities repair and mainten	17068	140000	140000	217500	197500	300000
	512	Operating and maintenance Expenses	27168	247500	247500	540000	742500	737500
		<b>Total</b>	<b>44236</b>	<b>387500</b>	<b>387500</b>	<b>757500</b>	<b>940000</b>	<b>1037500</b>
28		Other expenditures						
2822		Other Capital expenditures						
	504	Studies, Researches and Consultations	19904	5000	5000	5000	15000	10000
		<b>Total</b>	<b>19904</b>	<b>5000</b>	<b>5000</b>	<b>5000</b>	<b>15000</b>	<b>10000</b>
		<b>Fixed Assets</b>						
31		<b>Non-financial Assets</b>						
3111		<b>Buildings and Constructions</b>						
	508	Works and Constructions	2397083	3350000	3350000	3653000	1300000	600000
		<b>Total</b>	<b>2397083</b>	<b>3350000</b>	<b>3350000</b>	<b>3653000</b>	<b>1300000</b>	<b>600000</b>
3112		<b>Machinery and Equipment</b>						
	505	Equipments, Machines and Apparatus	143936	89500	89500	320000	487500	372500
	506	Vehicles and Heavy Duty Machines	21950	0	0	0	0	0
		<b>Total</b>	<b>165886</b>	<b>89500</b>	<b>89500</b>	<b>320000</b>	<b>487500</b>	<b>372500</b>
3113		<b>Other Fixed Assets</b>						
	511	Equipping and furnishing	39993	0	0	1028500	745000	470000
		<b>Total</b>	<b>39993</b>	<b>0</b>	<b>0</b>	<b>1028500</b>	<b>745000</b>	<b>470000</b>
3122		<b>Inventories</b>						
	503	Materials and supplies	9558	50000	50000	25000	317500	265000
		<b>Total</b>	<b>9558</b>	<b>50000</b>	<b>50000</b>	<b>25000</b>	<b>317500</b>	<b>265000</b>
		<b>Total of Chapter</b>	<b>2676660</b>	<b>3882000</b>	<b>3882000</b>	<b>5789000</b>	<b>3805000</b>	<b>2755000</b>

# Capital Expenditures According to Program and Projects For the years 2009 - 2013

Chapter : 1201 Supreme Judge Department

( In JDs )

Program 1901 Administration and Support Services								
Project		001 Establishment of religious execution directorate/Headquarters						
Fund Source		102001 Capital (Treasury)						
Group	item	Description	Actual 2009	Estimated 2010	Re-Estimated 2010	Estimated 2011	Indicative 2012	Indicative 2013
22		Use of Goods and Services						
2211		Use of Goods and Services						
	512	Operating and maintenance Expense						
	999	n.e.c	1200	0	0	0	0	0
		Total of Item	1200	0	0	0	0	0
		Total of Project / Treasury	1200	0	0	0	0	0
Project		002 Supreme Judge Department building						
Fund Source		102001 Capital (Treasury)						
Group	item	Description	Actual 2009	Estimated 2010	Re-Estimated 2010	Estimated 2011	Indicative 2012	Indicative 2013
31		Non-financial Assets						
3111		Buildings and Constructions						
	508	Works and Constructions						
	013	Miscellaneous Buildings Construc	2057093	3250000	3250000	3653000	1300000	600000
		Total of Item	2057093	3250000	3250000	3653000	1300000	600000
3113		Other Fixed Assets						
	511	Equipping and furnishing						
	006	Buildings and Facilities Furnishin	0	0	0	800000	400000	0
		Total of Item	0	0	0	800000	400000	0
		Total of Project / Treasury	2057093	3250000	3250000	4453000	1700000	600000
Project		004 Computerizing religious courts/Headquarters						
Fund Source		102001 Capital (Treasury)						
Group	item	Description	Actual 2009	Estimated 2010	Re-Estimated 2010	Estimated 2011	Indicative 2012	Indicative 2013
22		Use of Goods and Services						
2211		Use of Goods and Services						
	512	Operating and maintenance Expense						
	008	Training expenses	0	0	0	10000	10000	5000
	015	Operating systems and software	7275	10000	10000	20000	20000	5000
	036	Computerization and automation	1397	0	0	20000	20000	15000
		Total of Item	8672	10000	10000	50000	50000	25000
28		Other expenditures						
2822		Other Capital expenditures						
	504	Studies, Researches and Consultation						
	999	n.e.c	19904	0	0	0	0	0
		Total of Item	19904	0	0	0	0	0
31		Non-financial Assets						
3112		Machinery and Equipment						
	505	Equipments, Machines and Apparatu						
	001	Computers and accessories	19998	15000	15000	50000	50000	25000
		Total of Item	19998	15000	15000	50000	50000	25000
3113		Other Fixed Assets						
	511	Equipping and furnishing						
	009	Office Furniture and Apparatus	0	0	0	10000	10000	5000
		Total of Item	0	0	0	10000	10000	5000
		Total of Project / Treasury	48574	25000	25000	110000	110000	55000

# Capital Expenditures According to Program and Projects For the years 2009 - 2013

Chapter : 1201 Supreme Judge Department

( In JDs )

Program 1901 Administration and Support Services								
Project		006 Delegating and training the judges/Headquarters						
Fund Source		102001 Capital (Treasury)						
Group	item	Description	Actual 2009	Estimated 2010	Re-Estimated 2010	Estimated 2011	Indicative 2012	Indicative 2013
22		Use of Goods and Services						
2211		Use of Goods and Services						
	512	Operating and maintenance Expense						
	008	Training expenses	4000	0	0	0	0	0
		Total of Item	4000	0	0	0	0	0
		Total of Project / Treasury	4000	0	0	0	0	0
Project		007 Courts of Jerusalem						
Fund Source		102001 Capital (Treasury)						
Group	item	Description	Actual 2009	Estimated 2010	Re-Estimated 2010	Estimated 2011	Indicative 2012	Indicative 2013
22		Use of Goods and Services						
2211		Use of Goods and Services						
	510	Buildings and facilities repair and mai						
	009	Miscellaneous buildings repair an	0	60000	60000	20000	35000	40000
	999	n.e.c	0	60000	60000	0	0	0
		Total of Item	0	120000	120000	20000	35000	40000
31		Non-financial Assets						
3112		Machinery and Equipment						
	505	Equipments, Machines and Apparatu						
	001	Computers and accessories	0	0	0	30000	30000	40000
	003	Office apparatus and equipment	0	0	0	10000	10000	10000
		Total of Item	0	0	0	40000	40000	50000
3113		Other Fixed Assets						
	511	Equipping and furnishing						
	006	Buildings and Facilities Furnishin	0	0	0	40000	25000	10000
		Total of Item	0	0	0	40000	25000	10000
		Total of Project / Treasury	0	120000	120000	100000	100000	100000
		Total of Program	2110867	3395000	3395000	4663000	1910000	755000

# Capital Expenditures According to Program and Projects For the years 2009 - 2013

Chapter : 1201 Supreme Judge Department

( In JDs )

Program 1905 Sharia Judgement								
Project		001 Sharia Judgement Program Administration Project						
Fund Source		102001 Capital (Treasury)						
Group	item	Description	Actual 2009	Estimated 2010	Re-Estimated 2010	Estimated 2011	Indicative 2012	Indicative 2013
22		Use of Goods and Services						
2211		Use of Goods and Services						
	510	Buildings and facilities repair and mai						
	009	Miscellaneous buildings repair and	0	0	0	20000	10000	10000
		Total of Item	0	0	0	20000	10000	10000
	512	Operating and maintenance Expense						
	999	n.e.c	0	10000	10000	30000	40000	60000
		Total of Item	0	10000	10000	30000	40000	60000
31		Non-financial Assets						
3112		Machinery and Equipment						
	505	Equipments, Machines and Apparatu						
	001	Computers and accessories	0	15000	15000	0	0	0
	003	Office apparatus and equipment	0	15000	15000	20000	30000	30000
		Total of Item	0	30000	30000	20000	30000	30000
	506	Vehicles and Heavy Duty Machines						
	001	Sedans	21950	0	0	0	0	0
		Total of Item	21950	0	0	0	0	0
3113		Other Fixed Assets						
	511	Equipping and furnishing						
	006	Buildings and Facilities Furnishin	0	0	0	20000	30000	30000
		Total of Item	0	0	0	20000	30000	30000
3122		Inventories						
	503	Materials and supplies						
	999	n.e.c	0	15000	15000	10000	10000	10000
		Total of Item	0	15000	15000	10000	10000	10000
		Total of Project / Treasury	21950	55000	55000	100000	120000	140000
Project		002 Establishment of sharia execution directorate-Religious Courts						
Fund Source		102001 Capital (Treasury)						
Group	item	Description	Actual 2009	Estimated 2010	Re-Estimated 2010	Estimated 2011	Indicative 2012	Indicative 2013
22		Use of Goods and Services						
2211		Use of Goods and Services						
	510	Buildings and facilities repair and mai						
	009	Miscellaneous buildings repair and	0	0	0	7500	0	0
		Total of Item	0	0	0	7500	0	0
	512	Operating and maintenance Expense						
	999	n.e.c	0	2500	2500	5000	2500	5000
		Total of Item	0	2500	2500	5000	2500	5000
31		Non-financial Assets						
3112		Machinery and Equipment						
	505	Equipments, Machines and Apparatu						
	003	Office apparatus and equipment	0	5000	5000	5000	2500	2500
		Total of Item	0	5000	5000	5000	2500	2500
3113		Other Fixed Assets						
	511	Equipping and furnishing						
	006	Buildings and Facilities Furnishin	0	0	0	7500	5000	2500
		Total of Item	0	0	0	7500	5000	2500
		Total of Project / Treasury	0	7500	7500	25000	10000	10000



# Capital Expenditures According to Program and Projects For the years 2009 - 2013

Chapter : 1201 Supreme Judge Department

( In JDs )

Program 1905 Sharia Judgement								
Project		003 Qualifying Eastern Amman Court building						
Fund Source		102001 Capital (Treasury)						
Group	item	Description	Actual 2009	Estimated 2010	Re-Estimated 2010	Estimated 2011	Indicative 2012	Indicative 2013
22		Use of Goods and Services						
2211		Use of Goods and Services						
	510	Buildings and facilities repair and mai						
	009	Miscellaneous buildings repair an	17068	20000	20000	10000	0	0
		Total of Item	17068	20000	20000	10000	0	0
		Total of Project / Treasury	17068	20000	20000	10000	0	0
Project		004 Household improvement and guidance						
Fund Source		102001 Capital (Treasury)						
Group	item	Description	Actual 2009	Estimated 2010	Re-Estimated 2010	Estimated 2011	Indicative 2012	Indicative 2013
22		Use of Goods and Services						
2211		Use of Goods and Services						
	510	Buildings and facilities repair and mai						
	009	Miscellaneous buildings repair an	0	0	0	150000	150000	250000
		Total of Item	0	0	0	150000	150000	250000
	512	Operating and maintenance Expense						
	008	Training expenses	0	0	0	75000	100000	100000
	017	Promotion, advertising and PR	0	65000	65000	50000	100000	75000
	999	n.e.c	0	0	0	75000	100000	261000
		Total of Item	0	65000	65000	200000	300000	436000
28		Other expenditures						
2822		Other Capital expenditures						
	504	Studies, Researches and Consultation						
	005	Social Studies	0	5000	5000	5000	15000	10000
		Total of Item	0	5000	5000	5000	15000	10000
31		Non-financial Assets						
3112		Machinery and Equipment						
	505	Equipments, Machines and Apparatu						
	001	Computers and accessories	0	5000	5000	20000	125000	100000
	003	Office apparatus and equipment	0	0	0	25000	130000	100000
	004	Educational Apparatus and equip	4000	0	0	0	0	0
		Total of Item	4000	5000	5000	45000	255000	200000
3113		Other Fixed Assets						
	511	Equipping and furnishing						
	006	Buildings and Facilities Furnishin	0	0	0	100000	250000	400000
		Total of Item	0	0	0	100000	250000	400000
3122		Inventories						
	503	Materials and supplies						
	999	n.e.c	0	25000	25000	0	300000	250000
		Total of Item	0	25000	25000	0	300000	250000
		Total of Project / Treasury	4000	100000	100000	500000	1270000	1546000

# Capital Expenditures According to Program and Projects For the years 2009 - 2013

Chapter : 1201 Supreme Judge Department

( In JDs )

Program 1905 Sharia Judgement								
Project		005 Establishment of the sharia courts Assembly - Zarqa						
Fund Source		102001 Capital (Treasury)						
Group	item	Description	Actual 2009	Estimated 2010	Re-Estimated 2010	Estimated 2011	Indicative 2012	Indicative 2013
22		Use of Goods and Services						
2211		Use of Goods and Services						
	510	Buildings and facilities repair and mai						
	008	Miscellaneous buildings maintena	0	0	0	10000	2500	0
		Total of Item	0	0	0	10000	2500	0
31		Non-financial Assets						
3111		Buildings and Constructions						
	508	Works and Constructions						
	013	Miscellaneous Buildings Constru	339990	100000	100000	0	0	0
		Total of Item	339990	100000	100000	0	0	0
3112		Machinery and Equipment						
	505	Equipments, Machines and Apparatu						
	003	Office apparatus and equipment	0	10000	10000	10000	5000	0
		Total of Item	0	10000	10000	10000	5000	0
3113		Other Fixed Assets						
	511	Equipping and furnishing						
	006	Buildings and Facilities Furnishin	39993	0	0	0	0	0
		Total of Item	39993	0	0	0	0	0
3122		Inventories						
	503	Materials and supplies						
	999	n.e.c	9558	5000	5000	10000	2500	0
		Total of Item	9558	5000	5000	10000	2500	0
		Total of Project / Treasury	389541	115000	115000	30000	10000	0
Project		006 Preparing the sharia cassation legislation and establishing the sharia cassation court						
Fund Source		102001 Capital (Treasury)						
Group	item	Description	Actual 2009	Estimated 2010	Re-Estimated 2010	Estimated 2011	Indicative 2012	Indicative 2013
22		Use of Goods and Services						
2211		Use of Goods and Services						
	512	Operating and maintenance Expense						
	999	n.e.c	0	2500	2500	5000	5000	2500
		Total of Item	0	2500	2500	5000	5000	2500
31		Non-financial Assets						
3112		Machinery and Equipment						
	505	Equipments, Machines and Apparatu						
	001	Computers and accessories	0	5000	5000	0	5000	2500
		Total of Item	0	5000	5000	0	5000	2500
3113		Other Fixed Assets						
	511	Equipping and furnishing						
	009	Office Furniture and Apparatus	0	0	0	10000	0	0
		Total of Item	0	0	0	10000	0	0
		Total of Project / Treasury	0	7500	7500	15000	10000	5000

# Capital Expenditures According to Program and Projects For the years 2009 - 2013

Chapter : 1201 Supreme Judge Department

( In JDs )

Program 1905 Sharia Judgement								
Project		007 Establishment of General Prosecution Court						
Fund Source		102001 Capital (Treasury)						
Group	item	Description	Actual 2009	Estimated 2010	Re-Estimated 2010	Estimated 2011	Indicative 2012	Indicative 2013
22		Use of Goods and Services						
2211		Use of Goods and Services						
	512	Operating and maintenance Expense						
	999	n.e.c	0	2500	2500	10000	20000	15000
		Total of Item	0	2500	2500	10000	20000	15000
31		Non-financial Assets						
3112		Machinery and Equipment						
	505	Equipments, Machines and Apparatu						
	001	Computers and accessories	0	0	0	0	20000	7500
	999	n.e.c	0	5000	5000	5000	15000	10000
		Total of Item	0	5000	5000	5000	35000	17500
3113		Other Fixed Assets						
	511	Equipping and furnishing						
	009	Office Furniture and Apparatus	0	0	0	15000	15000	10000
		Total of Item	0	0	0	15000	15000	10000
		Total of Project / Treasury	0	7500	7500	30000	70000	42500
Project		008 Preparing the legislation of establishing the inheritance directorate						
Fund Source		102001 Capital (Treasury)						
Group	item	Description	Actual 2009	Estimated 2010	Re-Estimated 2010	Estimated 2011	Indicative 2012	Indicative 2013
22		Use of Goods and Services						
2211		Use of Goods and Services						
	512	Operating and maintenance Expense						
	999	n.e.c	1370	2500	2500	10000	5000	2500
		Total of Item	1370	2500	2500	10000	5000	2500
31		Non-financial Assets						
3112		Machinery and Equipment						
	505	Equipments, Machines and Apparatu						
	999	n.e.c	0	2500	2500	5000	5000	5000
		Total of Item	0	2500	2500	5000	5000	5000
3113		Other Fixed Assets						
	511	Equipping and furnishing						
	009	Office Furniture and Apparatus	0	0	0	5000	5000	2500
		Total of Item	0	0	0	5000	5000	2500
		Total of Project / Treasury	1370	5000	5000	20000	15000	10000
Project		010 Developing the archiving and filing system/Sharia Courts						
Fund Source		102001 Capital (Treasury)						
Group	item	Description	Actual 2009	Estimated 2010	Re-Estimated 2010	Estimated 2011	Indicative 2012	Indicative 2013
22		Use of Goods and Services						
2211		Use of Goods and Services						
	512	Operating and maintenance Expense						
	036	Computerization and automation	0	50000	50000	30000	50000	25000
		Total of Item	0	50000	50000	30000	50000	25000
31		Non-financial Assets						
3112		Machinery and Equipment						
	505	Equipments, Machines and Apparatu						
	001	Computers and accessories	0	0	0	60000	40000	20000
		Total of Item	0	0	0	60000	40000	20000
		Total of Project / Treasury	0	50000	50000	90000	90000	45000

# Capital Expenditures According to Program and Projects For the years 2009 - 2013

Chapter : 1201 Supreme Judge Department

( In JDs )

Program 1905 Sharia Judgement								
Project		011 Delegating and training the judges/Sharia Courts						
Fund Source		102001 Capital (Treasury)						
Group	item	Description	Actual 2009	Estimated 2010	Re-Estimated 2010	Estimated 2011	Indicative 2012	Indicative 2013
22		Use of Goods and Services						
2211		Use of Goods and Services						
	512	Operating and maintenance Expense						
	008	Training expenses	4300	40000	40000	75000	75000	75000
		Total of Item	4300	40000	40000	75000	75000	75000
		Total of Project / Treasury	4300	40000	40000	75000	75000	75000
Project		012 Establishing the inspection directorate						
Fund Source		102001 Capital (Treasury)						
Group	item	Description	Actual 2009	Estimated 2010	Re-Estimated 2010	Estimated 2011	Indicative 2012	Indicative 2013
22		Use of Goods and Services						
2211		Use of Goods and Services						
	512	Operating and maintenance Expense						
	999	n.e.c	0	2500	2500	5000	5000	6500
		Total of Item	0	2500	2500	5000	5000	6500
31		Non-financial Assets						
3113		Other Fixed Assets						
	511	Equipping and furnishing						
	009	Office Furniture and Apparatus	0	0	0	11000	5000	5000
		Total of Item	0	0	0	11000	5000	5000
3122		Inventories						
	503	Materials and supplies						
	999	n.e.c	0	5000	5000	5000	5000	5000
		Total of Item	0	5000	5000	5000	5000	5000
		Total of Project / Treasury	0	7500	7500	21000	15000	16500
Project		013 Computerizing sharia courts-sharia courts						
Fund Source		102001 Capital (Treasury)						
Group	item	Description	Actual 2009	Estimated 2010	Re-Estimated 2010	Estimated 2011	Indicative 2012	Indicative 2013
22		Use of Goods and Services						
2211		Use of Goods and Services						
	512	Operating and maintenance Expense						
	008	Training expenses	0	0	0	10000	10000	5000
	015	Operating systems and software	7626	60000	60000	70000	150000	50000
	999	n.e.c	0	0	0	30000	20000	20000
		Total of Item	7626	60000	60000	110000	180000	75000
31		Non-financial Assets						
3112		Machinery and Equipment						
	505	Equipments, Machines and Apparatu						
	001	Computers and accessories	119938	12000	12000	80000	20000	20000
		Total of Item	119938	12000	12000	80000	20000	20000
3113		Other Fixed Assets						
	511	Equipping and furnishing						
	009	Office Furniture and Apparatus	0	0	0	10000	0	5000
		Total of Item	0	0	0	10000	0	5000
		Total of Project / Treasury	127564	72000	72000	200000	200000	100000

# Capital Expenditures According to Program and Projects For the years 2009 - 2013

Chapter : 1201 Supreme Judge Department

( In JDs )

Program 1905 Sharia Judgement								
Project		017 Judges assistants system						
Fund Source		102001 Capital (Treasury)						
Group	item	Description	Actual 2009	Estimated 2010	Re-Estimated 2010	Estimated 2011	Indicative 2012	Indicative 2013
22		Use of Goods and Services						
2211		Use of Goods and Services						
	512	Operating and maintenance Expense						
	999	n.e.c	0	0	0	10000	10000	10000
		Total of Item	0	0	0	10000	10000	10000
		Total of Project / Treasury	0	0	0	10000	10000	10000
		Total of Program	565793	487000	487000	1126000	1895000	2000000
		Total of Chapter	2676660	3882000	3882000	5789000	3805000	2755000