

Chapter : 1101 Ministry of Justice

- Creation:** The Ministry of Justice was established on 11/4/1921 under the name of (justice consultations) and this name was changed to become the Ministry of Justice on 1/3/1929 and the Ministry was established to become the executive arm of the Jordanian Judicial services and since then it commenced its role in achieving the basic mission of the country represented in establishing fairness and justice as well as protecting rights and freedoms.
- Vision :** Initiative and effective institution to enhance the independence of judicature and rule of law to achieve prompt fairness and protect rights and freedoms.
- Mission:** Contributing to preparing efficient and fair legal and judicial environment to protect rights and enhance the principles of transparency, equality of opportunities, development of judicial services, drawing up the modern policies and legislative frameworks as well as strengthening the ties with local and international authorities concerned with litigation and legal support process.

Tasks of the Ministry / Department:

- Promote the level of performance and services of the legal and judicial body to perform its tasks efficiently and effectively.
- Strengthen the impartiality and independence of judiciary and supply it with qualified and trained human resources.
- Achieve fairness and enhance the competitiveness of national economy.
- Set up required legislative frameworks and policies to keep up with local and international developments and updates to contribute to improving
- Disseminate the legal culture among different segments of society and sensitize them of their rights.
- Develop the means and procedures of Jordanian judiciary as per the best applicable international practices.

Ministry/Department Contribution to the Achievement of the National Objectives:

- Establish the state of law and institutions and achieve fairness, enhance opportunity equality principles, transparency and protection of rights and freedoms.

Major Issues and Challenges which face the Ministry / Department:

- Increased number of cases, huge conflicts and increased burden of judicial work due to complex and overlapped economic and social relations as well as the population growth while the number of specialized judges is limited.
- Lack of infrastructure level in some courts.
- Limitedness of job advance and development especially those not holding law certificates.
- The gap among different administrative levels (weakness of middle administration) and absence of job replacement plans which lead to brain drain and difficulty in attraction and weakness of incentives.
- Lack of university and middle education outcomes level.

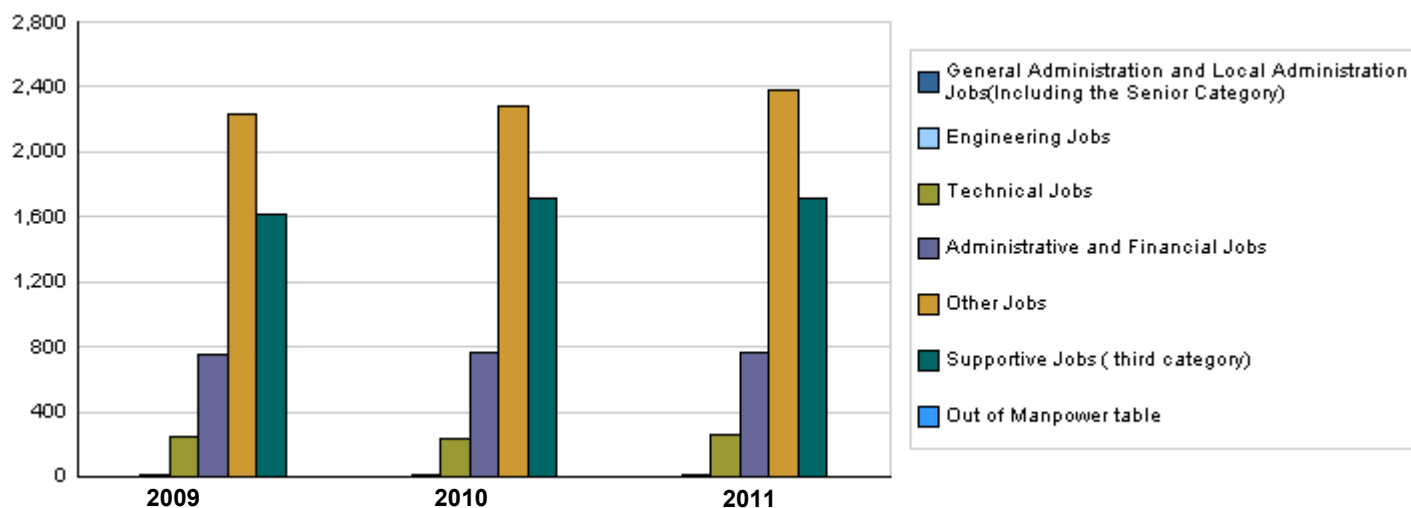
CHAPTER : 1101 Ministry of Justice

Strategic Objectives and Performance Indicators of the Ministry / Department

Strategic Objective	Performance Indicator	base year	Value	Actual Value	Target Value	Primary Self Evaluation	Target Value		
				2009	2010		2010	2011	2012
1 - Enhancing the institutional of the Ministry of Justice to perform their tasks efficiently and effectively.	1 Satisfaction degree of service recipients.	2008	%72	%74	%75	%75	%76	%77	%78
	2 Jordan order in business practice report in the field of contracts implementation.	2008	181/127	181/124	181/118	181/118	181/100	181/98	181/95
2 - Promoting the performance and services of the judicial instrument to perform their tasks effectively.	1 Satisfaction degree of audience in impartiality of Judicature.	2005	%68	%68	%72	%72	%72	%74	%74
	2 Satisfaction degree of litigants regarding the judicature integrity.	2005	%69	%69	%72	%72	%72	%74	%74
	3 Satisfaction degree of audience in judicature fairness.	2005	%66	%66	%69	%69	%69	%71	%71
	4 Satisfaction degree of litigants in judicature fairness.	2008	%68	%68	%71	%71	%71	%72	%72
	5 Jordan order in law sovereignty standard as per international bank statistics.	2006	2.5/0.45	2.5/0.51	2.5/0.65	2.5/0.65	2.5/0.65	2.5/0.7	2.5/0.75
	6 Jordan order in the global competitiveness report in terms of effectiveness and independence.	2007	131/38	133/41	131/39	133/39	133/38	133/37	133/36
3 - Enhancing the efficiency of Judicial instrument.	1 Number of qualified graduates ro recruit in Judicature annually.	2006	40	60	80	80	90	100	110
	2 Percentage of specialized to total number of Judges.	2006	%10	%25	%25	%40	%45	%50	%55

Number of Staff of the Ministry / Department

Group	Job	Actual 2009			Primary 2010			Estimated 2011		
		Male	Female	Total	Male	Female	Total	Male	Female	Total
General Administration and Local Administration	Secretary General	1	0	1	1	0	1	1	0	1
	Director General	1	0	1	1	0	1	1	0	1
Engineering Jobs	Engineering jobs	7	3	10	7	3	10	7	3	10
Technical Jobs	technical jobs	198	43	241	197	43	240	211	46	257
Administrative and Financial Jobs	Administrative and financial jobs	633	116	749	638	123	761	645	123	768
Other Jobs	Department of Justice	694	70	764	705	105	810	745	134	879
	notary, officer, researcher, he	1193	274	1467	1196	279	1475	1218	285	1503
Supportive Jobs (third category)	Supportive jobs	1095	520	1615	1167	545	1712	1173	546	1719
Total		3822	1026	4848	3912	1098	5010	4001	1137	5138
Out of Manpower table	Out of manpower table	0	0	0	0	0	0	0	0	0
Grand Total		3822	1026	4848	3912	1098	5010	4001	1137	5138
Total Cost of Salaries		23276019	4496941	27772960	23793453	5223547	29017000	27995223	6687777	34683000



Key Information of the Ministry / Department

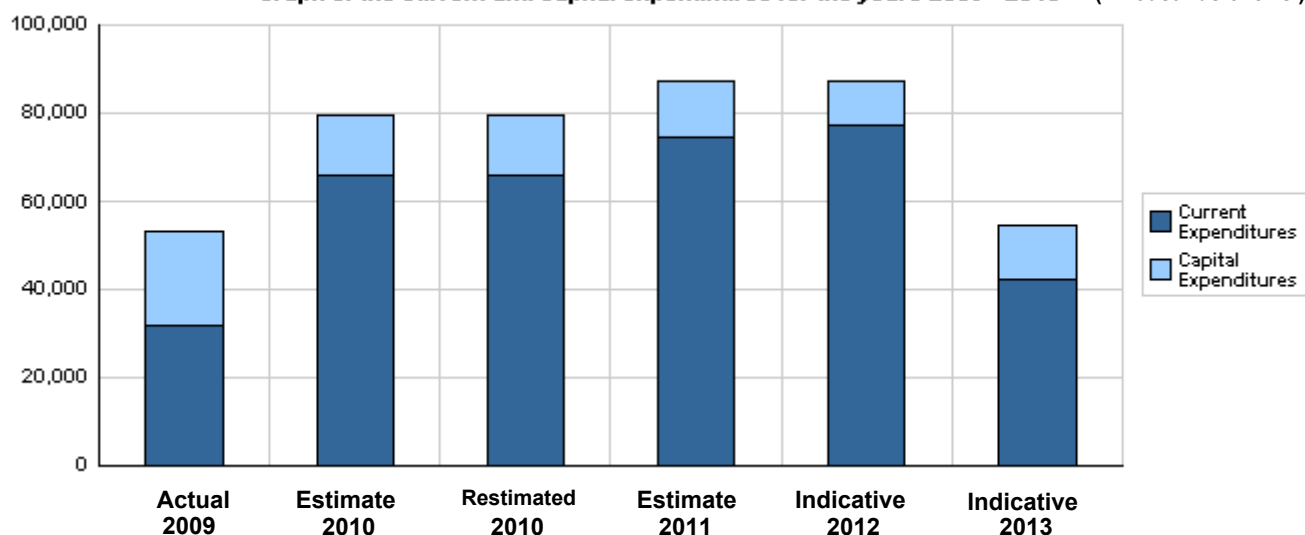
No.	Description	base year	Value	Primary 2010	Estimated 2011												
					Irbid	Mafraq	Jarsh	Ajloun	Amman	Balqa'	Zaraq'	Madaba	Karak	Ma'an	Tafila	Aqaba	Total
1	Number of courts.	2008	79	81	13	5	2	3	24	6	5	3	8	9	2	3	83
2	Number of coming cases.	2008	363160	431473	85699	14399	9308	9337	246363	19422	47701	8226	12930	8350	4230	8733	474698
3	Number of settled cases.	2008	350513	396251	83483	14114	8976	8460	208258	18525	48079	7689	12761	8332	4420	8546	431643
4	Number of retained cases.	2008	83025	89313	16989	3627	1921	2006	46563	4760	8769	1172	3191	782	352	1861	91993
5	Justice palaces.	2008	4	4	1	0	0	1	1	1	2	1	1	0	0	0	8

**Overall Summary of Expenditures for Chapter 1101- Ministry of Justice
for the years 2009 - 2013**

(In JDs)

Description		Actual 2009	Estimate 2010	Re_Estimate 2010	Estimate 2011	Indicative		
						2012	2013	
Group	Current Expenditures							
2111	Salaries, Wages and allowances	26,871,195	28,098,000	28,098,000	33,193,000	34,221,900	35,284,888	
2121	Social Security Contributions	901,765	919,000	919,000	1,490,000	1,497,100	1,541,112	
2211	Use of Goods and Services	4,085,242	3,959,000	3,959,000	4,183,000	5,130,000	5,455,000	
2821	Other current expenses	101,028	74,000	74,000	85,000	85,000	85,000	
3112	Machinery and Equipment	13,790	0	0	0	0	0	
3113	Other Fixed Assets	11,168	0	0	0	0	0	
Total current expenditures		31,984,188	33,050,000	33,050,000	38,951,000	40,934,000	42,366,000	
		Capital Expenditures						
2211	Use of Goods and Services	4,874,133	3,349,000	3,349,000	4,295,000	5,010,000	6,235,000	
2822	Other Capital expenditures	48,984	10,000	10,000	10,000	10,000	10,000	
3111	Buildings and Constructions	12,972,141	9,033,000	9,033,000	7,910,000	3,800,000	4,650,000	
3112	Machinery and Equipment	2,403,254	704,000	704,000	470,000	670,000	640,000	
3113	Other Fixed Assets	339,313	0	0	130,000	470,000	470,000	
3141	Lands	450,000	221,000	221,000	10,000	50,000	50,000	
Total capital expenditures		21,087,825	13,317,000	13,317,000	12,825,000	10,010,000	12,055,000	
Treasury		21,087,825	13,317,000	13,317,000	12,825,000	10,010,000	12,055,000	
Total current and capital expenditures		53,072,013	46,367,000	46,367,000	51,776,000	50,944,000	54,421,000	

Graph of the current and capital expenditures for the years 2009 - 2013 (Thousands of JDs)

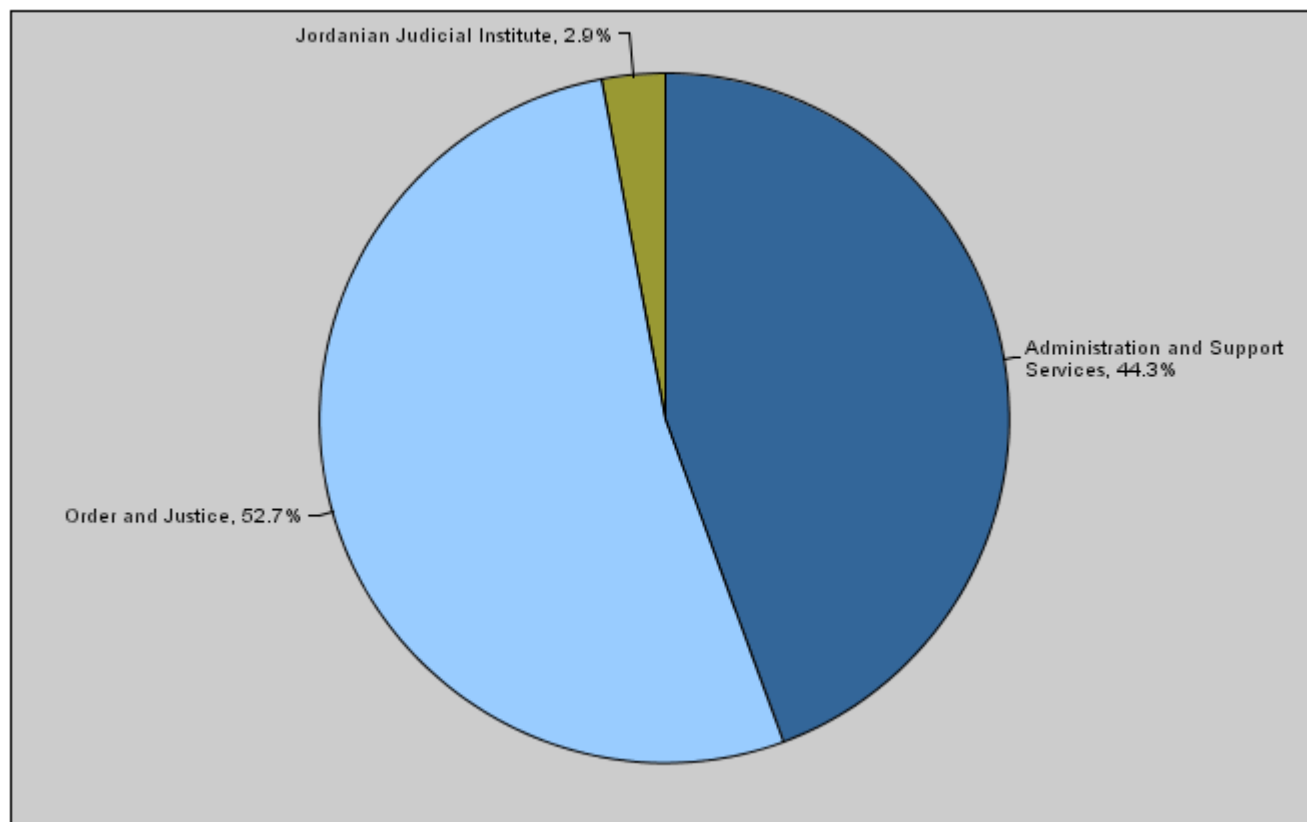


Budget of Chapter 1101 - Ministry of Justice
For the Year 2011 Distributed According to Program

(In JD's)

Prog.	Description	Current Expenditure	Capital Expenditure	Total Expenditures
1801	Administration and Support Services	20,571,000	2,390,000	22,961,000
1805	Order and Justice	17,933,000	9,365,000	27,298,000
1810	Jordanian Judicial Institute	447,000	1,070,000	1,517,000
	Total	38,951,000	12,825,000	51,776,000

Total Expenditures for the year 2011 Distributed According to Program



Estimated Allocations For Females distributed according to Programs for the Years 2009 - 2013

Program	2009	2010	2011	2012	2013
1801 Administration and Support Services	4,093,489	4,133,540	4,766,400	5,090,765	5,285,175
1805 Order and Justice	1,275,143	1,959,639	2,761,272	2,845,784	2,933,968
1810 Jordanian Judicial Institute	115,693	83,248	108,124	115,868	121,192
Total	5,484,325	6,176,427	7,635,796	8,052,417	8,340,335

Budget Chapter 1101 - Ministry of Justice Distributed According to the Program

1801	Administration and Support Services Program
-------------	--

Objective of the program :

To raise the institutional capacity of employees through training, improve the presented services and simplify the procedures to obtain the satisfaction of service recipients through service computerization. As well, this program will work on institutionalizing the work mechanisms and awarding service recipients as well as spreading the legal culture.

The strategic objective related to the program :

To raise the institutional capacity of the Ministry of Justice and the judicial services in order to enable them to perform their tasks efficiently and effectively.

Directorates associated with the program :

- 1- Financial affairs directorate.
- 2- Administrative affairs and human resources directorate.
- 3- Information technology management directorate.
- 4- Communications directorate.
- 5- Courts and projects affairs management directorate.
- 6- Internal control unit.
- 7- Human resources directorate.
- 8- Human rights and women affairs directorate.

Services provided by the program :

- 1- Build and raise the employees capacities through training.
- 2- Improve the presented services and simplify procedures to obtain the satisfaction service recipients through computerizing services and re-engineering work procedures of the departments.
- 3- Promote the institutional performance of the Ministry and courts through work development and institutionalism.
- 4- Educate service recipients and spread the legal culture through different publications and media means.

Staff working in the program :

The program is implemented through a functional staff in 2010 estimated with (4167) staff, including (3182) males and (985) females .

Performance Measurement Indicators for program

Performance Measurement Indicator	Base Year	Value	Actual value	Target Value	First Self Evaluation	Target		
			2009	2010	2010	2011	2012	2013
1 Number of legal legislations provided by the Ministry to government institutions and departments.	2008	1300	1750	1850	1850	1950	2100	2200
2 Percentage of the computerized courts to total courts.	2006	%6	%85	%100	%90	%95	%97	%100
3 Number of e-services provided by the courts.	2008	3	4	4	6	7	8	9
4 Number of First Instance courts in which bed suites were established.	2007	3	9	12	12	15	16	17
5 Number of penalties depriving liberty.	2006	2	2	2	2	7	7	7
6 Number of legal assistance cases.	2006	10	40	50	50	100	150	200
7 Number of implemented awareness campaigns annually.	2009	25	25	30	30	35	45	55

Appropriations OF Administration and Support Services Program as Per Activities and Projects. (In JDs)

Activities and Projects	Actual	Estimate	Re_Estimate	Estimate	Indicative	
	2009	2010	2010	2011	2012	2013
Current Expenditures	17,493,547	17,515,000	17,515,000	20,571,000	21,949,000	22,774,912
601 Administrative and Support Service	17,493,547	17,515,000	17,515,000	20,571,000	21,949,000	22,774,912
Capital Expenditures	4,126,182	1,849,000	1,849,000	2,390,000	2,720,000	3,050,000
001 Administration Project	4,126,182	1,849,000	1,849,000	2,390,000	2,720,000	3,050,000
Program / Treasury	4,126,182	1,849,000	1,849,000	2,390,000	2,720,000	3,050,000
Total Program	21,619,729	19,364,000	19,364,000	22,961,000	24,669,000	25,824,912

Budget Chapter 1101 - Ministry of Justice Distributed According to the Program

1805	Order and Justice Program
Objective of the program :	
To supply the judicial power with sufficient number of qualified and trained judges as well as to develop and update legislations to keep up with the local, regional and international developments.	
The strategic objective related to the program :	
Promote the level of services and performance of Judicial system to perform their tasks effectively.	
Directorates associated with the program :	
1- Judicial Council 2- Policies and institutional development unit. 3- International cooperation directorate. 4- Judicial inspection directorate.	
Services provided by the program :	
1- Provide infrastructure for courts through establishing modern justice palaces with modern techniques and services. 2- Contribute to setting plans and strategies aiming to promoting the level of Jordanian judicial services. 3- Develop and update legislations to keep up local, regional and international variables and developments.	
Staff working in the program :	
The program is implemented through a functional staff in 2010 estimated with (810) staff, including (705) males and (105) females .	

Performance Measurement Indicators for program

Performance Measurement Indicator	Base Year	Value	Actual value	Target Value	First Self Evaluation	Target		
			2009	2010	2010	2011	2012	2013
1 Percentage of annually inspected judges.	2006	%50	%75	%100	%90	%95	%97	%100
2 Average of litigation period in conciliation cases (day).	2004	243	147	112	112	107	102	100
3 Average litigation period in first instance cases (day).	2004	543	310	257	257	247	227	217
4 Percentage of cases settled through mediation to cases referred to mediation departments.	2006	%71	%73	%85	%75	%77	%79	%80
5 Percentage of litigation legislations which have been reviewed and amended.	2006	%10	%50	%70	%70	%75	%80	%90
6 Number of specialized rooms in courts.	2006	3	8	14	14	16	18	25
7 Number of model courts buildings.	2006	15/6	15/10	15/11	15/11	15/12	15/13	15/14

Appropriations OF Order and Justice Program as Per Activities and Projects.

(In JDs)

Activities and Projects	Actual	Estimate	Re_Estimate	Estimate	Indicative	
	2009	2010	2010	2011	2012	2013
Current Expenditures	14,012,568	15,191,000	15,191,000	17,933,000	18,505,900	19,089,000
601 Regular Litigation	14,012,568	15,191,000	15,191,000	17,933,000	18,505,900	19,089,000
Capital Expenditures	15,432,516	10,800,000	10,800,000	9,365,000	6,100,000	6,915,000
001 Order and Justice Program Adminis	2,140,287	1,271,000	1,271,000	1,130,000	1,910,000	1,980,000
002 Justice Palace air conditioning syst	1,000,000	500,000	500,000	50,000	0	0
003 Establishment of Higher Judiciary b	0	0	0	0	400,000	4,000,000
005 Establishment of Criminal Courts bu	2,257,387	1,750,000	1,750,000	50,000	0	0
007 Establishing building for Judges clu	0	0	0	0	0	400,000
008 Establishing the building of Justice	1,450,000	1,700,000	1,700,000	1,500,000	500,000	0
009 Establishing the building of Justice	3,249,296	2,250,000	2,250,000	2,600,000	800,000	0
010 Establishing the building of Justice	2,046,328	1,079,000	1,079,000	1,260,000	1,300,000	250,000
011 Establishing the building of Justice	1,694,179	1,760,000	1,760,000	2,500,000	800,000	0
012 Establishing the building of General	745,127	450,000	450,000	0	0	0
013 Establishing additional floor for Aqa	249,974	0	0	0	0	0
014 Establishing additional floor for Maf	299,939	40,000	40,000	0	0	0
015 Establishing additional floor for Ma'	299,999	0	0	0	0	0
017 Activating and developing the techn	0	0	0	85,000	85,000	85,000
018 Applying the intermediation method	0	0	0	75,000	75,000	30,000
019 Reviewing and developing legislatio	0	0	0	20,000	20,000	20,000
023 Create state cases management	0	0	0	95,000	210,000	150,000
Program / Treasury	15,432,516	10,800,000	10,800,000	9,365,000	6,100,000	6,915,000
Total Program	29,445,084	25,991,000	25,991,000	27,298,000	24,605,900	26,004,000

Budget Chapter 1101 - Ministry of Justice Distributed According to the Program

1810	Jordanian Judicial Institute Program
Objective of the program :	
Supply the judicial system with the sufficient number of qualified judges and trainers as well as exchange expertise, technical and academic cooperation between the institute and the different institutes, institutions and legal and judicial organizations.	
The strategic objective related to the program :	
Enhance the efficiency of Judicial system.	
Directorates associated with the program :	
The Jordanian Judicial Institute	
Services provided by the program :	
<p>1- Contribute to setting strategies and plans aiming at promoting the level of the Jordanian Judicial body.</p> <p>2- Qualify and upgrade the efficiency of judges and their assistants as well as improving their scientific research talent.</p> <p>3- Exchange the technical and academic cooperation and experiences between the Judicial Institute and the Arab and International judicial and legal organizations, authorities and institutes.</p> <p>4- Select the top students of general secondary students and law colleges graduates from both males as per transparent and declared principles and standards and prepare them to become judges enjoying the highest degrees of legal and vocational efficiency.</p>	
Staff working in the program :	
The program is implemented through a functional staff in 2010 estimated with (33) staff, including (25) males and (8) females .	

Performance Measurement Indicators for program

Performance Measurement Indicator	Base Year	Value	Actual value	Target Value	First Self Evaluation	Target		
			2009	2010	2010	2011	2012	2013
1 Number of specialized training courses, annually held by the Institute.	2006	2	4	6	6	7	7	9
2 Number of judges delegated abroad for English Language Learning.	2008	170	198	39	94	180	190	200
3 Number of judges holding high degrees who were delegated through the Ministry.	2006	12	15	27	27	30	32	40
4 Number of continuous training courses for judges.	2006	39	47	49	49	55	60	65
5 Number of accepted males in future judges program.	2008	71	129	174	174	199	224	249
6 Number of accepted females in future judges program.	2008	106	128	173	173	198	223	248

Appropriations OF Jordanian Judicial Institute Program as Per Activities and Projects. (In JDs)

Activities and Projects	Actual	Estimate	Re_Estimate	Estimate	Indicative	
	2009	2010	2010	2011	2012	2013
Current Expenditures	478,073	344,000	344,000	447,000	479,100	502,088
601 Judges Training	478,073	344,000	344,000	447,000	479,100	502,088
Capital Expenditures	1,529,127	668,000	668,000	1,070,000	1,190,000	2,090,000
001 Jordanian Judicial Institute Program	1,529,127	20,000	20,000	70,000	90,000	90,000
003 Judges of the Future	0	648,000	648,000	1,000,000	1,100,000	2,000,000
Program / Treasury	1,529,127	668,000	668,000	1,070,000	1,190,000	2,090,000
Total Program	2,007,200	1,012,000	1,012,000	1,517,000	1,669,100	2,592,088

Chapter :1101 Ministry of Justice

Vision Initiative and effective institution to enhance the independence of judicature and rule of law to achieve prompt fairness and protect rights and freedoms.

Mission Contributing to preparing efficient and fair legal and judicial environment to protect rights and enhance the principles of transparency, equality of opportunities, development of judicial services, drawing up the modern policies and legislative frameworks as well as strengthening the ties with local and international authorities concerned with litigation and legal support process.

Legal Framework : Administrative Organization Bylaw for the Ministry of Justice No. (66) for the year 2004, and Civil Courts Formation Law for the year 2001.

Strategic Plan :

Preparation Year :2010

Period Covered By The Plan :2010-2012

Strategic Objectives / Performance Indicators									
Strategic Objectives Description	Performance Measurement Indicators	Base Value		Actual Value	Target Value	Initial Internal Evaluatio	Target		
		Base Year	Value				2009	2010	2011
1 - Enhancing the institutional of the Ministry of Justice to perform their tasks efficiently and effectively.	1 Satisfaction degree of service recipients.	2008	%72	%74	%75	%75	%76	%77	%78
	2 Jordan order in business practice report in the field of contracts implementation.	2008	181/127	181/124	181/118	181/118	181/100	181/98	181/95
2 - Promoting the performance and services of the judicial instrument to perform their tasks effectively.	1 Satisfaction degree of audience in impartiality of Judicature.	2005	%68	%68	%72	%72	%72	%74	%74
	2 Satisfaction degree of litigants regarding the judicature integrity.	2005	%69	%69	%72	%72	%72	%74	%74
	3 Satisfaction degree of audience in judicature fairness.	2005	%66	%66	%69	%69	%69	%71	%71
	4 Satisfaction degree of litigants in judicature fairness.	2008	%68	%68	%71	%71	%71	%72	%72
	5 Jordan order in law sovereignty standard as per international bank statistics.	2006	2.5/0.45	2.5/0.51	2.5/0.65	2.5/0.65	2.5/0.65	2.5/0.7	2.5/0.75
	6 Jordan order in the global competitiveness report in terms of effectiveness and independence.	2007	131/38	133/41	131/39	133/39	133/38	133/37	133/36
3 - Enhancing the efficiency of Judicial instrument.	1 Number of qualified graduates ro recruit in Judicature annually.	2006	40	60	80	80	90	100	110
	2 Percentage of specialized to total number of Judges.	2006	%10	%25	%25	%40	%45	%50	%55

Programs / Performance Indicators

Goal	Programs	Description of Performance Indicators	Base Value		Actual Value	Target Value	Initial Internal	Target		
			Base Year	Value				2009	2010	2011
1	1801 Administration and Support Services	1 Number of legal legislations provided by the Ministry to government institutions and departments.	2008	1300	1750	1850	1850	1950	2100	2200
		2 Percentage of the computerized courts to total courts.	2006	%6	%85	%100	%90	%95	%97	%100
		3 Number of e-services provided by the courts.	2008	3	4	4	6	7	8	9
		4 Number of First Instance courts in which bed suites were established.	2007	3	9	12	12	15	16	17
		5 Number of penalties depriving liberty.	2006	2	2	2	2	7	7	7
		6 Number of legal assistance cases.	2006	10	40	50	50	100	150	200
		7 Number of implemented awareness campaigns annually.	2009	25	25	30	30	35	45	55
2	1805 Order and Justice	1 Percentage of annually inspected judges.	2006	%50	%75	%100	%90	%95	%97	%100
		2 Average of litigation period in conciliation cases (day).	2004	243	147	112	112	107	102	100
		3 Average litigation period in first instance cases (day).	2004	543	310	257	257	247	227	217
		4 Percentage of cases settled through mediation to cases referred to mediation departments.	2006	%71	%73	%85	%75	%77	%79	%80
		5 Percentage of litigation legislations which have been reviewed and amended.	2006	%10	%50	%70	%70	%75	%80	%90
		6 Number of specialized rooms in courts.	2006	3	8	14	14	16	18	25
		7 Number of model courts buildings.	2006	15/6	15/10	15/11	15/11	15/12	15/13	15/14

Programs / Performance Indicators

Goal	Programs		Description of Performance Indicators	Base Value		Actual Value	Target Value	Initial Internal	Target			
				Base Year	Value				2009	2010	2010	2011
3	1810	Jordanian Judicial Institute	1	Number of specialized training courses, annually held by the Institute.	2006	2	4	6	6	7	7	9
			2	Number of judges delegated abroad for English Language Learning.	2008	170	198	39	94	180	190	200
			3	Number of judges holding high degrees who were delegated through the Ministry.	2006	12	15	27	27	30	32	40
			4	Number of continuous training courses for judges.	2006	39	47	49	49	55	60	65
			5	Number of accepted males in future judges program.	2008	71	129	174	174	199	224	249
			6	Number of accepted females in future judges program.	2008	106	128	173	173	198	223	248

Programs Appropriations

Goal	Programs			Actual	Estimated	Restemated	Estimated	Indecative	Indecative
				2009	2010	2010	2011	2012	2013
1	1801	Administration and Support Services	Current	17493547	17515000	17515000	20571000	21949000	22774912
			Capital	4126182	1849000	1849000	2390000	2720000	3050000
			Total	21619729	19364000	19364000	22961000	24669000	25824912
2	1805	Order and Justice	Current	14012568	15191000	15191000	17933000	18505900	19089000
			Capital	15432516	10800000	10800000	9365000	6100000	6915000
			Total	29445084	25991000	25991000	27298000	24605900	26004000
3	1810	Jordanian Judicial Institute	Current	478073	344000	344000	447000	479100	502088
			Capital	1529127	668000	668000	1070000	1190000	2090000
			Total	2007200	1012000	1012000	1517000	1669100	2592088
			Total of Current	31984188	33050000	33050000	38951000	40934000	42366000
			Total of Capital	21087825	13317000	13317000	12825000	10010000	12055000
			Total of Chapter	53072013	46367000	46367000	51776000	50944000	54421000

Current Activities Appropriations

Prog.	Projects		Actual	Estimated	Restemated	Estimated	Indecative	Indecative
			2009	2010	2010	2011	2012	2013
1801	601	Administrative and Support Services	17493547	17515000	17515000	20571000	21949000	22774912
		Total of Program	17493547	17515000	17515000	20571000	21949000	22774912
1805	601	Regular Litigation	14012568	15191000	15191000	17933000	18505900	19089000
		Total of Program	14012568	15191000	15191000	17933000	18505900	19089000
1810	601	Judges Training	478073	344000	344000	447000	479100	502088
		Total of Program	478073	344000	344000	447000	479100	502088
		Total	31984188	33050000	33050000	38951000	40934000	42366000

Capital Projects Appropriations

Prog.	Projects		Actual	Estimated	Restemated	Estimated	Indecative	Indecative
			2009	2010	2010	2011	2012	2013
1801	001	Administration Project	4126182	1849000	1849000	2390000	2720000	3050000
		Total of Program	4126182	1849000	1849000	2390000	2720000	3050000
1805	001	Order and Justice Program Administration Project	2140287	1271000	1271000	1130000	1910000	1980000
	002	Justice Palace air conditioning system	1000000	500000	500000	50000	0	0
	003	Establishment of Higher Judiciary building	0	0	0	0	400000	4000000
	005	Establishment of Criminal Courts building	2257387	1750000	1750000	50000	0	0
	007	Establishing building for Judges club	0	0	0	0	0	400000
	008	Establishing the building of Justice Palace in Madaba	1450000	1700000	1700000	1500000	500000	0
	009	Establishing the building of Justice Palace in Zarqa	3249296	2250000	2250000	2600000	800000	0
	010	Establishing the building of Justice Palace in Rusaifa	2046328	1079000	1079000	1260000	1300000	250000
	011	Establishing the building of Justice Palace in Ajloun	1694179	1760000	1760000	2500000	800000	0
	012	Establishing the building of General Prosecutor on the land	745127	450000	450000	0	0	0
	013	Establishing additional floor for Aqaba Court of First Instance	249974	0	0	0	0	0
	014	Establishing additional floor for Mafraq Court of First Instance	299939	40000	40000	0	0	0
	015	Establishing additional floor for Ma'an Court of First Instance	299999	0	0	0	0	0
	017	Activating and developing the technical office and providing	0	0	0	85000	85000	85000
	018	Applying the intermeditation method in settling civil conflicts	0	0	0	75000	75000	30000
	019	Reviewing and developing legislations and implementing the	0	0	0	20000	20000	20000
	023	Create state cases management	0	0	0	95000	210000	150000
		Total of Program	15432516	10800000	10800000	9365000	6100000	6915000
1810	001	Jordanian Judicial Institute Program Administration Project	1529127	20000	20000	70000	90000	90000
	003	Judges of the Future	0	648000	648000	1000000	1100000	2000000
		Total of Program	1529127	668000	668000	1070000	1190000	2090000
		Total	21087825	13317000	13317000	12825000	10010000	12055000

Overall Summary of Current Expenditures for the years 2009 - 2013

Chapter: 1101 Ministry of Justice

(In JDs)

Group	Item	Description	Actual 2009	Estimated 2010	Restimated 2010	Estimated 2011	Indicative 2012	Indicative 2013
21		Compensations of Employees						
2111		Salaries, Wages and allowances						
	101	Classified Employees' Salaries	6141914	6731400	6731400	7795000	8032000	8275000
	102	Permanent Unclassified Employees' Salari	3299445	3444000	3444000	3985000	4104000	4228000
	103	Contract Employees' Salaries	66043	95000	95000	81000	84000	86000
	105	Personal Cost of Living Allowance	7655218	8990000	8990000	10377000	10608900	10953888
	106	Family Allowance	480616	482200	482200	533000	550000	567000
	107	Basic Allowance	1018225	1085000	1085000	1177000	1213000	1249000
	110	Overtime Allowance	211519	109100	109100	131000	135000	139000
	111	Additional Allowance	148148	151000	151000	133000	137000	142000
	112	Other Allowances	6819986	6461400	6461400	7793000	8033000	8280000
	113	Transportation Allowance	318762	175600	175600	455000	510000	523000
	114	Transport Allowance	512823	291900	291900	517000	590000	607000
	115	Field Visit Allowance	0	0	0	16000	16000	17000
	116	Employees' bonuses	198496	81400	81400	200000	209000	218000
Total			26871195	28098000	28098000	33193000	34221900	35284888
2121		Social Security Contributions						
	301	Social Security	901765	919000	919000	1490000	1497100	1541112
Total			901765	919000	919000	1490000	1497100	1541112
22		Use of Goods and Services						
2211		Use of Goods and Services						
	201	Rents	667460	746000	746000	696000	846000	896000
	202	Telecommunications Services	515991	360000	360000	400000	452000	478000
	203	Water	95086	88000	88000	93000	97000	101000
	204	Electricity	507983	543000	543000	750000	796000	827000
	205	Fuels	335804	429000	429000	430000	567000	594000
	206	Maintenance of Machines, furniture and ac	136186	326000	326000	230000	297000	308000
	207	Maintenance of Vehicles, Heavy Duty Mach	46469	47000	47000	55000	69000	72000
	208	Repair and maintenance of buildings and a	29669	20000	20000	15000	33000	37000
	209	Office Supplies	669988	404000	404000	348000	559000	610000
	210	Raw materials (Medicines, Clothes, Food,	20973	20000	20000	22000	24000	26000
	211	Cleaning Services and supplies (including	560013	507000	507000	671000	771000	822000
	212	Insurance	44741	53000	53000	42000	59000	62000
	213	Official Travel Missions	101985	47000	47000	45000	60000	66000
	214	Other goods and services expenses	352894	369000	369000	386000	500000	556000
Total			4085242	3959000	3959000	4183000	5130000	5455000
28		Other expenditures						
2821		Other current expenses						
	302	Contributions	4611	8000	8000	8000	8000	8000
	303	Scientific Scholarships and Training Cours	40081	31000	31000	35000	35000	35000
	305	Non-Employees' Bonuses	56336	35000	35000	42000	42000	42000
Total			101028	74000	74000	85000	85000	85000
31		Non-financial Assets						
3112		Machinery and Equipment						
	402	Machinery and Equipment	13790	0	0	0	0	0
Total			13790	0	0	0	0	0
3113		Other Fixed Assets						
	401	Furniture	11168	0	0	0	0	0
Total			11168	0	0	0	0	0
Total of Chapter			31984188	33050000	33050000	38951000	40934000	42366000

Current Expenditures According to Program and Activities For The Years 2009 - 2013

Chapter : 1101 - Ministry of Justice

(In JDs)

Program : 1801 - Administration and Support Services								
Activity : 601 - Administrative and Support Services								
Group	Item	Description	Actual 2009	Estimated 2010	Re-estimated 2010	Estimated 2011	Indicative 2012	Indicative 2013
21		Compensations of Employees						
2111		Salaries, Wages and allowances						
	101	Classified Employees' Salaries	348310	312000	312000	343000	353000	363000
	102	Permanent Unclassified Employees' Salaries	3284961	3429000	3429000	3967000	4086000	4209000
	103	Contract Employees' Salaries	66043	95000	95000	81000	84000	86000
	105	Personal Cost of Living Allowance	6687867	6960000	6960000	8130000	8315000	8571000
	106	Family Allowance	333702	327200	327200	378000	390000	403000
	107	Basic Allowance	1013591	1080000	1080000	1172000	1207000	1243000
	110	Overtime Allowance	208153	104100	104100	128000	132000	136000
	111	Additional Allowance	146465	148000	148000	131000	135000	140000
	113	Transportation Allowance	10245	11800	11800	132000	133000	134000
	114	Transport Allowance	500993	285500	285500	490000	562000	579000
	115	Field Visit Allowance	0	0	0	16000	16000	17000
	116	Employees' bonuses	29446	1400	1400	30000	31000	32000
		Total	12629776	12754000	12754000	14998000	15444000	15913000
2121		Social Security Contributions						
	301	Social Security	897470	910000	910000	1482000	1489000	1532912
		Total	897470	910000	910000	1482000	1489000	1532912
22		Use of Goods and Services						
2211		Use of Goods and Services						
	201	Rents	621460	700000	700000	650000	800000	850000
	202	Telecommunications Services	499994	344000	344000	385000	435000	460000
	203	Water	93612	85000	85000	90000	94000	97000
	204	Electricity	499979	533000	533000	740000	785000	815000
	205	Fuels	299994	414000	414000	420000	550000	575000
	206	Maintenance of Machines, furniture and acc	126369	320000	320000	225000	290000	300000
	207	Maintenance of Vehicles, Heavy Duty Machi	44751	42000	42000	50000	63000	65000
	208	Repair and maintenance of buildings and ac	19963	15000	15000	10000	27000	30000
	209	Office Supplies	649996	396000	396000	340000	550000	600000
	210	Raw materials (Medicines, Clothes, Food, F	14978	15000	15000	17000	18000	19000
	211	Cleaning Services and supplies (including	559066	506000	506000	670000	770000	820000
	212	Insurance	39999	51000	51000	40000	57000	60000
	213	Official Travel Missions	89996	42000	42000	40000	55000	60000
	214	Other goods and services expenses	329931	345000	345000	366000	474000	530000
		Total	3890088	3808000	3808000	4043000	4968000	5281000
28		Other expenditures						
2821		Other current expenses						
	302	Contributions	4611	8000	8000	8000	8000	8000
	303	Scientific Scholarships and Training Course	40081	31000	31000	35000	35000	35000
	305	Non-Employees' Bonuses	9565	4000	4000	5000	5000	5000
		Total	54257	43000	43000	48000	48000	48000
31		Non-financial Assets						
3112		Machinery and Equipment						
	402	Machinery and Equipment	11959	0	0	0	0	0
		Total	11959	0	0	0	0	0
3113		Other Fixed Assets						
	401	Furniture	9997	0	0	0	0	0
		Total	9997	0	0	0	0	0
		Total of Activity	17493547	17515000	17515000	20571000	21949000	22774912
		Total of Program	17493547	17515000	17515000	20571000	21949000	22774912
Program : 1805 - Order and Justice								
Activity : 601 - Regular Litigation								
Group	Item	Description	Actual 2009	Estimated 2010	Re-estimated 2010	Estimated 2011	Indicative 2012	Indicative 2013
21		Compensations of Employees						
2111		Salaries, Wages and allowances						
	101	Classified Employees' Salaries	5790000	6411400	6411400	7449000	7676000	7909000
	105	Personal Cost of Living Allowance	940000	2000000	2000000	2193000	2238900	2326000
	106	Family Allowance	144515	152000	152000	152000	157000	161000
	112	Other Allowances	6819986	6461400	6461400	7793000	8033000	8280000
	113	Transportation Allowance	308517	162800	162800	322000	376000	388000
	114	Transport Allowance	9550	3400	3400	24000	25000	25000
		Total	14012568	15191000	15191000	17933000	18505900	19089000
		Total of Activity	14012568	15191000	15191000	17933000	18505900	19089000
		Total of Program	14012568	15191000	15191000	17933000	18505900	19089000

Current Expenditures According to Program and Activities For The Years 2009 - 2013

Chapter : 1101 - Ministry of Justice

(In JDs)

Program : 1810 - Jordanian Judicial Institute								
Activity : 601 - Judges Training								
Group	Item	Description	Actual 2009	Estimated 2010	Re-estimated 2010	Estimated 2011	Indicative 2012	Indicative 2013
21		Compensations of Employees						
2111		Salaries, Wages and allowances						
	101	Classified Employees' Salaries	3604	8000	8000	3000	3000	3000
	102	Permanent Unclassified Employees' Salaries	14484	15000	15000	18000	18000	19000
	105	Personal Cost of Living Allowance	27351	30000	30000	54000	55000	56888
	106	Family Allowance	2399	3000	3000	3000	3000	3000
	107	Basic Allowance	4634	5000	5000	5000	6000	6000
	110	Overtime Allowance	3366	5000	5000	3000	3000	3000
	111	Additional Allowance	1683	3000	3000	2000	2000	2000
	113	Transportation Allowance	0	1000	1000	1000	1000	1000
	114	Transport Allowance	2280	3000	3000	3000	3000	3000
	116	Employees' bonuses	169050	80000	80000	170000	178000	186000
		Total	228851	153000	153000	262000	272000	282888
2121		Social Security Contributions						
	301	Social Security	4295	9000	9000	8000	8100	8200
		Total	4295	9000	9000	8000	8100	8200
22		Use of Goods and Services						
2211		Use of Goods and Services						
	201	Rents	46000	46000	46000	46000	46000	46000
	202	Telecommunications Services	15997	16000	16000	15000	17000	18000
	203	Water	1474	3000	3000	3000	3000	4000
	204	Electricity	8004	10000	10000	10000	11000	12000
	205	Fuels	35810	15000	15000	10000	17000	19000
	206	Maintenance of Machines, furniture and accessories	9817	6000	6000	5000	7000	8000
	207	Maintenance of Vehicles, Heavy Duty Machinery	1718	5000	5000	5000	6000	7000
	208	Repair and maintenance of buildings and accessories	9706	5000	5000	5000	6000	7000
	209	Office Supplies	19992	8000	8000	8000	9000	10000
	210	Raw materials (Medicines, Clothes, Food, Fuel, etc.)	5995	5000	5000	5000	6000	7000
	211	Cleaning Services and supplies (including cleaning materials)	947	1000	1000	1000	1000	2000
	212	Insurance	4742	2000	2000	2000	2000	2000
	213	Official Travel Missions	11989	5000	5000	5000	5000	6000
	214	Other goods and services expenses	22963	24000	24000	20000	26000	26000
		Total	195154	151000	151000	140000	162000	174000
28		Other expenditures						
2821		Other current expenses						
	305	Non-Employees' Bonuses	46771	31000	31000	37000	37000	37000
		Total	46771	31000	31000	37000	37000	37000
31		Non-financial Assets						
3112		Machinery and Equipment						
	402	Machinery and Equipment	1831	0	0	0	0	0
		Total	1831	0	0	0	0	0
3113		Other Fixed Assets						
	401	Furniture	1171	0	0	0	0	0
		Total	1171	0	0	0	0	0
		Total of Activity	478073	344000	344000	447000	479100	502088
		Total of Program	478073	344000	344000	447000	479100	502088
		Total of Chapter	31984188	33050000	33050000	38951000	40934000	42366000

Overall Summary of Capital Expenditures For The Years 2009 - 2013

chapter : 1101 Ministry of Justice

(In JDs)

Group	Item	Description	Actual 2009	Estimated 2010	Re-Estimated 2010	Estimated 2011	Indicative 2012	Indicative 2013
		Expenditures						
22		Use of Goods and Services						
2211		Use of Goods and Services						
	510	Buildings and facilities repair and mainten	459946	210000	210000	320000	420000	550000
	512	Operating and maintenance Expenses	4414187	3139000	3139000	3975000	4590000	5685000
		Total	4874133	3349000	3349000	4295000	5010000	6235000
28		Other expenditures						
2822		Other Capital expenditures						
	504	Studies, Researches and Consultations	48984	10000	10000	10000	10000	10000
		Total	48984	10000	10000	10000	10000	10000
		Fixed Assets						
31		Non-financial Assets						
3111		Buildings and Constructions						
	508	Works and Constructions	12972141	9033000	9033000	7910000	3800000	4650000
		Total	12972141	9033000	9033000	7910000	3800000	4650000
3112		Machinery and Equipment						
	505	Equipments, Machines and Apparatus	2403254	704000	704000	470000	670000	640000
		Total	2403254	704000	704000	470000	670000	640000
3113		Other Fixed Assets						
	511	Equipping and furnishing	339313	0	0	130000	470000	470000
		Total	339313	0	0	130000	470000	470000
3141		Lands						
	507	Lands	450000	221000	221000	10000	50000	50000
		Total	450000	221000	221000	10000	50000	50000
		Total of Chapter	21087825	13317000	13317000	12825000	10010000	12055000

Capital Expenditures According to Program and Projects For the years 2009 - 2013

Chapter : 1101 Ministry of Justice

(In JDs)

Program 1801 Administration and Support Services								
Project		001 Administration Project						
Fund Source		102001 Capital (Treasury)						
Group	Item	Description	Actual 2009	Estimated 2010	Re-Estimated 2010	Estimated 2011	Indicative 2012	Indicative 2013
22		Use of Goods and Services						
2211		Use of Goods and Services						
	510	Buildings and facilities repair and mai						
	008	Miscellaneous buildings maintena	9978	10000	10000	20000	20000	50000
		Total of Item	9978	10000	10000	20000	20000	50000
	512	Operating and maintenance Expense						
	008	Training expenses	243525	150000	150000	50000	200000	450000
	011	Capacity building expenses	1799253	1591000	1591000	2000000	2050000	2100000
		Total of Item	2042778	1741000	1741000	2050000	2250000	2550000
31		Non-financial Assets						
3111		Buildings and Constructions						
	508	Works and Constructions						
	014	Miscellaneous Buildings Extensio	679912	4000	4000	0	0	0
		Total of Item	679912	4000	4000	0	0	0
3112		Machinery and Equipment						
	505	Equipments, Machines and Apparatu						
	001	Computers and accessories	1344298	94000	94000	300000	400000	400000
		Total of Item	1344298	94000	94000	300000	400000	400000
3113		Other Fixed Assets						
	511	Equipping and furnishing						
	999	n.e.c	49216	0	0	20000	50000	50000
		Total of Item	49216	0	0	20000	50000	50000
		Total of Project / Treasury	4126182	1849000	1849000	2390000	2720000	3050000
		Total of Program	4126182	1849000	1849000	2390000	2720000	3050000

Capital Expenditures According to Program and Projects For the years 2009 - 2013

Chapter : 1101 Ministry of Justice

(In JDs)

Program 1805 Order and Justice								
Project		001 Order and Justice Program Administration Project						
Fund Source		102001 Capital (Treasury)						
Group	item	Description	Actual 2009	Estimated 2010	Re-Estimated 2010	Estimated 2011	Indicative 2012	Indicative 2013
22		Use of Goods and Services						
2211		Use of Goods and Services						
	510	Buildings and facilities repair and mai						
	009	Miscellaneous buildings repair an	449968	200000	200000	300000	400000	500000
		Total of Item	449968	200000	200000	300000	400000	500000
	512	Operating and maintenance Expense						
	011	Capacity building expenses	29949	0	0	0	0	0
	014	Archiving and Documentation	762395	700000	700000	450000	500000	500000
	999	n.e.c	49938	50000	50000	150000	300000	300000
		Total of Item	842282	750000	750000	600000	800000	800000
28		Other expenditures						
2822		Other Capital expenditures						
	504	Studies, Researches and Consultation						
	999	n.e.c	48984	10000	10000	10000	10000	10000
		Total of Item	48984	10000	10000	10000	10000	10000
31		Non-financial Assets						
3112		Machinery and Equipment						
	505	Equipments, Machines and Apparatu						
	006	General Safety Apparatus and Eq	18197	10000	10000	10000	50000	20000
	999	n.e.c	40759	80000	80000	100000	200000	200000
		Total of Item	58956	90000	90000	110000	250000	220000
3113		Other Fixed Assets						
	511	Equipping and furnishing						
	999	n.e.c	290097	0	0	100000	400000	400000
		Total of Item	290097	0	0	100000	400000	400000
3141		Lands						
	507	Lands						
	001	Lands Expropriation and Purchas	450000	221000	221000	10000	50000	50000
		Total of Item	450000	221000	221000	10000	50000	50000
		Total of Project / Treasury	2140287	1271000	1271000	1130000	1910000	1980000
Project		002 Justice Palace air conditioning system						
Fund Source		102001 Capital (Treasury)						
Group	item	Description	Actual 2009	Estimated 2010	Re-Estimated 2010	Estimated 2011	Indicative 2012	Indicative 2013
31		Non-financial Assets						
3112		Machinery and Equipment						
	505	Equipments, Machines and Apparatu						
	999	n.e.c	1000000	500000	500000	50000	0	0
		Total of Item	1000000	500000	500000	50000	0	0
		Total of Project / Treasury	1000000	500000	500000	50000	0	0
Project		003 Establishment of Higher Judiciary building						
Fund Source		102001 Capital (Treasury)						
Group	item	Description	Actual 2009	Estimated 2010	Re-Estimated 2010	Estimated 2011	Indicative 2012	Indicative 2013
31		Non-financial Assets						
3111		Buildings and Constructions						
	508	Works and Constructions						
	013	Miscellaneous Buildings Constru	0	0	0	0	400000	4000000
		Total of Item	0	0	0	0	400000	4000000
		Total of Project / Treasury	0	0	0	0	400000	4000000

Capital Expenditures According to Program and Projects For the years 2009 - 2013

Chapter : 1101 Ministry of Justice

(In JDs)

Program 1805 Order and Justice								
Project		005 Establishment of Criminal Courts building						
Fund Source		102001 Capital (Treasury)						
Group	item	Description	Actual 2009	Estimated 2010	Re-Estimated 2010	Estimated 2011	Indicative 2012	Indicative 2013
31		Non-financial Assets						
3111		Buildings and Constructions						
	508	Works and Constructions						
	013	Miscellaneous Buildings Construc	2257387	1750000	1750000	50000	0	0
		Total of Item	2257387	1750000	1750000	50000	0	0
		Total of Project / Treasury	2257387	1750000	1750000	50000	0	0
Project		007 Establishing building for Judges club						
Fund Source		102001 Capital (Treasury)						
Group	item	Description	Actual 2009	Estimated 2010	Re-Estimated 2010	Estimated 2011	Indicative 2012	Indicative 2013
31		Non-financial Assets						
3111		Buildings and Constructions						
	508	Works and Constructions						
	013	Miscellaneous Buildings Construc	0	0	0	0	0	400000
		Total of Item	0	0	0	0	0	400000
		Total of Project / Treasury	0	0	0	0	0	400000
Project		008 Establishing the building of Justice Palace in Madaba						
Fund Source		102001 Capital (Treasury)						
Group	item	Description	Actual 2009	Estimated 2010	Re-Estimated 2010	Estimated 2011	Indicative 2012	Indicative 2013
31		Non-financial Assets						
3111		Buildings and Constructions						
	508	Works and Constructions						
	013	Miscellaneous Buildings Construc	1450000	1700000	1700000	1500000	500000	0
		Total of Item	1450000	1700000	1700000	1500000	500000	0
		Total of Project / Treasury	1450000	1700000	1700000	1500000	500000	0
Project		009 Establishing the building of Justice Palace in Zarqa						
Fund Source		102001 Capital (Treasury)						
Group	item	Description	Actual 2009	Estimated 2010	Re-Estimated 2010	Estimated 2011	Indicative 2012	Indicative 2013
31		Non-financial Assets						
3111		Buildings and Constructions						
	508	Works and Constructions						
	013	Miscellaneous Buildings Construc	3249296	2250000	2250000	2600000	800000	0
		Total of Item	3249296	2250000	2250000	2600000	800000	0
		Total of Project / Treasury	3249296	2250000	2250000	2600000	800000	0
Project		010 Establishing the building of Justice Palace in Rusaifa						
Fund Source		102001 Capital (Treasury)						
Group	item	Description	Actual 2009	Estimated 2010	Re-Estimated 2010	Estimated 2011	Indicative 2012	Indicative 2013
31		Non-financial Assets						
3111		Buildings and Constructions						
	508	Works and Constructions						
	013	Miscellaneous Buildings Construc	2046328	1079000	1079000	1260000	1300000	250000
		Total of Item	2046328	1079000	1079000	1260000	1300000	250000
		Total of Project / Treasury	2046328	1079000	1079000	1260000	1300000	250000

Capital Expenditures According to Program and Projects For the years 2009 - 2013

Chapter : 1101 Ministry of Justice

(In JDs)

Program 1805 Order and Justice								
Project		011 Establishing the building of Justice Palace in Ajloun						
Fund Source		102001 Capital (Treasury)						
Group	item	Description	Actual 2009	Estimated 2010	Re-Estimated 2010	Estimated 2011	Indicative 2012	Indicative 2013
31		Non-financial Assets						
3111		Buildings and Constructions						
	508	Works and Constructions						
	013	Miscellaneous Buildings Construc	1694179	1760000	1760000	2500000	800000	0
		Total of Item	1694179	1760000	1760000	2500000	800000	0
		Total of Project / Treasury	1694179	1760000	1760000	2500000	800000	0
Project		012 Establishing the building of General Prosecutor on the land of Justice Palace / Abdali						
Fund Source		102001 Capital (Treasury)						
Group	item	Description	Actual 2009	Estimated 2010	Re-Estimated 2010	Estimated 2011	Indicative 2012	Indicative 2013
31		Non-financial Assets						
3111		Buildings and Constructions						
	508	Works and Constructions						
	013	Miscellaneous Buildings Construc	745127	450000	450000	0	0	0
		Total of Item	745127	450000	450000	0	0	0
		Total of Project / Treasury	745127	450000	450000	0	0	0
Project		013 Establishing additional floor for Aqaba Court of First Instance						
Fund Source		102001 Capital (Treasury)						
Group	item	Description	Actual 2009	Estimated 2010	Re-Estimated 2010	Estimated 2011	Indicative 2012	Indicative 2013
31		Non-financial Assets						
3111		Buildings and Constructions						
	508	Works and Constructions						
	014	Miscellaneous Buildings Extensio	249974	0	0	0	0	0
		Total of Item	249974	0	0	0	0	0
		Total of Project / Treasury	249974	0	0	0	0	0
Project		014 Establishing additional floor for Mafraq Court of First Instance						
Fund Source		102001 Capital (Treasury)						
Group	item	Description	Actual 2009	Estimated 2010	Re-Estimated 2010	Estimated 2011	Indicative 2012	Indicative 2013
31		Non-financial Assets						
3111		Buildings and Constructions						
	508	Works and Constructions						
	014	Miscellaneous Buildings Extensio	299939	40000	40000	0	0	0
		Total of Item	299939	40000	40000	0	0	0
		Total of Project / Treasury	299939	40000	40000	0	0	0
Project		015 Establishing additional floor for Ma'an Court of First Instance						
Fund Source		102001 Capital (Treasury)						
Group	item	Description	Actual 2009	Estimated 2010	Re-Estimated 2010	Estimated 2011	Indicative 2012	Indicative 2013
31		Non-financial Assets						
3111		Buildings and Constructions						
	508	Works and Constructions						
	014	Miscellaneous Buildings Extensio	299999	0	0	0	0	0
		Total of Item	299999	0	0	0	0	0
		Total of Project / Treasury	299999	0	0	0	0	0

Capital Expenditures According to Program and Projects For the years 2009 - 2013

Chapter : 1101 Ministry of Justice

(In JDs)

Program 1805 Order and Justice								
Project		017 Activating and developing the technical office and providing it with competences						
Fund Source		102001 Capital (Treasury)						
Group	item	Description	Actual 2009	Estimated 2010	Re-Estimated 2010	Estimated 2011	Indicative 2012	Indicative 2013
22		Use of Goods and Services						
2211		Use of Goods and Services						
	512	Operating and maintenance Expense						
	999	n.e.c	0	0	0	85000	85000	85000
Total of Item			0	0	0	85000	85000	85000
Total of Project / Treasury			0	0	0	85000	85000	85000
Project		018 Applying the intermediation method in settling civil conflicts						
Fund Source		102001 Capital (Treasury)						
Group	item	Description	Actual 2009	Estimated 2010	Re-Estimated 2010	Estimated 2011	Indicative 2012	Indicative 2013
22		Use of Goods and Services						
2211		Use of Goods and Services						
	512	Operating and maintenance Expense						
	999	n.e.c	0	0	0	75000	75000	30000
Total of Item			0	0	0	75000	75000	30000
Total of Project / Treasury			0	0	0	75000	75000	30000
Project		019 Reviewing and developing legislations and implementing them						
Fund Source		102001 Capital (Treasury)						
Group	item	Description	Actual 2009	Estimated 2010	Re-Estimated 2010	Estimated 2011	Indicative 2012	Indicative 2013
22		Use of Goods and Services						
2211		Use of Goods and Services						
	512	Operating and maintenance Expense						
	999	n.e.c	0	0	0	20000	20000	20000
Total of Item			0	0	0	20000	20000	20000
Total of Project / Treasury			0	0	0	20000	20000	20000
Project		023 Create state cases management						
Fund Source		102001 Capital (Treasury)						
Group	item	Description	Actual 2009	Estimated 2010	Re-Estimated 2010	Estimated 2011	Indicative 2012	Indicative 2013
22		Use of Goods and Services						
2211		Use of Goods and Services						
	512	Operating and maintenance Expense						
	999	n.e.c	0	0	0	95000	210000	150000
Total of Item			0	0	0	95000	210000	150000
Total of Project / Treasury			0	0	0	95000	210000	150000
Total of Program			15432516	10800000	10800000	9365000	6100000	6915000

Capital Expenditures According to Program and Projects For the years 2009 - 2013

Chapter : 1101 Ministry of Justice

(In JDs)

Program 1810 Jordanian Judicial Institute								
Project		001 Jordanian Judicial Institute Program Administration Project						
Fund Source		102001 Capital (Treasury)						
Group	item	Description	Actual 2009	Estimated 2010	Re-Estimated 2010	Estimated 2011	Indicative 2012	Indicative 2013
22		Use of Goods and Services						
2211		Use of Goods and Services						
	512	Operating and maintenance Expense						
	008	Training expenses	29153	0	0	50000	50000	50000
	011	Capacity building expenses	1499974	0	0	0	0	0
		Total of Item	1529127	0	0	50000	50000	50000
31		Non-financial Assets						
3112		Machinery and Equipment						
	505	Equipments, Machines and Apparatu						
	001	Computers and accessories	0	10000	10000	0	0	0
	999	n.e.c	0	10000	10000	10000	20000	20000
		Total of Item	0	20000	20000	10000	20000	20000
3113		Other Fixed Assets						
	511	Equipping and furnishing						
	999	n.e.c	0	0	0	10000	20000	20000
		Total of Item	0	0	0	10000	20000	20000
		Total of Project / Treasury	1529127	20000	20000	70000	90000	90000
Project		003 Judges of the Future						
Fund Source		102001 Capital (Treasury)						
Group	item	Description	Actual 2009	Estimated 2010	Re-Estimated 2010	Estimated 2011	Indicative 2012	Indicative 2013
22		Use of Goods and Services						
2211		Use of Goods and Services						
	512	Operating and maintenance Expense						
	011	Capacity building expenses	0	648000	648000	1000000	1100000	2000000
		Total of Item	0	648000	648000	1000000	1100000	2000000
		Total of Project / Treasury	0	648000	648000	1000000	1100000	2000000
		Total of Program	1529127	668000	668000	1070000	1190000	2090000
		Total of Chapter	21087825	13317000	13317000	12825000	10010000	12055000