

Chapter : 0304 The Cabinet and Prime Minister's office/Jordan News Agency

- Creation:** The Higness Royal Decree to establish the Jordanian news agency as independent department of the Ministry of Media departments on 16/7/1969 and work as per regulation no.(94) for the year 2004 regulation (Jordanian News Agency) on 16/3/2009 the law no. (11) for the year 2009 (Jordanian News Agency Law for the Year 2009) according which the Jordanian News Agency become an institution called (Jordanian News Agency) symbolized with the word "Petra" enjoying a legal personality with financial and administrative independence.
- Vision :** Improving the Agency to reach the level of the distinguished news agencies in the world.
- Mission:** Providing up-to-date news services which are quick, comprehensive, accurate, fair, clear and attractive.

Tasks of the Ministry / Department:

- Provide news services and press treatments and materials.
- Exchange vocational services and facilities with Arab and Global news agencies.
- Prepare specialized studies, researches and bulletins and opinion surveys.
- Enhance press and media professionalism in the kingdom.
- Cover and follow up the different events, issues and activities on the national, arab and international level especially those related to the Kingdom.

Ministry/Department Contribution to the Achievement of the National Objectives:

- Enhance the democratic approach and reform aspects especially the political reform.
- Achieving justice among citizens.
- Enhance the national unity and moral spirit of the citizens.

Major Issues and Challenges which face the Ministry / Department:

- Brain drain.
- Loss and damage of electronically stored data and information.
- Regular interruption of news and communication system for long periods.
- Penetrating and disabling systems by hackers.
- Establishing other local news agencies.

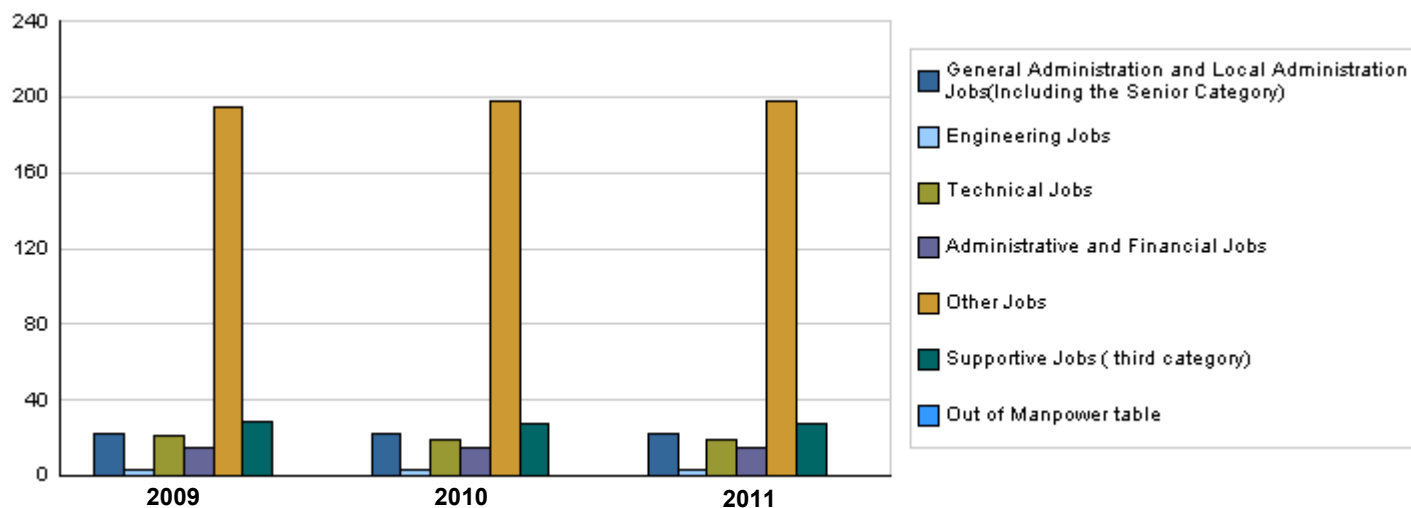
CHAPTER : 0304 The Cabinet and Prime Minister's office/Jordan News Agency

Strategic Objectives and Performance Indicators of the Ministry / Department

Strategic Objective	Performance Indicator	base year	Value	Actual Value	Target Value	Primary Self Evaluation	Target Value		
				2009	2010		2010	2011	2012
1 - Developing the news-related work and improving the journalistic product.	1 Number of the daily news issued by the Agency.	2009	100	100	85	105	110	115	120
	2 Percentage of news published in the newspapers taken from the Agency.	2009	%15	%15	%25	%17	%19	%21	%23

Number of Staff of the Ministry / Department

Group	Job	Actual 2009			Primary 2010			Estimated 2011		
		Male	Female	Total	Male	Female	Total	Male	Female	Total
General Administration and Local Administration	Leadership jobs	19	3	22	19	3	22	19	3	22
Engineering Jobs	Engineers	3	0	3	3	0	3	3	0	3
Technical Jobs	Programmers	6	0	6	6	0	6	6	0	6
	Other technical jobs	14	1	15	12	1	13	12	1	13
Administrative and Financial Jobs	Administrative and financial jobs	8	7	15	8	7	15	8	7	15
Other Jobs	Managers and heads of departments	16	9	25	16	9	25	16	9	25
	Other jobs	34	0	34	35	0	35	35	0	35
	Translator	1	3	4	1	3	4	1	3	4
	Editor/correspondent/Photographer	92	22	114	94	22	116	94	22	116
	Editorial Secretary	15	3	18	15	3	18	15	3	18
Supportive Jobs (third category)	Supportive jobs	27	2	29	25	2	27	25	2	27
Total		235	50	285	234	50	284	234	50	284
Out of Manpower table	Out of manpower table	0	0	0	0	0	0	0	0	0
Grand Total		235	50	285	234	50	284	234	50	284
Total Cost of Salaries		1402125	298324	1700449	1452612	310388	1763000	2034044	434456	2468500



Key Information of the Ministry / Department

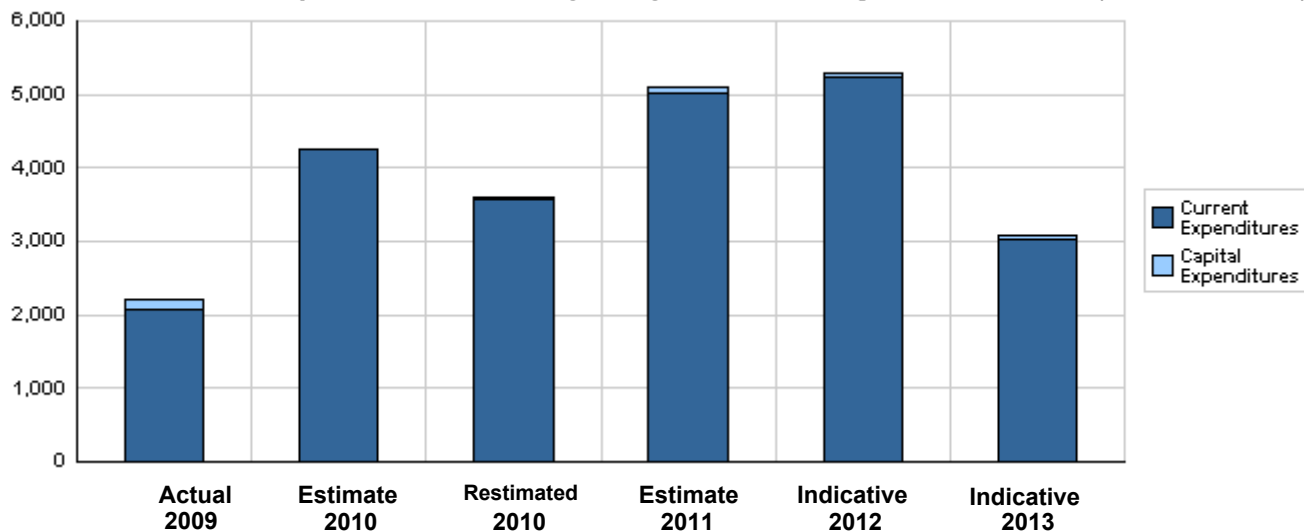
No.	Description
1	The Agency provides the daily bulletin service in Arabic Language (100 news per day).
2	The Agency provides the daily bulletin service in English Language (20 news per day).
3	The Agency provides the news archive service containing more than one million news.
4	The Agency provides the digital photographic images archive service containing 110 thousand images.
5	The Agency has correspondents in the most important Arabian and foreign cities and capitals as well as offices in most of the Kingdom's governorates.

**Overall Summary of Expenditures for Chapter 0304- The Cabinet and Prime Minister's office/Jordan News Agency
for the years 2009 - 2013**

(In JDs)

Description		Actual 2009	Estimate 2010	Re_Estimate 2010	Estimate 2011	Indicative 2012 2013		
Group	Current Expenditures							
2111	Salaries, Wages and allowances	1,635,449	1,691,500	1,691,500	2,360,000	2,450,000	2,545,000	
2121	Social Security Contributions	65,000	71,500	71,500	108,500	113,500	118,500	
2211	Use of Goods and Services	234,852	229,500	183,000	175,500	215,000	230,500	
2821	Other current expenses	141,482	123,500	123,500	122,500	132,000	136,500	
3113	Other Fixed Assets	1,986	6,000	5,500	0	0	0	
Total current expenditures		2,078,769	2,122,000	2,075,000	2,766,500	2,910,500	3,030,500	
		Capital Expenditures						
2211	Use of Goods and Services	0	0	0	39,000	5,000	5,000	
3112	Machinery and Equipment	138,024	20,000	20,000	33,000	35,000	35,000	
3113	Other Fixed Assets	0	0	0	0	0	0	
Total capital expenditures		138,024	20,000	20,000	72,000	40,000	40,000	
Treasury		138,024	20,000	20,000	72,000	40,000	40,000	
Total current and capital expenditures		2,216,793	2,142,000	2,095,000	2,838,500	2,950,500	3,070,500	

Graph of the current and capital expenditures for the years 2009 - 2013 (Thousands of JDs)



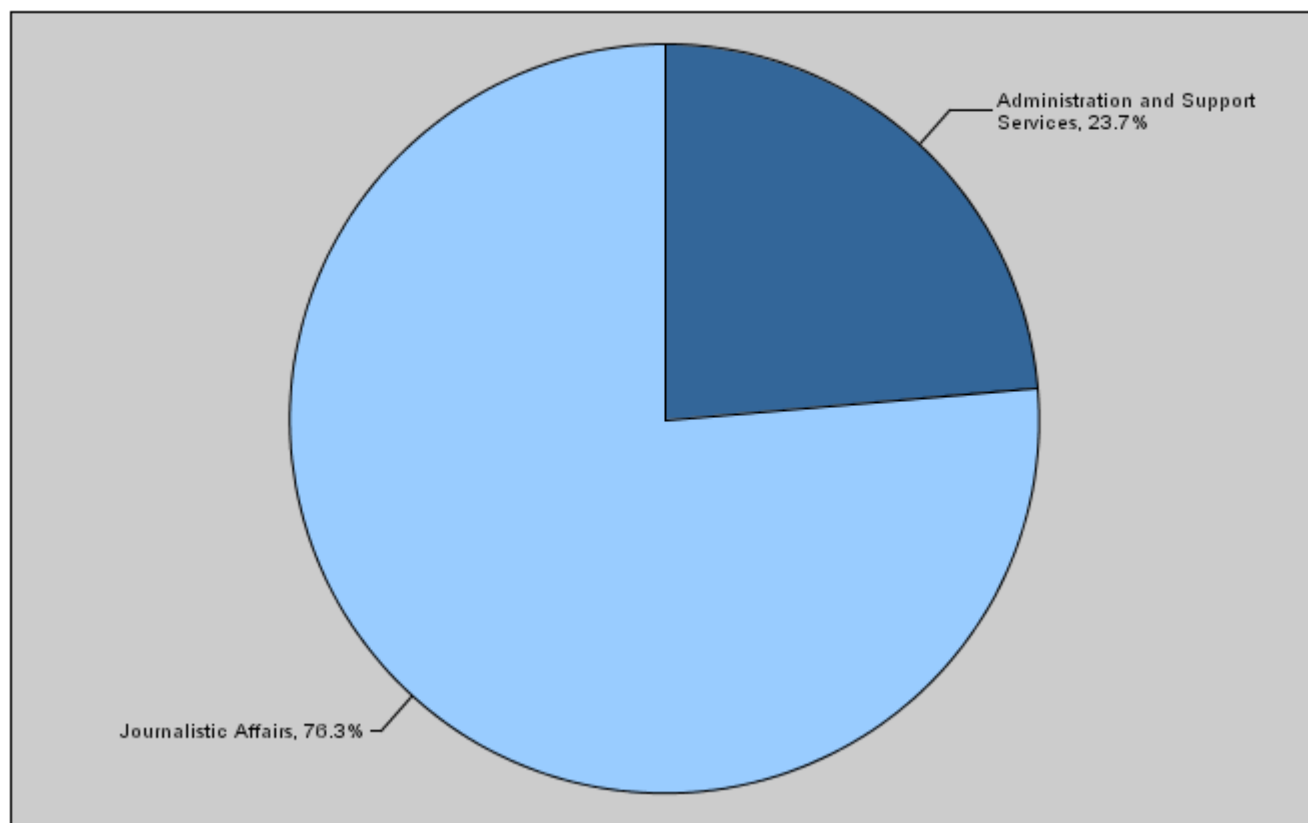
Budget of Chapter 0304 - The Cabinet and Prime Minister's office/Jordan News Agency

For the Year 2011 Distributed According to Program

(In JD's)

Prog.	Description	Current Expenditure	Capital Expenditure	Total Expenditures
0601	Administration and Support Services	671,500	0	671,500
0605	Journalistic Affairs	2,095,000	72,000	2,167,000
	Total	2,766,500	72,000	2,838,500

Total Expenditures for the year 2011 Distributed According to Program



Estimated Allocations For Females distributed according to Programs for the Years 2009 - 2013

Program	2009	2010	2011	2012	2013
0601 Administration and Support Services	78,923	82,012	130,225	137,228	140,679
0605 Journalistic Affairs	260,294	257,334	317,471	334,334	350,196
Total	339,217	339,346	447,696	471,562	490,875

Budget Chapter 0304 - The Cabinet and Prime Minister's office/Jordan News Agency Distributed According to the Program

0601	Administration and Support Services Program
Objective of the program :	
To preserve the continuity of department's work through the optimal usage of department's staff competences, and this program faces several challenges such as:-	
1- Non-existence of developed computer software.	
2- Lack of human competences.	
3- Limitedness of financial resources.	
The strategic objective related to the program :	
To develop the news work and improve the press product.	
Directorates associated with the program :	
1- Financial Affairs Directorate.	
2- Administrative Affairs Directorate.	
2- Technical Affairs Directorate.	
Services provided by the program :	
1- Financial affairs services.	
2- Administrative affairs services.	
3- Technical affairs services.	
Staff working in the program :	
The program is implemented through a functional staff in 2010 estimated with (128) staff, including (102) males and (26) females .	

Performance Measurement Indicators for program

	Performance Measurement Indicator	Base Year	Value	Actual value	Target Value	First Self Evaluation	Target		
				2009	2010	2010	2011	2012	2013
1	Percentage of qualified employees.	2007	%75	%80	%80	%80	%85	%90	%90
2	Percentage of the Agency's clients satisfaction.	2007	%80	%85	%85	%85	%90	%90	%95

Appropriations OF Administration and Support Services Program as Per Activities and Projects. (In JDs)

Activities and Projects	Actual	Estimate	Re_Estimate	Estimate	Indicative	
	2009	2010	2010	2011	2012	2013
Current Expenditures	388,547	404,000	404,000	671,500	706,000	723,000
601 Administrative and Support Service	388,547	404,000	404,000	671,500	706,000	723,000
Capital Expenditures	0	0	0	0	0	0
Program / Treasury	0	0	0	0	0	0
Total Program	388,547	404,000	404,000	671,500	706,000	723,000

Budget Chapter 0304 - The Cabinet and Prime Minister's office/Jordan News Agency Distributed According to the Program

0605	Journalistic Affairs Program
-------------	-------------------------------------

Objective of the program :

To improve the press product and provide news, bulletines, researches, opinion polls.

The strategic objective related to the program :

To develop the news work and improve the press product.

Directorates associated with the program :

- 1- News directorate.
- 2- Editing directorate.
- 3- Reportages directorate.
- 4- Economic affairs directorate.
- 5- Studies and Information directorate.
- 6- Development and Training directorate.

Services provided by the program :

- 1- Editing and news services in english and arabic.
- 2- Economic affairs news services.
- 3- Press reports services.

Staff working in the program :

The program is implemented through a functional staff in 2010 estimated with (156) staff, including (132) males and (24) females .

Performance Measurement Indicators for program

	Performance Measurement Indicator	Base Year	Value	Actual value	Target Value	First Self Evaluation	Target		
				2009	2010	2010	2011	2012	2013
1	Number of monthly website visitors.	2009	105000	105000	110000	110000	115000	120000	125000
2	Number of monthly urgent news.	2009	25	25	25	25	27	30	33
3	Number of monthly press conferences.	2009	3	3	10	8	10	12	13

Appropriations OF Journalistic Affairs Program as Per Activities and Projects.

(In JDs)

Activities and Projects	Actual	Estimate	Re_Estimate	Estimate	Indicative	
	2009	2010	2010	2011	2012	2013
Current Expenditures	1,690,222	1,718,000	1,671,000	2,095,000	2,204,500	2,307,500
601 News Services	1,690,222	1,718,000	1,671,000	2,095,000	2,204,500	2,307,500
Capital Expenditures	138,024	20,000	20,000	72,000	40,000	40,000
001 Journalistic Affairs Program Admini	138,024	20,000	20,000	72,000	40,000	40,000
Program / Treasury	138,024	20,000	20,000	72,000	40,000	40,000
Total Program	1,828,246	1,738,000	1,691,000	2,167,000	2,244,500	2,347,500

Chapter :0304 The Cabinet and Prime Minister's office/Jordan News Agency

Vision Improving the Agency to reach the level of the distinguished news agencies in the world.

Mission Providing up-to-date news services which are quick, comprehensive, accurate, fair, clear and attractive.

Legal Framework : Jordan News Agency Regulation No. (94) for the year 2004

Strategic Plan :

Preparation Year :2010

Period Covered By The Plan :2010-2013

Strategic Objectives / Performance Indicators

Strategic Objectives Description	Performance Measurement Indicators	Base Value		Actual Value	Target Value	Initial Internal Evaluatio	Target		
		Base Year	Value				2009	2010	2011
1 - Developing the news-related work and improving the journalistic product.	1 Number of the daily news issued by the Agency.	2009	100	100	85	105	110	115	120
	2 Percentage of news published in the newspapers taken from the Agency.	2009	%15	%15	%25	%17	%19	%21	%23

Programs / Performance Indicators

Goal	Programs	Description of Performance Indicators	Base Value		Actual Value	Target Value	Initial Internal	Target		
			Base Year	Value				2009	2010	2011
1	0601 Administration and Support Services	1 Percentage of qualified employees.	2007	%75	%80	%80	%80	%85	%90	%90
		2 Percentage of the Agency's clients satisfaction.	2007	%80	%85	%85	%85	%90	%90	%95
	0605 Journalistic Affairs	1 Number of monthly website visitors.	2009	105000	105000	110000	110000	115000	120000	125000
		2 Number of monthly urgent news.	2009	25	25	25	25	27	30	33
		3 Number of monthly press conferences.	2009	3	3	10	8	10	12	13

Programs Appropriations

Goal	Programs		Actual	Estimated	Restemated	Estimated	Indecative	Indecative
			2009	2010	2010	2011	2012	2013
1	0601 Administration and Support Services	Current	388547	404000	404000	671500	706000	723000
		Capital	0	0	0	0	0	0
		Total	388547	404000	404000	671500	706000	723000
	0605 Journalistic Affairs	Current	1690222	1718000	1671000	2095000	2204500	2307500
		Capital	138024	20000	20000	72000	40000	40000
		Total	1828246	1738000	1691000	2167000	2244500	2347500
		Total of Current	2078769	2122000	2075000	2766500	2910500	3030500
		Total of Capital	138024	20000	20000	72000	40000	40000
		Total of Chapter	2216793	2142000	2095000	2838500	2950500	3070500

Current Activities Appropriations

Prog.	Projects	Actual	Estimated	Restemated	Estimated	Indecative	Indecative
		2009	2010	2010	2011	2012	2013
0601	601 Administrative and Support Services	388547	404000	404000	671500	706000	723000
	Total of Program	388547	404000	404000	671500	706000	723000
0605	601 News Services	1690222	1718000	1671000	2095000	2204500	2307500
	Total of Program	1690222	1718000	1671000	2095000	2204500	2307500
	Total	2078769	2122000	2075000	2766500	2910500	3030500

Capital Projects Appropriations

Prog.	Projects	Actual	Estimated	Restemated	Estimated	Indecative	Indecative
		2009	2010	2010	2011	2012	2013
0605	001 Journalistic Affairs Program Administration Project	138024	20000	20000	72000	40000	40000
	Total of Program	138024	20000	20000	72000	40000	40000
	Total	138024	20000	20000	72000	40000	40000

Overall Summary of Current Expenditures for the years 2009 - 2013

Chapter: 0304 The Cabinet and Prime Minister's office/Jordan News Agency

(In JDs)

Group	Item	Description	Actual 2009	Estimated 2010	Restimated 2010	Estimated 2011	Indicative 2012	Indicative 2013
21		Compensations of Employees						
2111		Salaries, Wages and allowances						
	101	Classified Employees' Salaries	215669	263000	263000	541000	558000	575000
	102	Permanent Unclassified Employees' Salari	188857	203000	203000	361000	380000	395500
	103	Contract Employees' Salaries	32583	33500	33500	34000	35500	37500
	105	Personal Cost of Living Allowance	423275	436500	436500	498000	517000	533000
	106	Family Allowance	43977	46000	46000	54000	62000	64000
	107	Basic Allowance	124199	311000	311000	578000	593000	629500
	111	Additional Allowance	325634	153000	153000	20000	21500	21500
	113	Transportation Allowance	83475	87500	87500	91500	97500	102000
	114	Transport Allowance	23980	23000	23000	23500	26500	28000
	116	Employees' bonuses	173800	135000	135000	159000	159000	159000
Total			1635449	1691500	1691500	2360000	2450000	2545000
2121		Social Security Contributions						
	301	Social Security	65000	71500	71500	108500	113500	118500
Total			65000	71500	71500	108500	113500	118500
22		Use of Goods and Services						
2211		Use of Goods and Services						
	201	Rents	12464	13500	12500	12500	13000	13000
	202	Telecommunications Services	49626	42000	36000	36000	40000	42000
	203	Water	2704	3000	2000	2500	3000	4000
	204	Electricity	57206	53000	46000	45000	50000	52000
	205	Fuels	8003	11000	8000	10000	15000	16000
	206	Maintenance of Machines, furniture and ac	8701	9000	7500	8000	9000	10000
	207	Maintenance of Vehicles, Heavy Duty Mach	5158	7000	6000	6000	9000	10000
	208	Repair and maintenance of buildings and a	18208	18000	15000	5000	10000	11000
	209	Office Supplies	9880	10000	8000	8000	11000	13000
	210	Raw materials (Medicines, Clothes, Food,	8262	10000	8000	8000	11000	12000
	211	Cleaning Services and supplies (including	14913	15000	12000	12000	16000	17000
	212	Insurance	3955	5000	4000	4000	5000	6000
	213	Official Travel Missions	4561	2000	1000	1000	3000	3000
	214	Other goods and services expenses	31211	31000	17000	17500	20000	21500
Total			234852	229500	183000	175500	215000	230500
28		Other expenditures						
2821		Other current expenses						
	302	Contributions	0	2500	2500	2500	3000	3500
	303	Scientific Scholarships and Training Cours	6658	6000	6000	5000	6000	7000
	305	Non-Employees' Bonuses	134824	115000	115000	115000	123000	126000
Total			141482	123500	123500	122500	132000	136500
31		Non-financial Assets						
3113		Other Fixed Assets						
	401	Furniture	1986	6000	5500	0	0	0
Total			1986	6000	5500	0	0	0
Total of Chapter			2078769	2122000	2075000	2766500	2910500	3030500

Current Expenditures According to Program and Activities For The Years 2009 - 2013

Chapter : 0304 - The Cabinet and Prime Minister's office/Jordan News Agency

(In JDs)

Program : 0601 - Administration and Support Services								
Activity : 601 - Administrative and Support Services								
Group	Item	Description	Actual 2009	Estimated 2010	Re-estimated 2010	Estimated 2011	Indicative 2012	Indicative 2013
21		Compensations of Employees						
2111		Salaries, Wages and allowances						
	101	Classified Employees' Salaries	33106	32500	32500	41000	43000	45000
	102	Permanent Unclassified Employees' Salaries	74420	80000	80000	115000	122000	124500
	105	Personal Cost of Living Allowance	138222	153000	153000	236000	248000	257000
	106	Family Allowance	13347	14000	14000	16000	20000	20000
	107	Basic Allowance	29210	30000	30000	43000	47000	48000
	111	Additional Allowance	18409	19000	19000	20000	21500	21500
	113	Transportation Allowance	17785	18500	18500	27000	28500	30000
	114	Transport Allowance	10580	10000	10000	14500	17000	18000
	116	Employees' bonuses	51050	47000	47000	159000	159000	159000
		Total	386129	404000	404000	671500	706000	723000
22		Use of Goods and Services						
2211		Use of Goods and Services						
	202	Telecommunications Services	2000	0	0	0	0	0
	213	Official Travel Missions	418	0	0	0	0	0
		Total	2418	0	0	0	0	0
		Total of Activity	388547	404000	404000	671500	706000	723000
		Total of Program	388547	404000	404000	671500	706000	723000

Current Expenditures According to Program and Activities For The Years 2009 - 2013

Chapter : 0304 - The Cabinet and Prime Minister's office/Jordan News Agency

(In JDs)

Program : 0605 - Journalistic Affairs								
Activity : 601 - News Services								
Group	Item	Description	Actual 2009	Estimated 2010	Re-estimated 2010	Estimated 2011	Indicative 2012	Indicative 2013
21		Compensations of Employees						
2111		Salaries, Wages and allowances						
	101	Classified Employees' Salaries	182563	230500	230500	500000	515000	530000
	102	Permanent Unclassified Employees' Salaries	114437	123000	123000	246000	258000	271000
	103	Contract Employees' Salaries	32583	33500	33500	34000	35500	37500
	105	Personal Cost of Living Allowance	285053	283500	283500	262000	269000	276000
	106	Family Allowance	30630	32000	32000	38000	42000	44000
	107	Basic Allowance	94989	281000	281000	535000	546000	581500
	111	Additional Allowance	307225	134000	134000	0	0	0
	113	Transportation Allowance	65690	69000	69000	64500	69000	72000
	114	Transport Allowance	13400	13000	13000	9000	9500	10000
	116	Employees' bonuses	122750	88000	88000	0	0	0
		Total	1249320	1287500	1287500	1688500	1744000	1822000
2121		Social Security Contributions						
	301	Social Security	65000	71500	71500	108500	113500	118500
		Total	65000	71500	71500	108500	113500	118500
22		Use of Goods and Services						
2211		Use of Goods and Services						
	201	Rents	12464	13500	12500	12500	13000	13000
	202	Telecommunications Services	47626	42000	36000	36000	40000	42000
	203	Water	2704	3000	2000	2500	3000	4000
	204	Electricity	57206	53000	46000	45000	50000	52000
	205	Fuels	8003	11000	8000	10000	15000	16000
	206	Maintenance of Machines, furniture and accessories	8701	9000	7500	8000	9000	10000
	207	Maintenance of Vehicles, Heavy Duty Machinery	5158	7000	6000	6000	9000	10000
	208	Repair and maintenance of buildings and accessories	18208	18000	15000	5000	10000	11000
	209	Office Supplies	9880	10000	8000	8000	11000	13000
	210	Raw materials (Medicines, Clothes, Food, Fuel)	8262	10000	8000	8000	11000	12000
	211	Cleaning Services and supplies (including cleaning materials)	14913	15000	12000	12000	16000	17000
	212	Insurance	3955	5000	4000	4000	5000	6000
	213	Official Travel Missions	4143	2000	1000	1000	3000	3000
	214	Other goods and services expenses	31211	31000	17000	17500	20000	21500
	999	n.e.c	31211	31000	17000	17500	20000	21500
		Total	232434	229500	183000	175500	215000	230500
28		Other expenditures						
2821		Other current expenses						
	302	Contributions	0	2500	2500	2500	3000	3500
	303	Scientific Scholarships and Training Courses	6658	6000	6000	5000	6000	7000
	305	Non-Employees' Bonuses	134824	115000	115000	115000	123000	126000
		Total	141482	123500	123500	122500	132000	136500
31		Non-financial Assets						
3113		Other Fixed Assets						
	401	Furniture	1986	6000	5500	0	0	0
		Total	1986	6000	5500	0	0	0
		Total of Activity	1690222	1718000	1671000	2095000	2204500	2307500
		Total of Program	1690222	1718000	1671000	2095000	2204500	2307500
		Total of Chapter	2078769	2122000	2075000	2766500	2910500	3030500

Overall Summary of Capital Expenditures For The Years 2009 - 2013

chapter : **0304 The Cabinet and Prime Minister's office/Jordan News Agency** (In JDs)

Group	Item	Description	Actual 2009	Estimated 2010	Re-Estimated 2010	Estimated 2011	Indicative 2012	Indicative 2013
		Expenditures						
22		Use of Goods and Services						
2211		Use of Goods and Services						
	510	Buildings and facilities repair and mainten	0	0	0	2000	0	0
	512	Operating and maintenance Expenses	0	0	0	37000	5000	5000
		Total	0	0	0	39000	5000	5000
		Fixed Assets						
31		Non-financial Assets						
3112		Machinery and Equipment						
	505	Equipments, Machines and Apparatus	138024	20000	20000	33000	35000	35000
		Total	138024	20000	20000	33000	35000	35000
		Total of Chapter	138024	20000	20000	72000	40000	40000

Capital Expenditures According to Program and Projects For the years 2009 - 2013

Chapter : 0304 The Cabinet and Prime Minister's office/Jordan News Agency

(In JDs)

Program 0605 Journalistic Affairs								
Project		001 Journalistic Affairs Program Administration Project						
Fund Source		102001 Capital (Treasury)						
Group	item	Description	Actual 2009	Estimated 2010	Re-Estimated 2010	Estimated 2011	Indicative 2012	Indicative 2013
22		Use of Goods and Services						
2211		Use of Goods and Services						
	510	Buildings and facilities repair and mai						
	008	Miscellaneous buildings maintena	0	0	0	2000	0	0
		Total of Item	0	0	0	2000	0	0
	512	Operating and maintenance Expense						
	999	n.e.c	0	0	0	37000	5000	5000
		Total of Item	0	0	0	37000	5000	5000
31		Non-financial Assets						
3112		Machinery and Equipment						
	505	Equipments, Machines and Apparatu						
	001	Computers and accessories	89231	13000	13000	31000	0	0
	003	Office apparatus and equipment	18803	5000	5000	0	0	0
	036	Cameras	29990	2000	2000	2000	0	0
	999	n.e.c	0	0	0	0	35000	35000
		Total of Item	138024	20000	20000	33000	35000	35000
		Total of Project / Treasury	138024	20000	20000	72000	40000	40000
		Total of Program	138024	20000	20000	72000	40000	40000
		Total of Chapter	138024	20000	20000	72000	40000	40000