



THE HASHEMITE KINGDOM OF JORDAN

# General Budget Department

## The Sixth Annual Report

# 2010





**His Majesty King Abdullah II Ben Al-Hussein**



**His Royal Highness Prince Hussein Ben Abdullah II  
The Crown Prince**

## **Our Vision**

A transparent public budget that enhances the pillars of sustainable development and presides over good international practices

## **Our Mission**

The best allocation of available financial resources, in accordance with advanced methodologies that enable the ministries, departments and government units to realize national objectives and priorities, exceeding the expectations of service recipients

## **Our Values**

The Department draws upon a number of core values in formulating its future vision and strategic mission, and linking them with the Department's contribution towards achieving the national objectives. These core values are:

Learning  
Transparency  
Cooperation  
Impartiality  
Responsibility

## **CONTENTS**

<b>Title</b>	<b>Page</b>
<b>Foreword</b>	<b>6</b>
<b>GBD Strategy 2010 – 2013</b>	<b>7-8</b>
<b>GBD Tasks and Organizational Structure</b>	<b>9-16</b>
<b>General Budget Modernization and Budget Calendar</b>	<b>17-19</b>
<b>Summary of Economic &amp; Fiscal Performance for 2010</b>	<b>20-26</b>
<b>Main Pillars of 2010 Budget</b>	<b>27-29</b>
<b>General Budget Cycle in 2010</b>	<b>30-40</b>
<b>Classification of the General Budget in 2010</b>	<b>41-42</b>
<b>Achievements of the General Budget Department in 2010</b>	<b>43-48</b>
<b>Future Outlook</b>	<b>49-50</b>
<b>Key Concepts</b>	<b>51</b>
<b>Statistical Appendix</b>	<b>52-68</b>

## Foreword

It is my pleasure to present the Sixth Annual Report of the General Budget Department (GBD), outlining main outcomes of its activities for the year 2010, which witnessed many accomplishments and developments in implementing best international practices in the field of general budget administration. Furthermore, this Report shows the Department's future plans and perspectives to achieve the main objective represented in the realization of optimum allocation and utilization of available financial resources.



In this regard, advances in Results-Oriented Budgeting (ROB) came on the top of GBD's achievements and developments for this year. The Department continued implementation of advanced stages of this concept, thus enabling Jordan to pioneer in this field regionally. Furthermore, GBD practiced many other budget reform concepts, most notably developing the General Budget Law in terms of structure and content, so that it would include detailed data on ministries' programs, statistical tables on gender, in addition to illustrative charts which added an analytical dimension to the activities of varied ministries and government departments.

Such achievements in the field of improving the general budget management in the Kingdom are considered a qualitative jump in preparing, executing and monitoring the budget. Hence, continued efforts are needed to build institutional capacities inside GBD, as well as in all ministries and government departments.

On this occasion, I would like to extend my sincere thanks and appreciation to all colleagues working at GBD for their persistence and devotion to their jobs, and for their tireless and outstanding efforts, without which we would not have been able to achieve these accomplishments. I also pray to Allah Almighty to help us all to continue upholding our responsibilities to move forward in the service of our beloved Jordan, under the guidance of His Majesty King Abdullah II, may Allah bless him and keep his support to our beloved country.

**Dr. Ismail Zaghoul**

**Director General of the GBD**

## GBD Strategy 2010-2013

During this year, GBD launched its strategic plan for the years 2010-2013 which included priorities and components for the next stage aiming at realizing the Department's vision of **“a transparent public budget that enhances the pillars of sustainable development and presides over good international practices”** and the Department's mission of achieving **“the best allocation of available financial resources, in accordance with advanced methodologies that enable the ministries, departments and government units to realize national objectives and priorities, exceeding the expectations of service recipients”**.

Upon preparing the department's strategic plan for the years 2010 – 2013, the Royal initiatives (The National Agenda and We Are All Jordan); the national objectives; and governmental plans and programs, all have been taken into consideration. This plan is an extension to the Department's strategic plan for 2008 – 2011.

In its strategic plan, GBD seeks active participation in achieving the following national objectives:

- 1) Contribute in developing Jordan's economy to be prosperous and open to regional and international markets.
- 2) Contribute in restructuring the public sector so as it becomes more productive and efficient.
- 3) Contribute in enhancing government management to be financially stable, transparent, and accountable.

In order to contribute in achieving the abovementioned national objectives, the plan included a number of strategic goals which the Department endeavors to accomplish:

- 1) Contribute in building a safe and stable fiscal situation in the Kingdom.
- 2) Comply with the modern best international practices in the field of budget management.
- 3) Enhance institutional capacities at the Department.

Also, the strategy included a number of sub-goals, namely:

- 1) Control public expenditures and direct them in accordance with the national priorities.
- 2) Gradual reduction in subsidy given to government units.
- 3) Maintain a safe level of budget deficit as a percentage of GDP.
- 4) Commit to the public debt ceiling as a percentage of GDP.
- 5) Deepen the application of Results-Oriented Budgeting (ROB) concept.
- 6) Consolidate and develop the methodology of preparing the general budget as well as government units' budget within the medium-term framework.
- 7) Expand implementing the components of Chart of Accounts for the general budget and the government units' budget.
- 8) Contribute in building the Government Financial Management Information System (GFMIS).
- 9) Place more attention to the analytical part of public expenditures in the Kingdom.
- 10) Measure accomplishment in capital projects for ministries, departments, and government units at the level of governorates in the Kingdom, in order to enforce the decentralization methodology.
- 11) Build capabilities of human resources.
- 12) Improve the GBD internal work environment.
- 13) Transfer knowledge to ministries, government departments and units in order to apply modern concepts in budgeting.

The GBD draws upon a number of core values in drawing its future vision and strategic mission and linking them with its contribution towards achieving the national objectives. Those core values are: **Learning, Transparency, Cooperation, Impartiality, and Responsibility.**

It is noteworthy to mention that all of the Department's sectors, directorates and its higher management contributed in preparing and developing GBD's Strategic Plan.



## GBD Tasks and Organizational Structure

### First: GBD Tasks:

The Organic Budget Law No. (58) for the year 2008 has identified the tasks and authorities of the Department as follows:

1. Preparing the General Budget of the Kingdom.
2. Preparing budgets of government units.
3. Preparing manpower tables and related by-laws for government departments and units, in coordination with the related government agencies and according to effective laws and regulations.
4. Allocating financial appropriations required to implement the Kingdom's public policy according to stated priorities, and ensuring their consistency with the distribution of "development gains" to all governorates of the Kingdom.
5. Preparing a detailed statement of necessary steps to approve the general budget and budgets of government units. Each of these steps shall be subject to a specific time frame, and the final approval of the general budget and budget of government units shall be reached before the first day of January of each year.
6. Continue assessing the performance of programs, projects and activities of government departments and units, and ensuring the achievement of expected results and goals efficiently and effectively.
7. Providing opinion on draft legislations, decisions, and instructions with budgetary implications during stages of approval.
8. Advising government departments and units on fiscal affairs and any other issues related to GBD.
9. Making recommendations regarding final financial accounts of various government units for the Council of Ministers before approval.

## **Second: GBD Organizational Structure:**

With a view to accomplishing GBD mission and objectives, and implement its tasks and duties, the Department's administrative by-law No. (56) for the year 2006 was issued, covering all of the Department's activities in a way that minimizes task overlapping and duplication in responsibilities.

Based on the administrative decision No. D.M.A./42/5/362 dated 30/3/2008, GBD organizational structure has been reformulated as below so as the tasks of the varied directorates at the Department would be stemmed out of GBD tasks as determined by the Organic Budget Law No. (58) for the year 2008:

### **a) Directorates of Sectoral Budgets:**

1. Financial Management Sector Directorate.
2. Public Administration Sector Directorate.
3. Defense, Security and Judicial Sector Directorate.
4. Infrastructure and Local Development Sector Directorate.
5. Health and Social Development Sector Directorate.
6. Agricultural Development and Natural Resources Sector Directorate.
7. Education and Human Resource Development Sector Directorate.
8. Industrial Development and Investment Climate Enhancement Directorate.
9. Culture, Media, and ICT Sector Directorate.

### **The tasks of these directorates are as follows:**

1. Verifying financial appropriation requests submitted by all ministries, government departments and units.
2. Scrutinizing all programs, projects and activities to ensure their priority, feasibility and synergy.
3. Eliminating unnecessary redundant duplication in programs and their sources of financing among ministries, government departments and units.

4. Supervising the implementation of strategic plans for ministries, government departments and units, and highlighting their deviation from targeted indicators.
5. Allocating appropriations according to stated priorities, and ensuring their consistency with the distribution of development gains to all governorates of the Kingdom.
6. Preparing manpower table regulation for ministries and government departments and units, to serve the achievement of their goals, both efficiently and effectively.
7. Providing opinion on draft legislations, decisions, and instructions with budgetary implications during stages of approval.
8. Refining the shape of the general budget.
9. Helping ministries and government departments and units in preparing standard reports on their budgets.
10. Participating in specialized workshops conducted within the GBD for the staff of ministries and government departments and units.

**b) Directorate of Monitoring Governorates' Budgets:**

The tasks of this directorate are as follows:

1. Updating a comprehensive information and data base on all governorates of the Kingdom that serves the efficient allocation of available financial resources.
2. Follow up the requests of governorates to establish developmental projects during Royal visits to governorates.
3. Identifying non-performing projects and examining the causes of project malfunction.
4. Adopting all preparatory actions and requirements related to GBD for applying the decentralization project in various governorates.
5. Preparing bi-annual reports on the level of expenditures and progress of capital projects in various governorates of the Kingdom.
6. Offering all kinds of support and technical assistance for governorates through organizing specialized workshops on preparing budgets based on modern approaches.

**c) Studies and Information Directorate:**

The tasks of this directorate are as follows:

1. Monitoring developments in macroeconomic indicators.
2. Preparing reports reflecting the responses of ministries and government departments and units on the recommendations of the Financial and Economic Committee of both the House of Senate and the House of Representatives on the draft General Budget Law and Government Units' Budget Law.
3. Conducting quarterly reports on general budget performance.
4. Constructing a historical database on the general budget, budgets of government units, and manpower tables.
5. Monitoring legislations that have substantial budgetary or economic implications issued during the year.
6. Contributing in preparing the budget circular.
7. Contributing in preparing the general budget law, government units' budget law, and manpower table by-law.
8. Issuing regular reports on expenditures and progress of capital projects for the ministries, government departments and units.
9. Participating in discussions with various international missions and organizations on issues of general budget and fiscal management.
10. Contributing in completing the application of program classification according to activities of both the general budget and budgets of governmental units.
11. Organizing the work of the Library in the Department and its computerization according to most modern techniques.
12. Updating annually the budget manuals (revenue manual, expenditure manual, budget cycle manual, and budget analyst manual).
13. Preparing the GBD's annual report.

14. Participating in arranging workshops for various government entities on the work and duties of GBD.
15. Translating the general budget law, government units' budget law, and the content of GBD website.

**d) Computer and Knowledge Directorate:**

The tasks of this directorate are as follows:

1. Developing and updating integrated software and databases that serve the process of assessing the performance of ministries and governmental departments according to adopted performance measurement indicators.
2. Setting up and preparing expansion requirements in applying all components of Chart of Accounts, namely software, hardware, and networks.
3. Building the capacities of the Directorate's staff to use the software necessary to apply the Government Financial Management Information System (GFMIS).
4. Building necessary capacities of ministries, government departments and units to apply GFMIS.
5. Activating GBD's Intranet.
6. Constructing an effective security system for GBD computerized activities and data.
7. Building a new website for GBD, and regularly updating this website.
8. Preparing a map for explicit knowledge, as well as documenting implicit knowledge and constructing its own databases.
9. Follow up the implementation of GBD Knowledge Strategy.

**e) Directorate of Administrative and Financial Affairs:**

The tasks of this directorate are as follows:

1. Preparing a comprehensive plan for GBD human and financial resources, and annually updating this plan according to evolving developments and needs.
2. Preparing the department's annual budget.

3. Distribute daily activities on personnel of the Administrative Support Affairs Unit according to tasks and responsibilities.
4. Follow up transactions of Personnel Affairs Unit, especially the ones which have a financial effect on the salary system.
5. Follow up the Department's incoming and outgoing correspondence.
6. Follow up the maintenance schedule of the Department's building.
7. Applying advanced and computerized systems for all administrative and financial tasks at the Department.
8. Continuous improvement of services provided to the Department's employees and clients.

**f) Development & Training Unit:**

The tasks of this unit are as follows:

1. Preparing a comprehensive medium-term training plan for GBD human resources, targeting all job levels (core and supportive).
2. Building an electronic database which includes comprehensive information on all personnel and assists in determining training needs.
3. Following up scholarships and invitations which are on the expense of the inviting bodies, and circulate them to all personnel for generalized benefit.
4. Taking all necessary preparatory steps to organize internal/ external workshops and training programs, as well as following up their implementation and supervision.
5. Providing proposals for the development of work mechanism at the Department and facilitating its flow in accordance with modern management concepts.
6. Close monitoring of the requirements of implementing the standards of King Abdullah II Award for Excellence in Government Performance and Transparency.

**g) Internal Control Unit:**

The tasks of this unit are as follows:

1. Reviewing the Manual on Internal Control Standards & Procedures, and annually updating this Manual based on regulations in force.
2. Conducting all internal monitoring tasks efficiently and effectively.
3. Supervising the implementation of GBD strategic plan.

4. Supervising the implementation of the standards of King Abdullah II Award for Excellence in Government Performance and Transparency.

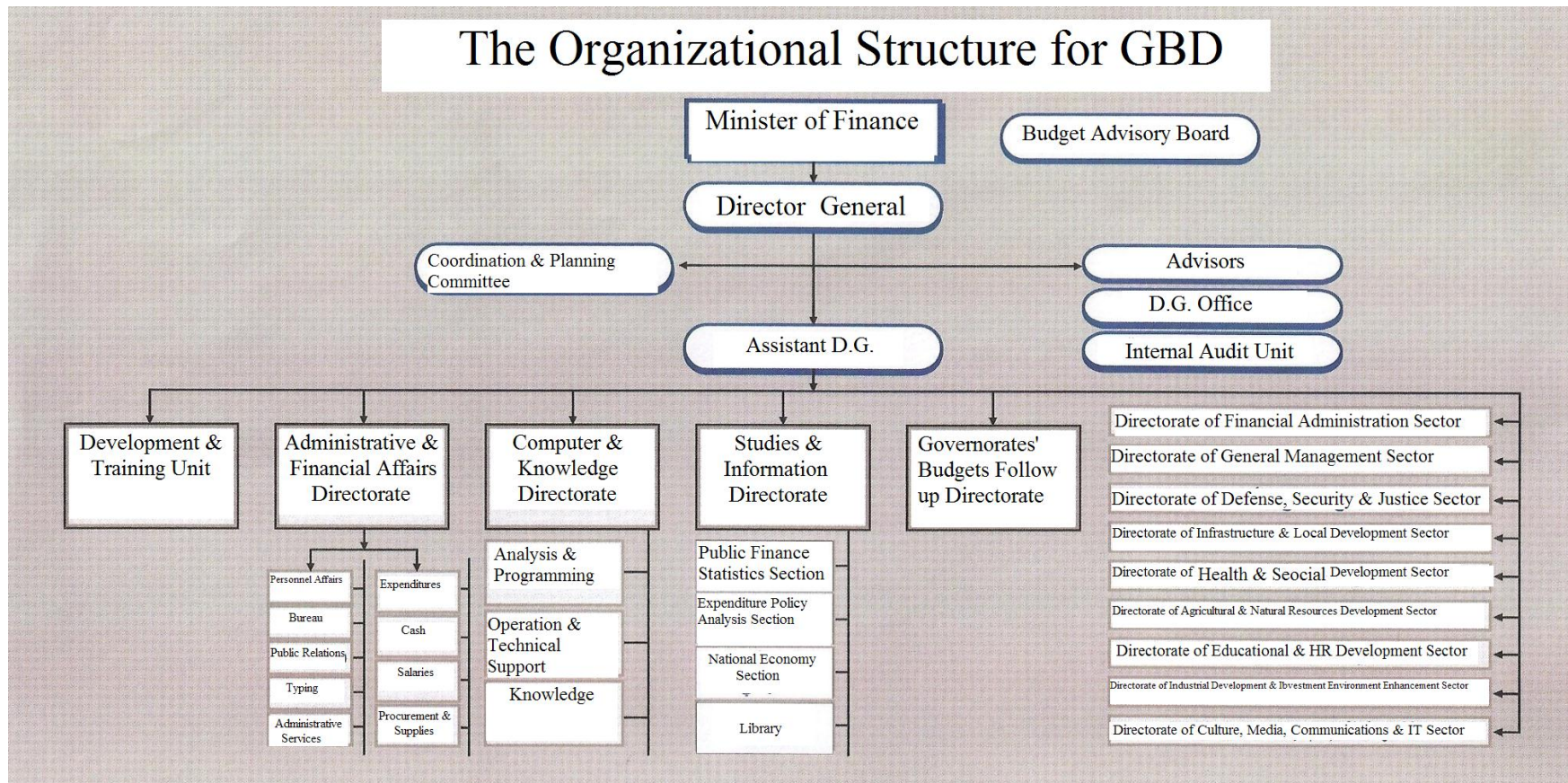
**GBD Personnel:**

In 1963, GBD began working with (16) employees only. By 2010, the number has grown to reach (122) personnel distributed according to their educational qualifications as outlined in the following table:

<b>Qualification</b>	<b>Number</b>
PhD	7
Master Degree	13
Bachelor Degree	55
Diploma	9
General Secondary Education	13
Below Secondary Education	25
<b>Total</b>	<b>122</b>

It is noted in the table above that the percentage of personnel holding a Master degree and above is 16% of the total number of personnel at the Department in 2010. The number of personnel on leave, seconded, tasked, and on scholarship totaled 17 personnel during the same year.

# The Organizational Structure for GBD





## General Budget Modernization and Budget Calendar

Jordan has taken wide steps in developing the process of budget preparation and implementation by following the latest international standards and classifications, in line with domestic economic and social situation. Many improvements were made to the budget preparation methodology and transparency, as well as to the expenditure and revenue classification. First, a new methodology started to be implemented to link the budget with the strategic planning, and the concept of Results-Oriented Budgeting (ROB) was adopted within the medium-term budget framework as of the year 2008 instead of the traditional budget methodology. Furthermore, a new Organic Budget Law in Jordan was endorsed in 2008, instead of the former law of 1962, so that the general budget preparation and implementation process depends on future financial planning which takes into consideration the national objectives and priorities.

Based on the new concept of ROB, all ministries and government departments have identified their vision, mission, strategic goals, programs, projects, and performance indicators on the level of strategic goals and programs, provided that these goals are SMART and in line with the ministry's or government department's vision.

In addition, the medium-term fiscal framework was implemented to advance the budget preparation mechanism. This framework now covers three years instead of one year for all items of revenues and expenditures, thus enabling the government to draw a fiscal policy and build the Kingdom's general budget within a future financial perspective that contributes towards achieving a sound fiscal situation in the medium-term. Further, GBD adopted a new Chart of Accounts (CoA) that complies with international standards. This CoA includes varied classifications: geographic, functional, economic, organizational and funding which helps the government financial management to provide comprehensive analytic reports that meet the needs of all domestic and international stakeholders. The government has also taken wide steps in implementing the Government Financial Management Information

System (GFMIS), which will have positive reflections on various phases of the general budget cycle in Jordan.

Finally, the Prime Minister late 2009 endorsed the annual Budget Calendar to be implemented as of 2010 on the budget of 2011, as shown below:

### **Jordan's Budget Calendar**

<b>Date</b>	<b>Action</b>	<b>Responsible Agency</b>
End of January	Request from all ministries and departments to submit an annual summary of their budget priorities and policies within the medium-term to GBD. They should include all current activities (especially related to HR and operating costs) and capital projects, in addition to stating their importance and expected results.	GBD
End of February	All ministries and departments to submit their priorities and policies summary to GBD.	All ministries, government departments, and units
Mid-March	Prepare an annual comprehensive document on Budget Policy and Priorities in the medium-term and submit it to the Council of Ministers.	MOF, GBD
End of March	Discuss the Budget Policy and Priorities Paper and approve it after conducting necessary changes.	Prime Ministry
Beginning of May	Prepare a document on the general framework of the general budget for the medium-term, including main macroeconomic indicators for the status quo and medium-term projections. In addition to public expenditure estimates (current and capital) and public revenues (domestic revenues and foreign grants), the Document should also include budget deficit, before and after foreign grants, in absolute figures and as a percent of GDP. Then, submit this Document to the Council of Ministers.	MOF, GBD
5 May	Discuss the general medium-term framework of the general budget and approve it after implementing necessary changes.	Prime Ministry
Mid-May	Request from all ministries, departments, and units to submit their medium-term budget proposals to GBD.	GBD
Mid-July	All ministries and departments to submit their medium-term budget proposals to GBD.	All ministries, government departments, and units

<b>Date</b>	<b>Action</b>	<b>Responsible Agency</b>
Mid-August	Complete and finalize the study of budget proposals for all ministries, departments, and units. Prepare a medium-term expenditure framework for ministries and departments and a medium-term framework for government units' budgets.	GBD
End of August	Prepare the Budget Circular that includes the overall expenditure ceiling in addition to partial expenditure ceilings for ministries and departments, in accordance with the updated medium-term framework of the budget and medium-term expenditure framework.	MOF, GBD
Beginning of September	Issue the Budget Circular after approval.	Prime Ministry
20 September	All ministries, departments, and units to submit their medium-term budget proposals to GBD, in line with the Budget Circular.	All ministries, government departments, and units
Mid-October	Prepare the main features and dimensions of the General Budget Draft Law, and present it to the Budget Advisory Council for discussion and making changes.	GBD, Budget Advisory Council
20 October	Submit the General Budget Draft Law to the Council of Ministers for discussion and approval, after making necessary changes.	GBD, Prime Ministry
End of October	Submit the draft law to the Parliament.	Prime Ministry
End of December	Discuss and approve the General Budget Draft Law, awaiting its ratification by a Royal decree.	Parliament

## Summary of Economic & Fiscal Performance for 2010

The Jordanian economy in 2010 witnessed improvements in many performance indicators compared to the year 2009, affected by the economic recovery in most countries, including the Arab Gulf, thus spurring a significant increase of external demand on the Kingdom's products of goods and services. Furthermore, the urgent measures taken by the government in 2010 on both the macro and sectoral level contributed in the many positive results achieved by our national economy in that year. The real GDP recorded a 3.1% growth during 2010 against 2.3% in 2009. This was accompanied by a reduction in unemployment rate to reach 12.5% in 2010 compared to 12.9% in 2009. Also, credit facilities granted by banks to the private sector increased by 8.5% at the end of 2010 compared to a growth of no more than 2.1% in the previous year.

Those positive developments were reflected on the inflation rate recorded in the Kingdom in 2010 which increased to 5.0% compared to a negative inflation of 0.7% in 2009. Upon looking at inflation by main components, it is noted that the food items group has recorded an increase in its prices by 5.0%, while the prices of "other goods and services" group increased by 6.3%, and the "housing" prices increased by 4.2%. Finally, the price increase in the "clothes and footwear" group did not exceed 1.9% in 2010.


It is noteworthy to mention that the government has adopted a set of measures in 2010 aiming at promoting a number of priority economic sectors. First, land registration fees and real estate tax were reduced by 50% to activate the real estate market and increase the size of domestic and external investment in this sector which is closely related with the varied sectors of our national economy. In the same context, the residential real estates were exempted from fees for the first 150 M<sup>2</sup>. This exemption is not limited to transactions implemented by housing companies, but it further extends to cover sales operations carried out between citizens. The retention period of the real estate was also reduced for investment companies with a view to enable them to have liquidity needed for their businesses.

Aiming at providing necessary funding to farmers, the capital of the Agricultural Credit Corporation was increased from JD 35 million to JD 50 million. In terms of export promotion, the government has extended the full exemption on exported goods and services from income tax for an indefinite period. Various sectors have benefitted from this exemption, particularly the industrial sector as well as the IT and software services sector. In order to improve the citizens' living standards, the government carried out a number of actions such as reducing public transport cost by providing support to move students enrolled in official universities; increasing allocations for the Needy Student Fund; increasing allocations for the National Aid Fund; and expanding the School Nutrition Program.

As for the general budget and public debt, the government paid significant attention for this sector in 2010, aiming at restoring public finance balance as a main pillar of sustainable development. This is particularly important after the sharp rise in 2009 fiscal deficit which exceeded safe limits due to the global economic and financial crisis. In this regard, the government was able to reduce the fiscal deficit by half a billion dinars, or 31% below its level in 2009. The deficit thereby fell down to reach JD 1,046 million in 2010, forming 5.4% of GDP. This reflects a decline by 3.0 percentage points compared to its ratio to GDP in 2009.

As for public expenditures in 2010, they fell down by 5.3% from the previous year to reach JD 5,708 million, i.e. 29.2% of GDP compared to 33.9% of GDP in 2009. This reduction was a result of cut down in capital expenditures by 33.4% and the increase in current expenditures by 3.5% above their level in 2009.

### **The Structure of Public Expenditures in 2010**




It is noteworthy to mention that the registered cut down in capital expenditures during the year 2010 reflects the fact that such expenditures have turned back to their normal level, whether in absolute figures or as a percentage of GDP. As for the increase in current expenditures during 2010, it was affected by the rise in teachers' salaries by 25%; increased financial allocations to cover the university study costs for youngsters of public teachers; and higher gas subsidy allocations so as to expand the middle class and protect the poor.

Domestic revenues increased by 1.7% in 2010 above their recorded level in 2009. Basically, this came as a result of the increase in sales tax by 17.6% above its level in 2009, on one hand, and the revenue reduction in "income and profit tax" by 18.3% as well as in "real estate tax and land registration fees" by 5.0%, on the other hand.

The main reason lying behind the reduction in "income tax revenues" during 2010 is the decline in profits of public shareholding companies, particularly banks, during 2009 due to the effects of the global financial crisis. As for the increase in sales tax revenues, it is due to the additional revenues resulting from a set of measures implemented during 2010, mainly the

increase in special sales tax on certain non-basic items, such as tobacco, cigarettes, alcoholic drinks, mobile phones, e-tracking, international calls in addition to gasoline. Here, it is noteworthy to say that the government has been keen to accompany such revenue measures with arrangements to protect the poor and the middle class from the adverse effects of such measures, as it increased the bread and gas subsidy in light of the increase in international prices, and kept the tax exemptions on basic food items. Furthermore, the new Income Tax Law has reduced taxes imposed on all taxpayers, especially individuals, thus supporting the purchasing power of large segments of citizens.



As for foreign grants for the year 2010, they increased by JD 68.3 million to reach JD 401.7 million, or 2.1% of GDP. It is worth mentioning that external grants for the year 2010 were below than their estimated level in the General Budget Law and its supplements by JD 28.3 million.

As for government debt, net public debt at the end of 2010 reached around JD 11,463 million, forming 58.7% of GDP compared to JD 9,660 million, or 54.2% of GDP in 2009. This

debt is distributed between 60% for net internal debt and 40% for external debt.

In this regard, the government borrowed around US\$ 750 million in November 2010 through floating bonds in the international market. The coverage surpassed the volume of bonds floated by 324% with an interest rate of no more than 3.875%. This reflects the trust of foreign investors in the Jordanian economy and the attraction of the local investment environment.

There is no doubt that such borrowing, in addition to its positive effects on foreign capital inflows to the Kingdom, contributes to help the private sector to obtain funding from the local banking institutions, and avoid competition with the public sector in this area.

Regarding monetary developments, data issued by the Central Bank indicate that domestic liquidity has increased by 11.5% at the end of 2010, against an increase of 9.3% in 2009. This expansion in domestic liquidity during 2010 was mainly pushed by the increase in net domestic assets which rose by 9.8% in contrast to the case of 2009 which showed a contraction of 0.6%. This indicates the higher contribution of the banking system this year in financing varied economic activities through credit facilities provided to both the public and private sectors.

Furthermore, the Central Bank continued preserving a convenient level of foreign currency reserves which increased to reach more than US\$ 12.2 billion at the end of 2010, with an increase of US\$ 1,360 million, or 12.5% above their level in 2009. This level of reserves covers more than eight months of the Kingdom's imports of goods and services.



As for the external sector, the Kingdom's exports recorded a significant increase of 17.8% in 2010 against a decline of 19.2% in the previous year. Similarly, imports increased by 7.2% while they showed a decrease of 16.2% in 2009. The current account of the balance of payments recorded a deficit of JD 931 million in 2010 compared to JD 802 million in 2009. In percent of GDP, the deficit in 2010 reached 4.8% (compared to 4.5% in 2009), as a result of the increase in the value of imports spurred by the rise in the imports of crude oil and its derivatives as well as food items during this year due to the significant increase of world commodity prices.

Based on available data, the Kingdom's bill of imported crude oil and its derivatives increased in 2010 to reach to JD 1,987 million compared to JD 1,396 million in 2009, recording an increase of 42.3%. As for food items' imports, they reached around JD 1,541 million with an increase of JD 53 million, or 3.5% in 2010.

## Developments in Main Economic Indicators

Economic Indicator	2009	2010
GDP growth at constant prices	2.3%	3.1%
Inflation rate	- 0.7%	5.0%
Unemployment rate	12.9%	12.5%
Domestic export growth	-19.2%	17.8%
Total Import growth	-16.2%	7.2%
Import bill of crude oil & its derivatives (million dinars)	1,396	1,987
Current account deficit (In percent of GDP %)	4.5%	4.8%
Domestic liquidity growth	9.3%	11.5%
Official reserves of foreign currencies (billion dollars)	10.9	12.2
Growth in credit facilities granted by commercial banks	2.1%	8.5%
Public expenditures (million dinars) (In percent of GDP %)	6,030.6 33.9%	5,708.0 29.2%
Public revenues (million dinars) (In percent of GDP %)	4,521.3 25.4%	4,661.8 23.9%
Budget deficit (million dinars) (In percent of GDP %)	-1,509.3 8.5%	-1,046.4 5.4%
External debt (million dinars) (In percent of GDP %)	3,869.0 21.7%	4,610.8 23.6%
Domestic debt (million dinars) (In percent of GDP %)	5,791.0 32.5%	6,852.0 35.1%

## Main Pillars of the 2010 Budget

The general budget represents the executive tool for the government's work program and its projects in various sectors. Against this background, the general budget for the year 2010 was prepared based on the following main pillars:

- Preserving fiscal and monetary stability in the Kingdom through reducing the general budget deficit to safe levels, to empower Jordan to overcome the negative impacts of the global financial and economic crisis.
- Deepening the principle of self-reliance in financing public expenditures as well as improving the efficiency and productivity of public expenditures, to be reflected positively on improving the citizens' living standards.
- Initiate the budget of 2010 by allocating capital expenditures according to governorate, paving the way to implement the practice of decentralization and enhancing active participation of local communities in determining main developmental needs in each governorate of the Kingdom. This process will take into consideration setting controls in place that guarantee each governorate to obtain its allocated resources.
- Control expenditures, particularly items related to fuel, electricity, water, telephone, travel expenses, overtime, capacity building costs, computers and others, through emphasizing the decisions of the Cabinet issued in this regard, especially limiting the use of government vehicles; confining the travel of official delegations and committees to extreme needs; and controlling the host of official delegations.

Moreover, expenses of official banquets shall be limited; expenses on official advertisements in newspapers and other mass media shall be rationed; and renting of government buildings shall be reduced. All ministries and government departments should commit to clear due bills for those kinds of expenditures during the same year without any postponement.

- Completely stop purchasing vehicles and equipment except for security bodies and the Ministry of Health (MOH).
- Completely discontinue purchasing furniture except for Ministries of Education and Health.
- Confine new employments at ministries and government departments and units within the Manpower Tables for the year 2009 and 2010 to the Ministry of Education and Ministry of Health only, and completely stop recruitments outside the Manpower Tables.
- Discontinue the establishment of any new government institution or entity and cancel and/or merge existing institutions and entities of similar tasks.
- Cease allocating any appropriations for new capital projects in 2010 Budget, except those that are related to foreign grants and international agreements, and are in line with the Executive Program 2009–2011. Further, do not allocate any financial appropriations for capital projects which were listed in 2009 Budget but their implementation did not start, and are not currently considered under national priorities.
- Limit salary and wage increase to the normal annual increase, estimated at an average of 3%, due to the clearly low level of inflation rate.
- Forbid carrying out change orders to projects whose tenders were awarded in accordance with the Government Works Bylaw as well as the General Supplies Bylaw unless a

financial commitment document was obtained and endorsed by GBD Director General in case those change orders exceeded the allocations appropriated for those projects in the General Budget Law.

- Complete the second phase of the Single Treasury Account (TSA) related to the review of all government accounts opened at commercial banks in order to incorporate those accounts within the TSA. This step aims at improving public money administration and enhancing the competency of monetary management, thus improving public debt situation.
- Commit to the public debt ceiling as a percent of GDP as stated in the Public Debt Management Law, in a step to strengthening the Kingdom's credibility on both regional and international levels in pursuing the road of fiscal and economic reform.
- Conduct a comprehensive review on all capital expenditure items and move items of a "current" nature and reclassify them under current expenditures. This action aims at removing distortions in capital expenditure structure, and showing the real volume of capital expenditures in Jordan.
- Direct capital expenditures towards developmental projects of economic and social benefits, especially development zones projects and infrastructure projects which enhances investment in various governorates of the Kingdom. This direction of capital projects should be made in line with the national priorities as stated in the "National Agenda" and "We are All Jordan" documents, and in compliance with the Executive Program for 2009–2011, taking into consideration the capability of each ministry and government department to implement such projects within the specified time frame and aspired level.

## General Budget Cycle in 2010

Starting 2008 Budget, the most important features of the general budget cycle can be outlined as follows: the transformation from the traditional budgeting methodology (item budget) towards Results-Oriented Budgeting (ROB); the adoption of the medium-term fiscal framework; the reclassification of the General Budget Law; and the adoption of a new Chart of Accounts based on best international practices. Against this background, the General Budget Cycle of the Kingdom is composed of three main phases:

### **First Phase: Budget Preparation:**

- Budget Circular.
- Budget preparation at government departments.
- Budget dialogue.

### **Second Phase: Budget Law Endorsement:**

- Submit the draft general budget law for the Cabinet for discussion and endorsement.
- Submit the draft general budget law for the Parliament for discussion and endorsement.
- Endorsement by H.M. the King of the General Budget Law.

### **Third Phase: Budget Implementation:**

- Authorization.
- Financial transfer request.
- Financial transfers and monetary ceilings.
- Spending in government departments.
- Budget monitoring and evaluation.

The responsibility of implementing those phases is distributed between the executive and legislative authorities, and the general budget cycle is implemented under a clear and specific constitutional framework.

The following charts clarify the details of the general budget cycle in Jordan in 2010:

# Budget Procedures Chart for 2010

## Budget Preparation

Budget circular

Preparing the budget in the government departments

Budget Dialogue

Budget approval

## Budget Execution

Authorization

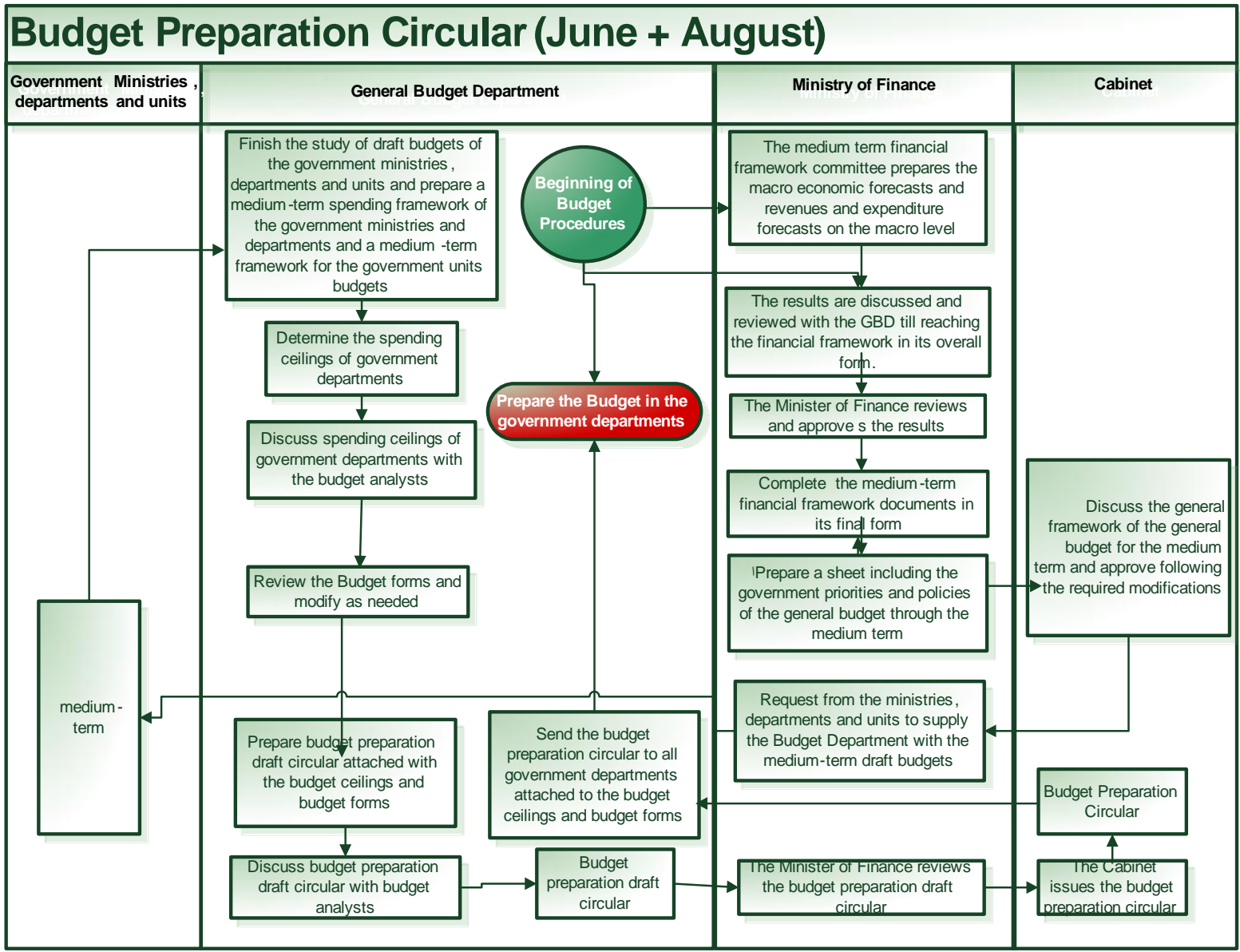
Financial transfers request

Financial transfers and cash ceilings

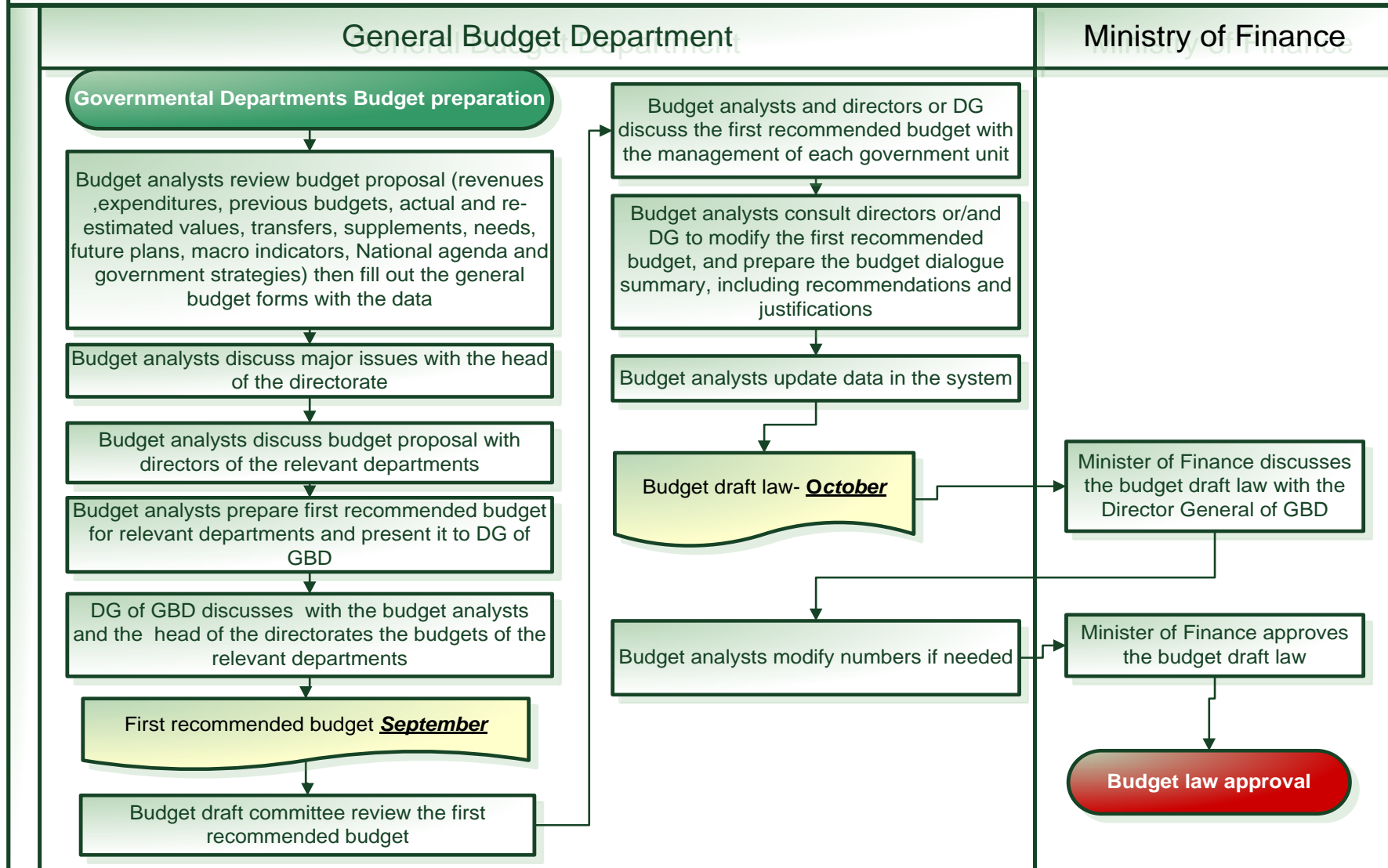
Spending in the government departments

Budget evaluation and monitoring

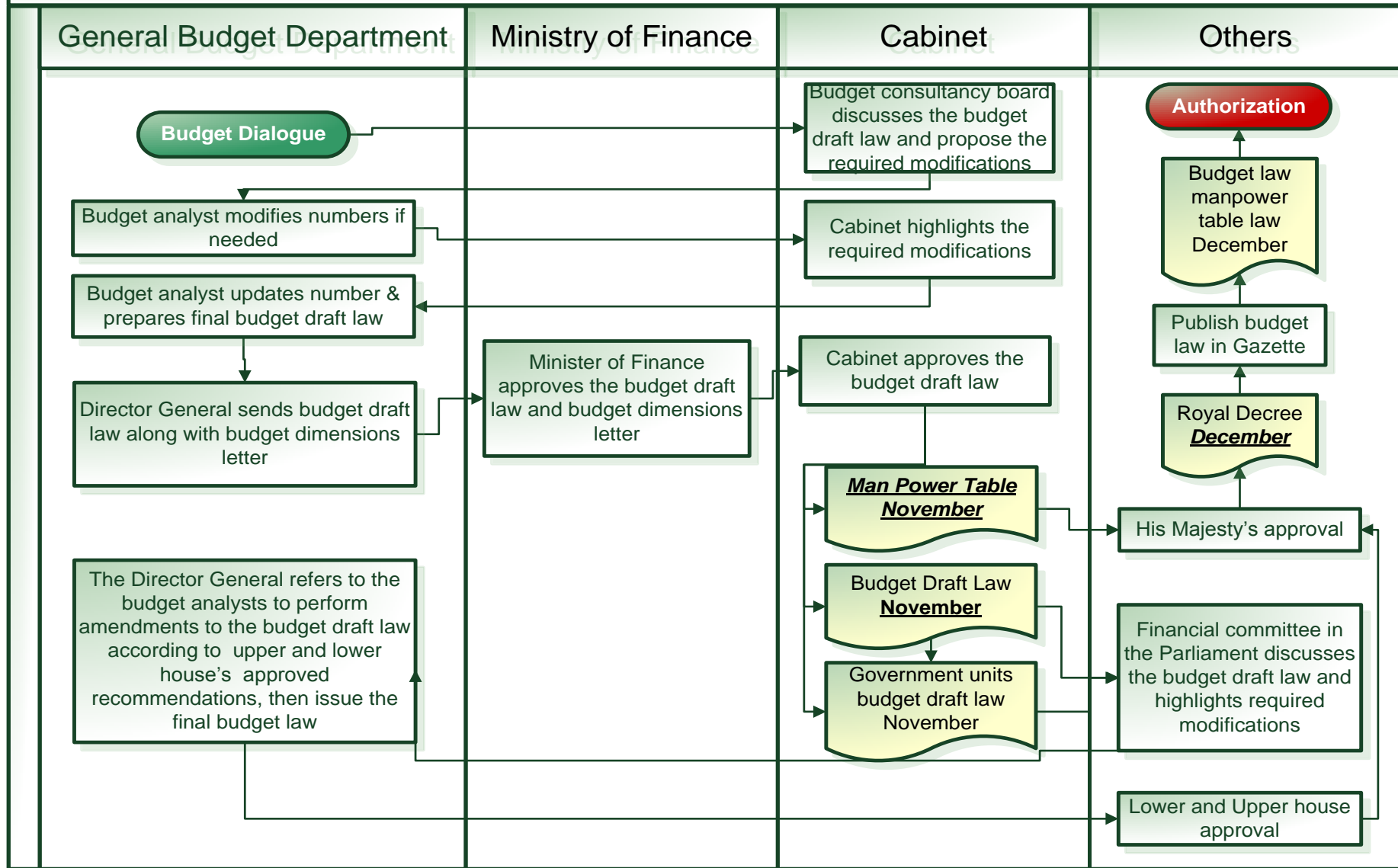




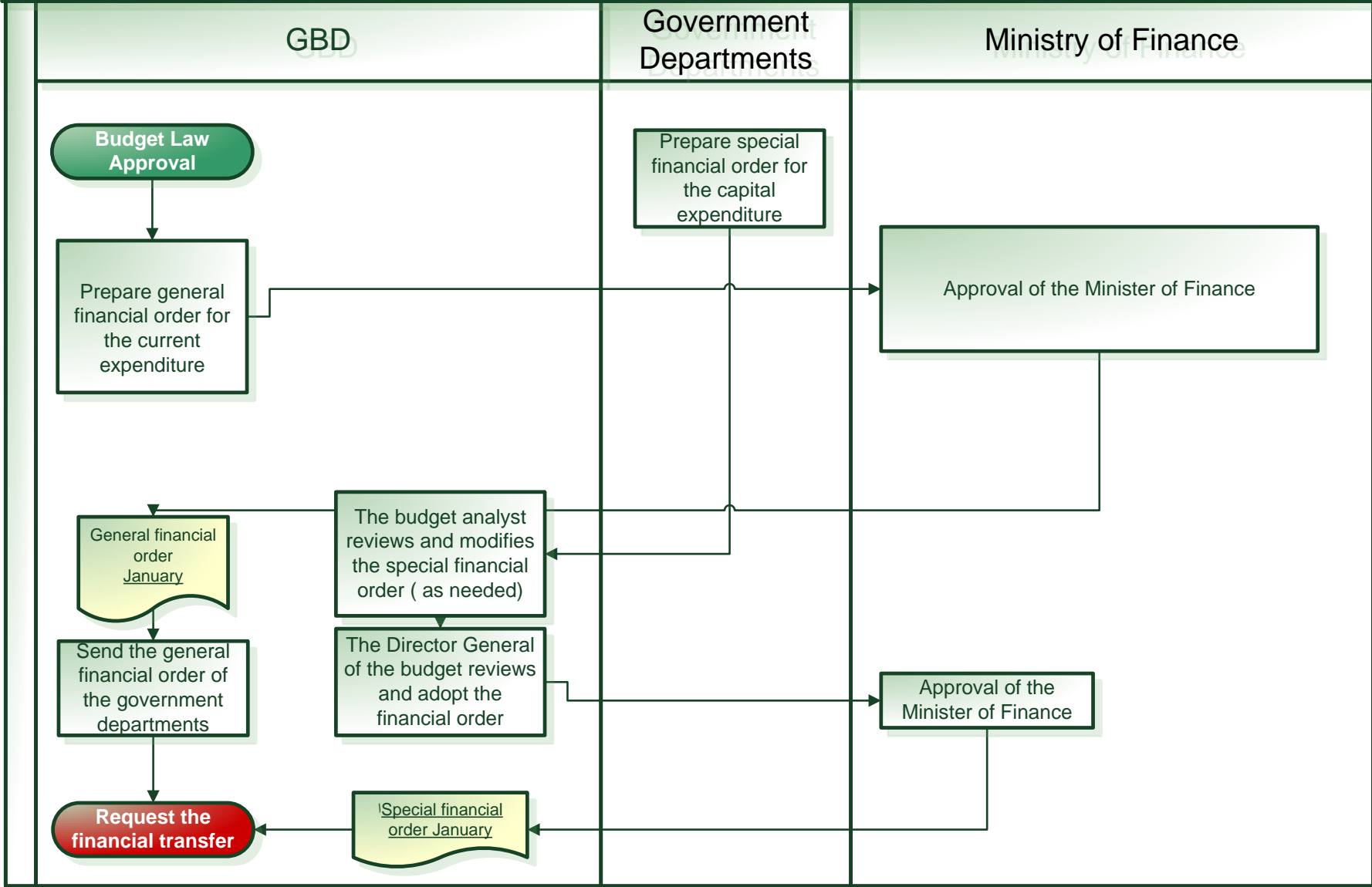
# Budget Dialogue (September-October)



# Budget law approval (November-December)



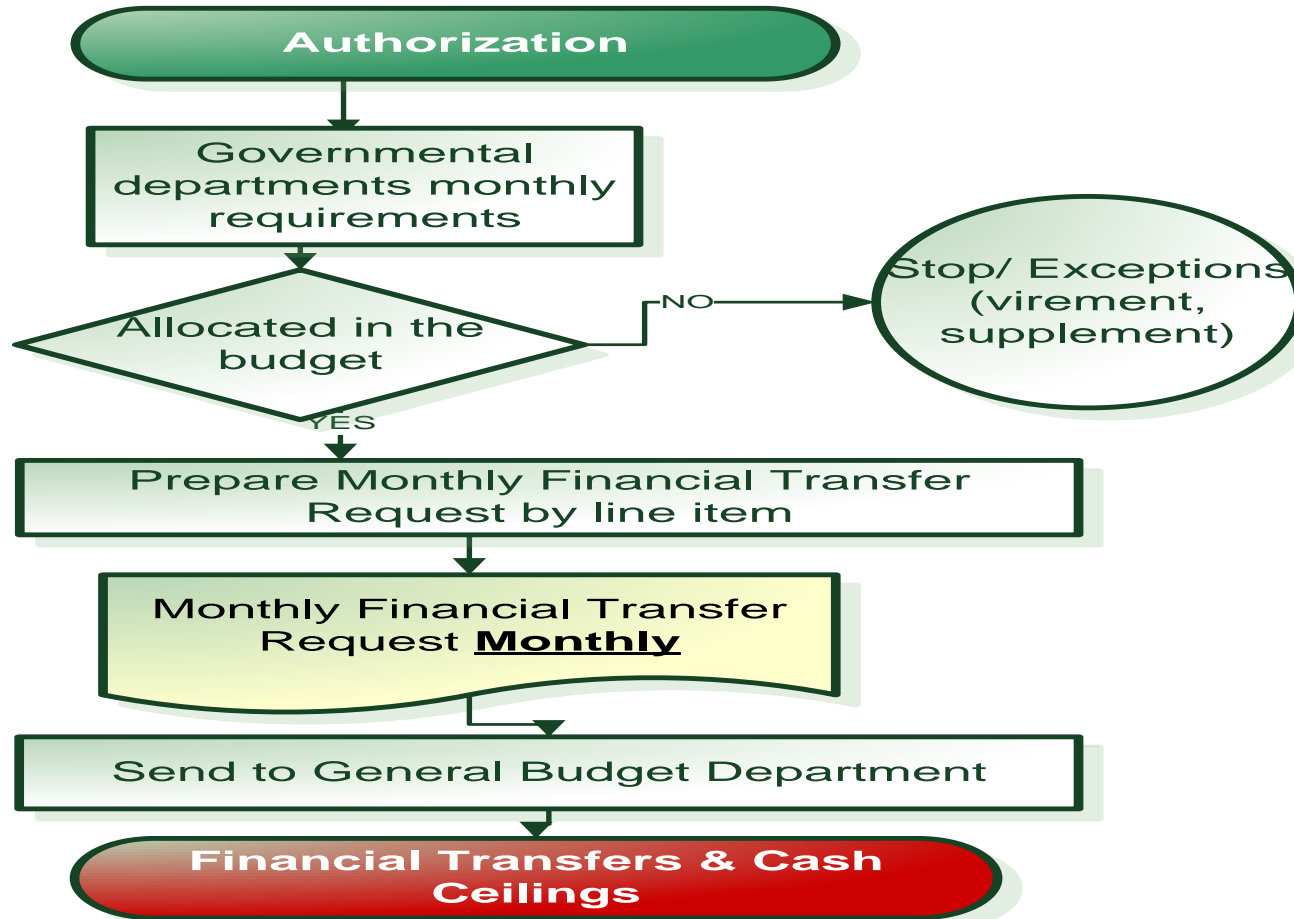
# Authorization (January)

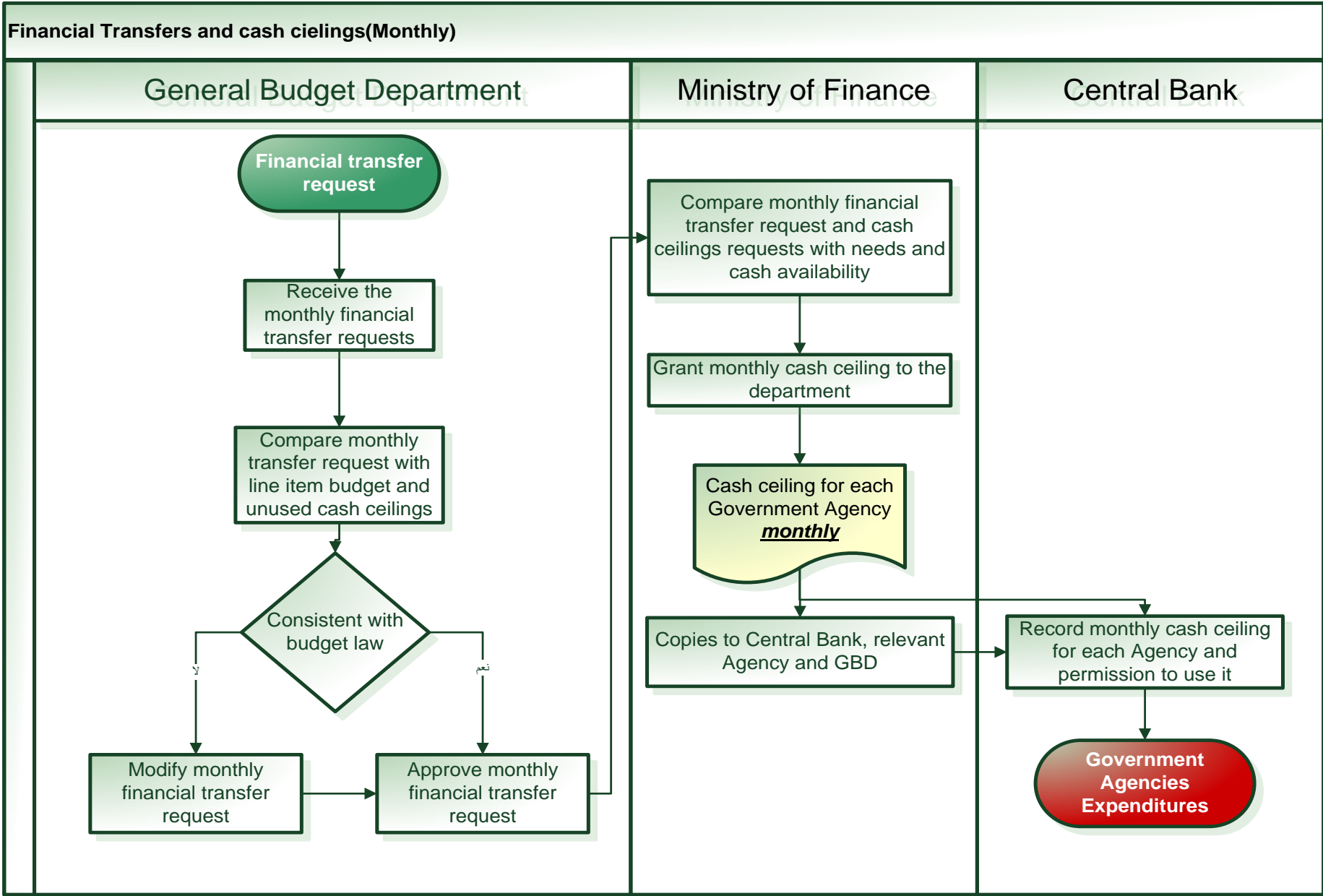


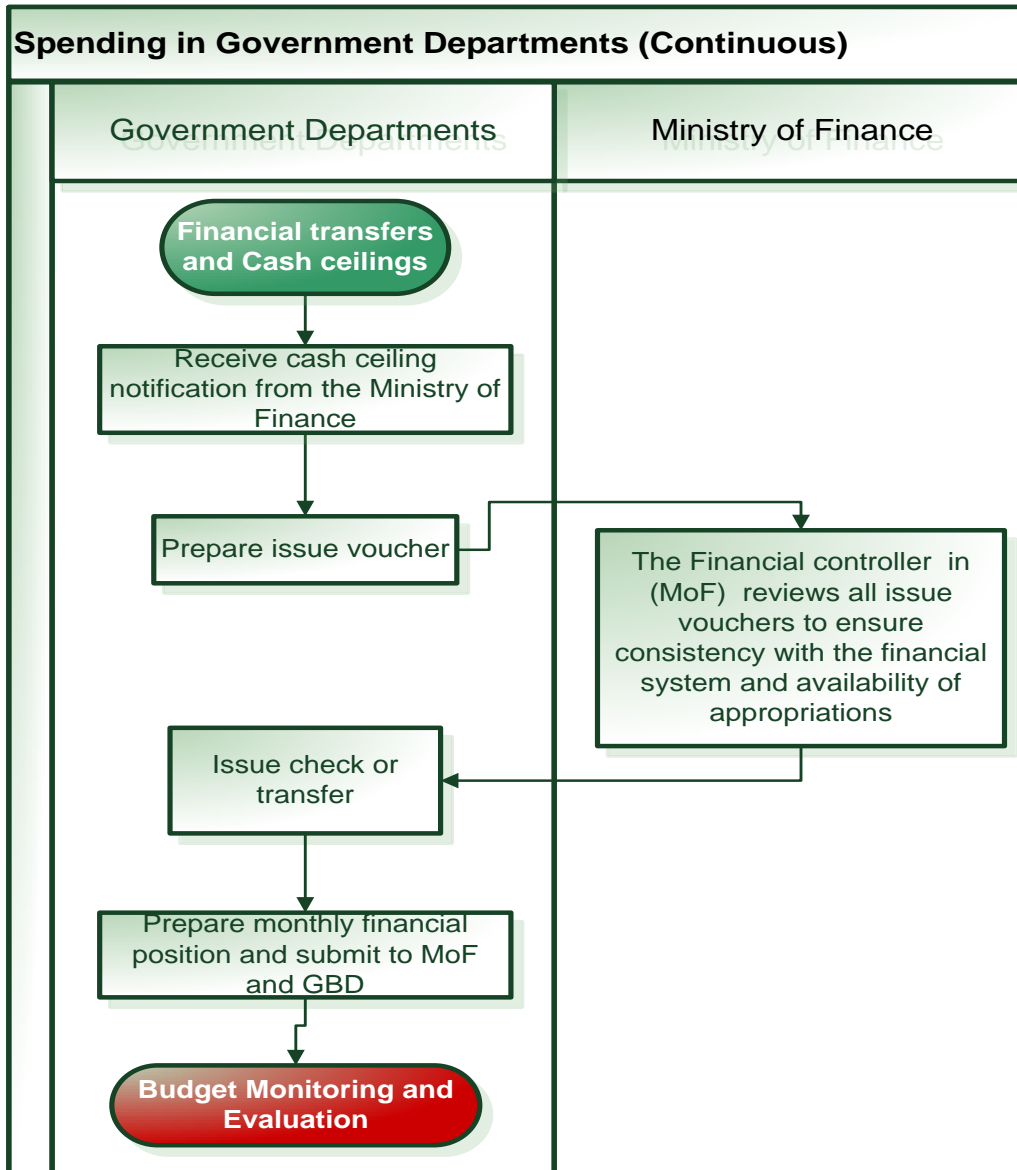
# Financial Transfer Request (Monthly)

MAIN

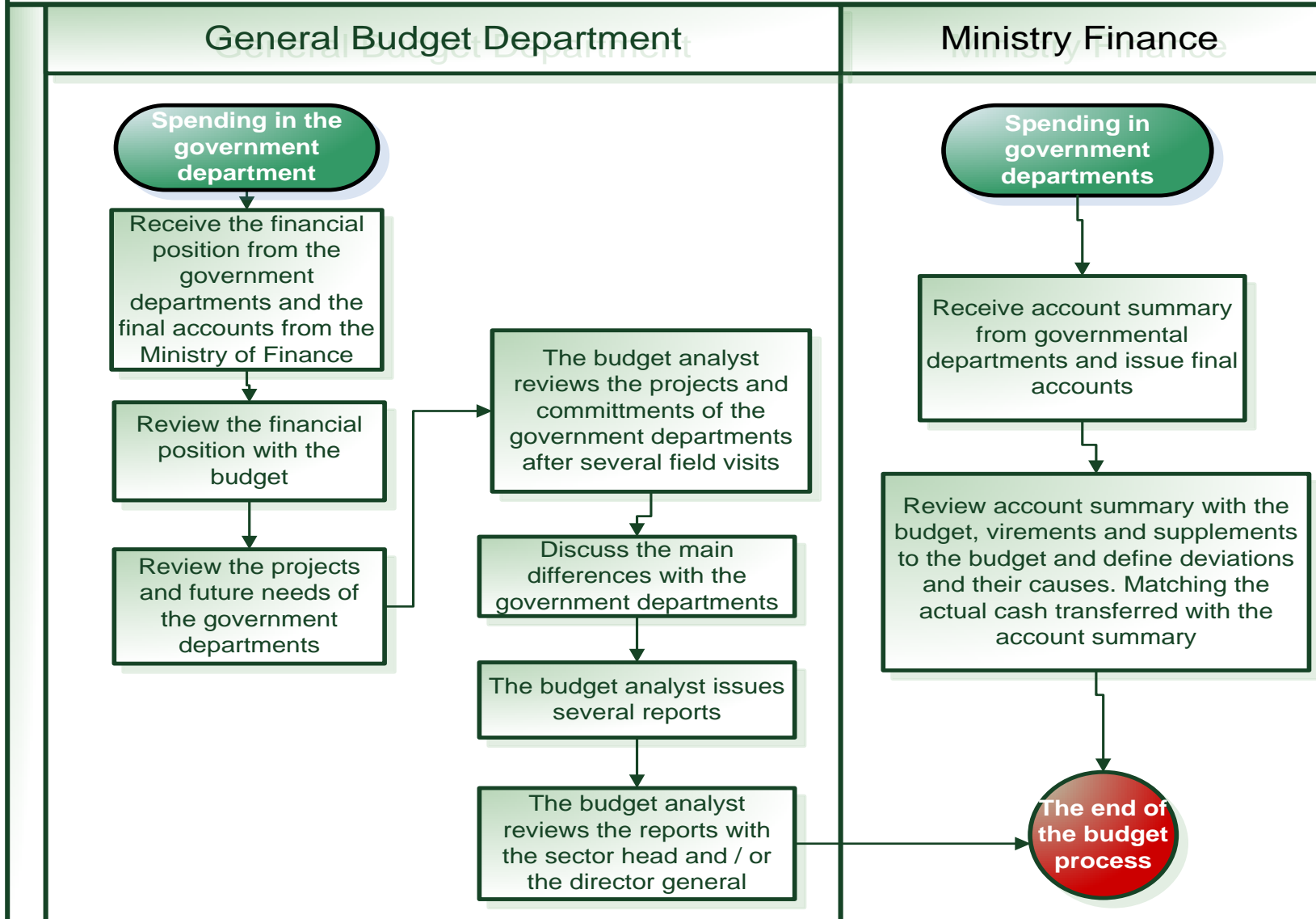
## Governmental Units







# Budget Monitoring & Evaluation(Monthly)





## Classification of the General Budget in 2010

Based on the new and approved concept of Chart of Accounts, which is a set of accounting codes on the coherent and consistent registration and classification of government financial transactions, the general budget of the Kingdom was classified starting 2008 Budget to include the followings:

- 1- Funding classification.
- 2- Organizational classification.
- 3- Functional classification.
- 4- Program classification.
- 5- Geographical classification.
- 6- Economic classification:
  - a. Revenues.
  - b. Expenditures.

Based on the economic classification, the general budget has been classified as flows:

### **First: Public Revenues:**

#### **1. Domestic revenues:**

##### **A. Tax revenues**

- Taxes on income and profits
- Taxes on property
- Taxes on goods and services
- Taxes on international trade and transactions
- Other taxes

##### **B. Non-tax revenues**

- Pension contributions
- Property income revenues
- Revenues from selling goods and services
- Fees, penalties, and expropriations
- Miscellaneous revenues

#### **2. Foreign grants**

## **Second: Public Expenditures:**

- **Compensation of employees:**
  - Salaries, wages, and allowances.
  - Social security contributions.
- **Purchases of goods and services**
  - Purchases of goods and services
- **Interest payments**
  - External interests
  - Domestic interests
- **Subsidies**
  - Subsidies for public non-financial institutions
  - Subsidies for private non-financial institutions
  - Goods subsidies
- **Grants**
  - Subsidies for public government units
- **Social benefits**
  - Pension and contributions
  - Social assistance benefits
- **Other expenditures**
  - Other miscellaneous expenditures
- **Non-financial assets**
  - Fixed assets
  - Inventory
  - Non-productive assets
- **Military expenditures**
- **Other appropriations**

## **Third: Financing Budget**

- **Sources of funding:**
  - Foreign loans.
  - Domestic loans.
- **Uses:**
  - Budget deficit after receiving grants.
  - Foreign loans installments repayments.
  - Domestic loans installments repayments.
  - Domestic debt amortization.

## **Achievements of the General Budget Department in 2010**

### **First: Preparation of the General Budget Law and the Government Units' Budget Law**

- Preparation of the draft Law No. (3) for 2011, the General Budget Law for 2011, which was approved on March 3, 2011.
- Completion of preparing the interim draft law No. (4) for 2010, the Government Units' Budget Law, which was endorsed on January 19, 2010, and the preparation of the draft Government Units' Budget Law for the fiscal year 2011.
- Preparation of the interim law No. (6) for 2010, the General Budget Supplement Law for the fiscal year 2010, which was endorsed on March 2, 2010.
- Preparation of the interim law No. (39) for 2010, the Second General Budget Supplement Law for the fiscal year 2010, which was endorsed on October 5, 2010.
- Both the General Budget Law and the Government Units' Budget Law for the year 2010 have been translated into English and published on GBD website.

### **Second: Preparation of Manpower Tables**

The Department annually prepares “manpower tables” for ministries, government departments and units. In 2010, GBD has prepared the Manpower Regulation No. (74) for the year 2010, which was approved on December 14, 2010. Furthermore, manpower tables for government units was endorsed by the Cabinet decision No. (177) dated December 14, 2010. Finally, manpower table system has been computerized to suit the implementation of the new Chart of Accounts as far as chapters and programs are concerned, in addition to merging classes and groups and recoding occupations according to the new occupational description and classification.

### **Third: Reporting Progress in Capital Projects**

The GBD has prepared reports on expenditure levels and accomplishments in key capital projects listed under the General Budget Law for the fiscal year 2010, in addition to regular reports on the General Budget's performance during 2010, and a comprehensive report on capital expenditure profile for 2009 and 2010.

### **Fourth: Preparing the Budget Policy and Priorities Paper for the years 2011 – 2013**

This key document was prepared for the first time in 2010 as part of the approved Budget Calendar in Jordan. It came to shed light on the main aspects and features of 2011 general budget within the medium-term framework 2011–2013, and on proposed policies and measures to be adopted in the 2011 draft budget, in addition to setting total capital expenditures, including expected fiscal space. This Document was discussed and approved after articulating priority capital projects (continuous, on-going and new) during August 2010. It consists of five sections as follows:

The first section provides an overview of the main economic and fiscal developments in the year 2009 with special emphasis on the fiscal performance. The second section presents a brief on projected economic and fiscal situation during 2010 with a focus on public finance. The third part is dedicated for the main features of the general budget 2011–2013, including main forecasts upon which 2011 budget was built as well as proposed policies and actions to be adopted in that budget. As for the fourth part, it covers the preparation methodology of 2011 budget as a first step towards presenting a preliminary perspective on its estimates in line with the government's work plan for 2011. The fifth and last section sheds light on the structure and priorities of public expenditures during the past period, aiming at setting priorities of capital expenditures according to various projects (continuous, on-going and new) during 2011–2013.

### **Fifth: Main accomplishments and developments in applying modern concepts and techniques of budget administration:**

**A. Deepening the implementation of Result-Oriented Budgeting (ROB).** In this regard, the following actions have been undertaken:

1. For the second successive year, the General Budget Law for the fiscal year 2011 is issued in two main volumes. The first volume covers the General Budget Law while the second volume is a comprehensive volume of detailed data. The first Volume includes data on ministries' programs, statistical tables on gender, and illustrative charts to add an analytical dimension on activities of different ministries and departments. For the first time, the draft General Budget Law for the year 2011 identified appropriations allocated for female, distributed amongst different programs in the Law.

As it is the case in 2010 Budget, the 2011 General Budget Law was prepared to include the following details related to all ministries and government departments:

- i. Information on: establishment; vision, mission, and strategic objectives; tasks entrusted; programs, projects and activities undertaken and their costs; human resources according to sex distributed by program; contribution to national objectives; as well as key issues and current challenges.
  - ii. A statement of goals for each program undertaken, as well as program costs and services provided. Also include, directorates and units responsible for implementing the program, and number of workers implementing each program according to sex.
  - iii. Identification of performance indicators on the level of strategic objectives and related programs for the years 2011-2013, in addition to the base (comparison) year, including a self-assessment of performance indicators for 2010 and deviance from targeted levels.
2. Upon request, GBD has provided support and consultation for ministries and government departments during the preparation phase of the Budget Law based on ROB concept, to appropriately fill the new forms.
  3. Review performance indicators for ministries and government departments listed in the General Budget Law in cooperation with the Fiscal Reform Project (FRP II) team. Work has been undergoing with competent personnel at ministries and government departments on reviewing strategic objectives, program goals, and performance indicators. Furthermore, new indicators were formed in addition to developing target values for such indicators.

4. Benefitting from the experience of leading countries in implementing ROB. In this regard, a specialized team visited Georgia University/ USA to be acquainted with the latest concepts in the field of implementing ROB.

**B. Review capital projects' description cards and reclassify all capital projects according to different economic sectors, with the support of the Public Expenditure Management Project/ GIZ.**

**C. Contributing in working on all phases of the Government Financial Management Information System (GFMIS),** including testing this System during 2010 to check whether it meets all identified requirements towards actual implementation in preparing the General Budget Law using this comprehensive system. Work teams formed by the GBD played an active role in providing training on the System and its applications in order to become the strong basis for preparing and issuing the general budget in the future.

### **Sixth: Preparing the GBD Annual Report**

In early 2010, GBD prepared an annual report for 2009. The Report included GBD key achievements; an update on implementing modern budget concepts and techniques; budget developments during 1999-2009; geographical distribution of capital expenditures; a summary of functional classification for estimated current expenditures for the fiscal year 2009; in addition to budget cycle diagram and GBD future outlook.

### **Seventh: Updating Budget Manuals**

As part of GBD orientation to deepen ROB approach and reclassify the general budget according to the new Chart of Accounts, the Department has completed preparing the Public Expenditure Manual 2009, and currently working on preparing the Public Revenue Manual for 2010.

### **Eighth: Strengthening the Institutional Capabilities of the Department, through:**

A- Raising the efficiency of human resources by means of staff participation in various training programs as well as external and internal specialized workshops. Furthermore, a specialized training program has been arranged within the Department to improve employees' basic skills in English language in cooperation with the USAID. Finally, the "Government Accountant" training course was held, besides a training course on GFMIS, ORACLE expert certificate, a workshop on

Administrative Fraud Reports, and two workshops on the Citizen's Guide to the Budget and the Budget Manual. The following table shows the most important workshops and training courses held during 2010:

No.	Title	Venue	Date
1)	Forecasting financial crises for public sector institutions	Malaysia	6 – 13 .03.2010
2)	Balanced performance card for measuring governmental performance	Morocco	15 – 22.03.2010
3)	Cost analysis and its role in making decisions	Morocco	27.03 – 03.04.2010
4)	Prepare and follow up executive work plans	Morocco	7 – 14.04 .2010
5)	Prepare and follow up executive work plans	Malaysia	17 – 27.04.2010
6)	“Strategic planning” based budgets	Turkey	24 – 29.04.2010
7)	Professional development and performance improvement	Syria	1 – 7.05.2010
8)	IT auditing	Egypt	10/17.04.2010
9)	IT infrastructure analysis and engineering	Turkey	19 – 26.04 .2010
10)	Excellence in Finance (CEF)	Turkey	25 – 29.10.2010
11)	Economy management in Arab countries in a globalization era	Slovenia	21/10 – 10/11.2010
12)	Government Accountant	China	19.09.2010
13)	Developing internal auditing in ministries	Jordan	13.09.2010
14)	ROB implementation	Jordan	3 – 10.07.2010
15)	Measuring government performance	Finland	26 – 30.12.2010
16)	Professional conduct register	Jordan	15.12.2010
17)	Policy for facing financial crises	Jordan	8 – 11.12.2010
18)	Project management	UAE	19 – 24.12.2010
19)	Performance indicators	Egypt	19 – 24.12.2010
20)	HR & IT Management program	Jordan	04.02.2010
21)	Internal auditing development system	Jordan	14.07.2010
22)	Training program for workers at internal audit departments	Jordan	13.07.2010
23)	Implementation of the Governmental Accountant Program	Jordan	2 – 6.05.2010
24)	Administrative Fraud Reports	Jordan	24 – 27.04.2010
25)	Government Accountant Program	Jordan	13.05.2010
26)	Government Accountant Program	Jordan	20 – 27.05.2010
27)	OCP LOG ORACLE	Jordan	16.03.2010
28)	English Language Skills	Jordan	30.05.2010
29)	Communication Skills	Jordan	7 – 11.03.2010
30)	Communication Skills	Jordan	14 – 18.03.2010
31)	Crises Management & Problem Solving	Jordan	17 – 20.01.2010
32)	Governmental Tenders Control	Jordan	14 – 16.02.2010
33)	Managing government warehouses	Jordan	21 – 23.02.2010
34)	Administrative control	Jordan	14 – 16.02.2010
35)	Performance control	Jordan	21 – 23.03.2010

B- Improving the internal work environment through:

- Completing the electronic archiving project in the Department.
- Implementing the staff electronic card project as well as updating information on job description and classification.
- Rehabilitating the Department's building.
- Update the Internal Control Standards & Procedures Manual for auditing and control purposes at the Department.
- Implementing a new personnel affairs system that incorporates all needed information.

### **Ninth: Computerization**

In this regard, the General Budget Law for 2010 was issued in the new format and data on current expenditures were categorized according to various activities. Furthermore, all reports used in the budget law system and related to current expenditures were amended to conform to issuance and inquiries. A special database on “salaries and wages” expenses for all ministries and government units was built. This database can generate reports based on an inquiry facility. Also, the Personnel Affairs System was completed and implemented in addition to the Salary System, Procurement System and Vehicle System.

The internet service line was changed. Now the service is available through the safe government network using optical fiber NBN at a speed of 5MB, enabling a saving of no less than JD 8000 paid as communication invoice since the new service is free of charge. As for the technical support, the operation systems were upgraded from Windows XP professional to Windows 7, and from Microsoft Office 2003 to Microsoft Office 2007, in addition to continue securing personal computers and main servers.



## Future Outlook

### **First: Contributing in building a sound and stable fiscal position in the Kingdom through:**

1. Controlling public expenditures and directing such expenditures to national priorities.
2. Restraining subsidies granted to government units, especially current subsidies.
3. Maintaining a safe level of budget deficit as a percent of GDP for the years 2011-2012.
4. Committing to the ceiling of public debt as a percent of GDP.

### **Second: Matching best international practices in budget administration through:**

1. Deepening the implementation of the Results-Oriented Budgeting (ROB) through assessing the performance of ministries as well as government department and units based on targeted performance indicators and exploring deviation from targets.
2. Strengthening and elaborating the preparation methodology of the general budget as well as government units' budgets within a medium-term framework.
3. Expanding the application of the Chart of Accounts' components for both the general budget and government units' budgets through:
  - a. Classifying current expenditure programs at the level of activity in 2011.
  - b. Classifying current and capital expenditures at the lower level of the functional classification in 2012 and 2013.
  - c. Classifying budget programs at the level of sub-program in 2014.
  - d. Classifying the budget at the level of the directorate based on the organizational classification in 2014.
4. Giving more attention to the analytical side of public expenditures through studying public expenditures for five main sectors in 2011.
5. Measuring achievement in capital projects of ministries, government department and units at governorate level to reinforce the decentralization approach.

6. Upgrading the content and format of the annual General Budget Law (GBL) in accordance with the advanced phases of ROB concept. It is planned that the 2012 GBL will come out according to the new orientation.
7. Distribute appropriations of programs according to gender and child in the budgets of 2011 and 2012.
8. Prepare the documents of “Budget in Brief” for 2011 and “Citizen’s Guide to the Budget” for 2011, in addition to translating the “Budget in Brief” document into English.

**Third: Consolidating GBD institutional capacities through:**

1. Raising the efficiency of GBD human resources and familiarize them with the experiences of leading countries on budget’s new concepts.
  2. Improving GBD internal work environment.
  3. Transferring knowledge to ministries, government departments and units towards the effective application of the new budget concepts, in addition to starting the training of all ministries and government departments on using the GFMIS in 2011.
-

## Key Concepts

<b>Government Department</b>	Any ministry, department, authority, or public entity whose budget is part of the general budget.
<b>Government Unit</b>	Any entity, public corporation, authority, or independent public institution whose budget is part of the Government Units' Budget.
<b>General Budget</b>	The government's plan for the coming fiscal year to achieve the national goals within a Medium-term Fiscal Framework (MTFF).
<b>Fiscal Year</b>	The year that begins in the first of January and ends in the 31 <sup>st</sup> of December of the same year.
<b>Public Revenues</b>	All taxes, fees, revenues, profits, surplus, grants, and other funds entering the public treasury.
<b>Public Expenditures</b>	Funds allocated to government departments (ceilings) to finance all their current and capital expenditures according to the annual General Budget Law.
<b>Expected Results</b>	Benefits expected from public expenditures.
<b>Medium-term Fiscal Framework (MTFF)</b>	Government's fiscal plan and policy in the medium term, based on projections of the national economy and a number of assumptions and expectations of key economic indicators.
<b>Medium-term Expenditure Framework (MTEF)</b>	Government's detailed plan for projected public expenditures over the medium term.
<b>Manpower Tables</b>	Tables that identify the number of jobs, titles, grades and/or salaries for government departments and units according to the provisions of the effective legislations.
<b>Chart of Accounts</b>	A set of accounting codes on the coherent and consistent registration and classification of transactions in the government financial system.

# Statistical Appendix

**Table No.(1)  
Summary of the General Budget for the Fiscal Year 2010**

(In Thousand JDs)

Description	Amount	Description	Amount
<b>Revenues</b>		<b>Expenditure</b>	
Domestic Revenues	<b>4445085</b>	<b>Current Expenditure</b>	<b>4499478</b>
Tax-Revenues	3020459	Civil Services	1099668
Non-tax Revenues	1424626	Military Services	1676400
		<b>Other Expenditure such as:</b>	1723410
Foreign Grants	<b>330000</b>	Pension and Compensations	755000
		Public Debt Interests	470000
		Food Subsidy	75000
		Government Institutions Subsidy	160833
		<b>Capital Expenditure</b>	<b>960714</b>
		Continuous Projects	366347
		Ongoing Projects	544863
		New Projects	49504
<b>Total Public Revenues</b>	<b>4775085</b>	<b>Total Public Expenditure</b>	<b>5460192</b>
<b>Budget Deficit</b>	<b>685107</b>		
<b>Financing Budget</b>			
Sources	Amount	Uses	Amount
Foreign Loans for financing capital projects	76214	Repayment of Budget Deficit	685107
International Institutions' Loans to support the budget	20292	Repayment of due domestic loans installments	700
Domestic Loans	5263625	Repayment of due foreign loans installments	336324
		Central Bank debt bonds depreciation	80000
		Domestic Debt amortizations	4258000
<b>Total</b>	<b>5360131</b>	<b>Total</b>	<b>5360131</b>

**Table No. (2)**  
**Summary of Supplementary Budget Law No.(1) for 2010**

(In JDs)

Amount	Description	Amount	Description
<b>Revenues</b>		<b>Expenditures</b>	
0	Domestic Revenues	157000000	Current Expenditures
0	Foreign Grants	<b>3000000</b>	Capital Expenditures
		3000000	Treasury
<b>0</b>	<b>Total Revenues</b>	<b>160000000</b>	<b>Total Expenditures</b>
<b>160000000</b>	<b>Supplementary Deficit</b>		
<b>Financing Budget</b>			
Amount	Sources	Amount	Uses
160000000	Domestic Loans	160000000	Expected Supplementary deficit
<b>160000000</b>	<b>Total</b>	<b>160000000</b>	<b>Total</b>

**Table No. (3)**  
**Summary of Supplementary Budget Law No.(2) for 2010**

(In JDs)

Description	Amount	Description	Amount
<b>Revenues</b>		<b>Expenditures</b>	
<b>250000000</b>	<b>Domestic Revenues</b>	286400000	Current Expenditures
105000000	Tax- revenues	<b>63600000</b>	Capital Expenditures
145000000	Non-tax revenues	63600000	Treasury
100000000	Foreign Grants		
<b>350000000</b>	<b>Total Revenues</b>	<b>350000000</b>	<b>Total Expenditures</b>

**Table No.(4)****Summary of Functional Classification of Estimated Public Expenditures According to Functional Divisions for the Fiscal Year 2010**

(In JDs)

Code	Functional Divison	Current Expenditures	Capital Expenditures	Total
701	General Public Services	891248000	67895000	959143000
702	Defense	953000000	18600000	971600000
703	Public Order and General Safety Affairs	668180000	95117000	763297000
704	Economic Affairs	109303000	357368000	466671000
705	Environment Protection	1167000	24186000	25353000
706	Housing and Society Facilities	108262000	165006000	273268000
707	Health	487882000	157309000	645191000
708	Entertainment, Culture and Religious Affairs	87882000	36286000	124168000
709	Education	585482000	72773000	658255000
710	Social Protection	1050472000	32774000	1083246000
<b>Total</b>		<b>4942878000</b>	<b>1027314000</b>	<b>5970192000</b>

**Table No.(5)****Total Capital Expenditure According to governorate for the year 2010**

(In JDs)

<b>Governorate</b>		<b>Estimated 2010</b>	<b>Re-estimated 2010</b>
11	Center	610046350	589947833
21	Irbid	46899273	44857527
22	Mafraq	26400082	23684216
23	Jarash	17131508	16177652
24	Ajloun	9666961	9982105
31	The Capital	125526410	122902025
32	Balqa'	28975651	28741620
33	Zarqa	40652175	38423175
34	Madaba	15787380	16044713
41	Karak	24838810	23958762
42	Maan	26307310	22357840
43	Tafila	17868058	15176156
44	Aqaba	37214032	36551376
<b>Total</b>		<b>1027314000</b>	<b>988805000</b>



Table No.(6/1)

## List of the most important capital projects for the year 2010

(In JDs)

No.	Project Name	Estimated 2010
1	Expropriations	50910000
2	Desi Water Conveyance	50250000
3	Amman Ring Road	29000000
4	Medicines and medical consumptions	28349000
5	Completing Queen Alia International Airport/Second Stage	25000000
6	Aqaba New Hospital	22100000
7	Maintaining and Repairing Buildings	20200000
8	Strategy for Developing Jordan Railways	18250000
9	The National Program for Governmental Buildings	16783000
10	King Abdullah II Gardens/Al-Quesmeh	16000000
11	American grant projects/Local currency	15000000
12	Support the Atomic energy Commission projects	15000000
13	Productivity reinforcement project	12100000
14	Maintaining, sustaining and updating border centers	11220000
15	Military Academy	11000000
16	Support the Higher Council of Civil Defense	11000000
17	Developing and renewing the heavy duty machines	10000000
18	Infrastructure for the city of King Abdullah Bin Abd Al-Azeez / Zarqa	10000000
19	Support Jordanian Government universities	10000000
20	Building 25 basic schools	9500000
21	Establishing children hospital	9220000
22	Expanding Al-Basheer Hospital	8830000
23	Water Authority projects/American Grant(local Currency)	8000000
24	School Nutrition	7900000
25	Develop and update the public defence entities	7800000
26	Regional and local development	7600000
27	Roads Maintenance Program Administration Project	7330000
28	Establishment of Al Mafraq Hospital	7000000
29	Requalifying Sahrawi Road-Amman -Ras annkup	7000000
30	Irbid Ring Road	7000000
31	Development of third tourist project	6800000
32	Completing King Abdullah II gardens in Irbid	6750000
33	Other Projects Approved by the Cabinet	6700000
34	Zarqa New Hospital	6600000
35	Supporting the projects of Radio and Television Corporation	6000000
36	Public Security Program Administration Project	6000000
37	Buildings development and modernization	6000000
38	Establishment of Jerash and Ajloun Hospital	5500000
39	Ensuring the social security of farmers	5500000
40	Maintenance and Updating Hospitals	5455000
41	Social Safety Package Project	5100000
42	Developing and renewing the buildings	5000000
43	Developing and renewing the heavy duty machines	5000000
44	Infrastructure for Irbid and Mafraq- Al-Hussein Bin Talal Economic Area	5000000
45	Establishing the housing city in Ma'an	5000000
46	Supporting the projects of Jordan Enterprise Development Corporation	5000000
47	Sewerage project of Al-Mazar/Mu'ta/Al-Adnaniyeh/Developmental	5000000
48	Road to Al-Durrah border center	4727000
49	Including new categories in the health insurance umbrella	4500000

**Table No.(6/2)**  
**List of the most significant capital projects for 2010**

**(In JDs)**

<b>No.</b>	<b>Name of the Project</b>	<b>Estimated 2010</b>
50	Complete the establishment of civil defence academy building	4000000
51	Germany-Jordanian University	4000000
52	Support Development Zones Commission	4000000
53	Al-Mafraq-Irbid Road	4000000
54	Al-Hashemeh - Balamah - Zanyah area including the expansion area	4000000
55	Purchasing Contract of New Licenses and Software	3960000
56	Al Wehdah Dam	3937000
57	Generating electricity from solar cells with 1 mw capacity	3700000
58	Completing Alkarak/Alqetraneh Road Including Alkarak Entry	3583000
59	Updation of medical and non-medical spare parts and furniture	3500000
60	Equipments and furniture development and modernization	3500000
61	Supporting the projects of Prince Hamza Hospital	3500000
62	Establish Salt surgical hospital / public	3500000
63	Roads maintenance program management project	3275000
64	Establish poor families housings	3250725
65	Supreme Judge Department building	3250000
66	Devices and supplies development and modernization	3100000
67	Supporting the projects of Atomic Energy Commission	3000000
68	Reorganize and develop Zarqa city ( Ghwreh and Jana'a)	3000000
69	Higher board for Handicapped care	3000000
70	Tafila circle road	3000000
71	Lighten main and opened roads	3000000
72	Improve and implement Muthalth Umm Al Na'j intersection	3000000
73	Complete Tafila/ Al-Hasa road	3000000
74	Urban villages project in the kingdom's governorates	3000000
75	Sewerage project of west Jarash villages/ developmental	3000000
76	Establishing school buildings for (Decent housing for decent life) project	3000000
77	Establish the northern badia hospital	3000000
78	Completion of the Government Educational Network and Sites	2936000
79	Education Development Towards Knowledge Economy (The Second Stage)	2805000
80	Buildings development and renovation project	2800000
81	Operating, maintaining, and sustaining King Abdullah Canal	2800000
82	Equip and furnish Aqaba hospital	2800000
83	Jordanian Airport Company/Queen Alia International Airport	2700000
84	Supporting the projects of Jordan Olympic Committee	2500000
85	Higher Board for Handicapped Care	2500000
86	GFMIS	2500000
87	Executing South and North Shouneh (Kremeh Area)	2500000
88	Public Safety on Roads	2500000
89	Managing the natural resources for Karak and At-Tafila governorates - 2nd stage	2451000
90	Encouraging the establishment Natural Gas Distribution Network in many Cities in the Kingdom	2410000
91	Rehabilitate the irrigation of Al Zarqaa Triangle	2255000
92	Establishing the building of Justice Palace in Zarqa	2250000
93	Improving the Royal Road	2250000
94	Feasibility Studies	2200000
95	Issuing Official Documents Program Administration Project	2180000
96	Expanding Al Karak Hospital	2150000
97	Petra developmental and Region Authority	2000000
98	Infrastructure for Ma'an Development and Economic Zone	2000000
99	Infrastructure for the development of dead sea eastern beach	2000000
100	Education Development Towards Knowledge Economy (The Second Stage)	2000000

**Table No.(6/3)**  
**List of the most significant capital projects for 2010**

**(In JDs)**

<b>No.</b>	<b>Name of the Project</b>	<b>Estimated 2010</b>
101	The National Scheme for Land Usage	2000000
102	Secondary and urban roads maintenance project	2000000
103	Agricultural roads maintenance project	2000000
104	Enhancing the Entry of Mu'ta University	2000000
105	Establish and improve rural and secondary roads	2000000
106	Agricultural roads	2000000
107	Water projects in poor areas including modernizing water network in Souf/Water Authority	2000000
108	Developmental Economic Areas Service	2000000
109	Accommodating Iraqi students	2000000
110	Updating the Medical Equipments in the Hospitals	2000000
111	Vocational Training	2000000
112	Establish new building for the Ministry	2000000
113	Kufranjeh Dam	1999000
114	Wahedi Dam	1950000
115	Establish residential city in Tafila	1800000
116	Support the projects of Jordan Investment Board	1800000
117	Establishing Justice Palace building in Ajloun	1760000
118	Establishment of Criminal Courts building	1750000
119	Establish Justice Palace Building in Madaba	1700000
120	Development of Salt downtown	1700000
121	Knowledge Development towards Knowledge Economy	1650000
122	Constructing the building of the Civil Service Bureau	1600000
123	Support the projects of Awqaf and Islamic Affairs and Holy Places	1600000
124	License plates factory project	1500000
125	Equipments and furniture development and modernization	1500000
126	Supplies and equipment	1500000
127	Establishing King Abdullah Center for Culture and Arts	1500000
128	Requalifying Bridges and Water Sources	1500000
129	Transport development studies	1500000
130	Operating, maintaining and sustaining dams	1424000
131	Expropriations	1300000
132	Bahrain channel	1300000
133	Development of Wadi Arabah	1250000
134	Shaydhm Valley Dam	1180000
135	Lands and Rural Development Program Management Project	1127000
136	Establishing and Enhancing the Outlet Roads	1114000
137	Establishing the building of Justice Palace in Rusaifa	1079000
138	Support the projects of Jordanian Royalty for Films	1000000
139	Buildings Update project	1000000
140	Communications and telecommunications	1000000
141	Building for general directorate of Gendarmerie forces	1000000
142	Exploring crude phosphate	1000000
143	Cameras and CCTV system	1000000
144	Establishing Madaba - Jalool Airport Road	1000000
145	Almujeb Bridge Protections	1000000
146	Completing Um albasateen-Um alamad Road and Um Albasateen	1000000
147	Establishing Alhssain Bin Talal University and Ma'an Detour	1000000
148	Establishing the environmental police	1000000
149	Supporting the Needy Student Fund	1000000
150	Hotel services for hospitals	1000000
<b>Total</b>		<b>75083000</b>

Table No. (7)

## Developments in General Budget Performance during the years 2001-2010

In Million JDs

Description	Actual	Actual	Actual	Actual	Actual	Actual	Actual	Actual	Actual	Actual
	2001	2002	2003	2004	2005	2006	2007	2008	2009	2010
Domestic Revenues	1,658.6	1,644.1	1,675.6	2,147.2	2,561.8	3,164.5	3,628.1	4,375.3	4,142.7	4,260.1
Tax revenues	996.4	1,000.3	1,083.2	1,428.8	1,765.8	2,133.5	2,472.1	2,751.2	2,880.0	2,985.1
Non-tax revenues	662.2	643.8	592.4	718.4	796.0	1,031.0	1,156.0	1,624.1	1,262.7	1,275.0
Foreign Grants	433.4	531.9	937.4	811.3	500.3	304.6	343.4	718.3	333.4	401.7
Total Public Revenues	2,092.0	2,176.0	2,613.0	2,958.5	3,062.1	3,469.1	3,971.5	5,093.6	4,476.1	4,661.8
Current Expenditures	1,912.5	1,899.9	2,163.7	2,377.8	2,908.0	3,118.1	3,743.9	4,473.4	4,586.0	4,745.4
Capital Expenditures	403.8	496.3	646.1	802.7	630.9	794.1	842.6	958.5	1,444.6	962.8
Total Public Expenditures	2,316.3	2,396.2	2,809.8	3,180.5	3,538.9	3,912.2	4,586.5	5,431.9	6,030.6	5,708.2
General Budget Deficit										
After Grants	224.3-	220.2-	196.8-	222.0-	476.8-	443.1-	615.0-	338.3-	1,554.5-	1,046.4-
Before Grants	657.7-	712.1-	1,134.2-	1,033.3-	977.1-	747.7-	958.4-	1,056.6-	1,887.9-	1,448.1-
General Budget Deficit in percent of the GDP										
After Grants	-3.5%	-3.2%	-2.7%	-2.7%	-5.3%	-4.0%	-4.9%	-2.1%	-8.7%	-5.4%
Before Grants	-10.3%	-10.5%	-15.7%	-12.8%	-10.9%	-6.7%	-7.6%	-6.6%	-10.6%	-7.4%
GDP in current prices	6,363.0	6,779.0	7,229.0	8,091.0	8,925.0	11,093.0	12,596.0	16,108.0	17,815.6	19,527.9
Net public debt	6.122	6.685	7.096	7.183	7.494	7.350	8.199	8.551	9,660.0	10,706.4
of GDP %	96.21%	98.61%	98.16%	88.78%	83.97%	66.26%	65.09%	53.09%	54.22%	54.8%
Solvency Indicators										
Percentage of public revenues of GDP	32.9%	32.1%	36.1%	36.6%	34.3%	31.3%	31.5%	31.6%	25.1%	23.9%
Percentage of domestic revenues of GDP	26.1%	24.3%	23.2%	26.5%	28.7%	28.5%	28.8%	27.2%	23.3%	21.8%
Percentage of foreign grants of GDP	6.8%	7.3%	13.0%	10.0%	5.6%	2.7%	2.7%	4.5%	1.9%	2.1%
Percentage of public expenditure of GDP	36.4%	35.3%	38.9%	39.3%	39.7%	35.3%	36.4%	33.7%	33.9%	29.2%
Percentage of current expenditure of GDP	30.1%	28.0%	29.9%	29.4%	32.6%	28.1%	29.7%	27.8%	25.7%	24.3%
Percentage of capital expenditure of GDP	6.3%	7.3%	8.9%	9.9%	7.1%	7.2%	6.7%	6.0%	8.1%	4.9%
Percentage of capital expenditure of public expenditures	17.4%	20.7%	23.0%	25.2%	17.8%	20.3%	18.4%	17.6%	24.0%	16.9%
Coverage of domestic revenues of public expenditures	71.6%	68.6%	59.6%	67.5%	72.4%	80.9%	79.1%	80.5%	68.7%	74.6%
Coverage of domestic revenues of current expenditures	86.7%	86.5%	77.4%	90.3%	88.1%	101.5%	96.9%	97.8%	90.3%	89.8%
Percentage of public expenditure growth	5.91%	3.45%	17.26%	13.19%	11.27%	10.55%	17.24%	18.4%	11.0%	-5.3%
Percentage of current expenditure growth	3.31%	-0.66%	13.88%	9.90%	22.30%	7.22%	20.07%	19.5%	2.5%	3.5%
Percentage of capital expenditure growth	20.25%	22.91%	30.18%	24.24%	-21.40%	25.87%	6.11%	13.8%	50.7%	-33.4%
Percentage of domestic revenues growth	4.18%	-0.87%	1.92%	28.15%	19.31%	23.53%	14.65%	20.6%	-5.3%	2.8%
Percentage of foreign grants growth	10.79%	22.73%	76.24%	-13.45%	-38.33%	-39.12%	12.74%	109.2%	-53.6%	20.5%
Percentage of public revenues growth	5.48%	4.02%	20.08%	13.22%	3.50%	13.29%	14.48%	28.3%	-12.1%	4.1%
GDP growth in current prices	6.2%	6.5%	6.6%	11.9%	10.3%	24.3%	13.5%	27.9%	10.6%	9.6%
Grants coverage of public expenditures	18.7%	20.5%	33.4%	25.5%	14.1%	7.8%	7.5%	13.2%	5.5%	7.0%

Foreign grants for the year 2002 do not include (40) million JDs transferred from privatization proceeds to the economic transformation program

**Table No. (8)**  
**Consolidated Summary of the Government Units' Budgets for the Fiscal Year 2010**

(In Thousand JDs)

Current Budget			
Description	Amount	Description	Amount
<b>Revenues</b>		<b>Expenditures</b>	
Goods and Services selling revenues	1038961000	<b>Current Expenditures</b>	<b>881520710</b>
Property Income Revenues	12593000	Compensations of Employees	254564922
Different Revenues	214720440	Goods and Services Usage	450893526
Government subsidy	251008000	Domestic and Foreign Loans Interests	61459000.0
Foreign grants	42360500	Social Assistances	72300900
		<b>Capital Expenditures</b>	<b>1033117507</b>
		Financed by Self-Revenues	6105203007
		Financed by government subsidy	90175000
		Financed by loans	285379000
		Financed by grants	42360500
<b>Total revenues</b>	<b>1559642940.0</b>	<b>Total Expenditure</b>	<b>1914638217</b>
<b>Budget deficit</b>	<b>-354995277.0</b>		
Consolidated Financing Budget			
Sources	Amount	Uses	Amount
Total Surplus before financing	212390850	Total Deficit before financing	567386127
Foreign Loans to finance capital projects	285379000	Repayment of due domestic loans installments	79959850
Domestic Loans Withdrawals	330159417	Repayment of due foreign loans installments	28841000
Using Reserves for repayment of obligations	280498709	Transferring the surplus of government units to treasury	217643000
Personnel Housing Loans Installments	180000	Reserves for repayment of obligations	200274999
Other	3000000	Housing Loans given to Personnel	2654000
		other	14849000
<b>Total sources</b>	<b>1111607976</b>	<b>Total Uses</b>	<b>1111607976</b>

\* Including capital expenditure financed by revenues and/or reserves and/ or domestic loans

Table No.(9/1)

## Developments of government units' budgets for the years 2001-2008

(In Million JDs)

Description	2001	2002	2003	2004	2005	2006	2007	2008
<b>Overall revenues</b>	<b>394.5</b>	<b>464</b>	<b>635.7</b>	<b>604.1</b>	<b>642.8</b>	<b>876.8</b>	<b>1194</b>	<b>1498</b>
Current Revenues	242.3	269.8	300.1	369.9	385.7	500.8	919.9	1085
Capital Revenues	29.4	69.3	158.8	37.9	39.6	128.2	65.8	51.77
Government subsidy	48.7	60.5	62.9	64.6	59.4	63.7	63.2	177.7
Government contribution in developmental projects	43.4	48.9	31.1	17.2	60.8	63.7	75.8	135.2
Other Grants and Donations	28.9	10.3	21.2	48.8	79.3	66.7	41.1	22.58
Appropriations of loans allocated within the Ministry of Planning	0	0	0.2	0.1	0.2	0	0	0
Social Safety Package Support	0.3	1.2	0	0.1	2.4	2.2	2.5	2.67
Contribution of the National Fund for Youth Movement Support	0	0	0	0.7	1	3.4	3.6	4
Other	1.5	4	61.4	64.8	14.4	48.1	21.8	18.85
<b>Total Spending</b>	<b>388</b>	<b>419</b>	<b>477</b>	<b>499</b>	<b>566</b>	<b>576</b>	<b>1062</b>	<b>1350</b>
<b>Current Expenditures</b>	<b>210</b>	<b>241.2</b>	<b>245.6</b>	<b>257.2</b>	<b>282.9</b>	<b>312</b>	<b>681.9</b>	<b>801.2</b>
Salaries, wages and allowances	64.8	74.4	78.1	85.7	88.2	97.4	135.4	180.8
Operational Expenditures	93.1	108.1	109.9	117	132.1	155	456.1	508.3
Transfer Expenditures	52	58.4	57.3	54.3	62.4	59.1	90.3	110.9
Other expenditures(non-ordinary)	0.1	0.3	0.3	0.2	0.2	0.5	0.1	1.23
<b>Capital Expenditures</b>	<b>177.6</b>	<b>177.7</b>	<b>231.4</b>	<b>241.3</b>	<b>282.9</b>	<b>264.2</b>	<b>380</b>	<b>548.5</b>
Self- financed projects	94.5	130	121.3	108.7	176.6	181.3	283.1	494.7
Projects financed by loans	54.7	37.8	27.5	19.8	14.6	11.9	56.8	31.26
Projects financed by grants	28.4	9.9	82.6	112.8	91.7	71	40.1	22.58
<b>Financing budget</b>								
<b>Uses</b>	<b>172</b>	<b>192</b>	<b>283</b>	<b>166</b>	<b>209</b>	<b>397</b>	<b>382</b>	<b>795</b>
Deficit Repayment	62.8	72.5	55.2	29.9	45.4	6.7	93.2	172.7
Repayment of domestic loans installments	4.1	7.2	22.4	41.3	36	74.9	43.6	78.31
Repayment of foreign loans installments	6.7	7.6	10	4	22.6	9.4	22.3	25.73
Previous/rounded deficits	5.6	1.3	0.2	1.3	0	0	0	0
Other	92.9	102.9	195.5	89.3	104.6	305.6	223	518.1
<b>Sources</b>	<b>227</b>	<b>305</b>	<b>344</b>	<b>273</b>	<b>339</b>	<b>476</b>	<b>531</b>	<b>814</b>
Budget Surplus	90	117.6	213.9	135.5	122.4	307.4	224.9	325.4
Domestic Loans	30	30.1	50.5	40	57.9	65	81.4	207.9
Foreign Loans	34.6	37.7	23.8	13.9	12.4	6.2	53.6	58.9
Previous/rounded surpluses	68.9	119.1	53.3	59.6	107.3	95.3	137.9	57.07
Other	3.8	0.4	2.6	24.1	39.1	1.9	33.5	164.5
<b>Deficit/Surplus before financing</b>	<b>7</b>	<b>45</b>	<b>159</b>	<b>106</b>	<b>77</b>	<b>301</b>	<b>132</b>	<b>132</b>
<b>Deficit /Surplus after financing</b>	<b>55</b>	<b>113</b>	<b>61</b>	<b>107</b>	<b>131</b>	<b>79</b>	<b>149</b>	<b>149</b>

Table No. (9/2)

## Developments of government units' budgets for the years 2009-2010

In JDs

Description		Actual 2009	Re-estimate 2010
<b>Revenues</b>			
111	Taxes on income and profits	6,099,228	5,213,000
114	Taxes on goods and services	4,097,894	5,146,000
131	Foreign grants	28,215,455	29,205,000
133	Government Subsidy	306,608,630	272,846,000
141	Property Income Revenues	13,055,541	16,582,500
142	Goods and services selling revenues	996,016,827	751,570,500
145	Different revenues	156,147,525	212,297,000
<b>Total Revenues</b>		<b>1,510,241,100</b>	<b>1,292,860,000</b>
<b>Expenditures</b>			
<b>Current expenditures</b>			
211	Salaries, wages and allowances	204,554,554	222,168,203
212	Social security contributions	15,437,636	18,328,419
221	Goods and services uses	491,935,194	472,870,645
241	Foreign interests	12,746,043	15,603,000
242	Domestic interests	23,267,022	36,248,081
251	Subsidies for nonfinancial public institutions	12,995,121	13,411,000
252	Subsidies for nonfinancial private institutions	-	6,000
263	Subsidy for public government units	3,194,000	3,200,000
271	Pensions and compensations	5,683,395	5,033,842
272	Social assistances	84,883,245	82,179,900
282	Other different expenditures	15,782,976	18,614,291
311	Fixed assets	106,551	53,500
<b>Total current expenditures</b>		<b>870,585,737</b>	<b>887,716,881</b>
<b>Capital expenditures</b>			
202001	Capital - domestic financing	299,673,571	509,103,717
202002	Capital - government subsidy	142,117,316	94,708,000
203	Capital - foreign loans	101,943,556	260,389,000
204	Capital - Grants	28,215,455	26,644,000
<b>Total capital expenditures</b>		<b>571,949,898</b>	<b>890,844,717</b>
<b>Total expenditures</b>		<b>1,442,535,635</b>	<b>1,778,561,598</b>
<b>Net Deficit / Surplus before financing</b>		<b>67,705,465</b>	<b>485,701,598-</b>
<b>Consolidated financing budget</b>			
<b>Uses</b>			
5113001	Repayment of deficit before financing	162,031,538	677,470,548
5111001	Repayment of due domestic loans installments	70,600,841	103,843,850
5111002	Repayment of due foreign loans installments	27,478,617	28,792,000
5114001	Transferring the surplus of government units to the treasury	246,825,667	203,783,800
5115001		1,054,301	319,000
5119007	Reserves for the repayment of obligations	374,541,496	276,739,054
5119008	Repayment of previous obligations allocations	28,899,594	150,465,052
5119010	Housing loans given to personnel	1,364,000	2,239,000
5119999	Other	3,885,553	8,704,000
<b>Total Uses</b>		<b>916,681,607</b>	<b>1,452,356,304</b>
<b>Sources</b>			
4113001	Budget surplus before financing	229,737,003	191,768,950
4111001	Foreign loans for financing capital projects	69,388,401	290,077,000
411002	Foreign loans withdrawals	319,003,962	590,994,317
4119004	Using reserves for repayment of obligations	294,574,841	376,416,037
4119006	Personnel housing loans installments	176,400	100,000
4119999	Other	3,801,000	3,000,000
<b>Total sources</b>		<b>916,681,607</b>	<b>1,452,356,304</b>
<b>Deficit / surplus after financing</b>		<b>0</b>	<b>0</b>

**Table No. (10)**  
**Total Jobs of the Government Ministries and Departments for the Year 2010**

.No	Chapter	Number for the year 2009	Creations			Cancel		Transfer		Civil service regulation transfer/special		Number for the year 2010
			New	for fixation purposes	filled by transfer	Transfer	Vacancies	(-)	(+)	(-)	(+)	
<b>A- According to Civil Service Regulation</b>												
0 101	The Hashemite Royal Court	279	0	0	0	0	0	0	0	0	0	279
0 201	Parliament	686	0	0	0	0	0	6	0	0	0	680
0 301	The Cabinet and Prime Minister's Office	22	0	0	0	0	0	0	0	0	0	22
0 302	Prime Ministry/Opinion and Legislation Bureau	7	0	0	0	0	0	0	0	0	0	7
0 303	Prime Ministry/Joint Procurement Department	63	0	0	0	0	0	0	1	0	0	64
0 304	Prime Ministry/Jordan News Agency	285	0	0	1	0	0	1	1	157	0	129
0 380	Ministry of Parliament Affairs	0	36	0	0	0	0	0	1	0	0	37
0 401	Audit Department	2	0	0	0	0	0	0	0	0	0	2
0 501	Ministry of Public Sector Development	99	0	0	0	0	1	0	1	0	0	99
0 601	Civil Service Bureau	277	7	0	0	0	9	1	1	0	0	275
0 701	Ministry of Political Development	59	0	0	0	0	0	0	0	0	1	60
0 901	Jordan Royal Geographic Center	275	0	0	0	0	4	7	0	0	0	264
1001	Ministry of Interior	1239	0	0	0	0	3	0	0	53	8	1191
1002	Ministry of Interior/Civil Status and Passports Department	1069	0	0	0	0	18	2	0	0	0	1049
1101	Ministry of Justice	4263	0	0	2	1	4	2	0	0	0	4258
1201	Jordan Judicial Institute	1022	0	0	5	0	19	1	20	0	0	1027
1301	Ministry of Foreign Affairs	265	0	0	3	0	1	0	14	0	0	281
1401	Palestinian Affairs Department	149	0	0	0	0	3	0	0	0	0	146
1501	Ministry of Finance	1208	0	0	2	0	0	2	7	0	0	1215
1502	Ministry of Finance/General Budget Department	157	0	0	0	0	8	0	0	0	0	149
1504	Finance/Lands and Survey Department	1776	0	10	1	0	148	0	9	0	1	1649
1505	Ministry of Finance/Public Supplies Department	121	1	0	0	0	1	4	0	0	1	118
1506	Ministry of Finance/Income and Sales Tax Department	1667	0	0	4	0	2	1	10	0	1	1679
1601	Ministry of Trade and Industry	753	0	0	1	0	23	3	10	0	0	738
1602	Ministry of Trade and Industry/Companies Control Department	162	0	0	1	0	0	0	2	0	0	165
1701	Ministry of Planning/National Planning Council	184	0	0	1	0	0	0	2	0	0	187
1702	Ministry of Planning/Public Statistics Department	685	0	0	0	0	10	3	1	0	0	673
1801	Ministry of Tourism and Antiquities/Tourism	371	0	0	0	0	8	12	1	0	0	352
1802	Ministry of Tourism and Antiquities/Public Antiquities Department	1230	0	1	1	0	2	2	0	0	0	1228
1901	Ministry of Municipal Affairs	760	0	31	1	1	48	2	0	0	0	741
2001	Ministry of Energy and Mineral Resources	497	0	0	0	0	56	0	0	0	0	441
2002	Ministry of Energy and Mineral Resources/Natural Resources Authority	780	0	4	0	0	71	1	0	0	0	712
2101	Ministry of Public Works and Housing	5321	0	166	5	0	219	51	14	0	0	5236
2102	Ministry of Public Works/Government Tenders Department	131	0	0	0	0	5	2	5	0	0	129
2103	Ministry of Public Works/Government Buildings Department	1398	0	0	4	0	10	11	58	0	0	1439
2201	Ministry of Agriculture	6569	0	302	1	5	87	4	5	0	0	6781
2301	Ministry Water and Irrigation	179	0	0	3	4	4	0	2	0	0	176
2302	Ministry of Water and Irrigation/Jordan Valley Authority	1823	0	0	2	7	93	4	1	0	0	1722
2401	Ministry of Environment	211	0	1	0	0	4	0	0	0	0	208
2501	Ministry of Education	99933	4041	0	3	7	2741	17	17	0	1	101230
2601	Ministry of High Education and Scientific Research	500	0	0	9	1	79	10	0	0	0	419
2701	Ministry of Health	29030	1030	276	5	9	530	2	1	0	0	29801
2801	Ministry of Social Development	2879	0	0	1	0	32	0	2	0	1	2851
2901	Ministry of Labor	527	0	0	2	0	17	0	3	0	0	515
3001	Ministry of Culture	364	0	0	0	1	9	10	7	0	0	351
3002	Ministry of Culture/Press and Publication Department	125	1	0	0	0	4	2	3	0	0	123
3003	Ministry of Culture/National Library	114	0	0	0	0	0	4	2	0	0	112
3101	Ministry of Transport	150	20	0	2	0	4	0	0	0	0	168
3103	Ministry of Transport/Meteorology Department	302	0	0	0	0	6	1	0	0	0	295
3201	Ministry of Communications and Information Technology	1773	0	0	0	1	27	33	0	0	1	1713
<b>Total</b>		<b>171741</b>	<b>5136</b>	<b>791</b>	<b>60</b>	<b>37</b>	<b>4310</b>	<b>201</b>	<b>201</b>	<b>210</b>	<b>15</b>	<b>173186</b>
<b>B- According to Special Regulations</b>												
0 101	The Hashemite Royal Court	18	0	0	0	0	0	0	0	0	0	18
0 301	Prime Ministry	319	39	0	0	1	0	1	0	7	0	349
0 302	Prime Ministry/Opinion and Legislation Bureau	69	0	0	0	0	0	0	0	0	0	69
0 304	Prime Ministry/Joint Procurement Department	0	0	0	0	0	0	0	0	0	157	157
0 350	Ombudsman Bureau	65	0	0	0	0	0	0	0	0	0	65
0 401	Audit Department	715	0	0	0	0	20	0	1	0	0	696
1001	Ministry of Interior	421	0	0	0	0	4	0	0	8	53	462
1101	Ministry of Justice	880	0	0	0	0	0	0	0	0	0	880
1201	Supreme Judge Department	192	0	0	0	0	0	0	0	0	0	192
1301	Ministry of Foreign Affairs	310	0	0	0	0	0	0	0	0	0	310
1503	Ministry of Finance/Customs Department	2834	30	0	0	0	13	0	0	0	0	2851
<b>Total</b>		<b>5823</b>	<b>69</b>	<b>0</b>	<b>0</b>	<b>1</b>	<b>37</b>	<b>1</b>	<b>1</b>	<b>15</b>	<b>210</b>	<b>6049</b>
<b>Overall</b>		<b>177564</b>	<b>5205</b>	<b>791</b>	<b>60</b>	<b>38</b>	<b>4347</b>	<b>202</b>	<b>202</b>	<b>225</b>	<b>225</b>	<b>179235</b>



**Table No. (11)**  
**Total Jobs of the Government Units for the Year 2010**

No.	Chapter	Number for the year 2009	Creations			Cancel		Transfer		Civil service regulation transfer/special		Number for the year 2010
			New	for fixation purposes	Filled by transfer	Transfer	Vacancies	(-)	(+)	(-)	(+)	
<b>A- According to Civil Service Regulation</b>												
8102	Water Authority	6499	0	0	12	17	56	0	0	0	0	6438
8104	Ports Corporation	692	0	0	0	0	41	0	0	0	0	651
8105	Aqaba Railways Corporation	615	1	9	0	2	40	0	0	0	0	583
8107	Housing and Urban Development Corporation	474	0	0	2	0	15	0	0	0	0	461
8109	Free Zones Corporation	1451	0	0	0	1	9	0	0	0	0	1441
8110	Civil Consumer Corporation	1629	0	3	0	5	42	0	1	0	0	1586
8111	Vocational Training Corporation	7065	0	0	0	9	244	4	0	0	0	6808
8114	Ministry of Awqaf and Islamic Affairs	156	0	0	0	5	0	0	0	0	0	151
8115	Jordan Hejaz Railways	64	0	0	1	0	8	0	0	0	0	57
8116	Postal Saving Fund	35	0	0	0	0	0	0	0	0	0	35
8117	Jordan Academy of Arabic Language	89	0	0	0	0	5	0	0	0	0	84
8120	National Training Institute	377	0	0	0	3	29	0	0	0	0	345
8124	National Aid Fund	1	0	0	0	0	0	0	0	0	0	1
8128	Jordan Institution for Standards and Metrology	177	0	0	0	1	16	0	0	0	0	160
8134	Jordan Cooperative Corporation	1382	0	0	2	2	28	0	0	0	0	1354
8135	Higher Council for Youth	53	0	0	0	0	0	0	0	0	0	53
8136	Awqaf Funds Development Institution	1	0	0	0	0	0	0	0	0	0	1
8138	Maritime Authority	1	0	0	0	0	0	0	0	0	0	1
8141	National Fund for the Support of Youth Movement	530	0	0	16	3	9	0	0	0	0	534
8144	Jordan Food and Drug Administration	28	0	0	0	0	0	0	0	0	0	28
8151	Aqaba Economic Private Zone Authority	127	0	0	0	0	0	0	0	0	0	127
8152	Civil Aviation Regulatory Commission	12	0	0	0	0	0	0	0	0	0	12
8153	Global Health Council	151	0	0	2	0	0	0	4	0	0	157
8160	Ifta' Department	1231	0	0	0	0	130	1	0	0	0	1100
8163	Aqaba Development Corporation	79	0	0	3	9	0	0	0	0	0	73
8170	Prince Hamza Hospital	0	500	0	0	0	0	0	0	0	0	500
<b>Total</b>		<b>22919</b>	<b>501</b>	<b>12</b>	<b>38</b>	<b>57</b>	<b>672</b>	<b>5</b>	<b>5</b>	<b>0</b>	<b>0</b>	<b>22741</b>
<b>B- According to Special Regulations</b>												
8121	Jordan Investment Board	147	0	0	0	0	32	0	0	0	0	115
8122	Development and Employment Fund	116	0	0	0	0	0	0	0	0	0	116
8124	Jordan Institution for Standards and Metrology	376	0	0	0	3	0	0	0	0	0	373
8126	Telecommunication Regulatory Commission	211	0	0	0	0	0	0	0	0	0	211
8127	Radio and Television Corporation	1590	0	0	0	0	0	0	0	0	0	1590
8129	Petra Developmental and Tourism Region Authority	326	146	0	0	0	0	0	0	0	0	472
8131	Public Transport Regulatory Commission	137	0	0	0	0	0	0	0	0	0	137
8132	Electricity Regulatory Commission	99	0	0	0	0	0	0	0	0	0	99
8133	Jordan Atomic Energy Commission	149	0	0	0	0	0	0	0	0	0	149
8136	Maritime Authority	70	0	0	0	0	0	0	0	0	0	70
8138	Higher Council for Media	35	0	0	0	0	3	0	0	0	0	32
8139	National Fund for the Support of Youth Movement	52	0	0	0	0	0	0	0	0	0	52
8140	Audiovisual Commission	98	0	0	0	0	0	0	0	0	0	98
8142	National Information Technology Center	122	0	0	0	0	0	0	0	0	0	122
8143	Insurance Commission	181	0	0	0	0	0	0	0	0	0	181
8146	Securities Commission	114	0	0	0	0	0	0	0	0	0	114
8147	Jordan Enterprise Development Corporation	51	0	0	0	0	0	0	0	0	0	51
8148	Coordinative Commission for Social Solidarity	232	0	0	0	0	0	0	0	0	0	232
8151	Radiology and Atomic Regulatory Commission	454	0	0	0	0	0	0	0	0	0	454
8153	Civil Aviation Regulatory Commission	37	0	0	0	0	0	0	0	0	0	37
8168	Economic and Social Council	0	20	0	0	0	0	0	0	0	0	20
<b>Total</b>		<b>4597</b>	<b>166</b>	<b>0</b>	<b>0</b>	<b>3</b>	<b>35</b>	<b>0</b>	<b>0</b>	<b>0</b>	<b>0</b>	<b>4725</b>
<b>Overall</b>		<b>27516</b>	<b>667</b>	<b>12</b>	<b>38</b>	<b>60</b>	<b>707</b>	<b>5</b>	<b>5</b>	<b>0</b>	<b>0</b>	<b>27466</b>

**Table No. (12)**  
**Total Jobs for the Years 2001-2010 According to Manpower Tables of the Ministries and Departments**

No.	Chapter	2001	2002	2003	2004	2005	2006	2007	2008	2009	2010
0 101	The Hashemite Royal Court	189	185	216	233	262	291	295	297	297	297
0 201	Parliament	370	398	405	479	607	584	611	670	686	680
0 301	The Cabinet and Prime Minister's Office	239	253	228	254	262	275	290	326	341	371
0 302	Prime Ministry/Opinion and Legislation Bureau	0	0	53	55	61	78	73	77	76	76
0 303	Prime Ministry/Joint Procurement Department	0	0	0	0	33	32	47	58	63	64
0 304	Prime Ministry/Jordan News Agency	218	225	234	238	242	256	266	280	285	286
0 380	Ministry of Parliament Affairs	0	0	0	0	0	0	0	0	0	37
0 350	Ombudsman Bureau	0	0	0	0	0	0	0	44	65	65
0 401	Audit Department	575	600	599	629	631	638	647	726	717	698
0 501	Ministry of Public Sector Development	0	0	0	32	34	74	79	94	99	99
	Ministry of Administrative Development	0	26	22	0	0	0	0	0	0	0
0 601	Civil Service Bureau	130	140	147	157	158	183	190	245	277	275
	Administrative Control And Inspection Bureau	128	0	0	0	0	0	0	0	0	0
0 701	Ministry of Political Development		0	0	54	53	53	55	53	59	60
0 901	Jordan Royal Geographic Center	276	281	286	290	298	299	272	286	275	264
1001	Ministry of Interior	1288	1484	1497	1533	1536	1541	1592	1665	1660	1653
1002	Ministry of Interior/Civil Status and Passports Department	972	972	970	975	977	978	1038	1046	1069	1049
1101	Ministry of Justice	3077	3660	4202	4268	4268	4170	4384	4931	5143	5138
1201	Supreme Judge Department	655	700	729	733	833	854	1050	1135	1214	1219
	Jordan Judicial Institute	38	0	0	0	0	0	0	0	0	0
1301	Ministry of Foreign Affairs	430	430	451	472	473	473	479	548	575	591
1401	Palestinian Affairs Department	146	149	151	151	151	151	150	149	149	146
1501	Ministry of Finance	1018	1062	1072	1073	1076	1073	1094	1150	1208	1215
1502	Ministry of Finance/General Budget Department	86	95	107	123	125	125	127	133	157	149
1503	Ministry of Finance/Customs Department	2205	2289	2317	2311	2360	2831	2833	2834	2834	2851
1504	Finance/Lands and Survey Department	1399	1404	1411	1412	1442	1446	1645	1743	1776	1649
1505	Ministry of Finance/Public Supplies Department	106	106	106	114	115	114	113	117	121	118
	Ministry of Finance/Income Tax Department	1147	1170	1173	1187	0	0	0	0	0	0
	Ministry of Finance/Sales Tax Department	203	264	294	343	0	0	0	0	0	0
1506	Ministry of Finance/Income and Sales Tax Department	0	0	0	0	1535	1536	1673	1665	1667	1679
1601	Ministry of Trade and Industry	690	669	527	516	500	497	609	737	753	738
1602	Ministry of Trade and Industry/Companies Control Department	0	0	85	90	104	114	134	164	162	165
1701	Ministry of Planning/National Planning Council	198	209	215	217	217	217	205	188	184	187
1702	Ministry of Planning/Public Statistics Department	324	323	341	340	345	413	411	495	685	673
1801	Ministry of Tourism and Antiquities/Tourism	242	240	242	522	231	251	313	317	371	352
1802	Ministry of Tourism and Antiquities/Public Antiquities Department	266	270	270	269	272	265	485	676	1230	1228
1901	Ministry of Municipal Affairs	599	603	611	576	553	541	734	742	760	741
2001	Ministry of Energy and Mineral Resources	1010	985	794	753	742	694	622	587	497	441
2002	Ministry of Energy and Mineral Resources/Natural Resources Authority	472	472	468	468	468	455	699	685	780	712
2101	Ministry of Public Works and Housing	1423	1435	1436	1390	1393	1359	3304	4575	5321	5236
2102	Ministry of Public Works/Government Tenders Department	70	72	78	80	85	86	89	113	131	129
2103	Ministry of Public Works/Government Buildings Department	0	0	0	0	0	0	0	970	1398	1439
2201	Ministry of Agriculture	2688	2827	2877	2863	2865	2982	4186	4611	6569	6781
	Ministry of Agriculture/Agricultural Marketing Corporation	136	0	0	0	0	0	0	0	0	0
2301	Ministry Water and Irrigation	168	165	166	167	167	168	179	163	179	176
2302	Ministry of Water and Irrigation/Jordan Valley Authority	1604	1601	1586	1587	1583	1581	1800	1615	1823	1722
2401	Ministry of Environment	0	0	80	80	83	105	154	168	211	208
2501	Ministry of Education	72437	74168	76380	78747	84794	91306	94924	96822	99933	101230
2601	Ministry of High Education and Scientific Research	1710	1700	1143	978	949	791	708	732	500	419
2701	Ministry of Health	23634	24367	25118	25627	26432	26755	27311	28021	29030	29801
2801	Ministry of Social Development	1219	1066	1063	1145	1148	1332	2234	2451	2879	2851
2901	Ministry of Labor	384	386	392	432	433	430	452	499	527	515
	Ministry of Media	63	64	63	0	0	0	0	0	0	0
3001	Ministry of Culture	374	313	297	0	293	291	311	334	364	351
3002	Ministry of Culture/Press and Publication Department	144	142	146	143	137	133	130	125	125	123
	Ministry of Youth	821	0	0	0	0	0	0	0	0	0
3003	Ministry of Culture/National Library	80	78	78	85	85	86	86	112	114	112
3004	Ministry of Culture/Jordan Information Center	0	0	0	62	60	81	82	0	0	0
3101	Ministry of Transport	90	90	90	90	94	94	102	119	150	168
3102	Ministry of Transport/Civil Aviation Authority	1459	1454	1451	1391	1386	1270	1052	0	0	0
3103	Ministry of Transport/Meteorology Department	306	316	320	319	316	304	302	301	302	295
3201	Ministry of Communications and Information Technology	4142	4106	3384	2995	2540	2224	1915	1769	1773	1713
<b>Total</b>		<b>131648</b>	<b>134014</b>	<b>136371</b>	<b>139048</b>	<b>145807</b>	<b>152880</b>	<b>162536</b>	<b>167393</b>	<b>177564</b>	<b>179235</b>

Note: Data mentioned above are taken from the man power tables of public jobs in addition to the supplementary laws

Table No. (13)

## Total Jobs according to Manpower Tables of government units for the years 2001-2010

No.	Chapter	2001	2002	2003	2004	2005	2006	2007	2008	2009	2010
8102	Water Authority	5426	5422	5370	5317	5048	5038	5131	5763	6499	6438
8103	Ports Corporation	2543	2507	2427	2448	2442	2393	1770	1269	0	0
8104	Aqaba Railways Corporation	497	495	493	494	493	493	377	701	692	651
8105	Housing and Urban Development Corporation	310	306	305	302	301	301	604	561	615	583
106	Jordan Establishment for Investment	60	62	60	60	60	49	45	0	0	0
8107	Free Zones Corporation	440	414	414	415	421	419	442	435	474	461
8109	Civil Consumer Corporation	953	952	950	969	987	989	1112	1270	1451	1441
8110	Vocational Training Corporation	1225	1526	1529	1534	1535	1519	1617	1580	1629	1586
8111	Ministry of Awqaf and Islamic Affairs	4753	4758	4759	4759	5261	5265	5934	7039	7065	6808
8114	Jordan Hejaz Railways	125	125	124	125	125	125	120	134	156	151
8115	Postal Saving Fund	54	55	55	55	55	55	62	63	64	57
8116	Jordan Academy of Arabic Language	33	33	33	33	33	33	33	35	35	35
8117	National Training Institute	109	108	108	108	108	103	92	90	89	84
119	Ministry of Education/Knowledge Tax	1	0	0	0	0	0	0	0	0	0
8120	National Aid Fund	220	225	225	226	226	226	315	349	377	345
8121	Jordan Investment Board	85	85	85	92	92	97	123	134	147	115
8122	Development and Employment Fund	87	87	89	89	93	95	102	109	116	116
8124	Jordan Institution for Standards and Metrology	166	217	214	244	244	259	307	347	377	374
125	Public Corporation for Environment Protection	79	80	0	0	0	0	0	0	0	0
8126	Telecommunication Regulatory Commission	108	108	145	177	190	190	199	211	211	211
8127	Radio and Television Corporation	1748	1727	1722	1727	1600	1588	1319	1525	1590	1590
8128	Jordan Cooperative Corporation	174	173	173	172	172	142	150	171	177	160
8129	Petra Developmental and Tourism Region Authority	0	105	105	120	120	120	120	233	326	472
8131	Public Transport Regulatory Commission	88	161	73	69	77	89	97	114	137	137
8132	Electricity Regulatory Commission		66	89	89	100	99	99	99	99	99
8133	Jordan Atomic Energy Commission		73	73	73	73	77	75	118	149	149
8134	Higher Council for Youth		857	857	840	838	962	1166	1264	1382	1354
8135	Awqaf Funds Development Institution		0	52	52	52	50	50	54	53	53
8136	Maritime Authority		0	8	34	38	40	45	60	71	71
8137	Higher Council for Media		0	2	26	26	39	45	32	0	0
8138	National Fund for the Support of Youth Movement			0	20	26	26	26	35	36	33
8139	Audiovisual Commission			0	26	34	44	44	49	52	52
8140	National Information Technology Center			0	63	63	63	77	82	98	98
8141	Jordan Food and Drug Administration			0	303	325	320	443	512	530	534
8142	Insurance Commission			0	65	66	88	107	118	122	122
8143	Securities Commission				125	125	165	181	181	181	181
8144	Aqaba Economic Private Zone Authority				0	0	28	27	27	28	28
8146	Jordan Enterprise Development Corporation					0	85	101	101	114	114
8147	Coordinative Commission for Social Solidarity						0	45	41	51	51
8148	Radiology and Atomic Regulatory Commission							0	95	232	232
8151	Civil Aviation Regulatory Commission							0	796	581	581
8152	Global Health Council							0	0	12	12
8153	Ifta' Department							0	172	188	194
8160	Aqaba Development Corporation							0	0	1231	1100
8163	High Education Institutions Accreditation Authority							0	0	79	73
8168	Economic and Social Council	0	0	0	0	0	0	0	0	0	20
8170	Prince Hamza Hospital	0	0	0	0	0	0	0	0	0	500
<b>Total</b>		<b>19284</b>	<b>20727</b>	<b>20539</b>	<b>21251</b>	<b>21449</b>	<b>21674</b>	<b>22602</b>	<b>25969</b>	<b>27516</b>	<b>27466</b>

Note: Data mentioned above are taken from the manpower tables of public jobs in addition to the supplementary laws

**Table No. (14)**  
**Developments of the Public Jobs of Government Ministries and Departments for the Years 2001-2010**  
**According to Civil Service Regulation and Special Regulations**

Description	2001	2002	2003	2004	2005	2006	2007	2008	2009	2010
<b>Civil Service Regulation</b>										
Classified Jobs	71468	68490	64371	61807	59033	57218	48913	43485	40339	37035
Non-classified jobs	58893	64075	70217	75314	84823	92934	108129	117518	130792	135531
Contract Jobs	415	432	625	738	752	873	704	623	610	620
<b>Total</b>	<b>130776</b>	<b>132997</b>	<b>135213</b>	<b>137859</b>	<b>144608</b>	<b>151025</b>	<b>157746</b>	<b>161626</b>	<b>171741</b>	<b>173186</b>
<b>Special Regulations</b>										
Number of Jobs	872	1017	1158	1189	1199	1855	4790	5767	5823	6049
<b>Overall Total of Jobs</b>	<b>131648</b>	<b>134014</b>	<b>136371</b>	<b>139048</b>	<b>145807</b>	<b>152880</b>	<b>162536</b>	<b>167393</b>	<b>177564</b>	<b>179235</b>

**Table No. (15)**  
**Developments of the Public Jobs of Government Units for the Years 2001-2010**  
**According to Civil Service Regulation and Special Regulations**

Description	2001	2002	2003	2004	2005	2006	2007	2008	2009	2010
<b>Civil Service Regulation</b>										
Classified Jobs	4547	4593	4518	4421	3600	3610	3370	3404	2986	2779
Non-classified jobs	13287	14192	14043	14152	15190	15153	16320	18632	19724	19734
Contract Jobs	371	591	453	370	301	313	255	215	209	228
<b>Total</b>	<b>18205</b>	<b>19376</b>	<b>19014</b>	<b>18943</b>	<b>19091</b>	<b>19076</b>	<b>19945</b>	<b>22251</b>	<b>22919</b>	<b>22741</b>
<b>Special Regulations</b>										
Number of Jobs	1079	1351	1525	2308	2358	2598	2657	3718	4597	4725
<b>Overall Total of Jobs</b>	<b>19284</b>	<b>20727</b>	<b>20539</b>	<b>21251</b>	<b>21449</b>	<b>21674</b>	<b>22602</b>	<b>25969</b>	<b>27516</b>	<b>27466</b>