

Chapter : 3701 Economic and Social Council

Creation: The royal decree was issued to form the economic and social council on 23 October 2007, and was established on 7th July 2009 as an advisory body providing consultations for the Government of Jordan on social and economic issues and policies.

Vision : A national framework for dialouge and establishing harmonics among social partners through involving the representatives of vocational organizations and expertise in reviewing and evaluating the legislations and policies.

Mission: Institutionalizing positive dialogue by involving all parties and strengthening it as an effective approach to reach consensus among the stakeholders and partners around policy and legislations to help executive and legislative authorities to make decisions and to adopt policies that take into consideration perspectives of partners, so as to achieve a balanced and sustained social and economic development.

Legal Framework Social and Economic Council Regulation No. (117) for 2007 and amendments thereto.

Tasks of the Ministry / Department:

- Provide consultation to the judicial authority in terms of economic and social fields.

Ministry/Department Contribution to the Achievement of the National Objectives:

- Expanding the base of participation in decision making through dialogue and building harmonics and strengthening the trust of citizen in the government decsiion.

Major Issues and Challenges which face the Ministry / Department:

- Difficulty in getting the information and its delay somtimes.
- Conflict of figures and data among the state's different institutions.
- Lack of acceptance of some entities for advice and policies papers issued by the Council
- Lack of human and financial resources and insufficient competences in some specializations in the Civil Service Burea stock.
- Difficulty of complying with time of advice provision for its urgent demand sometimes whereas the Council regulation stipulates that the provision of advice should be provided within a response period of (90) days

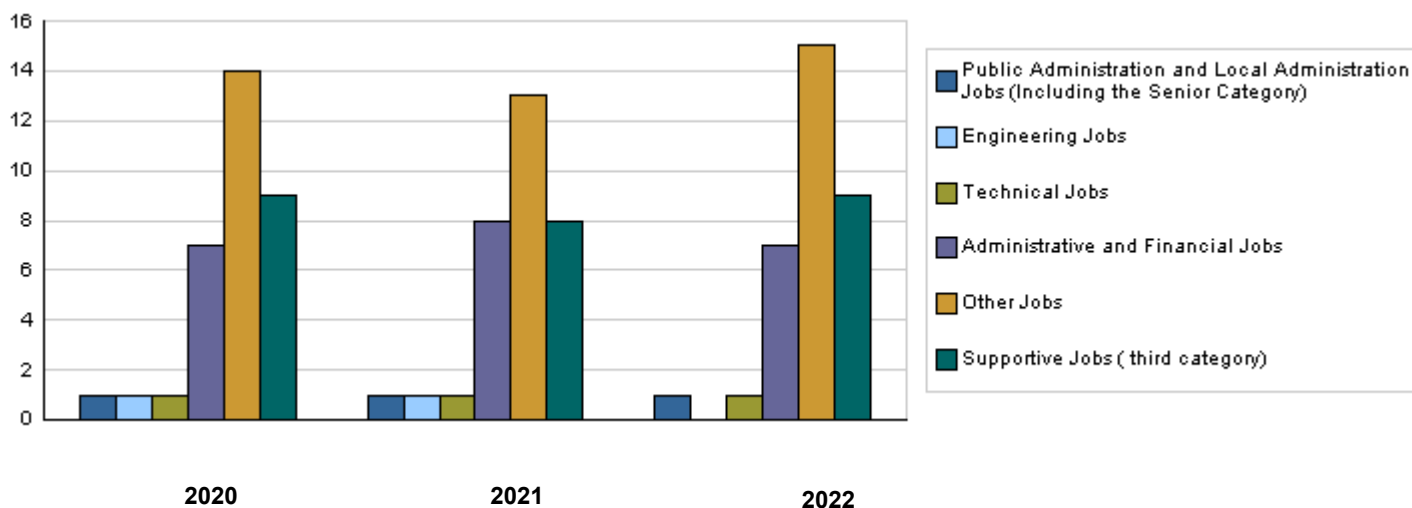
CHAPTER : 3701 Economic and Social Council

Strategic Objectives and Performance Indicators of the Ministry / Department

Strategic Objective	Performance Indicator	Base year	Value	Actual Value	Target Value	Preliminary Self Evaluation	Target Value		
				2020	2021	2021	2022	2023	2024
1 - To activate the positive dialogue among partnerships in making policies, plans and legislations in order to realize balanced and sustained economic and social development.	1 Percentage of consultations adopted by the executive and legislative authority to total consultations provided by the Council	2010	%50	%89	%90	%90	%91	%92	%93

Number of Staff of the Ministry / Department

Group	Job	2020			2021			Preliminary 2022		
		Male	Female	Total	Male	Female	Total	Male	Female	Total
Public Administration and Local Administration Jobs (Including the Senior Category)	General Secretary	1	0	1	1	0	1	1	0	1
Engineering Jobs	Mechanic engineering jobs	1	0	1	1	0	1	0	0	0
Technical Jobs	Programmer	0	1	1	0	1	1	0	1	1
Administrative and Financial Jobs		0	0	0	0	0	0	0	0	0
	Section Head / Administrative /Accountant	4	3	7	5	3	8	4	3	7
Other Jobs	Officer/ Auditor / Researcher	7	7	14	7	6	13	8	7	15
Supportive Jobs (third category)	Support jobs	7	2	9	6	2	8	7	2	9
Total		20	13	33	20	12	32	20	13	33
Total Cost of Salaries		181199	117780	298979	188125	112875	301000	222424	144576	367000



Key Information of the Ministry / Department

No.	Description
1	Carrying out studies in the field of economic reform
2	Carrying out studies in the field of social protection and social development
3	Carrying out studies in the field of employment and labor
4	Carrying out studies in the field of services and transport
5	Carrying out studies in the area of government budgets and fiscal reform.

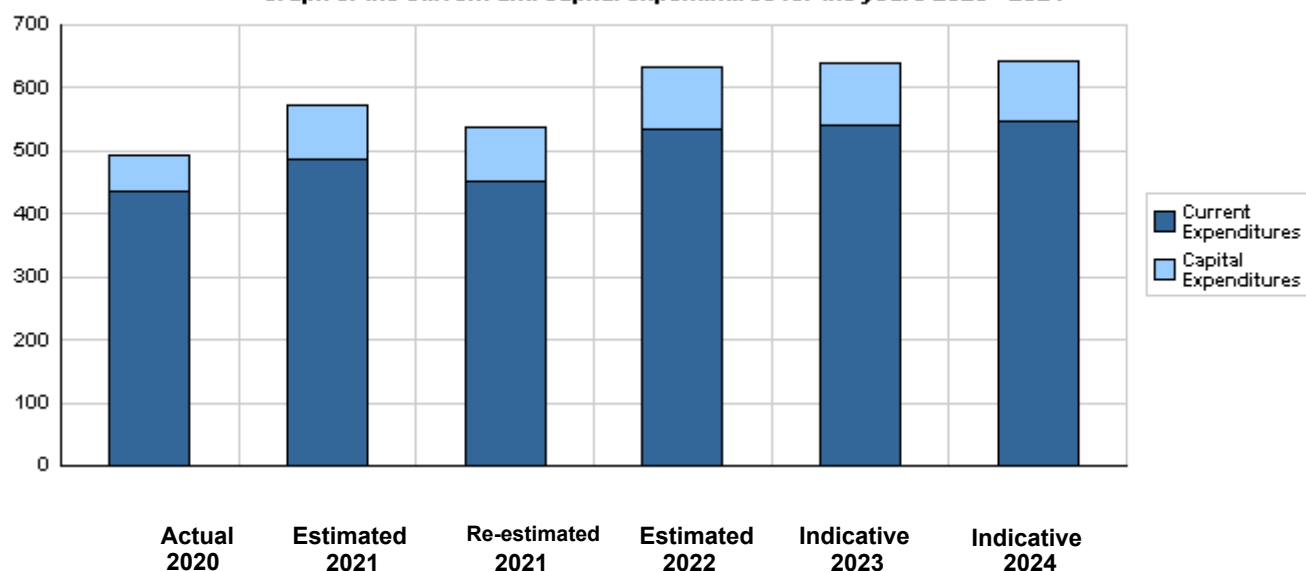
**Overall Summary of Expenditures for Chapter 3701- Economic and Social Council
for the Years 2020 - 2024**

(In JDs)

Description		Actual 2020	Estimated 2021	Re-estimated 2021	Estimated 2022	Indicative 2023 2024	
Group	Current Expenditures						
2111	Salaries, Wages and Allowances	273,201	295,000	274,000	333,000	337,000	341,000
2121	Social Security Contributions	25,778	33,000	27,000	34,000	35,000	36,000
2211	Use of Goods and Services	98,612	108,000	107,000	116,000	117,000	118,000
2821	Other Current Expenditures	37,509	52,000	45,000	52,000	52,000	52,000
Total current expenditures		435,100	488,000	453,000	535,000	541,000	547,000
Capital Expenditures							
2211	Use of Goods and Services	18,333	20,000	20,000	32,000	32,000	32,000
2822	Other Capital Expenditures	40,450	65,000	65,000	65,000	65,000	65,000
3112	Devices, Machinery and Equipment	77	0	0	0	0	0
Total capital expenditures		58,860	85,000	85,000	97,000	97,000	97,000
Treasury		58,860	85,000	85,000	97,000	97,000	97,000
Total current and capital expenditures		493,960	573,000	538,000	632,000	638,000	644,000

(Thousands of JDs)

Graph of the current and capital expenditures for the years 2020 - 2024

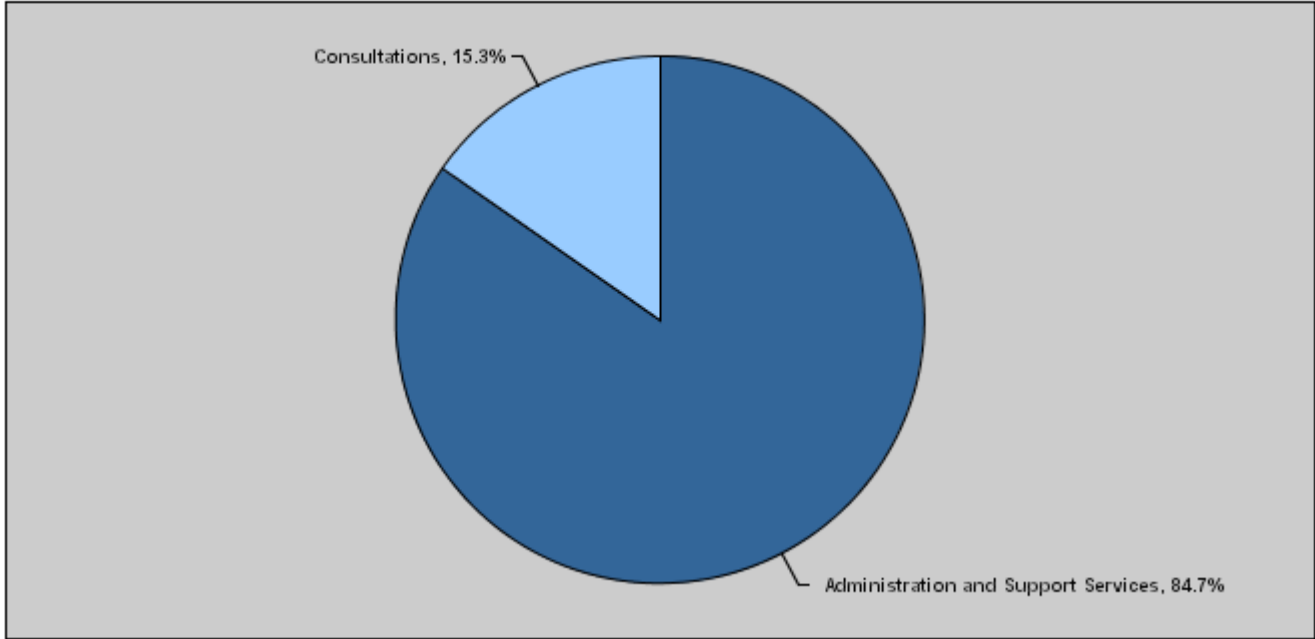


**Budget of Chapter 3701 - Economic and Social Council
For the Year 2022 Distributed According to Program**

(In JDs)

Prog.	Description	Current Expenditures	Capital Expenditures	Total Expenditures
6281	Administration and Support Services	535,000	0	535,000
6282	Consultations	0	97,000	97,000
Total		535,000	97,000	632,000

Total Expenditures for the Year 2022 Distributed According to Programs



Estimated Allocations for Females distributed according to Programs for the Years 2020 - 2024

Program	2020	2021	2022	2023	2024
6281 Administration and Support Services	165000	172000	203000	206000	208000
6282 Consultations	28000	40000	40000	40000	40000
Total	193000	212000	243000	246000	248000

Budget Chapter 3701 - Economic and Social Council Distributed According to the Program

6281 Administration and Support Services Program

Objective of the program :

Provide all supportive financial and administrative services for all directorates.

The strategic objective related to the program :

Activate the positive dialogue among partnerships in making policies, plans and legislations to realize economic and social development

Directorates associated with the program :

- 1- Administrative, Financial and Human Resources Affairs Directorate
- 2- Communication, Cooperation and Coordination Directorate
- 3- Researches, Studies and Policies Directorate

Services provided by the program :

- 1- Regulate the Council's administrative and financial affairs.
- 2- Develop and upgrade computer's systems and software.
- 3- Hold workshops and print out all documents related to the Council.
- 4- Increase the efficiency of the staff

Staff working in the program :

The program is implemented through a functional staff in 2021 estimated with (32) staff, including (20) males and (12) females .

Key Performance Indicators for Program

Performance Measurement Indicator	Base Year	Value	Actual value	Target Value	Preliminary Self Evaluation	Target Value		
			2020	2021		2021	2022	2023
1 Number of bulletins, studies and reports issued by the Council annually	2010	6	10	11	11	12	13	14

Appropriations Of Administration and Support Services Program as Per Activities and Projects.

(In JDs)

Activities and Projects	Actual	Estimated	Re-estimated	Estimated	Indicative	
	2020	2021	2021	2022	2023	2024
Current Expenditures	435,100	488,000	453,000	535,000	541,000	547,000
601 Administrative and Support Services	435,100	488,000	453,000	535,000	541,000	547,000
Capital Expenditures	0	0	0	0	0	0
Program / Treasury	0	0	0	0	0	0
Total Program	435,100	488,000	453,000	535,000	541,000	547,000

Budget Chapter 3701 - Economic and Social Council Distributed According to the Program

6282	Consultations Program
-------------	------------------------------

Objective of the program :

Prepare economic and social reports and studies.

The strategic objective related to the program :

Activate the positive dialogue among partnerships in making policies, plans and legislations to realize economic and social development

Directorates associated with the program :

1- Research, Studies and Policies Directorate

Services provided by the program :

- 1- Conduct studies and reports
- 2- Provide consultations for decision makers.

Staff working in the program :

This program is implemented through the Council's staff

Key Performance Indicators for Program

Performance Measurement Indicator		Base Year	Value	Actual value	Target Value	Preliminary Self Evaluation	Target Value		
				2020	2021		2021	2022	2023
1	Percentage of consultations reviewed by the Council to total consultations referred to it.	2010	%100	%100	%100	%100	%100	%100	%100

Appropriations Of Consultations Program as Per Activities and Projects.

(In JDs)

Activities and Projects		Actual	Estimated	Re-estimated	Estimated	Indicative	
		2020	2021	2021	2022	2023	2024
Current Expenditures		0	0	0	0	0	0
Capital Expenditures		58,860	85,000	85,000	97,000	97,000	97,000
001	Institutional Capacity building	18,410	0	0	0	0	0
002	Preparation of economic and social studies and reports	40,450	85,000	85,000	97,000	97,000	97,000
Program / Treasury		58,860	85,000	85,000	97,000	97,000	97,000
Total Program		58,860	85,000	85,000	97,000	97,000	97,000

Chapter : 3701 Economic and Social Council

(In JDs)

Current Activities Appropriations According to Program								
Prog.	Activites		Actual	Estimated	Re-estimated	Estimated	Indicative	Indicative
			2020	2021	2021	2022	2023	2024
6281	601	Administrative and Support Services	435100	488000	453000	535000	541000	547000
		Total of Program	435100	488000	453000	535000	541000	547000
		Total	435100	488000	453000	535000	541000	547000

Capital Projects Appropriations According to Program								
Prog.	Projects		Actual	Estimated	Re-estimated	Estimated	Indicative	Indicative
			2020	2021	2021	2022	2023	2024
6282	001	Institutional Capacity building	18410	0	0	0	0	0
	002	Preparation of economic and social studies and reports	40450	85000	85000	97000	97000	97000
		Total of Program	58860	85000	85000	97000	97000	97000
		Total	58860	85000	85000	97000	97000	97000

Overall Summary of Current Expenditures for the Years 2020 - 2024

Chapter: 3701 Economic and Social Council

(In JDs)

Group	Item	Description	Actual 2020	Estimated 2021	Re-estimated 2021	Estimated 2022	Indicative 2023	Indicative 2024
21		Compensations of Employees						
2111		Salaries, Wages and Allowances						
	101	Classified Employees	5820	6000	6000	7000	7000	4000
	102	Unclassified Employees	11174	13000	12000	29000	30000	31000
	103	Comprehensive Contract Employees	113976	117000	100000	114000	115000	117000
	105	Personal Cost of Living Allowance	27446	29000	29000	36000	36000	36000
	106	Family Cost of Living Allowance	3206	4000	4000	5000	5000	6000
	111	Additional Allowance	23304	30000	30000	37000	38000	39000
	112	Other Allowances	854	1000	1000	1000	1000	1000
	113	Transportation Allowance	4380	9000	7000	8000	8000	8000
	114	Transport Allowance	2515	4000	3000	4000	4000	5000
	116	Employees' Bonuses	59977	60000	60000	65000	65000	65000
	120	Contract Employees	20549	22000	22000	27000	28000	29000
Total			273201	295000	274000	333000	337000	341000
2121		Social Security Contributions						
	301	Social Security	25778	33000	27000	34000	35000	36000
Total			25778	33000	27000	34000	35000	36000
22		Use of Goods and Services						
2211		Use of Goods and Services						
	201	Rents	75000	75000	75000	75000	75000	75000
	202	Telecommunications Services	1894	1500	1500	3000	3000	3000
	203	Water	746	2000	2000	2000	2000	2000
	204	Electricity	2279	3000	2500	4000	4000	4000
	205	Fuels	2866	4500	4500	5000	5000	5000
	206	Maintenance of Machines, furniture and accessories	186	1000	1000	1000	1000	1000
	207	Maintenance of vehicles, equipment and accessories	2320	1500	1500	2000	2000	2000
	208	Repair and maintenance of buildings and accessories	150	550	500	1000	1000	1000
	209	Stationery, Publications and Office Supplies	1894	2500	2500	3000	3000	3000
	210	Substances and raw materials (medicines, clothes, food, films, etc..)	458	1000	1000	1000	1000	1000
	211	Cleaning services and supplies including cleaning contracts	6620	8980	8600	11000	11000	11000
	212	Insurance	622	2020	2000	2000	2000	2000
	213	Official Travel Missions	0	500	500	1000	1000	1000
	214	Goods and services expenses	3577	3950	3900	5000	6000	7000
Total			98612	108000	107000	116000	117000	118000
28		Other Expenditures						
2821		Other Current Expenditures						
	302	Contributions	2783	4000	4000	4000	4000	4000
	303	Scientific scholarships and training courses	2726	5000	5000	5000	5000	5000
	305	Non-Employees' Bonuses	32000	43000	36000	43000	43000	43000
Total			37509	52000	45000	52000	52000	52000
Total of Chapter			435100	488000	453000	535000	541000	547000

Current Expenditures According to Program and Activities for the Years 2020 - 2024

Chapter : 3701 - Economic and Social Council

(In JDs)

Program : 6281 - Administration and Support Services								
Activity : 601 - Administrative and Support Services								
Group	Item	Description	Actual 2020	Estimated 2021	Re-estimated 2021	Estimated 2022	Indicative 2023	Indicative 2024
21		Compensations of Employees						
2111		Salaries, Wages and Allowances						
	101	Classified Employees	5820	6000	6000	7000	7000	4000
	102	Unclassified Employees	11174	13000	12000	29000	30000	31000
	103	Comprehensive Contract Employees	113976	117000	100000	114000	115000	117000
	105	Personal Cost of Living Allowance	27446	29000	29000	36000	36000	36000
	106	Family Cost of Living Allowance	3206	4000	4000	5000	5000	6000
	111	Additional Allowance	23304	30000	30000	37000	38000	39000
	112	Other Allowances	854	1000	1000	1000	1000	1000
	113	Transportation Allowance	4380	9000	7000	8000	8000	8000
	114	Transport Allowance	2515	4000	3000	4000	4000	5000
	116	Employees' Bonuses	59977	60000	60000	65000	65000	65000
	120	Contract Employees	20549	22000	22000	27000	28000	29000
		Total	273201	295000	274000	333000	337000	341000
2121		Social Security Contributions						
	301	Social Security	25778	33000	27000	34000	35000	36000
		Total	25778	33000	27000	34000	35000	36000
22		Use of Goods and Services						
2211		Use of Goods and Services						
	201	Rents	75000	75000	75000	75000	75000	75000
	202	Telecommunications Services	1894	1500	1500	3000	3000	3000
	203	Water	746	2000	2000	2000	2000	2000
	204	Electricity	2279	3000	2500	4000	4000	4000
	205	Fuels	2866	4500	4500	5000	5000	5000
	001	Heating	1845	2000	2000	2000	2000	2000
	002	Saloon vehicles	1021	2500	2500	3000	3000	3000
	206	Maintenance of Machines, furniture and accessories	186	1000	1000	1000	1000	1000
	207	Maintenance of vehicles, equipment and accessories	2320	1500	1500	2000	2000	2000
	208	Repair and maintenance of buildings and accessories	150	550	500	1000	1000	1000
	209	Stationery, Publications and Office Supplies	1894	2500	2500	3000	3000	3000
	210	Substances and raw materials (medicines, clothes, food, films, etc..)	458	1000	1000	1000	1000	1000
	211	Cleaning services and supplies including cleaning contracts	6620	8980	8600	11000	11000	11000
	212	Insurance	622	2020	2000	2000	2000	2000
	213	Official Travel Missions	0	500	500	1000	1000	1000
	214	Goods and services expenses	3577	3950	3900	5000	6000	7000
	001	Events and hospitality	1065	2000	2000	2000	2000	2000
	008	Advertisements and subscriptions	2512	1950	1900	3000	4000	5000
		Total	98612	108000	107000	116000	117000	118000
28		Other Expenditures						
2821		Other Current Expenditures						
	302	Contributions	2783	4000	4000	4000	4000	4000
	014	Saving Fund contribution	2783	4000	4000	4000	4000	4000
	303	Scientific scholarships and training courses	2726	5000	5000	5000	5000	5000
	305	Non-Employees' Bonuses	32000	43000	36000	43000	43000	43000
		Total	37509	52000	45000	52000	52000	52000
		Total of Activity	435100	488000	453000	535000	541000	547000
		Total of Program	435100	488000	453000	535000	541000	547000
		Total of Chapter	435100	488000	453000	535000	541000	547000

Overall Summary of Capital Expenditures for the Years 2020 - 2024

Chapter : 3701 Economic and Social Council

(In JDs)

Group	Item	Description	Actual 2020	Estimated 2021	Re-estimated 2021	Estimated 2022	Indicative 2023	Indicative 2024
		Expenditures						
22		Use of Goods and Services						
2211		Use of Goods and Services						
	512	Operating and Sustaining Expenditures	18333	20000	20000	32000	32000	32000
Total			18333	20000	20000	32000	32000	32000
28		Other Expenditures						
2822		Other Capital Expenditures						
	504	Studies, Research and Consultations	40450	65000	65000	65000	65000	65000
Total			40450	65000	65000	65000	65000	65000
		Fixed Assets						
31		Non-financial Assets						
3112		Devices, Machinery and Equipment						
	505	Equipment, Machines and Devices	77	0	0	0	0	0
Total			77	0	0	0	0	0
Total of Chapter			58860	85000	85000	97000	97000	97000

Capital Expenditures According to Program and Projects for the Years 2020 - 2024

Chapter : 3701 Economic and Social Council

(In JDs)

Program 6282 Consultations								
Project		001 Institutional Capacity building						
Fund Source		102001 Capital (Treasury)						
Group	item	Description	Actual 2020	Estimated 2021	Re-estimated 2021	Estimated 2022	Indicative 2023	Indicative 2024
22		Use of Goods and Services						
2211		Use of Goods and Services						
	512	Operating and Sustaining Expenditures						
	013	Services contracts	18333	0	0	0	0	0
		Total of Item	18333	0	0	0	0	0
31		Non-financial Assets						
3112		Devices, Machinery and Equipment						
	505	Equipment, Machines and Devices						
	001	Computers and accessories	77	0	0	0	0	0
		Total of Item	77	0	0	0	0	0
		Total of Project / Treasury	18410	0	0	0	0	0
Project		002 Preparation of economic and social studies and reports						
Fund Source		102001 Capital (Treasury)						
Group	item	Description	Actual 2020	Estimated 2021	Re-estimated 2021	Estimated 2022	Indicative 2023	Indicative 2024
22		Use of Goods and Services						
2211		Use of Goods and Services						
	512	Operating and Sustaining Expenditures						
	013	Services contracts	0	20000	20000	32000	32000	32000
		Total of Item	0	20000	20000	32000	32000	32000
28		Other Expenditures						
2822		Other Capital Expenditures						
	504	Studies, Research and Consultations						
	005	Social studies	11950	21000	21000	21000	21000	21000
	012	Economic studies	19500	27000	27000	26000	26000	26000
	013	Legal consultations	0	2000	2000	2000	2000	2000
	038	Labor studies	0	7000	7000	7000	7000	7000
	039	Educational studies	9000	8000	8000	9000	9000	9000
		Total of Item	40450	65000	65000	65000	65000	65000
		Total of Project / Treasury	40450	85000	85000	97000	97000	97000
		Total of Program	58860	85000	85000	97000	97000	97000
		Total of Chapter	58860	85000	85000	97000	97000	97000