

Chapter : 2901 Ministry of Labour

- Creation:** The Ministry of Labour was established as an independent ministry in 1976 under Bylaw No. (40) for the year 1976, the Ministry is responsible for achieving the public objectives of labor and workers affairs in the Kingdom under Labour Law No. (8) for the year 1996 , to cope with the socio-economic developments, amended Law to Labor Law No. (14) of 2019 was issued, and Ministry's Administrative Regulation Bylaw No. (38) of 1994 and amendments thereto was set up. Ministry's new Administrative Regulation Bylaw for the Ministry No.(32) of 2020 was developed and approved. The Ministry consists of (15) central directorates, (9) units at the directorate level and (36) directorates, it also includes (19) field directorates and (12) labor offices spread all over the Kingdom.
- Vision :** An effective labor market with national qualified and productive labor within a safe and stable work environment.
- Mission:** Regulate and develop labor market within the best practices and ensure equal opportunities through using productive and qualified national labor and finding integrated system of monitoring standards, polices and tools as per a participatory approach with concerned official institutions, private sector and social partners.
- Legal Framework** Labour Law No. (8) for the year 1996 and amendments thereto, Vocational Work Organization Law No. (11) for the year 2019, Administrative Organization Bylaw No. (38) for the year 1994 and amendments thereto.

Tasks of the Ministry / Department:

- Supervise labor and laborers affairs and practice all authorities and responsibilities related to those affairs stipulated in all legislations.
- Regulate the Jordanian labor market, set up necessary instructions for employing expatriates and provide job opportunities and employment for the Jordanians inside and outside the Kingdom in cooperation with the competent agencies.
- Take care of the Jordanian workers outside the Kingdom, develop labor relations with the host countries and organize the affairs of the expatriate workers in the Kingdom, supervise them and identify their work conditions.
- Registering labor unions and employers unions.
- Develop coordination and cooperation with the Arab and international labor organizations to serve the labor sector.
- Participate with the stakeholders in combating child labor phenomenon.
- Contribute to and participate in the tripartite committee's work to enable it perform the tasks and responsibilities assigned thereto and indicated in the Tripartite Committee bylaw No. (21) for the year 2012 and Labor Law.

Ministry/Department Contribution to the Achievement of the National Objectives:

- Improve the poverty and unemployment levels and build an effective social protection system.
- Improve the level of services provided for citizens and Fairness in their distribution.

Major Issues and Challenges which face the Ministry / Department:

- Decreased participation percentage in the vocational apprenticeship program due to prevailing society culture.
- Poor coordination among the agencies working in the field of vocational and technical training and education as well as their multiple numbers and variation of the quality level and kind of training therein.
- Low participation of Jordanian women in the labor forces compared to developing and advanced countries.
- The level of education of more than half of the unemployed is below secondary school.
- Low participation of the private sector and local society organizations in employment and training of Jordanians
- Lack of sufficient financing sources for employment and training

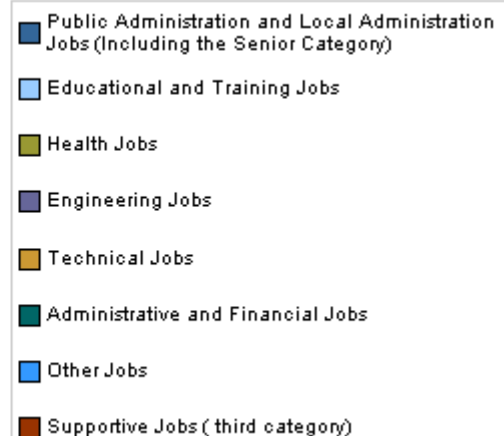
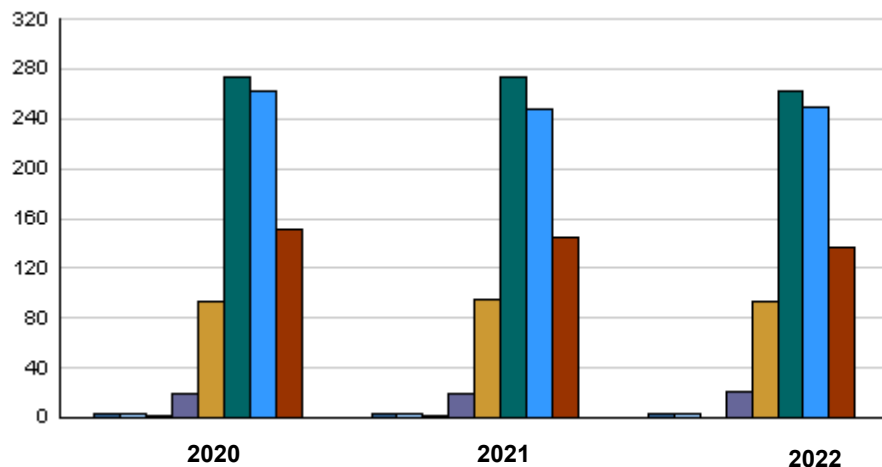
CHAPTER : 2901 Ministry of Labour

Strategic Objectives and Performance Indicators of the Ministry / Department

Strategic Objective	Performance Indicator	Base year	Value	Actual Value	Target Value	Preliminary Self Evaluation	Target Value		
				2020	2021	2021	2022	2023	2024
1 - To reduce the collective labor disputes in cooperation with the social partners.	1 Percentage of settled disputes through direct negotiation to total labour disputes.	2016	70.7%	92.6%	82.8%	97%	90%	91%	92%
	2 Number of labor strikes	2016	23	11	55	17	20	20	20
2 - To improve the institutional services.	1 Percentage of resolved complaints to total submitted complaints	2016	80%	94.8%	90%	63.4%	90%	90%	91%
3 - To increase numbers of the Jordanian workers in the labor market.	1 Rate of general unemployment.	2016	15.3%	21.2%	22%	24.8%	24.7%	24.6%	24.5%
	2 Rate of male unemployment .	2016	13.3%	23.2%	21.4%	22.7%	22.6%	22.5%	22.4%
	3 Rate of female unemployment .	2016	24.1%	21.2%	28.5%	33.1%	32.8%	32.7%	32.6%
	4 Percentage of revised economic participation	2016	36%	34%	36.3%	33.7%	34%	34.1%	34.2%
	5 Percentage of revised economic participation for women.	2016	13.2%	14.2%	15.5%	13.9%	14%	14.1%	14.2%
	6 Jordan's evaluation of the gender gap in the field of economic empowerment	2016	38.1%	40.8%	37%	53.8%	40.7%	40.6%	40.5%
	7 Number of licensed expatriate labour.	2016	318883	221833	370000	283563	330000	335000	340000
4 - To reduce the violations number in the labor market.	1 Number of work injuries frequency.	2016	14547	-	12500	-	12000	11500	11500
	2 Number of child labour violations that were monitored through inspection visits	2016	1210	79	350	84	300	300	300

Number of Staff of the Ministry / Department

Group	Job	2020			2021			Preliminary 2022		
		Male	Female	Total	Male	Female	Total	Male	Female	Total
Public Administration and Local Administration Jobs (Including the Senior Category)	Leadership and supervisory jobs	2	1	3	3	0	3	3	0	3
Educational and Training Jobs	Educational and training jobs	2	1	3	2	1	3	2	1	3
Health Jobs	Physician	2	0	2	2	0	2	0	0	0
Engineering Jobs	Engineer	13	6	19	13	6	19	14	7	21
Technical Jobs	Various technical jobs	61	32	93	63	32	95	61	32	93
Administrative and Financial Jobs	Various administrative and financial jobs	149	124	273	155	119	274	140	122	262
Other Jobs	Inspector, Researcher	199	63	262	188	60	248	192	58	250
Supportive Jobs (third category)	Various support jobs	112	39	151	99	45	144	92	45	137
Total		540	266	806	525	263	788	504	265	769
Total Cost of Salaries		3233807	1592950	4826757	3820241	1913759	5734000	4024135	2115865	6140000



Key Information of the Ministry / Department

No.	Description	base year	Value	Primary 2021	Estimated 2022												
					Irbid	Mafraq	Jarsh	Ajloun	Amman	Balqa'	Zaraq'	Madaba	Karak	Ma'an	Tafila	Aqaba	Total
1	Number of labor and inspection directorates	2014	26	31	4	1	1	1	12	3	2	1	2	2	1	1	31
2	Number of employment directorates	2014	6	5	1	0	0	0	2	0	1	0	0	0	0	1	5
3	Number of issued work permits	2014	340314	283563	60000	10000	8100	1700	192000	30500	46000	6000	12700	4100	1500	1300	373900
4	Number of persons employed through the directorates	2014	24289	16968	3936	491	553	806	5000	760	3000	610	690	160	712	250	16968
5	Number of children benefiting from programs provided by child labor reduction project	2014	1620	1500	0	0	0	600	0	0	400	0	0	0	0	0	1000

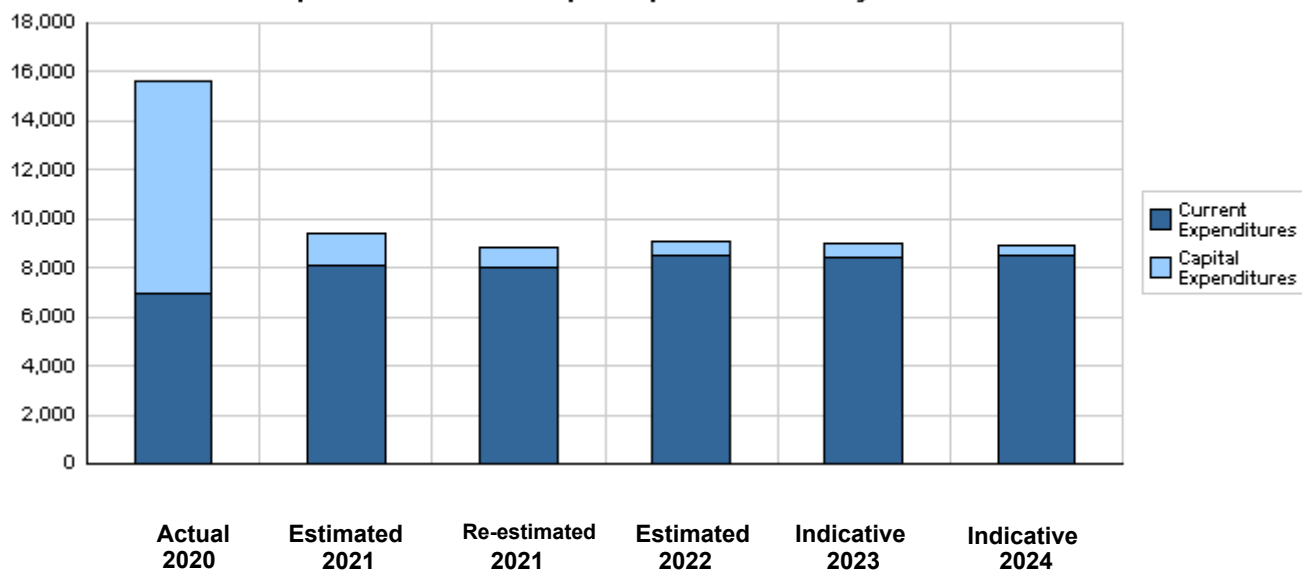
**Overall Summary of Expenditures for Chapter 2901- Ministry of Labour
for the Years 2020 - 2024**

(In JDs)

Description		Actual 2020	Estimated 2021	Re-estimated 2021	Estimated 2022	Indicative 2023 2024	
Group	Current Expenditures						
2111	Salaries, Wages and Allowances	4,326,967	5,094,000	5,094,000	5,240,000	5,305,000	5,371,000
2121	Social Security Contributions	499,790	640,000	640,000	900,000	670,000	685,000
2211	Use of Goods and Services	735,667	903,000	886,000	907,000	932,000	942,000
2511	Subsidies to Public Corporations	1,407,489	1,355,000	1,355,000	1,395,000	1,405,000	1,405,000
2821	Other Current Expenditures	10,088	82,000	82,000	82,000	82,000	82,000
Total current expenditures		6,980,001	8,074,000	8,057,000	8,524,000	8,394,000	8,485,000
Capital Expenditures							
2111	Salaries, Wages and Allowances	32,009	27,000	27,000	30,000	30,000	30,000
2211	Use of Goods and Services	8,307,261	1,020,000	422,000	268,000	268,000	268,000
2511	Subsidies to Public Corporations	225,000	225,000	225,000	125,000	125,000	125,000
2822	Other Capital Expenditures	0	14,000	13,000	0	0	0
3112	Devices, Machinery and Equipment	5,031	36,000	28,000	17,000	17,000	17,000
3122	Inventories	59,616	50,000	50,000	100,000	125,000	25,000
Total capital expenditures		8,628,917	1,372,000	765,000	540,000	565,000	465,000
Treasury		8,628,917	1,372,000	765,000	540,000	565,000	465,000
Total current and capital expenditures		15,608,918	9,446,000	8,822,000	9,064,000	8,959,000	8,950,000

(Thousands of JDs)

Graph of the current and capital expenditures for the years 2020 - 2024

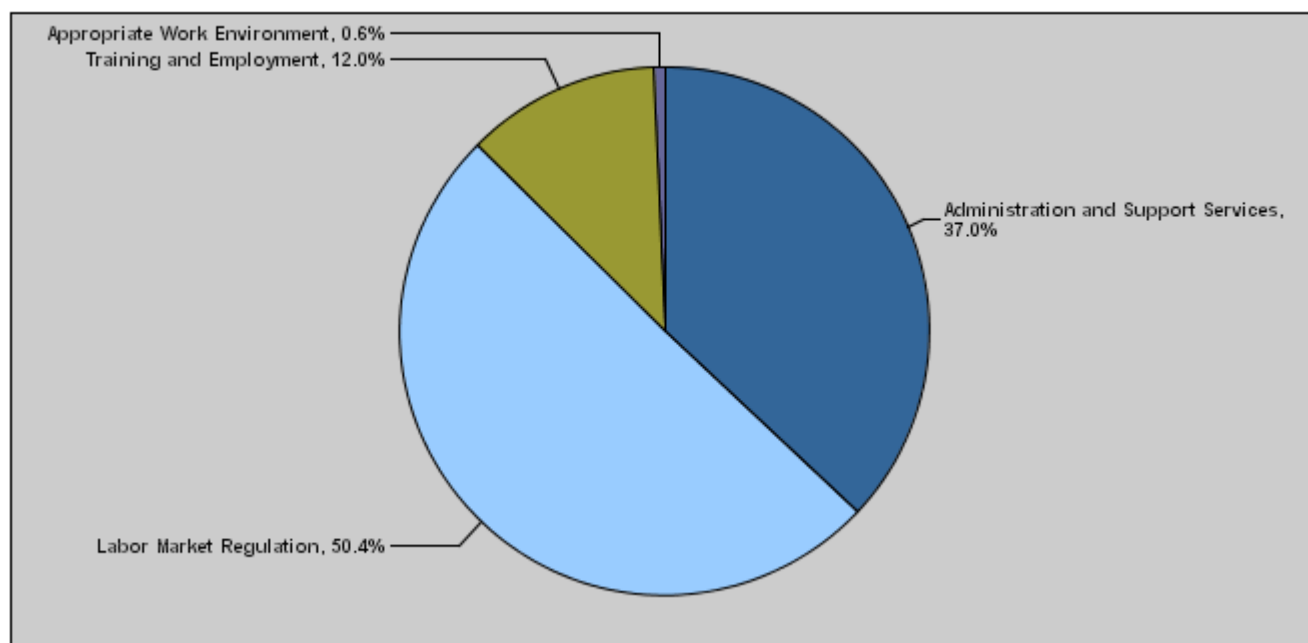


**Budget of Chapter 2901 - Ministry of Labour
For the Year 2022 Distributed According to Program**

(In JDs)

Prog.	Description	Current Expenditures	Capital Expenditures	Total Expenditures
4801	Administration and Support Services	3,061,000	295,000	3,356,000
4805	Labor Market Regulation	4,407,000	160,000	4,567,000
4810	Training and Employment	1,056,000	30,000	1,086,000
4815	Appropriate Work Environment	0	55,000	55,000
	Total	8,524,000	540,000	9,064,000

Total Expenditures for the Year 2022 Distributed According to Programs



Estimated Allocations for Females distributed according to Programs for the Years 2020 - 2024

Program	2020	2021	2022	2023	2024
4801 Administration and Support Services	959000	1023000	1074000	1074000	1047000
4805 Labor Market Regulation	1447000	1456000	1548000	1518000	1535000
4810 Training and Employment	2715000	497000	358000	347000	353000
4815 Appropriate Work Environment	30000	18000	18000	18000	18000
Total	5151000	2994000	2998000	2957000	2953000

Budget Chapter 2901 - Ministry of Labour Distributed According to the Program

4801	Administration and Support Services Program
-------------	--

Objective of the program :

Increase the efficiency of Ministry of Labor and its employees and improve its services provided to the citizens.

The strategic objective related to the program :

To improve the institutional services.

Directorates associated with the program :

Administrative and Financial Affairs Directorate, Internal Control Unit, Human Resources Directorate

Services provided by the program :

Provide financial and administrative services to employees, train human resources in the Ministry and raise their efficiency, provide computerized systems, licenses and software linked to the tasks of the directorates and sustain the website, provide a database on expatriate and licensed workers and facilitate work permits issuance procedures.

Staff working in the program :

The program is implemented through a functional staff in 2021 estimated with (342) staff, including (228) males and (114) females .

Key Performance Indicators for Program

Performance Measurement Indicator	Base Year	Value	Actual value	Target Value	Preliminary Self Evaluation	Target Value		
			2020	2021		2021	2022	2023
1 Percentage of staff satisfaction	2016	71%	60%	65%	62%	70%	75%	76%
2 Percentage of employees joining training courses to total number of employees	2016	45%	36.5%	65%	39%	75%	75%	76%

Appropriations Of Administration and Support Services Program as Per Activities and Projects.

(In JDs)

Activities and Projects	Actual	Estimated	Re-estimated	Estimated	Indicative	
	2020	2021	2021	2022	2023	2024
Current Expenditures	2,680,006	2,958,000	2,949,000	3,061,000	3,035,000	3,054,000
601 Administrative and Support Services	2,680,006	2,958,000	2,949,000	3,061,000	3,035,000	3,054,000
Capital Expenditures	226,264	150,000	150,000	295,000	320,000	220,000
001 Institutional Capacities Enhancement Project	128,339	100,000	100,000	145,000	170,000	70,000
005 Automation of the Ministry of Labour	97,925	50,000	50,000	150,000	150,000	150,000
Program / Treasury	226,264	150,000	150,000	295,000	320,000	220,000
Total Program	2,906,270	3,108,000	3,099,000	3,356,000	3,355,000	3,274,000

Budget Chapter 2901 - Ministry of Labour Distributed According to the Program

4805	Labor Market Regulation Program
-------------	--

Objective of the program :

To increase compliance with labour market regulations

The strategic objective related to the program :

To reduce the violations number in the labor market.

Directorates associated with the program :

Inspection Directorate and the directorates affiliated to it in the governorates, Expatriate Workers Directorate, Employment, Technical and Vocational Education and Training Council Affairs Directorate, Center of Accreditation and Quality Control, National Employment Strategy Unit and Policies and Strategic Planning Unit

Services provided by the program :

Support the labor market with qualified graduates to meet the market needs and accredited institutions and programs for vocational training, reinstate working children in schools and qualify them and provide economic substitutes to their families and raise the capacities of the workers in the agencies concerned with human resources.

Staff working in the program :

The program is implemented through a functional staff in 2021 estimated with (285) staff, including (190) males and (95) females .

Key Performance Indicators for Program

Performance Measurement Indicator	Base Year	Value	Actual value	Target Value	Preliminary Self Evaluation	Target Value		
			2020	2021		2021	2022	2023
1 Number of children trained and habilitated after removing them from the labor market	2016	1200	1146	1000	1021	1000	1000	1000

Appropriations Of Labor Market Regulation Program as Per Activities and Projects.

(In JDs)

Activities and Projects	Actual	Estimated	Re-estimated	Estimated	Indicative	
	2020	2021	2021	2022	2023	2024
Current Expenditures	3,658,154	4,161,000	4,153,000	4,407,000	4,339,000	4,391,000
601 Regulating the Jordanian labour market	3,658,154	4,161,000	4,153,000	4,407,000	4,339,000	4,391,000
Capital Expenditures	728,315	260,000	260,000	160,000	160,000	160,000
003 Reduction of child labour.	225,000	225,000	225,000	125,000	125,000	125,000
006 Regulating employment and Vocational work	503,315	35,000	35,000	35,000	35,000	35,000
Program / Treasury	728,315	260,000	260,000	160,000	160,000	160,000
Total Program	4,386,469	4,421,000	4,413,000	4,567,000	4,499,000	4,551,000

Budget Chapter 2901 - Ministry of Labour Distributed According to the Program

4810	Training and Employment Program
-------------	--

Objective of the program :

The strategic objective related to the program :

To increase numbers of the Jordanian workers in the labor market.

Directorates associated with the program :

Employment Directorate, Woman Employment Unit, Employment Projects Unit, Policies and Strategic Planning Unit and National Employment Strategy Unit

Services provided by the program :

Train the unemployed Jordanians, supply the labor market with trained and qualified manpower, enter into partnership with the private sector for employment of Jordanians especially those from remote areas in order to increase their incomes, provide a national database on Jordanian job seekers, provide the one stop window service, hold job fairs and days to match job seekers with employers, conduct studies on the labor market, give incentives to the investors to establish productive branches in the remote areas, provide living services to the women workers in remote areas in the qualified industrial zones.

Staff working in the program :

The program is implemented through a functional staff in 2021 estimated with (161) staff, including (107) males and (54) females .

Key Performance Indicators for Program

	Performance Measurement Indicator	Base Year	Value	Actual value	Target Value	Preliminary Self Evaluation	Target Value		
				2020	2021		2021	2022	2023
1	Number of women in the remote areas enrolled in the productive branches program	2016	791	2434	3500	3645	4000	4000	3000
2	Percentage of Jordanian workers in the qualified industrial zones to the total number of workers	2016	20.1%	25.6%	25%	29.6%	30%	30%	30%
3	Number of sessions of vocational and employment guidance.	2016	516	648	550	552	550	550	550

Appropriations Of Training and Employment Program as Per Activities and Projects.

(In JDs)

Activities and Projects	Actual	Estimated	Re-estimated	Estimated	Indicative	
	2020	2021	2021	2022	2023	2024
Current Expenditures	641,841	955,000	955,000	1,056,000	1,020,000	1,040,000
601 Providing training and employment services to Jordanians	641,841	955,000	955,000	1,056,000	1,020,000	1,040,000
Capital Expenditures	7,584,338	907,000	300,000	30,000	30,000	30,000
016 Development of employment and unemployment alleviation services	39,548	60,000	50,000	30,000	30,000	30,000
017 Country service program	7,544,790	847,000	250,000	0	0	0
Program / Treasury	7,584,338	907,000	300,000	30,000	30,000	30,000
Total Program	8,226,179	1,862,000	1,255,000	1,086,000	1,050,000	1,070,000

Budget Chapter 2901 - Ministry of Labour Distributed According to the Program

4815	Appropriate Work Environment Program
-------------	---

Objective of the program :

Preserve the workers' rights

The strategic objective related to the program :

To reduce the collective labor disputes in cooperation with the social partners.

Directorates associated with the program :

Inspection Directorate, Legal Affairs Directorate, International Cooperation Directorate, Media and Social Communications Directorate, Labor Relations Directorate

Services provided by the program :

Provide suitable work environment for workers, raise the awareness of employees and employers, create mechanisms and means for receiving complaints from Jordanian and expatriate workers and solve them, study the alignment of the minimum wages to inflation, settle labor disputes between workers and employers, contribute to amending labor legislation, increase the percentage of Jordanians working in the textile sector and contribute to alleviating the human trafficking crime.

Staff working in the program :

This program is implemented through the Ministry's staff.

Key Performance Indicators for Program

Performance Measurement Indicator	Base Year	Value	Actual value	Target Value	Preliminary Self Evaluation	Target Value		
			2020	2021		2021	2022	2023
1 Number of inspection visits to institutions subject to labour law	2016	85263	30000	85000	60903	76000	77000	78000
2 Number of human trafficking issues reported by the Ministry to Public Security Directorate	2016	12	23	19	37	11	10	10

Appropriations Of Appropriate Work Environment Program as Per Activities and Projects.

(In JDs)

Activities and Projects	Actual	Estimated	Re-estimated	Estimated	Indicative	
	2020	2021	2021	2022	2023	2024
Current Expenditures	0	0	0	0	0	0
Capital Expenditures	90,000	55,000	55,000	55,000	55,000	55,000
005 Optimal Work.	35,000	0	0	0	0	0
007 Anti-Human Trafficking Unit	55,000	55,000	55,000	55,000	55,000	55,000
Program / Treasury	90,000	55,000	55,000	55,000	55,000	55,000
Total Program	90,000	55,000	55,000	55,000	55,000	55,000

Chapter : 2901 Ministry of Labour

(In JDs)

Current Activities Appropriations According to Program								
Prog.	Activites		Actual	Estimated	Re-estimated	Estimated	Indicative	Indicative
			2020	2021	2021	2022	2023	2024
4801	601	Administrative and Support Services	2680006	2958000	2949000	3061000	3035000	3054000
		Total of Program	2680006	2958000	2949000	3061000	3035000	3054000
4810	601	Providing training and employment services to Jordanians	641841	955000	955000	1056000	1020000	1040000
		Total of Program	641841	955000	955000	1056000	1020000	1040000
4805	601	Regulating the Jordanian labour market	3658154	4161000	4153000	4407000	4339000	4391000
		Total of Program	3658154	4161000	4153000	4407000	4339000	4391000
		Total	6980001	8074000	8057000	8524000	8394000	8485000

Capital Projects Appropriations According to Program								
Prog.	Projects		Actual	Estimated	Re-estimated	Estimated	Indicative	Indicative
			2020	2021	2021	2022	2023	2024
4815	005	Optimal Work.	35000	0	0	0	0	0
	007	Anti-Human Trafficking Unit	55000	55000	55000	55000	55000	55000
		Total of Program	90000	55000	55000	55000	55000	55000
4801	001	Institutional Capacities Enhancement Project	128339	100000	100000	145000	170000	70000
	005	Automation of the Ministry of Labour	97925	50000	50000	150000	150000	150000
		Total of Program	226264	150000	150000	295000	320000	220000
4810	016	Development of employment and unemployment alleviation services	39548	60000	50000	30000	30000	30000
	017	Counrty service program	7544790	847000	250000	0	0	0
		Total of Program	7584338	907000	300000	30000	30000	30000
4805	003	Reduction of child labour.	225000	225000	225000	125000	125000	125000
	006	Regulating employment and Vocational work	503315	35000	35000	35000	35000	35000
		Total of Program	728315	260000	260000	160000	160000	160000
		Total	8628917	1372000	765000	540000	565000	465000

Overall Summary of Current Expenditures for the Years 2020 - 2024

Chapter: 2901 Ministry of Labour

(In JDs)

Group	Item	Description	Actual 2020	Estimated 2021	Re-estimated 2021	Estimated 2022	Indicative 2023	Indicative 2024
21		Compensations of Employees						
2111		Salaries, Wages and Allowances						
	101	Classified Employees	81917	75000	75000	65000	63000	60000
	102	Unclassified Employees	1355682	1316000	1316000	1344000	1362000	1380000
	103	Comprehensive Contract Employees	89658	105000	105000	85000	90000	92000
	105	Personal Cost of Living Allowance	1235648	1259000	1259000	1285000	1292000	1300000
	106	Family Cost of Living Allowance	103111	110000	110000	113000	117000	121000
	110	Overtime Allowance	29771	35000	35000	35000	35000	35000
	111	Additional Allowance	642730	712000	712000	763000	780000	785000
	112	Other Allowances	90437	97000	97000	103000	105000	108000
	113	Transportation Allowance	174774	194000	194000	217000	222000	228000
	114	Transport Allowance	60363	80000	80000	83000	88000	92000
	116	Employees' Bonuses	220878	850000	850000	850000	850000	850000
	120	Contract Employees	241998	261000	261000	297000	301000	320000
Total			4326967	5094000	5094000	5240000	5305000	5371000
2121		Social Security Contributions						
	301	Social Security	499790	640000	640000	900000	670000	685000
Total			499790	640000	640000	900000	670000	685000
22		Use of Goods and Services						
2211		Use of Goods and Services						
	201	Rents	241190	250000	250000	250000	250000	250000
	202	Telecommunications Services	33708	43000	38000	42000	42000	42000
	203	Water	9027	11000	11000	12000	12000	12000
	204	Electricity	103733	144000	144000	150000	165000	170000
	205	Fuels	82546	80000	80000	87000	90000	92000
	206	Maintenance of Machines, furniture and accessories	971	5000	5000	5000	5000	5000
	207	Maintenance of vehicles, equipment and accessories	1782	11000	6000	6000	6000	6000
	208	Repair and maintenance of buildings and accessories	683	2000	2000	2000	2000	2000
	209	Stationery, Publications and Office Supplies	8030	16850	15000	20000	20000	20000
	211	Cleaning services and supplies including cleaning contracts	178232	220000	220000	210000	212000	215000
	212	Insurance	14560	43150	43000	47000	47000	47000
	213	Official Travel Missions	15995	15000	15000	15000	15000	15000
	214	Goods and services expenses	45210	62000	57000	61000	66000	66000
Total			735667	903000	886000	907000	932000	942000
25		Subsidies						
2511		Subsidies to Public Corporations						
	304	Subsidies to non-financial public institution	1407489	1355000	1355000	1395000	1405000	1405000
Total			1407489	1355000	1355000	1395000	1405000	1405000
28		Other Expenditures						
2821		Other Current Expenditures						
	303	Scientific scholarships and training courses	90	2000	2000	2000	2000	2000
	305	Non-Employees' Bonuses	9998	80000	80000	80000	80000	80000
Total			10088	82000	82000	82000	82000	82000
Total of Chapter			6980001	8074000	8057000	8524000	8394000	8485000

Current Expenditures According to Program and Activities for the Years 2020 - 2024

Chapter : 2901 - Ministry of Labour

(In JDs)

Program : 4801 - Administration and Support Services								
Activity : 601 - Administrative and Support Services								
Group	Item	Description	Actual 2020	Estimated 2021	Re-estimated 2021	Estimated 2022	Indicative 2023	Indicative 2024
21		Compensations of Employees						
2111		Salaries, Wages and Allowances						
	101	Classified Employees	26904	20000	20000	15000	15000	15000
	102	Unclassified Employees	509682	500000	500000	504000	510000	515000
	103	Comprehensive Contract Employees	68414	85000	85000	65000	70000	72000
	105	Personal Cost of Living Allowance	489761	493000	493000	500000	502000	505000
	106	Family Cost of Living Allowance	29976	29000	29000	31000	33000	34000
	110	Overtime Allowance	29771	35000	35000	35000	35000	35000
	111	Additional Allowance	213744	225000	225000	240000	245000	247000
	112	Other Allowances	32820	35000	35000	35000	35000	35000
	113	Transportation Allowance	64773	74000	74000	80000	82000	84000
	114	Transport Allowance	27103	28000	28000	26000	27000	28000
	116	Employees' Bonuses	99868	280000	280000	280000	280000	280000
	120	Contract Employees	60000	60000	60000	70000	71000	74000
		Total	1652816	1864000	1864000	1881000	1905000	1924000
2121		Social Security Contributions						
	301	Social Security	170000	220000	220000	300000	250000	250000
		Total	170000	220000	220000	300000	250000	250000
22		Use of Goods and Services						
2211		Use of Goods and Services						
	202	Telecommunications Services	18798	23000	21000	22000	22000	22000
	203	Water	3735	4000	4000	5000	5000	5000
	204	Electricity	44165	35000	35000	40000	40000	40000
	205	Fuels	16958	16000	16000	20000	20000	20000
	001	Heating	7000	7000	7000	8000	8000	8000
	002	Saloon vehicles	7975	8000	8000	10000	10000	10000
	003	Transport vehicles and heavy equipment	1983	1000	1000	2000	2000	2000
	206	Maintenance of Machines, furniture and accessories	971	5000	5000	5000	5000	5000
	207	Maintenance of vehicles, equipment and accessories	844	10000	5000	5000	5000	5000
	208	Repair and maintenance of buildings and accessories	389	1000	1000	1000	1000	1000
	209	Stationery, Publications and Office Supplies	4590	6850	6000	10000	10000	10000
	211	Cleaning services and supplies including cleaning contracts	101752	150000	150000	140000	140000	140000
	212	Insurance	4561	33150	33000	35000	35000	35000
	213	Official Travel Missions	7995	7000	7000	7000	7000	7000
	214	Goods and services expenses	17804	21000	20000	28000	28000	28000
	001	Events and hospitality	0	0	0	3000	3000	3000
	008	Advertisements and subscriptions	1804	5000	5000	5000	5000	5000
	013	Services, security and guarding contracts	16000	16000	15000	20000	20000	20000
		Total	222562	312000	303000	318000	318000	318000
25		Subsidies						
2511		Subsidies to Public Corporations						
	304	Subsidies to non-financial public institutions	624540	480000	480000	480000	480000	480000
	110	Incentives account to Ministry of labour employees *	624540	480000	480000	480000	480000	480000
		Total	624540	480000	480000	480000	480000	480000
28		Other Expenditures						
2821		Other Current Expenditures						
	303	Scientific scholarships and training courses	90	2000	2000	2000	2000	2000
	305	Non-Employees' Bonuses	9998	80000	80000	80000	80000	80000
		Total	10088	82000	82000	82000	82000	82000
		Total of Activity	2680006	2958000	2949000	3061000	3035000	3054000
		Total of Program	2680006	2958000	2949000	3061000	3035000	3054000

Current Expenditures According to Program and Activities for the Years 2020 - 2024

Chapter : 2901 - Ministry of Labour

(In JDs)

Program : 4805 - Labor Market Regulation								
Activity : 601 - Regulating the Jordanian labour market								
Group	Item	Description	Actual 2020	Estimated 2021	Re-estimated 2021	Estimated 2022	Indicative 2023	Indicative 2024
21		Compensations of Employees						
2111		Salaries, Wages and Allowances						
	101	Classified Employees	55013	55000	55000	50000	48000	45000
	102	Unclassified Employees	776000	746000	746000	760000	767000	775000
	105	Personal Cost of Living Allowance	560000	566000	566000	580000	582000	585000
	106	Family Cost of Living Allowance	68793	67000	67000	67000	68000	70000
	111	Additional Allowance	399995	455000	455000	470000	480000	482000
	112	Other Allowances	51313	50000	50000	55000	57000	60000
	113	Transportation Allowance	97410	105000	105000	115000	117000	120000
	114	Transport Allowance	29318	45000	45000	49000	52000	54000
	116	Employees' Bonuses	77587	300000	300000	300000	300000	300000
	120	Contract Employees	61999	81000	81000	82000	84000	91000
		Total	2177428	2470000	2470000	2528000	2555000	2582000
2121		Social Security Contributions						
	301	Social Security	249790	300000	300000	450000	320000	335000
		Total	249790	300000	300000	450000	320000	335000
22		Use of Goods and Services						
2211		Use of Goods and Services						
	201	Rents	241190	250000	250000	250000	250000	250000
	202	Telecommunications Services	14910	20000	17000	20000	20000	20000
	203	Water	5292	7000	7000	7000	7000	7000
	204	Electricity	59568	109000	109000	110000	125000	130000
	205	Fuels	65588	64000	64000	67000	70000	72000
		001 Heating	7600	10000	10000	10000	10000	10000
		002 Saloon vehicles	53999	50000	50000	52000	55000	57000
		003 Transport vehicles and heavy equipment	3989	4000	4000	5000	5000	5000
	207	Maintenance of vehicles, equipment and accessories	938	1000	1000	1000	1000	1000
	208	Repair and maintenance of buildings and accessories	294	1000	1000	1000	1000	1000
	209	Stationery, Publications and Office Supplies	3440	10000	9000	10000	10000	10000
	211	Cleaning services and supplies including cleaning contracts	76480	70000	70000	70000	72000	75000
	212	Insurance	9999	10000	10000	12000	12000	12000
	213	Official Travel Missions	8000	8000	8000	8000	8000	8000
	214	Goods and services expenses	27406	41000	37000	33000	38000	38000
		008 Advertisements and subscriptions	2606	15000	14000	8000	8000	8000
		013 Services, security and guarding contracts	24800	26000	23000	25000	30000	30000
		Total	513105	591000	583000	589000	614000	624000
25		Subsidies						
2511		Subsidies to Public Corporations						
	304	Subsidies to non-financial public institution	717831	800000	800000	840000	850000	850000
		110 Incentives account to Ministry of labour employees *	717831	800000	800000	840000	850000	850000
		Total	717831	800000	800000	840000	850000	850000
		Total of Activity	3658154	4161000	4153000	4407000	4339000	4391000
		Total of Program	3658154	4161000	4153000	4407000	4339000	4391000

Current Expenditures Accounting to Program and Activities for the Years 2020 - 2024

Chapter : 2901 - Ministry of Labour

(In JDs)

Program : 4810 - Training and Employment								
Activity : 601 - Providing training and employment services to Jordanians								
Group	Item	Description	Actual 2020	Estimated 2021	Re-estimated 2021	Estimated 2022	Indicative 2023	Indicative 2024
21		Compensations of Employees						
2111		Salaries, Wages and Allowances						
	102	Unclassified Employees	70000	70000	70000	80000	85000	90000
	103	Comprehensive Contract Employees	21244	20000	20000	20000	20000	20000
	105	Personal Cost of Living Allowance	185887	200000	200000	205000	208000	210000
	106	Family Cost of Living Allowance	4342	14000	14000	15000	16000	17000
	111	Additional Allowance	28991	32000	32000	53000	55000	56000
	112	Other Allowances	6304	12000	12000	13000	13000	13000
	113	Transportation Allowance	12591	15000	15000	22000	23000	24000
	114	Transport Allowance	3942	7000	7000	8000	9000	10000
	116	Employees' Bonuses	43423	270000	270000	270000	270000	270000
	120	Contract Employees	119999	120000	120000	145000	146000	155000
		Total	496723	760000	760000	831000	845000	865000
2121		Social Security Contributions						
	301	Social Security	80000	120000	120000	150000	100000	100000
		Total	80000	120000	120000	150000	100000	100000
25		Subsidies						
2511		Subsidies to Public Corporations						
	304	Subsidies to non-financial public institutions	65118	75000	75000	75000	75000	75000
		110 Incentives account to Ministry of labour employees *	65118	75000	75000	75000	75000	75000
		Total	65118	75000	75000	75000	75000	75000
		Total of Activity	641841	955000	955000	1056000	1020000	1040000
		Total of Program	641841	955000	955000	1056000	1020000	1040000
		Total of Chapter	6980001	8074000	8057000	8524000	8394000	8485000

* This item shall be disbursed not exceeding the amount transferred to the Public Treasury according to provisions of applicable Revenues Supplying Law of Government Departments and Units.

Overall Summary of Capital Expenditures for the Years 2020 - 2024

Chapter : 2901 Ministry of Labour

(In JDs)

Group	Item	Description	Actual 2020	Estimated 2021	Re-estimated 2021	Estimated 2022	Indicative 2023	Indicative 2024
		Expenditures						
21		Compensations of Employees						
2111		Salaries, Wages and Allowances						
	501	Salaries	32009	27000	27000	30000	30000	30000
Total			32009	27000	27000	30000	30000	30000
22		Use of Goods and Services						
2211		Use of Goods and Services						
	510	Buildings and facilities repair and maintenance	20809	10000	10000	10000	10000	10000
	512	Operating and Sustaining Expenditures	8286452	1010000	412000	258000	258000	258000
Total			8307261	1020000	422000	268000	268000	268000
25		Subsidies						
2511		Subsidies to Public Corporations						
	520	Subsidies to non-financial public corporations/capital	225000	225000	225000	125000	125000	125000
Total			225000	225000	225000	125000	125000	125000
28		Other Expenditures						
2822		Other Capital Expenditures						
	504	Studies, Research and Consultations	0	14000	13000	0	0	0
Total			0	14000	13000	0	0	0
		Fixed Assets						
31		Non-financial Assets						
3112		Devices, Machinery and Equipment						
	505	Equipment, Machines and Devices	5031	36000	28000	17000	17000	17000
Total			5031	36000	28000	17000	17000	17000
3122		Inventories						
	503	Materials and supplies	59616	50000	50000	100000	125000	25000
Total			59616	50000	50000	100000	125000	25000
Total of Chapter			8628917	1372000	765000	540000	565000	465000

Capital Expenditures According to Program and Projects for the Years 2020 - 2024

Chapter : 2901 Ministry of Labour

(In JDs)

Program 4801 Administration and Support Services								
Project		001 Institutional Capacities Enhancement Project						
Fund Source		102001 Capital (Treasury)						
Group	item	Description	Actual 2020	Estimated 2021	Re-estimated 2021	Estimated 2022	Indicative 2023	Indicative 2024
22		Use of Goods and Services						
2211		Use of Goods and Services						
	510	Buildings and facilities repair and maintenance						
	009	Buildings repair and renovation	20809	10000	10000	10000	10000	10000
		Total of Item	20809	10000	10000	10000	10000	10000
	512	Operating and Sustaining Expenditures						
	006	Devices, tools and equipment maintenance	7785	0	0	0	0	0
	007	Vehicles and equipment maintenance	15961	0	0	0	0	0
	008	Qualification and training expenses	16186	20000	20000	20000	20000	20000
	013	Services contracts	5693	10000	10000	10000	10000	10000
	017	Promotion, advertising and awareness	1924	0	0	0	0	0
		Total of Item	47549	30000	30000	30000	30000	30000
31		Non-financial Assets						
3112		Devices, Machinery and Equipment						
	505	Equipment, Machines and Devices						
	003	Office supplies and equipment	365	10000	10000	5000	5000	5000
		Total of Item	365	10000	10000	5000	5000	5000
3122		Inventories						
	503	Materials and supplies						
	001	Computer supplies and accessories	59616	50000	50000	100000	125000	25000
		Total of Item	59616	50000	50000	100000	125000	25000
		Total of Project / Treasury	128339	100000	100000	145000	170000	70000
Project		005 Automation of the Ministry of Labour						
Fund Source		102001 Capital (Treasury)						
Group	item	Description	Actual 2020	Estimated 2021	Re-estimated 2021	Estimated 2022	Indicative 2023	Indicative 2024
22		Use of Goods and Services						
2211		Use of Goods and Services						
	512	Operating and Sustaining Expenditures						
	015	Operating systems and software	45450	13000	13000	13000	13000	13000
	036	Computerization and automation operations expenses	47809	25000	25000	125000	125000	125000
		Total of Item	93259	38000	38000	138000	138000	138000
31		Non-financial Assets						
3112		Devices, Machinery and Equipment						
	505	Equipment, Machines and Devices						
	001	Computers and accessories	4666	12000	12000	12000	12000	12000
		Total of Item	4666	12000	12000	12000	12000	12000
		Total of Project / Treasury	97925	50000	50000	150000	150000	150000
		Total of Program	226264	150000	150000	295000	320000	220000

Capital Expenditures According to Program and Projects for the Years 2020 - 2024

Chapter : 2901 Ministry of Labour

(In JDs)

Program		4805 Labor Market Regulation						
Project		003 Reduction of child labour.						
Fund Source		102001 Capital (Treasury)						
Group	item	Description	Actual 2020	Estimated 2021	Re-estimated 2021	Estimated 2022	Indicative 2023	Indicative 2024
25		Subsidies						
2511		Subsidies to Public Corporations						
	520	Subsidies to non-financial public corporations/capital						
	027	Jordan Hashemite Fund for Human Development	225000	225000	225000	125000	125000	125000
Total of Item			225000	225000	225000	125000	125000	125000
Total of Project / Treasury			225000	225000	225000	125000	125000	125000
Project		006 Regulating employment and Vocational work						
Fund Source		102001 Capital (Treasury)						
Group	item	Description	Actual 2020	Estimated 2021	Re-estimated 2021	Estimated 2022	Indicative 2023	Indicative 2024
22		Use of Goods and Services						
2211		Use of Goods and Services						
	512	Operating and Sustaining Expenditures						
	007	Vehicles and equipment maintenance	3234	0	0	0	0	0
	012	Subscriptions, insurances	22526	0	0	0	0	0
	015	Operating systems and software	0	35000	35000	35000	35000	35000
	017	Promotion, advertising and awareness	9091	0	0	0	0	0
	035	Technical and administrative support	468464	0	0	0	0	0
Total of Item			503315	35000	35000	35000	35000	35000
Total of Project / Treasury			503315	35000	35000	35000	35000	35000
Total of Program			728315	260000	260000	160000	160000	160000

Capital Expenditures According to Program and Projects for the Years 2020 - 2024

Chapter : 2901 Ministry of Labour

(In JDs)

Program 4810 Training and Employment								
Project		016 Development of employment and unemployment alleviation services						
Fund Source		102001 Capital (Treasury)						
Group	item	Description	Actual 2020	Estimated 2021	Re-estimated 2021	Estimated 2022	Indicative 2023	Indicative 2024
21		Compensations of Employees						
2111		Salaries, Wages and Allowances						
	501	Salaries						
	001	Salaries	32009	27000	27000	30000	30000	30000
		Total of Item	32009	27000	27000	30000	30000	30000
22		Use of Goods and Services						
2211		Use of Goods and Services						
	512	Operating and Sustaining Expenditures						
	008	Qualification and training expenses	0	2000	2000	0	0	0
	015	Operating systems and software	0	3000	2000	0	0	0
	038	Living supply	7539	0	0	0	0	0
		Total of Item	7539	5000	4000	0	0	0
28		Other Expenditures						
2822		Other Capital Expenditures						
	504	Studies, Research and Consultations						
	026	Analytical studies and re-engineering procedures	0	14000	13000	0	0	0
		Total of Item	0	14000	13000	0	0	0
31		Non-financial Assets						
3112		Devices, Machinery and Equipment						
	505	Equipment, Machines and Devices						
	001	Computers and accessories	0	9000	4000	0	0	0
	003	Office supplies and equipment	0	5000	2000	0	0	0
		Total of Item	0	14000	6000	0	0	0
		Total of Project / Treasury	39548	60000	50000	30000	30000	30000
Project		017 Country service program						
Fund Source		102001 Capital (Treasury)						
Group	item	Description	Actual 2020	Estimated 2021	Re-estimated 2021	Estimated 2022	Indicative 2023	Indicative 2024
22		Use of Goods and Services						
2211		Use of Goods and Services						
	512	Operating and Sustaining Expenditures						
	008	Qualification and training expenses	5341839	847000	250000	0	0	0
	035	Technical and administrative support	2202951	0	0	0	0	0
		Total of Item	7544790	847000	250000	0	0	0
		Total of Project / Treasury	7544790	847000	250000	0	0	0
		Total of Program	7584338	907000	300000	30000	30000	30000

Capital Expenditures According to Program and Projects for the Years 2020 - 2024

Chapter : 2901 Ministry of Labour

(In JDs)

Program 4815 Appropriate Work Environment								
Project 005 Optimal Work.								
Fund Source 102001 Capital (Treasury)								
Group	item	Description	Actual 2020	Estimated 2021	Re-estimated 2021	Estimated 2022	Indicative 2023	Indicative 2024
22		Use of Goods and Services						
2211		Use of Goods and Services						
	512	Operating and Sustaining Expenditures						
	013	Services contracts	35000	0	0	0	0	0
		Total of Item	35000	0	0	0	0	0
		Total of Project / Treasury	35000	0	0	0	0	0
Project 007 Anti-Human Trafficking Unit								
Fund Source 102001 Capital (Treasury)								
Group	item	Description	Actual 2020	Estimated 2021	Re-estimated 2021	Estimated 2022	Indicative 2023	Indicative 2024
22		Use of Goods and Services						
2211		Use of Goods and Services						
	512	Operating and Sustaining Expenditures						
	013	Services contracts	0	55000	55000	55000	55000	55000
	035	Technical and administrative support	55000	0	0	0	0	0
		Total of Item	55000	55000	55000	55000	55000	55000
		Total of Project / Treasury	55000	55000	55000	55000	55000	55000
		Total of Program	90000	55000	55000	55000	55000	55000
		Total of Chapter	8628917	1372000	765000	540000	565000	465000