

Chapter : 2704 Jordan Food and Drug Administration

Creation: Jordan Food and Drug Administration was established under the temporary law no. (31) for the year 2003, and the permanent law No. (41) of the Administration was approved in 2008. It enjoys legal personality and financial and administrative autonomy. In this capacity, it may undertake any legal act necessary to achieve their objectives, including entering into contracts and owning movable and immovable assets, Accepting of donations, grants, and bequests, and it may on its behalf appoint the civil attorney general in legal and judicial procedures related to it.

Vision : Excellence regionally and internationally in the field of food and drug control.

Mission: Ensure the safety and quality of food and its suitability for human consumption and the effectiveness, quality and safety of medicine and related materials through the implementation of monitoring systems based on scientific foundations and international standards and enhancing cooperation with partners.

Legal Framework Under the Jordan Food and Drug Administration Law No. (41) of 2008, and the Food Law No. (30) of 2015 published in the Official Gazette No. 5345 dated 16/6/2015, the Medicine and Pharmacy Law No. 12 of 2013 and amendments thereto, and the Narcotics and Psychotropic Substances Law No.23 of 2016.

Ministry/Department Contribution to the Achievement of the National Objectives:

- Jordanian citizens enjoying decent level of health at different levels
- Develop the Jordanian economy to become prosperous and open to regional and international markets

Major Issues and Challenges which face the Ministry / Department:

- Competition to attract existing competences in the Corporation by other entities
- Multiple control bodies which lead to the overlap and duplication of authorities, in addition to the lack of human resources at the Administration necessary to undertake oversight.
- Rapid development in food and drug sciences as well as tests and lab equipment and international legislations.
- Political factors surrounding the region, subsequent immigrations and asylum camps which lay additional burden on the Administration's activities and operations.

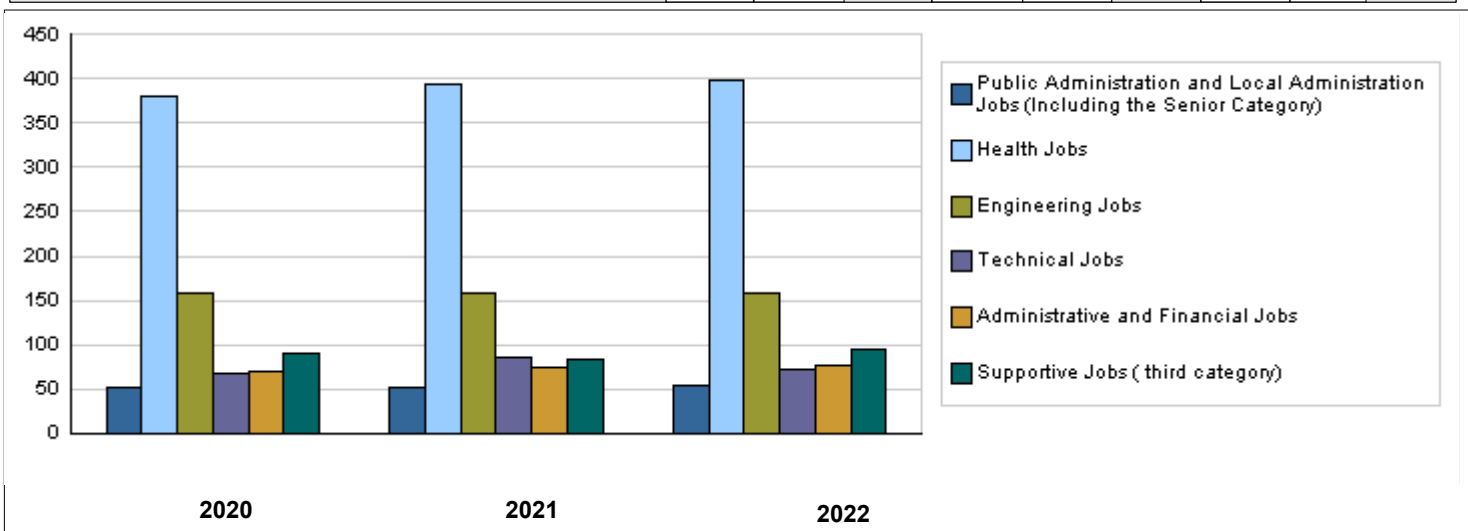
CHAPTER : 2704 Jordan Food and Drug Administration

Strategic Objectives and Performance Indicators of the Ministry / Department

Strategic Objective	Performance Indicator	Base year	Value	Actual Value	Target Value	Preliminary Self Evaluation	Target Value		
				2020	2021	2021	2022	2023	2024
1 - To contribute to realizing food and medicine and relevant goods security	1 Number of control programs implemented annually based on the list of the major critical deficiencies	2018	3	5	6	5	6	7	8
	2 Control of strategic drug products stock for (3-6) months	2018	%100	%100	%100	%100	%100	%100	%100
2 - To improve the quality of the services provided, ensure the application of quality and excellence standards, and improve and develop institutional performance.	1 Percentage of customer satisfaction	2018	%70	%72	%75	%74	%80	%85	%90
	2 Percenatge of the Corporation's staff satisfaaaction	2018	%63	%64	%70	%70	%75	%80	%85

Number of Staff of the Ministry / Department

Group	Job	2020			2021			Preliminary 2022		
		Male	Female	Total	Male	Female	Total	Male	Female	Total
Public Administration and Local Administration Jobs (Including the Senior Category)	Supervisory and Leadership Jobs	33	20	53	33	20	53	33	21	54
Health Jobs	Physician	15	5	20	16	6	22	16	6	22
	Veterinarian	43	37	80	45	38	83	45	38	83
	Nurse	4	3	7	5	4	9	5	4	9
	Supportive Medical Profissions Technician	78	67	145	81	67	148	82	68	150
	Pharmacist	37	92	129	38	93	131	38	95	133
Engineering Jobs	Engineering Jobs	94	65	159	94	65	159	94	65	159
Technical Jobs	Various Technical Jobs	32	35	67	42	43	85	35	38	73
Administrative and Financial Jobs	Administrative and Financial Jobs	33	38	71	35	40	75	36	42	78
Supportive Jobs (third category)	Support Employee (Office Boy, Driver)	66	25	91	62	21	83	69	27	96
Total		435	387	822	451	397	848	453	404	857
Total Cost of Salaries		4087954	3636870	7724824	4453625	3920375	8374000	4869882	4343118	9213000



Key Information of the Ministry / Department

No.	Description	2018	2019	2020	2021	2022
1	Accreditation of factories sites or food workshops	26900	26950	27030	27250	27700
2	Testing food and medicines samples periodically	8340	8450	8500	9000	9500
3	Importing and circulation license for special use food	1045	1084	1100	1150	1200
4	Re- testing imported customs transactions	255	265	270	285	300
5	Imported dispatches statement	53786	54125	55266	55800	59000
6	Food additions license	961	965	970	975	990
7	Customs transaction test	82246	91885	93750	93800	94000
8	Issuing health certificate for a product for exporting purposes	446	465	478	490	500
9	Importing and circulation license of athletes food	418	508	515	525	540

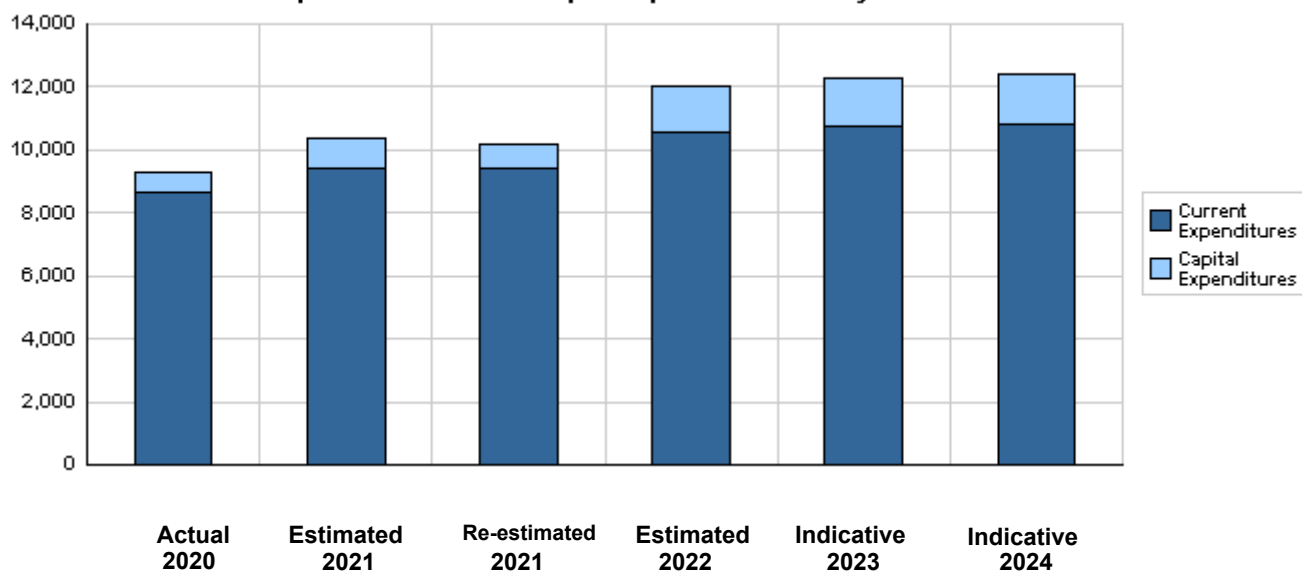
**Overall Summary of Expenditures for Chapter 2704- Jordan Food and Drug Administration
for the Years 2020 - 2024**

(In JDs)

Description		Actual 2020	Estimated 2021	Re-estimated 2021	Estimated 2022	Indicative 2023 2024	
Group	Current Expenditures						
2111	Salaries, Wages and Allowances	7,106,824	7,616,000	7,614,000	8,281,000	8,363,000	8,446,000
2121	Social Security Contributions	618,000	760,000	760,000	932,000	946,000	960,000
2211	Use of Goods and Services	830,518	945,000	934,000	1,125,000	1,215,000	1,220,000
2821	Other Current Expenditures	72,688	125,000	125,000	200,000	215,000	215,000
Total current expenditures		8,628,030	9,446,000	9,433,000	10,538,000	10,739,000	10,841,000
Capital Expenditures							
2211	Use of Goods and Services	444,410	476,500	418,500	485,000	430,000	430,000
2822	Other Capital Expenditures	18,859	50,000	24,000	80,000	100,000	100,000
3111	Buildings and Constructions	0	0	0	5,000	5,000	5,000
3112	Devices, Machinery and Equipment	43,908	116,500	96,500	555,000	540,000	540,000
3113	Other Fixed Assets	8,384	20,000	20,000	30,000	30,000	30,000
3122	Inventories	157,584	241,000	216,000	345,000	445,000	445,000
Total capital expenditures		673,145	904,000	775,000	1,500,000	1,550,000	1,550,000
Treasury		673,145	904,000	775,000	1,500,000	1,550,000	1,550,000
Total current and capital expenditures		9,301,175	10,350,000	10,208,000	12,038,000	12,289,000	12,391,000

(Thousands of JDs)

Graph of the current and capital expenditures for the years 2020 - 2024

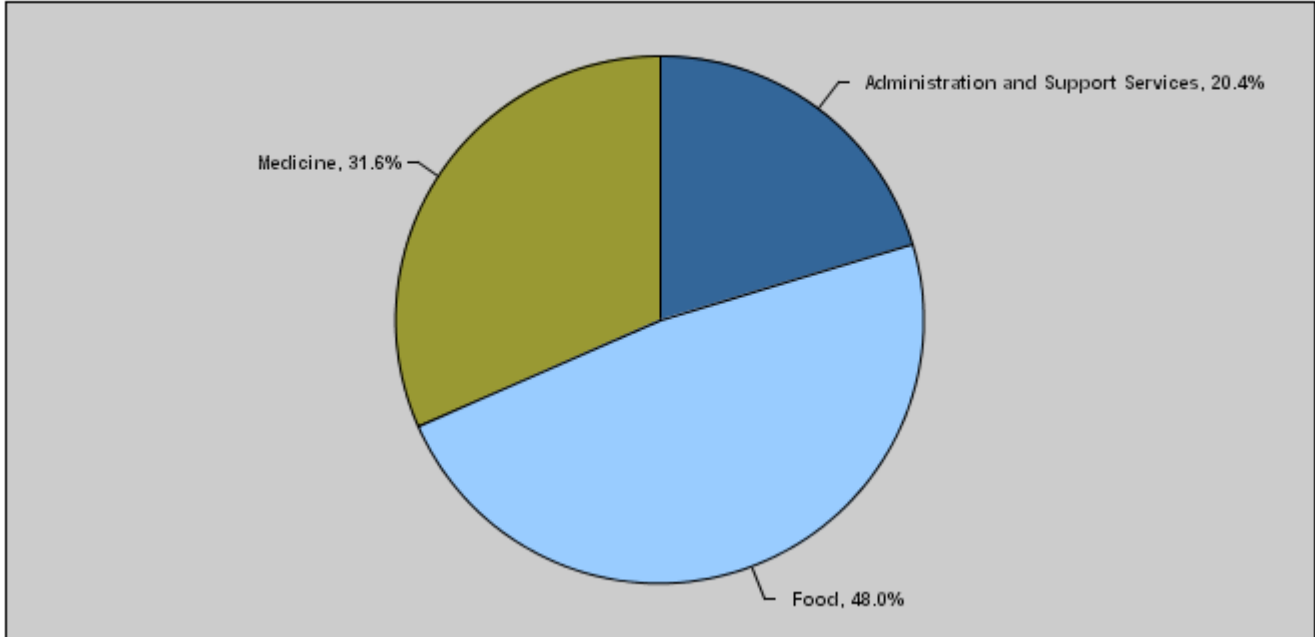


**Budget of Chapter 2704 - Jordan Food and Drug Administration
For the Year 2022 Distributed According to Program**

(In JDs)

Prog.	Description	Current Expenditures	Capital Expenditures	Total Expenditures
6441	Administration and Support Services	2,451,000	0	2,451,000
6442	Food	4,603,000	1,175,000	5,778,000
6443	Medicine	3,484,000	325,000	3,809,000
Total		10,538,000	1,500,000	12,038,000

Total Expenditures for the Year 2022 Distributed According to Programs



Estimated Allocations for Females distributed according to Programs for the Years 2020 - 2024

Program	2020	2021	2022	2023	2024
6441 Administration and Support Services	959513	1031000	1201000	1257000	1274000
6442 Food	2065120	2354000	2831000	2892000	2908000
6443 Medicine	1532942	1655000	1866000	1872000	1890000
Total	4557575	5040000	5898000	6021000	6072000

Budget Chapter 2704 - Jordan Food and Drug Administration Distributed According to the Program

6441 Administration and Support Services Program

Objective of the program :

Provide supportive services for the Corporation's directorates and provide infrastructure (supplies, maintenance and financial matters) to facilitate food and medicine program.

The strategic objective related to the program :

To improve the quality of the services provided, ensure the application of quality and excellence standards, and improve and develop institutional performance.

Directorates associated with the program :

- Planning and Institutional Performance Directorate.
- Financial Affairs Directorate.
- Human Resources and Administrative Affairs Directorate.

Services provided by the program :

Provide required training for employees as per training requirements
 Evaluate staff and service recipients satisfaction
 Develop the Corporation's services and ensure their availability in different governorates.

Staff working in the program :

The program is implemented through a functional staff in 2021 estimated with (189) staff, including (106) males and (83) females .

Key Performance Indicators for Program

Performance Measurement Indicator	Base Year	Value	Actual value	Target Value	Preliminary Self Evaluation	Target Value		
			2020	2021		2021	2022	2023
1 Number of new branches (cumulative number)	2018	5	6	13	13	14	15	16

Appropriations Of Administration and Support Services Program as Per Activities and Projects.

(In JDs)

Activities and Projects	Actual	Estimated	Re-estimated	Estimated	Indicative	
	2020	2021	2021	2022	2023	2024
Current Expenditures	1,958,190	2,109,500	2,103,300	2,451,000	2,566,000	2,600,000
601 Administrative and Support Services	1,958,190	2,109,500	2,103,300	2,451,000	2,566,000	2,600,000
Capital Expenditures	0	0	0	0	0	0
Program / Treasury	0	0	0	0	0	0
Total Program	1,958,190	2,109,500	2,103,300	2,451,000	2,566,000	2,600,000

Budget Chapter 2704 - Jordan Food and Drug Administration Distributed According to the Program

6442	Food Program
-------------	---------------------

Objective of the program :

Promote the level of health food control to the maximum possible level within the available potentials through good planning of health food control programs, effectively supervise these programs and efficiently and effectively manage the available potentials.

The strategic objective related to the program :

To contribute to realizing food and medicine security

Directorates associated with the program :

- Food Directorate.
- Labs Directorates.
- Areas Directorate.

Services provided by the program :

- Control and inspect circulated food.
- Conduct lab tests on different kinds of food.
- Allow the circulation of imported food.
- Allow the construction of new food industrial projects.
- Issue health certificates for food products ready for exports.

Staff working in the program :

The program is implemented through a functional staff in 2021 estimated with (353) staff, including (190) males and (163) females .

Key Performance Indicators for Program

Performance Measurement Indicator		Base Year	Value	Actual value	Target Value	Preliminary Self Evaluation	Target Value		
				2020	2021		2021	2022	2023
1	Number of pollutants monitoring programs in locally imported and produced food	2018	3	5	6	6	7	8	9

Appropriations Of Food Program as Per Activities and Projects.

(In JDs)

Activities and Projects	Actual	Estimated	Re-estimated	Estimated	Indicative	
	2020	2021	2021	2022	2023	2024
Current Expenditures	3,733,426	4,213,000	4,208,200	4,603,000	4,657,000	4,689,000
601 Ensure food safety	3,733,426	4,213,000	4,208,200	4,603,000	4,657,000	4,689,000
Capital Expenditures	481,105	615,000	550,000	1,175,000	1,245,000	1,245,000
001 Food Laboratories	462,293	565,000	500,000	1,050,000	1,100,000	1,100,000
003 Pesticides Residues laboratory for Food Safety Project	18,812	50,000	50,000	125,000	145,000	145,000
Program / Treasury	481,105	615,000	550,000	1,175,000	1,245,000	1,245,000
Total Program	4,214,531	4,828,000	4,758,200	5,778,000	5,902,000	5,934,000

Budget Chapter 2704 - Jordan Food and Drug Administration Distributed According to the Program

6443 Medicine Program

Objective of the program :

Realize medicine security in Jordan through controlling and preserving the strategic stock of medicine, organizing the medicine market, encouraging the national medicine industry and investing in the field of medicine manufacturing.

The strategic objective related to the program :

To contribute to realizing food and medicine security

Directorates associated with the program :

- Medical Devices and Supplies Directorate.
- Labs Directorate.
- Medicine Directorate.

Services provided by the program :

- Register and price medicines
- Accredit medicines manufacturing sites.
- Control and inspection on factories, pharmacies, and related institutions.
- Provide a database (registered, priced, imported, and exported medicine)
- Permit the circulation of medical supplies of pharmaceutical form

Staff working in the program :

The program is implemented through a functional staff in 2021 estimated with (306) staff, including (155) males and (151) females .

Key Performance Indicators for Program

Performance Measurement Indicator	Base Year	Value	Actual value	Target Value	Preliminary Self Evaluation	Target Value		
			2020	2021		2021	2022	2023
1 Obtaining accreditation for drug laboratories	2018	%100	%100	%100	%100	%100	%100	%100

Appropriations Of Medicine Program as Per Activities and Projects.

(In JDs)

Activities and Projects	Actual	Estimated	Re-estimated	Estimated	Indicative	
	2020	2021	2021	2022	2023	2024
Current Expenditures	2,936,414	3,123,500	3,121,500	3,484,000	3,516,000	3,552,000
601 Ensure medicine safety	2,936,414	3,123,500	3,121,500	3,484,000	3,516,000	3,552,000
Capital Expenditures	192,040	289,000	225,000	325,000	305,000	305,000
001 Drug Laboratories	104,432	119,000	114,000	325,000	305,000	305,000
002 Standardization of laboratories	87,608	170,000	111,000	0	0	0
Program / Treasury	192,040	289,000	225,000	325,000	305,000	305,000
Total Program	3,128,454	3,412,500	3,346,500	3,809,000	3,821,000	3,857,000

Chapter : 2704 Jordan Food and Drug Administration

(In JDs)

Current Activities Appropriations According to Program								
Prog.	Activites		Actual	Estimated	Re-estimated	Estimated	Indicative	Indicative
			2020	2021	2021	2022	2023	2024
6442	601	Ensure food safety	3733426	4213000	4208200	4603000	4657000	4689000
		Total of Program	3733426	4213000	4208200	4603000	4657000	4689000
6443	601	Ensure medicine safety	2936414	3123500	3121500	3484000	3516000	3552000
		Total of Program	2936414	3123500	3121500	3484000	3516000	3552000
6441	601	Administrative and Support Services	1958190	2109500	2103300	2451000	2566000	2600000
		Total of Program	1958190	2109500	2103300	2451000	2566000	2600000
		Total	8628030	9446000	9433000	10538000	10739000	10841000

Capital Projects Appropriations According to Program								
Prog.	Projects		Actual	Estimated	Re-estimated	Estimated	Indicative	Indicative
			2020	2021	2021	2022	2023	2024
6442	001	Food Laboratories	462293	565000	500000	1050000	1100000	1100000
	003	Pesticides Residues laboratory for Food Safety Project	18812	50000	50000	125000	145000	145000
		Total of Program	481105	615000	550000	1175000	1245000	1245000
6443	001	Drug Laboratories	104432	119000	114000	325000	305000	305000
	002	Standardization of laboratories	87608	170000	111000	0	0	0
		Total of Program	192040	289000	225000	325000	305000	305000
		Total	673145	904000	775000	1500000	1550000	1550000

Overall Summary of Current Expenditures for the Years 2020 - 2024

Chapter: 2704 Jordan Food and Drug Administration

(In JDs)

Group	Item	Description	Actual 2020	Estimated 2021	Re-estimated 2021	Estimated 2022	Indicative 2023	Indicative 2024
21		Compensations of Employees						
2111		Salaries, Wages and Allowances						
	101	Classified Employees	118494	47500	47000	48000	45000	45000
	102	Unclassified Employees	1192277	1215800	1215000	1238000	1249000	1262000
	103	Comprehensive Contract Employees	97460	88200	88000	91000	93000	95000
	105	Personal Cost of Living Allowance	1187023	1240000	1240000	1306000	1320000	1335000
	106	Family Cost of Living Allowance	79874	83000	83000	88000	91000	94000
	110	Overtime Allowance	347854	375000	375000	450000	450000	450000
	111	Additional Allowance	1405800	1719500	1719000	1883000	1911000	1931000
	113	Transportation Allowance	82161	90000	90000	99000	102000	105000
	114	Transport Allowance	129500	135000	135000	143000	147000	150000
	116	Employees' Bonuses	2103043	2151000	2151000	2400000	2400000	2400000
	120	Contract Employees	363338	471000	471000	535000	555000	579000
Total			7106824	7616000	7614000	8281000	8363000	8446000
2121		Social Security Contributions						
	301	Social Security	618000	760000	760000	932000	946000	960000
Total			618000	760000	760000	932000	946000	960000
22		Use of Goods and Services						
2211		Use of Goods and Services						
	201	Rents	70170	123000	123000	140000	140000	140000
	202	Telecommunications Services	55000	45000	45000	47000	48000	48000
	203	Water	7194	15000	15000	19000	19000	19000
	204	Electricity	78918	94000	90000	104000	104000	104000
	205	Fuels	103257	111000	109000	125000	126000	127000
	206	Maintenance of Machines, furniture and accessories	48844	55000	53000	60000	65000	65000
	207	Maintenance of vehicles, equipment and accessories	9982	12000	12000	25000	25000	25000
	209	Stationery, Publications and Office Supplies	39515	38000	37000	58000	58000	58000
	210	Substances and raw materials (medicines, clothes, food, films, etc..)	8141	15000	15000	17000	17000	17000
	211	Cleaning services and supplies including cleaning contracts	288960	297000	297000	320000	350000	350000
	212	Insurance	9793	17000	17000	20000	20000	20000
	213	Official Travel Missions	6093	6000	6000	9000	9000	9000
	214	Goods and services expenses	104651	117000	115000	181000	234000	238000
Total			830518	945000	934000	1125000	1215000	1220000
28		Other Expenditures						
2821		Other Current Expenditures						
	302	Contributions	63	1000	1000	1000	1000	1000
	303	Scientific scholarships and training courses	2650	1000	1000	15000	15000	15000
	305	Non-Employees' Bonuses	69975	123000	123000	164000	179000	179000
	306	Refunds from previous years revenues	0	0	0	20000	20000	20000
Total			72688	125000	125000	200000	215000	215000
Total of Chapter			8628030	9446000	9433000	10538000	10739000	10841000

Current Expenditures According to Program and Activities for the Years 2020 - 2024

Chapter : 2704 - Jordan Food and Drug Administration

(In JDs)

Program : 6441 - Administration and Support Services								
Activity : 601 - Administrative and Support Services								
Group	Item	Description	Actual 2020	Estimated 2021	Re-estimated 2021	Estimated 2022	Indicative 2023	Indicative 2024
21		Compensations of Employees						
2111		Salaries, Wages and Allowances						
	101	Classified Employees	25013	15000	15000	15000	15000	15000
	102	Unclassified Employees	217974	226800	226800	235000	240000	245000
	103	Comprehensive Contract Employees	65928	80200	80000	82000	83000	84000
	105	Personal Cost of Living Allowance	221866	222000	222000	240000	245000	250000
	106	Family Cost of Living Allowance	17347	17200	17200	19000	20000	21000
	110	Overtime Allowance	29754	37000	37000	45000	45000	45000
	111	Additional Allowance	164500	214000	214000	259000	266000	271000
	113	Transportation Allowance	17361	20000	20000	23000	24000	25000
	114	Transport Allowance	21300	23500	23500	27000	28000	30000
	116	Employees' Bonuses	405999	418000	418000	430000	430000	430000
	001	Employees' bonuses	320000	320000	320000	330000	330000	330000
	009	Bonuses of food and drug committees	31000	43000	43000	45000	45000	45000
	010	Technical classification bonuses	54999	55000	55000	55000	55000	55000
	120	Contract Employees	57438	65300	65300	80000	85000	90000
		Total	1244480	1339000	1338800	1455000	1481000	1506000
2121		Social Security Contributions						
	301	Social Security	111000	145000	145000	200000	205000	210000
		Total	111000	145000	145000	200000	205000	210000
22		Use of Goods and Services						
2211		Use of Goods and Services						
	202	Telecommunications Services	55000	45000	45000	47000	48000	48000
	203	Water	4161	6000	6000	9000	9000	9000
	204	Electricity	19485	18000	18000	26000	26000	26000
	205	Fuels	41782	43000	42000	48000	48000	48000
	001	Heating	21784	23000	22000	25000	25000	25000
	002	Saloon vehicles	19998	20000	20000	23000	23000	23000
	206	Maintenance of Machines, furniture and accessories	23864	35000	33000	35000	35000	35000
	207	Maintenance of vehicles, equipment and accessories	9982	12000	12000	25000	25000	25000
	209	Stationery, Publications and Office Supplies	29943	25000	24000	38000	38000	38000
	210	Substances and raw materials (medicines, clothes, food, films, etc..)	1230	5000	5000	6000	6000	6000
	014	Clothes and fabrics	1230	5000	5000	6000	6000	6000
	211	Cleaning services and supplies including cleaning contracts	288960	297000	297000	320000	350000	350000
	212	Insurance	9793	17000	17000	20000	20000	20000
	213	Official Travel Missions	4171	2000	2000	5000	5000	5000
	214	Goods and services expenses	104651	117000	115000	181000	234000	238000
	001	Events and hospitality	2816	9000	7000	8000	8000	8000
	008	Advertisements and subscriptions	4890	3000	3000	6000	6000	6000
	013	Services, security and guarding contracts	96945	105000	105000	162000	215000	219000
	121	Administrative expenses	0	0	0	5000	5000	5000
		Total	593022	622000	616000	760000	844000	848000
28		Other Expenditures						
2821		Other Current Expenditures						
	302	Contributions	63	1000	1000	1000	1000	1000
	014	Saving Fund contribution	63	1000	1000	1000	1000	1000
	303	Scientific scholarships and training courses	1650	1000	1000	10000	10000	10000
	305	Non-Employees' Bonuses	7975	1500	1500	5000	5000	5000
	306	Refunds from previous years revenues	0	0	0	20000	20000	20000
		Total	9688	3500	3500	36000	36000	36000
		Total of Activity	1958190	2109500	2103300	2451000	2566000	2600000
		Total of Program	1958190	2109500	2103300	2451000	2566000	2600000

Current Expenditures According to Program and Activities for the Years 2020 - 2024

Chapter : 2704 - Jordan Food and Drug Administration

(In JDs)

Program : 6442 - Food								
Activity : 601 - Ensure food safety								
Group	Item	Description	Actual 2020	Estimated 2021	Re-estimated 2021	Estimated 2022	Indicative 2023	Indicative 2024
21		Compensations of Employees						
2111		Salaries, Wages and Allowances						
	101	Classified Employees	47749	20500	20000	21000	20000	20000
	102	Unclassified Employees	617809	658500	657700	670000	675000	680000
	103	Comprehensive Contract Employees	12560	0	0	0	0	0
	105	Personal Cost of Living Allowance	580257	642000	642000	666000	670000	675000
	106	Family Cost of Living Allowance	51527	55800	55800	58000	59000	60000
	110	Overtime Allowance	167100	187000	187000	220000	220000	220000
	111	Additional Allowance	740300	860500	860000	924000	935000	940000
	113	Transportation Allowance	43800	51000	51000	54000	55000	56000
	114	Transport Allowance	64200	65500	65500	68000	69000	70000
	116	Employees' Bonuses	770900	762000	762000	875000	875000	875000
	001	Employees' bonuses	567900	564000	564000	620000	620000	620000
	009	Bonuses of food and drug committees	83000	78000	78000	100000	100000	100000
	010	Technical classification bonuses	120000	120000	120000	155000	155000	155000
	120	Contract Employees	149000	236200	236200	260000	270000	279000
		Total	3245202	3539000	3537200	3816000	3848000	3875000
2121		Social Security Contributions						
	301	Social Security	317000	375000	375000	430000	437000	442000
		Total	317000	375000	375000	430000	437000	442000
22		Use of Goods and Services						
2211		Use of Goods and Services						
	201	Rents	70170	123000	123000	140000	140000	140000
	203	Water	3033	7000	7000	8000	8000	8000
	204	Electricity	49623	61000	58000	63000	63000	63000
	205	Fuels	13872	27000	27000	34000	34000	34000
	001	Heating	9817	20000	20000	25000	25000	25000
	002	Saloon vehicles	4055	7000	7000	9000	9000	9000
	206	Maintenance of Machines, furniture and accessories	1980	7000	7000	10000	15000	15000
	209	Stationery, Publications and Office Supplies	4812	6000	6000	10000	10000	10000
	210	Substances and raw materials (medicines, clothes, food, films, etc..)	5734	8000	8000	8000	8000	8000
	014	Clothes and fabrics	5734	8000	8000	8000	8000	8000
	213	Official Travel Missions	1000	2000	2000	2000	2000	2000
		Total	150224	241000	238000	275000	280000	280000
28		Other Expenditures						
2821		Other Current Expenditures						
	303	Scientific scholarships and training courses	1000	0	0	3000	3000	3000
	305	Non-Employees' Bonuses	20000	58000	58000	79000	89000	89000
		Total	21000	58000	58000	82000	92000	92000
		Total of Activity	3733426	4213000	4208200	4603000	4657000	4689000
		Total of Program	3733426	4213000	4208200	4603000	4657000	4689000

Current Expenditures According to Program and Activities for the Years 2020 - 2024

Chapter : 2704 - Jordan Food and Drug Administration

(In JDs)

Program : 6443 - Medicine								
Activity : 601 - Ensure medicine safety								
Group	Item	Description	Actual 2020	Estimated 2021	Re-estimated 2021	Estimated 2022	Indicative 2023	Indicative 2024
21		Compensations of Employees						
2111		Salaries, Wages and Allowances						
	101	Classified Employees	45732	12000	12000	12000	10000	10000
	102	Unclassified Employees	356494	330500	330500	333000	334000	337000
	103	Comprehensive Contract Employees	18972	8000	8000	9000	10000	11000
	105	Personal Cost of Living Allowance	384900	376000	376000	400000	405000	410000
	106	Family Cost of Living Allowance	11000	10000	10000	11000	12000	13000
	110	Overtime Allowance	151000	151000	151000	185000	185000	185000
	111	Additional Allowance	501000	645000	645000	700000	710000	720000
	113	Transportation Allowance	21000	19000	19000	22000	23000	24000
	114	Transport Allowance	44000	46000	46000	48000	50000	50000
	116	Employees' Bonuses	926144	971000	971000	1095000	1095000	1095000
	001	Employees' bonuses	649999	650000	650000	695000	695000	695000
	009	Bonuses of food and drug committees	161146	206000	206000	250000	250000	250000
	010	Technical classification bonuses	114999	115000	115000	150000	150000	150000
	120	Contract Employees	156900	169500	169500	195000	200000	210000
		Total	2617142	2738000	2738000	3010000	3034000	3065000
2121		Social Security Contributions						
	301	Social Security	190000	240000	240000	302000	304000	308000
		Total	190000	240000	240000	302000	304000	308000
22		Use of Goods and Services						
2211		Use of Goods and Services						
	203	Water	0	2000	2000	2000	2000	2000
	204	Electricity	9810	15000	14000	15000	15000	15000
	205	Fuels	47603	41000	40000	43000	44000	45000
	001	Heating	35000	25000	24000	25000	25000	25000
	002	Saloon vehicles	12603	16000	16000	18000	19000	20000
	206	Maintenance of Machines, furniture and accessories	23000	13000	13000	15000	15000	15000
	209	Stationery, Publications and Office Supplies	4760	7000	7000	10000	10000	10000
	210	Substances and raw materials (medicines, clothes, food, films, etc..)	1177	2000	2000	3000	3000	3000
	014	Clothes and fabrics	1177	2000	2000	3000	3000	3000
	213	Official Travel Missions	922	2000	2000	2000	2000	2000
		Total	87272	82000	80000	90000	91000	92000
28		Other Expenditures						
2821		Other Current Expenditures						
	303	Scientific scholarships and training courses	0	0	0	2000	2000	2000
	305	Non-Employees' Bonuses	42000	63500	63500	80000	85000	85000
		Total	42000	63500	63500	82000	87000	87000
		Total of Activity	2936414	3123500	3121500	3484000	3516000	3552000
		Total of Program	2936414	3123500	3121500	3484000	3516000	3552000
		Total of Chapter	8628030	9446000	9433000	10538000	10739000	10841000

Overall Summary of Capital Expenditures for the Years 2020 - 2024

Chapter : 2704 Jordan Food and Drug Administration

(In JDs)

Group	Item	Description	Actual 2020	Estimated 2021	Re-estimated 2021	Estimated 2022	Indicative 2023	Indicative 2024
		Expenditures						
22		Use of Goods and Services						
2211		Use of Goods and Services						
	510	Buildings and facilities repair and maintenance	75046	154000	96000	100000	0	0
	512	Operating and Sustaining Expenditures	369364	322500	322500	385000	430000	430000
Total			444410	476500	418500	485000	430000	430000
28		Other Expenditures						
2822		Other Capital Expenditures						
	504	Studies, Research and Consultations	18859	50000	24000	80000	100000	100000
Total			18859	50000	24000	80000	100000	100000
		Fixed Assets						
31		Non-financial Assets						
3111		Buildings and Constructions						
	508	Works and Constructions	0	0	0	5000	5000	5000
Total			0	0	0	5000	5000	5000
3112		Devices, Machinery and Equipment						
	505	Equipment, Machines and Devices	43908	116500	96500	405000	540000	540000
	506	Vehicles and Equipment	0	0	0	150000	0	0
Total			43908	116500	96500	555000	540000	540000
3113		Other Fixed Assets						
	511	Equipping and furnishing	8384	20000	20000	30000	30000	30000
Total			8384	20000	20000	30000	30000	30000
3122		Inventories						
	503	Materials and supplies	157584	241000	216000	345000	445000	445000
Total			157584	241000	216000	345000	445000	445000
Total of Chapter			673145	904000	775000	1500000	1550000	1550000

Capital Expenditures According to Program and Projects for the Years 2020 - 2024

Chapter : 2704 Jordan Food and Drug Administration

(In JDs)

Program 6442 Food								
Project		001 Food Laboratories						
Fund Source		102001 Capital (Treasury)						
Group	Item	Description	Actual 2020	Estimated 2021	Re-estimated 2021	Estimated 2022	Indicative 2023	Indicative 2024
22		Use of Goods and Services						
2211		Use of Goods and Services						
	510	Buildings and facilities repair and maintenance						
	009	Buildings repair and renovation	0	0	0	100000	0	0
		Total of Item	0	0	0	100000	0	0
	512	Operating and Sustaining Expenditures						
	011	Capacity building expenses	45001	0	0	0	0	0
	013	Services contracts	31000	0	0	0	0	0
	015	Operating systems and software	82247	92500	92500	125000	200000	200000
	050	Monitoring pollutants in food	10000	10000	10000	10000	10000	10000
	052	Food inspectors classification bases	149949	150000	150000	150000	150000	150000
	054	Expenditures for obtaining ISO and LEMS certificates	22216	40000	40000	45000	40000	40000
		Total of Item	340413	292500	292500	330000	400000	400000
28		Other Expenditures						
2822		Other Capital Expenditures						
	504	Studies, Research and Consultations						
	006	Computer systems studies	18859	50000	24000	80000	100000	100000
		Total of Item	18859	50000	24000	80000	100000	100000
31		Non-financial Assets						
3112		Devices, Machinery and Equipment						
	505	Equipment, Machines and Devices						
	001	Computers and accessories	9297	20000	11000	50000	50000	50000
	003	Office supplies and equipment	17434	20000	20000	20000	20000	20000
	049	Devices and equipment for food laboratories	436	32500	22500	100000	300000	300000
		Total of Item	27167	72500	53500	170000	370000	370000
	506	Vehicles and Equipment						
	002	Field vehicles	0	0	0	150000	0	0
		Total of Item	0	0	0	150000	0	0
3113		Other Fixed Assets						
	511	Equipping and furnishing						
	006	Furnishing and equipping the buildings and facilities	8384	20000	20000	30000	30000	30000
		Total of Item	8384	20000	20000	30000	30000	30000
3122		Inventories						
	503	Materials and supplies						
	005	Medical supplies and spare parts	5726	25000	25000	40000	50000	50000
	006	Laboratories supplies and materials	61744	105000	85000	150000	150000	150000
		Total of Item	67470	130000	110000	190000	200000	200000
		Total of Project / Treasury	462293	565000	500000	1050000	1100000	1100000

Capital Expenditures According to Program and Projects for the Years 2020 - 2024

Chapter : 2704 Jordan Food and Drug Administration

(In JDs)

Program 6442 Food								
Project		003 Pesticides Residues laboratory for Food Safety Project						
Fund Source		102001 Capital (Treasury)						
Group	item	Description	Actual 2020	Estimated 2021	Re-estimated 2021	Estimated 2022	Indicative 2023	Indicative 2024
31		Non-financial Assets						
3112		Devices, Machinery and Equipment						
	505	Equipment, Machines and Devices						
	049	Devices and equipment for food laboratories	0	8000	8000	100000	100000	100000
		Total of Item	0	8000	8000	100000	100000	100000
3122		Inventories						
	503	Materials and supplies						
	006	Laboratories supplies and materials	18812	42000	42000	25000	45000	45000
		Total of Item	18812	42000	42000	25000	45000	45000
		Total of Project / Treasury	18812	50000	50000	125000	145000	145000
		Total of Program	481105	615000	550000	1175000	1245000	1245000

Capital Expenditures According to Program and Projects for the Years 2020 - 2024

Chapter : 2704 Jordan Food and Drug Administration

(In JDs)

Program 6443 Medicine								
Project		001 Drug Laboratories						
Fund Source		102001 Capital (Treasury)						
Group	Item	Description	Actual 2020	Estimated 2021	Re-estimated 2021	Estimated 2022	Indicative 2023	Indicative 2024
22		Use of Goods and Services						
2211		Use of Goods and Services						
	512	Operating and Sustaining Expenditures						
	053	Drugs tests expenditures	0	0	0	10000	5000	5000
	054	Expenditures for obtaining ISO and LEMS certificates	21229	25000	25000	45000	25000	25000
		Total of Item	21229	25000	25000	55000	30000	30000
31		Non-financial Assets						
3111		Buildings and Constructions						
	508	Works and Constructions						
	014	Buildings extensions	0	0	0	5000	5000	5000
		Total of Item	0	0	0	5000	5000	5000
3112		Devices, Machinery and Equipment						
	505	Equipment, Machines and Devices						
	001	Computers and accessories	4271	15000	15000	20000	20000	20000
	050	Devices and equipment for drug laboratories	12470	20000	20000	115000	50000	50000
		Total of Item	16741	35000	35000	135000	70000	70000
3122		Inventories						
	503	Materials and supplies						
	005	Medical supplies and spare parts	331	30000	30000	40000	50000	50000
	006	Laboratories supplies and materials	66131	29000	24000	90000	150000	150000
		Total of Item	66462	59000	54000	130000	200000	200000
		Total of Project / Treasury	104432	119000	114000	325000	305000	305000
Project		002 Standardization of laboratories						
Fund Source		102001 Capital (Treasury)						
Group	Item	Description	Actual 2020	Estimated 2021	Re-estimated 2021	Estimated 2022	Indicative 2023	Indicative 2024
22		Use of Goods and Services						
2211		Use of Goods and Services						
	510	Buildings and facilities repair and maintenance						
	009	Buildings repair and renovation	75046	154000	96000	0	0	0
		Total of Item	75046	154000	96000	0	0	0
	512	Operating and Sustaining Expenditures						
	006	Devices, tools and equipment maintenance	7722	5000	5000	0	0	0
		Total of Item	7722	5000	5000	0	0	0
31		Non-financial Assets						
3112		Devices, Machinery and Equipment						
	505	Equipment, Machines and Devices						
	050	Devices and equipment for drug laboratories	0	1000	0	0	0	0
		Total of Item	0	1000	0	0	0	0
3122		Inventories						
	503	Materials and supplies						
	006	Laboratories supplies and materials	4840	10000	10000	0	0	0
		Total of Item	4840	10000	10000	0	0	0
		Total of Project / Treasury	87608	170000	111000	0	0	0
		Total of Program	192040	289000	225000	325000	305000	305000
		Total of Chapter	673145	904000	775000	1500000	1550000	1550000