

Chapter : 2202 Jordan Co-operative Corporation

Creation: The first legislation was issued under No. (39) for the year 1952 under which the Cooperative Construction Department was established at the Ministry of Construction as a formal entity. Also, Law No. (55) for the year 1968 was issued under which the Jordan Cooperative organization was established as a private organization including (Central Cooperative Union, Account Control Union, the Cooperative Institute, and the establishment of the Cooperative Bank). Jordan Cooperative organization continued from 1968 to 1997 during which the Cooperative Bank was established. The Cooperative Bank provided loans, trading service, and production requirements. In addition, fattening and mechanisms stations and pastoral reserves were established... etc. and many associations, particularly agricultural cooperative societies were established, which helped to bring about real development. In 1997, the Cooperation Law No. (18) of 1997 was issued, under which Jordan Cooperative Corporation was established as the legal successor of the organization.

Vision : A cooperative sector contributing effectively in promoting the economic, social and cultural level in the community.

Mission: Establishing the culture of cooperative work based on self-dependency and teamwork and consolidated efforts and resources towards the effective contribution in the sustainable development.

Legal Framework Cooperation law no. (18) for 1997

Tasks of the Ministry / Department:

- Register cooperative societies and unions
- Provide guidance and direction and technical services for societies and cooperative unions.
- Provide the technical support for cooperative societies and unions to facilitate their connection with lending sources and establish qualitative cooperative funds to finance their projects
- Organize collaborative training and education courses for the members of cooperative unions and societies and their workers including the establishment of cooperative institutes and training center
- Dissemination of collaborative culture in various means of communication with citizens
- Prepare legislations drafts related to cooperative sector in the Kingdom.
- Cooperation and Coordination with the related entities to enable cooperative unions and societies to implement their developmental programs in different sectors
- Participate with cooperative societies and unions in representing cooperative sector before the Arab, regional and international private and public organizations.

Ministry/Department Contribution to the Achievement of the National Objectives:

- Develop the Jordanian economy to become a prosperous country
- Strengthen Jordanians self-dependence and assist those who are unable to meet their basic needs.

Major Issues and Challenges which face the Ministry / Department:

- Weak coordination among different cooperative societies
- Projects overlap between different sectors
- Weak management of cooperative societies members for implemented projects and depletion of their financial sources.
- Finance societies from different sources without prior coordination with the cooperative Corporation (legal umbrella of cooperative societies)
- Non-existence of clear plans or strategy for the cooperative societies
- Lack of coordination among government institutions concerned with the cooperative work.
- Insufficient staff for activating obligatory means of monitoring on societies and legal accountability if necessary.

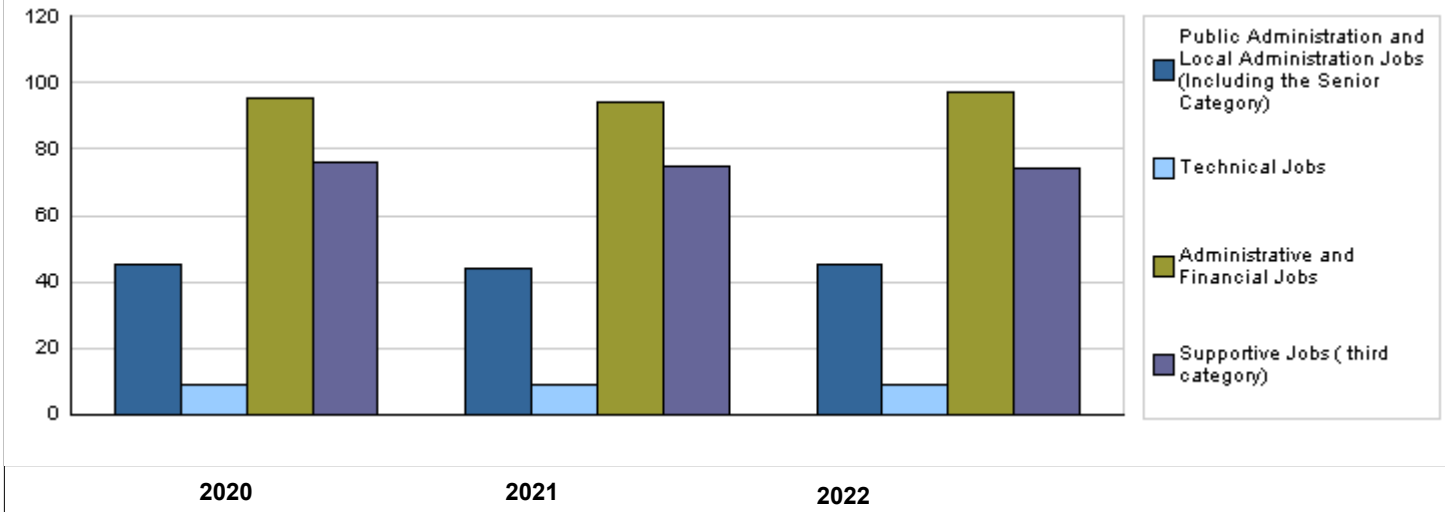
CHAPTER : 2202 Jordan Co-operative Corporation

Strategic Objectives and Performance Indicators of the Ministry / Department

Strategic Objective	Performance Indicator	Base year	Value	Actual Value	Target Value	Preliminary Self Evaluation	Target Value		
				2020	2021	2021	2022	2023	2024
1 - To promote the economic, social and cultural level for local societies and cooperative entities and disseminate the cooperative culture through media, communication, education and training means	1 Number of societies	2017	1600	1600	1650	1650	1700	1750	1800
	2 Number of trainees	2017	700	800	850	850	900	950	1000
2 - To promote self-dependence in order to achieve economic and social benefits for cooperative entities and concentrate on the optimal usage of own resources.	1 Number of cooperative societies members	2017	144850	146000	147000	146500	147000	147500	148000
3 - To build the Corporation's capacities and enhance its dependence on its resources to enable it to optimally perform its functions towards cooperative sector and develop regulatory and legislative environment of the cooperative sector and apply the best related standards.	2 Number of prepared and modified regulations	2017	2	2	2	2	2	2	2

Number of Staff of the Ministry / Department

Group	Job	2020			2021			Preliminary 2022		
		Male	Female	Total	Male	Female	Total	Male	Female	Total
Public Administration and Local Administration Jobs (Including the Senior Category)	Supervisory and Leadership Jobs	39	6	45	38	6	44	39	6	45
Technical Jobs	Programmers and Technicians	4	5	9	4	5	9	4	5	9
Administrative and Financial Jobs	Administrative and Financial Jobs	64	31	95	63	31	94	65	32	97
Supportive Jobs (third category)	Support service jobs	54	22	76	53	22	75	53	21	74
Total		161	64	225	158	64	222	161	64	225
Total Cost of Salaries		1155808	459451	1615259	1229838	498162	1728000	1344529	534471	1879000



Key Information of the Ministry / Department

No.	Description	2018	2019	2020	2021	2022
1	Number of cooperarive societies	1600	1515	1550	1600	1650
2	Number of socieaties and unions budgets audited by the Corporation	925	1149	931	1000	1050

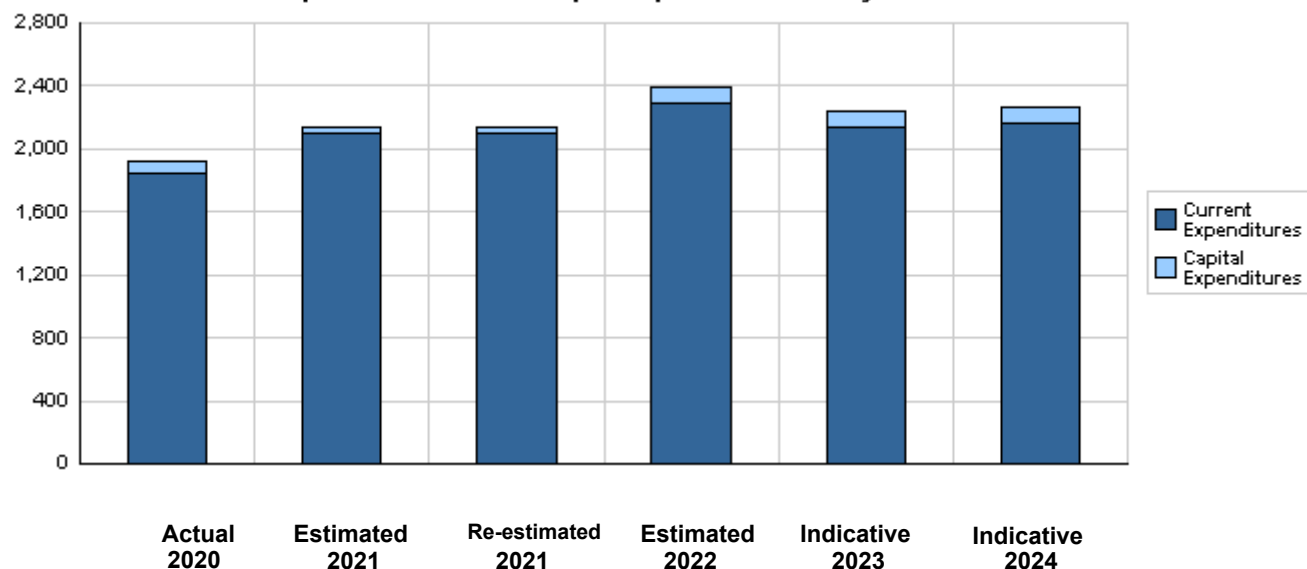
**Overall Summary of Expenditures for Chapter 2202- Jordan Co-operative Corporation
for the Years 2020 - 2024**

(In JDs)

Description		Actual 2020	Estimated 2021	Re-estimated 2021	Estimated 2022	Indicative 2023 2024	
Group	Current Expenditures						
2111	Salaries, Wages and Allowances	1,436,657	1,533,000	1,533,000	1,664,000	1,683,000	1,703,000
2121	Social Security Contributions	178,602	195,000	195,000	215,000	220,000	225,000
2211	Use of Goods and Services	226,555	345,000	345,000	393,000	216,000	216,000
2821	Other Current Expenditures	4,288	24,000	24,000	24,000	24,000	24,000
Total current expenditures		1,846,102	2,097,000	2,097,000	2,296,000	2,143,000	2,168,000
Capital Expenditures							
2211	Use of Goods and Services	77,153	35,000	35,000	76,000	76,000	76,000
3112	Devices, Machinery and Equipment	2,547	5,000	5,000	24,000	24,000	24,000
Total capital expenditures		79,700	40,000	40,000	100,000	100,000	100,000
Treasury		79,700	40,000	40,000	100,000	100,000	100,000
Total current and capital expenditures		1,925,802	2,137,000	2,137,000	2,396,000	2,243,000	2,268,000

(Thousands of JDs)

Graph of the current and capital expenditures for the years 2020 - 2024

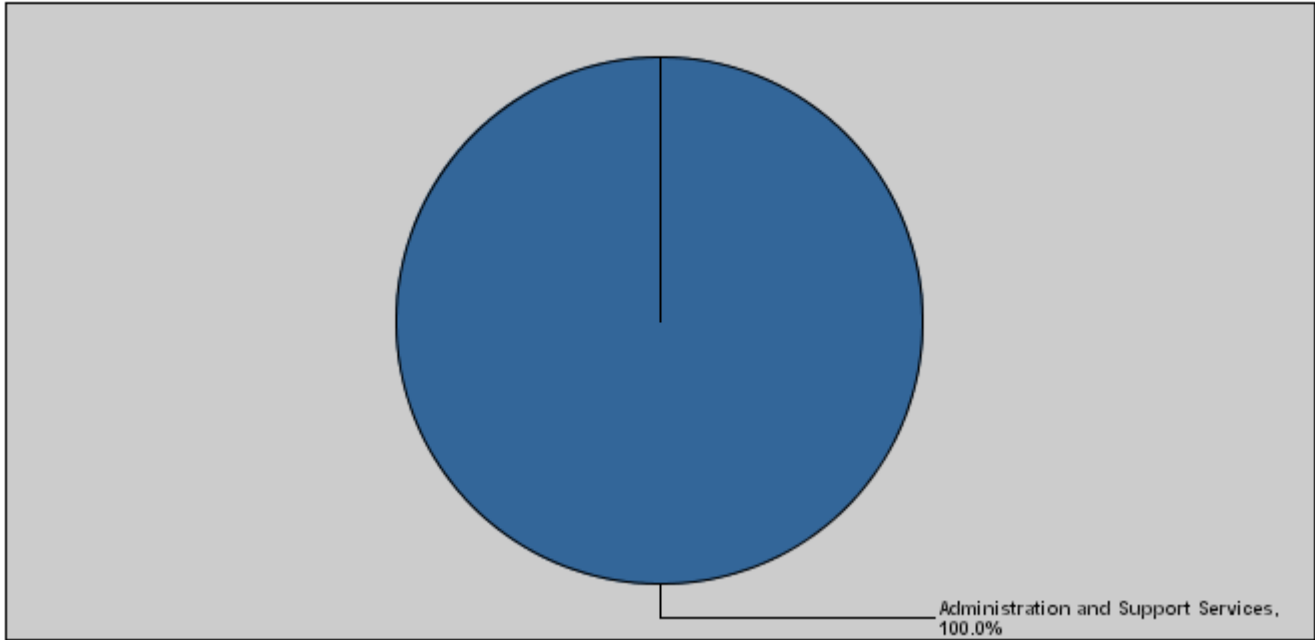


**Budget of Chapter 2202 - Jordan Co-operative Corporation
For the Year 2022 Distributed According to Program**

(In JDs)

Prog.	Description	Current Expenditures	Capital Expenditures	Total Expenditures
6141	Administration and Support Services	2,296,000	100,000	2,396,000
	Total	2,296,000	100,000	2,396,000

Total Expenditures for the Year 2022 Distributed According to Programs



Estimated Allocations for Females distributed according to Programs for the Years 2020 - 2024

Program	2020	2021	2022	2023	2024
6141 Administration and Support Services	481000	534000	609000	561000	567000
Total	481000	534000	609000	561000	567000

Budget Chapter 2202 - Jordan Co-operative Corporation Distributed According to the Program

6141	Administration and Support Services Program
-------------	--

Objective of the program :

The program aims at improving and developing working human resources competencies of their different job levels for the purposes of upgrading performance efficiency and increasing effectiveness and productivity as well as ensuring quick achievement and work development to ensure management improvement of the Corporation's programs and projects.

The strategic objective related to the program :

To promote the economic, social and cultural level for local societies and cooperative entities and disseminate the cooperative culture through media, communication, education and training means.

- To promote self-dependence in order to achieve economic and social benefits for cooperative entities and concentrate on the optimal usage of own resources.
- To build the Corporation's capacities and enhance its dependence on its resources to enable it to optimally perform its functions towards cooperative sector and develop regulatory and legislative environment of the cooperative sector and apply the best related standards.

Directorates associated with the program :

- Internal Control Unit.
- Financial Affairs Directorate.
- Human Resources & Administrative Affairs Directorate.
- Legal Affairs Directorate.
- Projects & Technical Support Directorate.
- Public Relations Unit.
- Governorates Cooperation Directorates.
- Directorate of Cooperation in the Center.
- Directorate of Cooperative Training

Services provided by the program :

- Register cooperative societies and unions.
- Provide guidance, direction and technical services for cooperative societies and unions.
- Provide technical support for cooperative societies and unions to facilitate their connection with lending sources and establish specific cooperative funds to finance their projects
- Organize training and cooperative education courses for members of cooperative societies and unions and their employees, including establishing cooperative institutes and a training center
- Spread cooperative culture by various means of communication with citizens
- Prepare draft legislation related to the cooperative sector in the Kingdom.
- Cooperate and coordinate with the relevant authorities to enable cooperative societies and unions to implement their development programs in various sectors
- Participate with cooperative societies and unions by representing the cooperative sector to Arab, regional and international official and private organizations.

Staff working in the program :

The program is implemented through a functional staff in 2021 estimated with (222) staff, including (158) males and (64) females .

Key Performance Indicators for Program

Performance Measurement Indicator	Base Year	Value	Actual value	Target Value	Preliminary Self Evaluation	Target Value			
			2020	2021		2021	2022	2023	2024
			3	Percentage of customer satisfaction		2017	83%	90%	91%
4	Number of audited budgets for associations and unions by the Co-operative Corporation	2017	925	931	1050	1000	1100	1150	1200

Appropriations Of Administration and Support Services Program as Per Activities and Projects.

(In JDs)

Activities and Projects	Actual	Estimated	Re-estimated	Estimated	Indicative	
	2020	2021	2021	2022	2023	2024
Current Expenditures	1,846,102	2,097,000	2,097,000	2,296,000	2,143,000	2,168,000
601 Administrative and Support Services	1,846,102	2,097,000	2,097,000	2,296,000	2,143,000	2,168,000
Capital Expenditures	79,700	40,000	40,000	100,000	100,000	100,000
001 Sustaining Cooperation and Guidance Services	79,700	30,000	30,000	80,000	80,000	80,000
002 Rehabilitation of filtering and sterilization stations	0	10,000	10,000	20,000	20,000	20,000
Program / Treasury	79,700	40,000	40,000	100,000	100,000	100,000
Total Program	1,925,802	2,137,000	2,137,000	2,396,000	2,243,000	2,268,000

Chapter : 2202 Jordan Co-operative Corporation

(In JDs)

Current Activities Appropriations According to Program								
Prog.	Activites		Actual	Estimated	Re-estimated	Estimated	Indicative	Indicative
			2020	2021	2021	2022	2023	2024
6141	601	Administrative and Support Services	1846102	2097000	2097000	2296000	2143000	2168000
		Total of Program	1846102	2097000	2097000	2296000	2143000	2168000
		Total	1846102	2097000	2097000	2296000	2143000	2168000

Capital Projects Appropriations According to Program								
Prog.	Projects		Actual	Estimated	Re-estimated	Estimated	Indicative	Indicative
			2020	2021	2021	2022	2023	2024
6141	001	Sustaining Cooperation and Guidance Services	79700	30000	30000	80000	80000	80000
	002	Rehabilitation of filtering and sterilization stations	0	10000	10000	20000	20000	20000
		Total of Program	79700	40000	40000	100000	100000	100000
		Total	79700	40000	40000	100000	100000	100000

Overall Summary of Current Expenditures for the Years 2020 - 2024

Chapter: 2202 Jordan Co-operative Corporation

(In JDs)

Group	Item	Description	Actual 2020	Estimated 2021	Re-estimated 2021	Estimated 2022	Indicative 2023	Indicative 2024
21		Compensations of Employees						
2111		Salaries, Wages and Allowances						
	101	Classified Employees	11737	12000	12000	25000	26000	27000
	102	Unclassified Employees	317807	295000	295000	334000	337000	340000
	103	Comprehensive Contract Employees	0	0	0	5000	5000	5000
	105	Personal Cost of Living Allowance	328102	313000	313000	333000	336000	339000
	106	Family Cost of Living Allowance	28569	33000	33000	29000	30000	31000
	111	Additional Allowance	210000	271000	271000	303000	305000	307000
	113	Transportation Allowance	55488	62000	62000	65000	66000	67000
	114	Transport Allowance	31189	47000	47000	46000	47000	49000
	116	Employees' Bonuses	338652	360000	360000	370000	370000	370000
	120	Contract Employees	115113	140000	140000	154000	161000	168000
Total			1436657	1533000	1533000	1664000	1683000	1703000
2121		Social Security Contributions						
	301	Social Security	178602	195000	195000	215000	220000	225000
Total			178602	195000	195000	215000	220000	225000
22		Use of Goods and Services						
2211		Use of Goods and Services						
	201	Rents	25590	27000	27000	30000	40000	40000
	202	Telecommunications Services	7402	10000	10000	10000	10000	10000
	203	Water	1961	3000	3000	5000	5000	5000
	204	Electricity	15522	15000	15000	20000	20000	20000
	205	Fuels	13547	21000	21000	30000	30000	30000
	206	Maintenance of Machines, furniture and accessories	1392	3000	3000	3000	3000	3000
	207	Maintenance of vehicles, equipment and accessories	8471	12000	12000	12000	10000	10000
	208	Repair and maintenance of buildings and accessories	2129	4000	4000	5000	5000	5000
	209	Stationery, Publications and Office Supplies	4350	9000	9000	6000	6000	6000
	211	Cleaning services and supplies including cleaning contracts	18358	20000	20000	23000	23000	23000
	212	Insurance	4967	9000	9000	8000	8000	8000
	213	Official Travel Missions	528	4000	4000	7000	7000	7000
	214	Goods and services expenses	122338	208000	208000	234000	49000	49000
Total			226555	345000	345000	393000	216000	216000
28		Other Expenditures						
2821		Other Current Expenditures						
	302	Contributions	1558	6000	6000	6000	6000	6000
	303	Scientific scholarships and training courses	700	3000	3000	3000	3000	3000
	305	Non-Employees' Bonuses	2030	15000	15000	15000	15000	15000
Total			4288	24000	24000	24000	24000	24000
Total of Chapter			1846102	2097000	2097000	2296000	2143000	2168000

Current Expenditures According to Program and Activities for the Years 2020 - 2024

Chapter : 2202 - Jordan Co-operative Corporation

(In JDs)

Program : 6141 - Administration and Support Services								
Activity : 601 - Administrative and Support Services								
Group	Item	Description	Actual 2020	Estimated 2021	Re-estimated 2021	Estimated 2022	Indicative 2023	Indicative 2024
21		Compensations of Employees						
2111		Salaries, Wages and Allowances						
	101	Classified Employees	11737	12000	12000	25000	26000	27000
	102	Unclassified Employees	317807	295000	295000	334000	337000	340000
	103	Comprehensive Contract Employees	0	0	0	5000	5000	5000
	105	Personal Cost of Living Allowance	328102	313000	313000	333000	336000	339000
	106	Family Cost of Living Allowance	28569	33000	33000	29000	30000	31000
	111	Additional Allowance	210000	271000	271000	303000	305000	307000
	113	Transportation Allowance	55488	62000	62000	65000	66000	67000
	114	Transport Allowance	31189	47000	47000	46000	47000	49000
	116	Employees' Bonuses	338652	360000	360000	370000	370000	370000
	120	Contract Employees	115113	140000	140000	154000	161000	168000
		Total	1436657	1533000	1533000	1664000	1683000	1703000
2121		Social Security Contributions						
	301	Social Security	178602	195000	195000	215000	220000	225000
		Total	178602	195000	195000	215000	220000	225000
22		Use of Goods and Services						
2211		Use of Goods and Services						
	201	Rents	25590	27000	27000	30000	40000	40000
	202	Telecommunications Services	7402	10000	10000	10000	10000	10000
	203	Water	1961	3000	3000	5000	5000	5000
	204	Electricity	15522	15000	15000	20000	20000	20000
	205	Fuels	13547	21000	21000	30000	30000	30000
	001	Heating	3067	5000	5000	11000	8000	8000
	002	Saloon vehicles	6190	9000	9000	11000	12000	12000
	003	Transport vehicles and heavy equipment	4290	7000	7000	8000	10000	10000
	206	Maintenance of Machines, furniture and accessories	1392	3000	3000	3000	3000	3000
	207	Maintenance of vehicles, equipment and accessories	8471	12000	12000	12000	10000	10000
	208	Repair and maintenance of buildings and accessories	2129	4000	4000	5000	5000	5000
	209	Stationery, Publications and Office Supplies	4350	9000	9000	6000	6000	6000
	211	Cleaning services and supplies including cleaning contracts	18358	20000	20000	23000	23000	23000
	212	Insurance	4967	9000	9000	8000	8000	8000
	213	Official Travel Missions	528	4000	4000	7000	7000	7000
	214	Goods and services expenses	122338	208000	208000	234000	49000	49000
	001	Events and hospitality	1411	7000	7000	3000	3000	3000
	008	Advertisements and subscriptions	1585	3000	3000	5000	5000	5000
	010	Fees and Commissions	280	3000	3000	3000	3000	3000
	013	Services, security and guarding contracts	11220	18000	18000	30000	30000	30000
	045	Repayment of previous liabilities	102850	170000	170000	170000	0	0
	060	Conferences and lectures	500	2000	2000	3000	3000	3000
	121	Administrative expenses	0	0	0	15000	0	0
	147	Liquidation Fund	4492	5000	5000	5000	5000	5000
		Total	226555	345000	345000	393000	216000	216000
28		Other Expenditures						
2821		Other Current Expenditures						
	302	Contributions	1558	6000	6000	6000	6000	6000
	303	Scientific scholarships and training courses	700	3000	3000	3000	3000	3000
	305	Non-Employees' Bonuses	2030	15000	15000	15000	15000	15000
		Total	4288	24000	24000	24000	24000	24000
		Total of Activity	1846102	2097000	2097000	2296000	2143000	2168000
		Total of Program	1846102	2097000	2097000	2296000	2143000	2168000
		Total of Chapter	1846102	2097000	2097000	2296000	2143000	2168000

Overall Summary of Capital Expenditures for the Years 2020 - 2024

Chapter : 2202 Jordan Co-operative Corporation

(In JDs)

Group	Item	Description	Actual 2020	Estimated 2021	Re-estimated 2021	Estimated 2022	Indicative 2023	Indicative 2024
		Expenditures						
22		Use of Goods and Services						
2211		Use of Goods and Services						
	510	Buildings and facilities repair and maintenance	1276	10000	10000	23000	23000	23000
	512	Operating and Sustaining Expenditures	75877	25000	25000	53000	53000	53000
Total			77153	35000	35000	76000	76000	76000
		Fixed Assets						
31		Non-financial Assets						
3112		Devices, Machinery and Equipment						
	505	Equipment, Machines and Devices	2547	5000	5000	24000	24000	24000
Total			2547	5000	5000	24000	24000	24000
Total of Chapter			79700	40000	40000	100000	100000	100000

Capital Expenditures According to Program and Projects for the Years 2020 - 2024

Chapter : 2202 Jordan Co-operative Corporation

(In JDs)

Program 6141 Administration and Support Services								
Project 001 Sustaining Cooperation and Guidance Services								
Fund Source 102001 Capital (Treasury)								
Group	item	Description	Actual 2020	Estimated 2021	Re-estimated 2021	Estimated 2022	Indicative 2023	Indicative 2024
22		Use of Goods and Services						
2211		Use of Goods and Services						
	510	Buildings and facilities repair and maintenance						
	009	Buildings repair and renovation	1276	10000	10000	23000	23000	23000
		Total of Item	1276	10000	10000	23000	23000	23000
	512	Operating and Sustaining Expenditures						
	011	Capacity building expenses	1705	0	0	0	0	0
	015	Operating systems and software	5941	10000	10000	23000	23000	23000
	025	Cases and compensations fees	0	5000	5000	10000	10000	10000
	035	Technical and administrative support	68231	0	0	0	0	0
		Total of Item	75877	15000	15000	33000	33000	33000
31		Non-financial Assets						
3112		Devices, Machinery and Equipment						
	505	Equipment, Machines and Devices						
	003	Office supplies and equipment	2547	5000	5000	24000	24000	24000
		Total of Item	2547	5000	5000	24000	24000	24000
		Total of Project / Treasury	79700	30000	30000	80000	80000	80000
Project 002 Rehabilitation of filtering and sterilization stations								
Fund Source 102001 Capital (Treasury)								
Group	item	Description	Actual 2020	Estimated 2021	Re-estimated 2021	Estimated 2022	Indicative 2023	Indicative 2024
22		Use of Goods and Services						
2211		Use of Goods and Services						
	512	Operating and Sustaining Expenditures						
	150	Filtering, sterilization and sterilants fees	0	10000	10000	20000	20000	20000
		Total of Item	0	10000	10000	20000	20000	20000
		Total of Project / Treasury	0	10000	10000	20000	20000	20000
		Total of Program	79700	40000	40000	100000	100000	100000
		Total of Chapter	79700	40000	40000	100000	100000	100000