

Chapter : 2201 Ministry of Agriculture

Creation: The Ministry of Agriculture was established in 1939 under Law No. (20) for the year 1973 which was amended under Agriculture Law No. 44 for the year 2002, and amendments thereto. A new law for agriculture was issued under No. 13 for the year 2015.

Vision : An agricultural sector that is organized and developed

Mission: Working with partners to organize and develop the agricultural sector for a sustainable and advanced sector that preserves the environment and agricultural resources, promotes self-reliance in food production, to have an effective contribution to economic development and meets the requirements of domestic and foreign markets.

Legal Framework Agriculture Law No. (13) for the year 2015

Tasks of the Ministry / Department:

- Preserve and develop the agricultural resources.
- Increase self-reliance and improve the agricultural trading balance.
- Upgrade the agricultural and livestock production efficiency.
- Achieve integration with other sectors in the national economy.
- Develop agricultural research, technology transfer and expand in agricultural guidance to serve agricultural development.
- Provide suitable institutional and investment environment to achieve agricultural development.
- Provide health protection to livestock, plant and environment resources.
- Contribute to comprehensive rural and agricultural development through financing farmers.
- Achieve food security on family level and combat poverty and unemployment.
- Agricultural development through developing the concept of regions
- Cooperate with the local, Arab, regional and international institutions to implement agricultural research programs and technology transfer and provide consultations in the field of agriculture.

Ministry/Department Contribution to the Achievement of the National Objectives:

- Develop the Jordanian economy to be prosperous.
- Improve infrastructure and its return.
- Preserve the environment.

Major Issues and Challenges which face the Ministry / Department:

- Regression in agricultural lands due to expansion in organization and legislation stimulating the division of lands
- Continuation of disintegration of agricultural property to smaller areas and increase in the number of agricultural beneficiaries
- Fluctuation and irregularity of rain quantities and succession of years of drought
- Deterioration of the quality of irrigation water due to increasing the rate of high salinity treated water in its mix
- The reluctance of local labour to work in agriculture, and almost complete reliance on expatriate labour and dropout of expatriate labour from the agricultural sector and the increase of their wages
- Shortage in the number and efficiency of administrative and technical cadres
- Low infrastructure of the plant and animal resources laboratories a matter which leads to non-availability of laboratory tests and inability to approve them internationally for granting quality certificates
- Unavailability of the necessary accurate and trustworthy agricultural information and statistics in the proper time for sound production and marketing planning.

Major Issues and Challenges which face the Ministry / Department:

- **Low organization of the agricultural sector and farmers' associations and inability of the private sector and the agricultural organizations to find suitable solutions, particularly in the field of marketing, storage and purchase of production inputs and incompleteness of the laws regulating the work**
- **Small size of most production and marketing units**
- **Low level of technology use**
- **Weather hazards (temperature, frost, winds, floods, rain) especially with climate change and agricultural pests' dangers**
- **Low institutional and organizational structure**

CHAPTER : 2201 Ministry of Agriculture

Strategic Objectives and Performance Indicators of the Ministry / Department

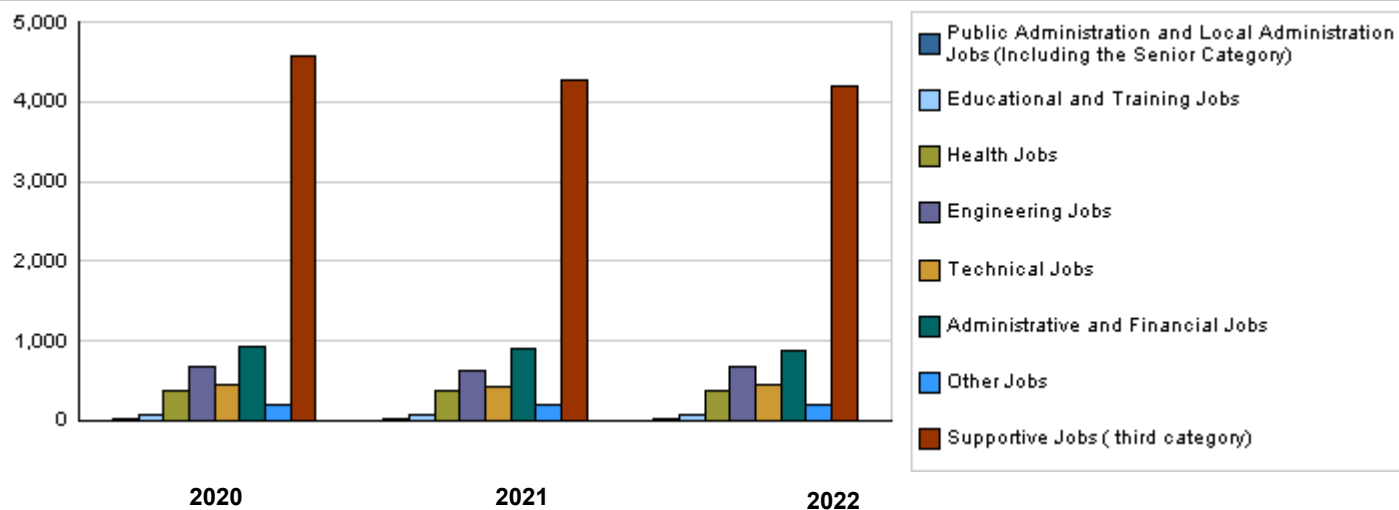
Strategic Objective	Performance Indicator	Base year	Value	Actual Value	Target Value	Preliminary Self Evaluation	Target Value		
				2020	2021	2021	2022	2023	2024
1 - To organize and restructure the agricultural sector to achieve a professional and regulated agricultural sector.	1 Increase the percentage of customer satisfaction 95% of farmers	2018	73.1 %	%74.3	82.1 %	%74.2	85.1 %	88,1 %	91,1 %
	2 Training and orientation of employees in technical fields and basic skills annually (number)	2018	950	635	950	207	950	950	950
	3 Number of facilities for built and rehabilitated veterinary clinics (number)	2018	3	2	2	2	3	3	3
	4 Increase production capacity of packing facilities by 90% in year 2025 (thousand tons)	2018	900	980	1189	1200	1326	1463	1600
2 - To promote the use of modern technology and communication in the agricultural sector	1 Number of operated digital platforms for agricultural services	2018	0	0	4	1	6	8	10
	2 Establishment of 17 training centers on modern agricultural technology in the agricultural sector (number)	2018	0	0	6	0	9	12	15
	3 Training of 3805 farmers on modern agricultural technology in the agricultural sector (number)	2018	3843	3881	3957	3941	3995	4033	4071
	4 Number of applied research in the field of modern agricultural technology	2018	26	13	27	11	30	35	38
	5 Number of adopted agricultural businesses	2018	3	3	3	3	3	3	3
	6 Number of associations participating in the permanent exhibition	2018	35	0	44	0	47	50	53
3 - To increase the production and productivity, enhancing the food security and relying on local agricultural production.	1 Increasing the value of agricultural production by 36% (million JDs)	2018	2691	2852	3174	3015	3335	3496	3657
	2 Increasing the number of farmers and families benefiting from small projects to reach 23974 in year 2025 (number)	2018	8962	739	16204	10174	20200	24196	28192
	3 Increase the capacity of laboratories tests of the Ministry of Agriculture / Livestock by 1% annually (Test)	2018	18500	16400	16117	15958	16278	16440	16603
	4 Increase the capacity of laboratories tests of the Ministry of Agriculture / plant resources by 1% annually (Test)	2018	20000	13130	18362	16179	18545	18730	18917
	5 Area of agricultural land that has been reclaimed (3000 dunums per year)	2018	5.6	1.3	3	2.8	3	3	3
	6 Increase the number of immunized animals against epidemic diseases (million doses)	2018	9.3	5.5	6	5.8	6	6	6
	7 Increase licensing of livestock facilities at rate of 1% annually (facility)	2018	3232	3300	3366	3100	3399	3432	3465
	8 Increase licensing of plant resource facilities at rate of 1% annually (facility)	2018	624	1010	713	1015	720	727	734
4 - To improve the quality of agricultural products, developing local agricultural industries, and enhancing the competitive advantage of agricultural exports.	1 Growth in the value of agricultural exports by 2.5% annually	2018	-10 %	2.3 %	7.8 %	0	10.3 %	12.8 %	15.3 %
	2 Growth in the value of agricultural exports to high-value markets by 3% annually	2018	-3 %	1.8 %	9 %	0	12 %	15 %	18 %
	3 Area of Syringopais Tempertella control campaigns (dunum)	2018	33000	25000	33000	33000	33000	33000	33000

Strategic Objectives and Performance Indicators of the Ministry / Department

Strategic Objective	Performance Indicator	Base year	Value	Actual Value	Target Value	Preliminary Self Evaluation	Target Value		
				2020	2021	2021	2022	2023	2024
4 - To improve the quality of agricultural products, developing local agricultural industries, and enhancing the competitive advantage of agricultural exports.	4 Increased rates of areas for and epidemic agricultural pest control campaigns (one thousand dunums)	2018	50	100	110	83	110	110	110
5 - To preserve the biodiversity and develop ecosystems	1 Increase of planted lands with forests and pastures by 1% annually (thousand dunums)	2018	925	776	950	792	959	968	977
	2 Decrease the area of forest lands affected by fires by 3% annually (one thousand dunams).	2018	336	2000	4712	5000	4562	4412	4262
	3 Increasing the number of pastoral reserves (from 41 to 45 in 2025)	2018	41	41	42	41	43	43	43
	4 Number of forestry seedlings produced annually (million)	2018	3.1	2.2	2	2.4	2	2	2

Number of Staff of the Ministry / Department

Group	Job	2020			2021			Preliminary 2022		
		Male	Female	Total	Male	Female	Total	Male	Female	Total
Public Administration and Local Administration Jobs (Including the Senior Category)	Supervisory and leadership jobs	21	13	34	21	13	34	21	13	34
Educational and Training Jobs	Educational and training jobs	45	24	69	45	24	69	45	24	69
Health Jobs	Physician	202	52	254	202	52	254	202	52	254
	Associate Nurse	96	0	96	96	0	96	96	0	96
	Other jobs	10	8	18	10	8	18	10	8	18
	Pharmacist	2	0	2	2	0	2	2	0	2
Engineering Jobs	Engineer	434	118	552	411	112	523	449	125	574
	Other jobs	99	17	116	99	17	116	99	17	116
Technical Jobs	Technical jobs	340	110	450	325	105	430	335	111	446
Administrative and Financial Jobs	Administrative and financial jobs	717	201	918	711	199	910	695	193	888
Other Jobs	Other jobs	144	59	203	144	59	203	144	59	203
Supportive Jobs (third category)	Supportive employee (Driver, Office Boy)	3485	1100	4585	3266	1002	4268	3205	985	4190
Total		5595	1702	7297	5332	1591	6923	5303	1587	6890
Total Cost of Salaries		32425494	9863841	42289335	37639776	11231224	48871000	39323785	11768215	51092000



Key Information of the Ministry / Department

No.	Description	base year	Value	Primary 2021	Estimated 2022													Total
					Irbid	Mafraq	Jarsh	Ajloun	Amman	Balqa'	Zaraq'	Madaba	Karak	Ma'an	Tafila	Aqaba		
1	Number of agricultural stations	2014	23	28	5	2	2	0	0	9	1	1	3	1	3	1	28	
2	Number of agricultural centers	2014	20	30	3	3	1	1	4	5	5	1	2	2	0	3	30	
3	Number of veterinary clinics	2014	48	52	9	5	1	2	6	5	3	3	6	5	3	4	52	
4	Number of forestry nurseries	2014	10	12	1	1	2	0	1	2	0	1	1	1	1	1	12	
5	Number of extension units	2014	12	17	1	1	1	1	1	6	1	1	1	1	1	1	17	
6	Number of reserves	2014	29	35	0	7	0	1	4	2	2	3	7	7	2	0	35	
7	Number of directorates	2014	43	76	8	4	1	2	34	7	2	2	8	4	3	1	76	

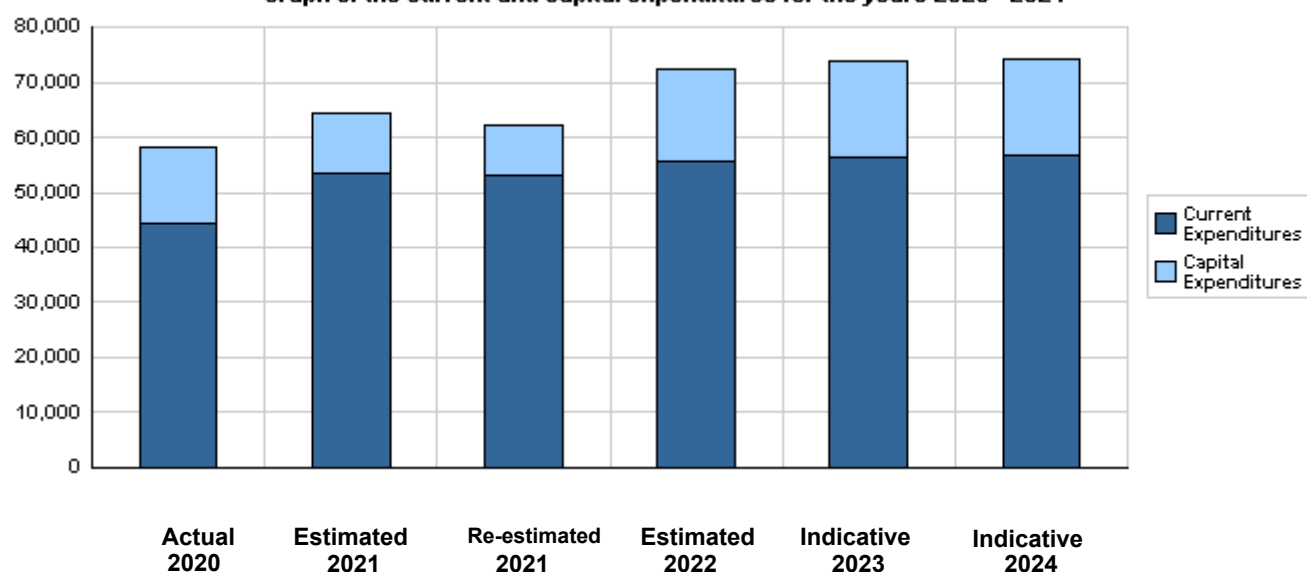
**Overall Summary of Expenditures for Chapter 2201- Ministry of Agriculture
for the Years 2020 - 2024**

(In JDs)

Description		Actual 2020	Estimated 2021	Re-estimated 2021	Estimated 2022	Indicative 2023 2024	
Group	Current Expenditures						
2111	Salaries, Wages and Allowances	36,803,599	43,787,000	43,381,000	45,342,000	45,916,000	46,498,000
2121	Social Security Contributions	5,485,736	5,550,000	5,490,000	5,750,000	5,860,000	5,950,000
2211	Use of Goods and Services	1,778,643	3,542,000	3,529,000	3,375,000	3,510,000	3,545,000
2511	Subsidies to Public Corporations	300,000	325,000	325,000	825,000	825,000	325,000
2821	Other Current Expenditures	18,145	215,000	215,000	297,000	297,000	297,000
Total current expenditures		44,386,123	53,419,000	52,940,000	55,589,000	56,408,000	56,615,000
Capital Expenditures							
2111	Salaries, Wages and Allowances	5,138,125	1,937,000	1,720,500	2,020,000	2,065,000	2,075,000
2211	Use of Goods and Services	3,635,613	1,057,900	854,800	2,114,650	1,710,500	1,515,500
2511	Subsidies to Public Corporations	912,530	1,062,500	862,500	1,562,500	2,562,500	2,562,500
2822	Other Capital Expenditures	41,554	150,000	150,000	283,000	215,000	220,000
3111	Buildings and Constructions	2,493,198	3,508,942	2,723,542	4,857,200	4,606,000	5,030,000
3112	Devices, Machinery and Equipment	334,716	702,700	472,700	2,219,000	1,864,000	1,135,000
3113	Other Fixed Assets	8,700	57,000	57,000	139,000	55,000	55,000
3122	Inventories	1,286,282	2,313,958	2,223,958	2,874,650	3,893,000	4,599,000
3141	Lands	0	0	0	668,000	505,000	490,000
Total capital expenditures		13,850,718	10,790,000	9,065,000	16,738,000	17,476,000	17,682,000
Treasury		13,323,723	10,153,000	8,428,000	15,938,000	16,676,000	16,882,000
Loans		526,995	637,000	637,000	800,000	800,000	800,000
Total current and capital expenditures		58,236,841	64,209,000	62,005,000	72,327,000	73,884,000	74,297,000

(Thousands of JDs)

Graph of the current and capital expenditures for the years 2020 - 2024

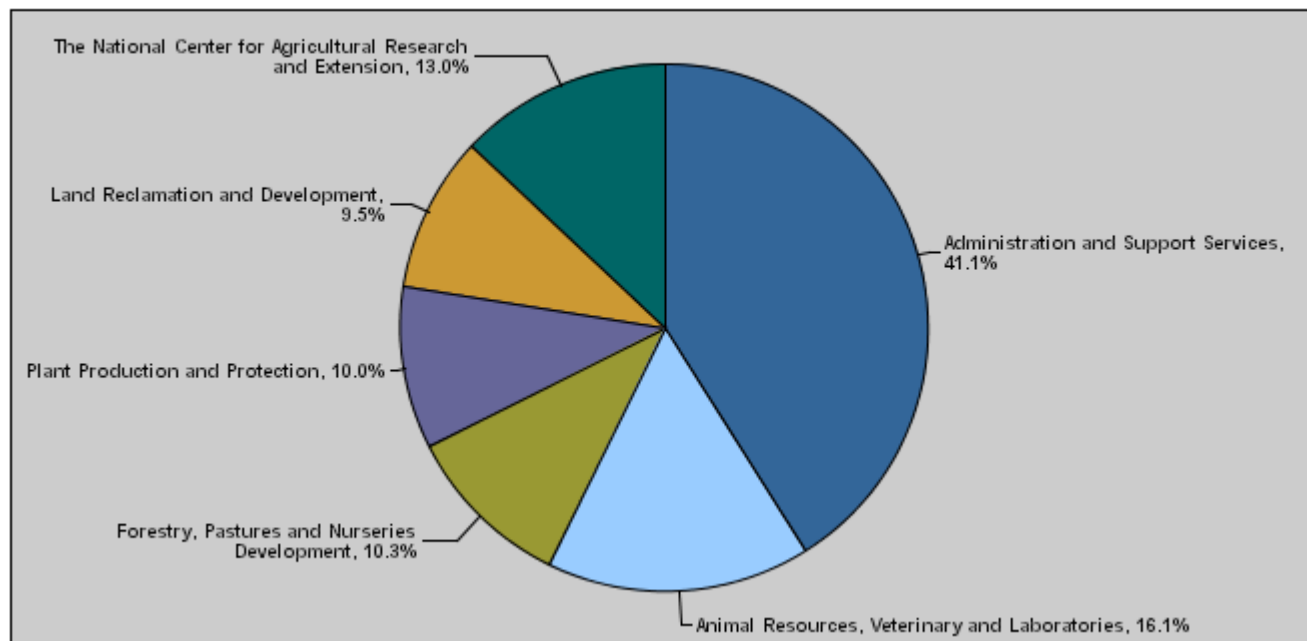


**Budget of Chapter 2201 - Ministry of Agriculture
For the Year 2022 Distributed According to Program**

(In JDs)

Prog.	Description	Current Expenditures	Capital Expenditures	Total Expenditures
4001	Administration and Support Services	24,136,000	5,574,350	29,710,350
4005	Animal Resources, Veterinary and Laboratories	9,253,000	2,408,650	11,661,650
4010	Forestry, Pastures and Nurseries Development	6,126,000	1,343,000	7,469,000
4015	Plant Production and Protection	6,311,000	923,000	7,234,000
4020	Land Reclamation and Development	1,894,000	4,964,000	6,858,000
4025	The National Center for Agricultural Research and Extension	7,869,000	1,525,000	9,394,000
	Total	55,589,000	16,738,000	72,327,000

Total Expenditures for the Year 2022 Distributed According to Programs



Estimated Allocations for Females distributed according to Programs for the Years 2020 - 2024

Program	2020	2021	2022	2023	2024
4001	4320000	4545000	4744000	4807000	4881000
4005	765000	805000	840000	851000	865000
4010	925000	974000	1016000	1029000	1045000
4015	1057000	1113000	1161000	1176000	1195000
4020	132000	139000	145000	147000	149000
4025	835000	878000	917000	929000	943000
Total	8034000	8454000	8823000	8939000	9078000

Budget Chapter 2201 - Ministry of Agriculture Distributed According to the Program

4001	Administration and Support Services Program
-------------	--

Objective of the program :

Provide support, assistance and follow up services for the remaining programs of the Ministry.

The strategic objective related to the program :

- To organize and restructure the agricultural sector to achieve a professional and organized agricultural sector
- Promote the use of modern technology and communication in the agricultural sector

Directorates associated with the program :

- 1- Administration and Support Services Directorate
- 2- Human Resources Management & Development Directorate
- 3- Financial Affairs Directorate
- 4- Tenders and Procurement Directorate
- 5- Directorate of Electronic Transformation and IT
- 6 - Directorate of Agricultural Machinery and Mechanization.
- 7 - Buildings Directorate
- 8 - Outreach Programs Directorate.
- 9 - Directorate of Training and Awareness of Farmers.
- 10 - Directorate of Documentation of Agricultural Holdings and Records
- 11 - Directorate of Licensing and Border Centers
- 12 - Agricultural Marketing and Foreign Trade Directorate
- 13 - Quality and Tracking Directorate
- 14 - Agricultural Information and Statistics Directorate

Services provided by the program :

- 1- Prepare studies and take measures related to developing and qualifying human resources to ensure good performance.
- 2- Supervise all administrative activities related to the Ministry's work and prepare manpower tables.
- 3- Prepare the draft general budget of the Ministry in coordination with other directorates.
- 4- Participate in formulating the financial policies of the Ministry and present them to the higher management to take suitable decisions and supervise their implementation after their approval.
- 5- Prepare the technical specifications of the devices, supplies and buildings and maintain them in cooperation with the concerned agencies.
- 6- Identify the Ministry's requirements of supplies and equipment in coordination with the concerned agencies.

Staff working in the program :

The program is implemented through a functional staff in 2021 estimated with (3196) staff, including (2343) males and (853) females .

Key Performance Indicators for Program

Performance Measurement Indicator	Base Year	Value	Actual value	Target Value	Preliminary Self Evaluation	Target Value		
			2020	2021		2021	2022	2023
1 Increase the percentage of customer satisfaction 95% of farmers	2018	%73.1	%74.3	%82.1	%74.2	%85.1	%88.1	%91.1
2 Training and orientation of employees in technical fields and basic skills annually (number)	2018	950	635	950	207	950	950	950
3 Number of facilities for built and rehabilitated veterinary clinics (number)	2018	3	2	2	2	3	3	3
4 Increase production capacity of packing facilities by 90% in year 2025 (thousand tons)	2018	900	980	1189	1200	1326	1463	1600

Appropriations Of Administration and Support Services Program as Per Activities and Projects.

(In JDs)

Activities and Projects	Actual	Estimated	Re-estimated	Estimated	Indicative	
	2020	2021	2021	2022	2023	2024
Current Expenditures	20,240,016	23,703,000	23,491,000	24,136,000	24,603,000	24,511,000
601 Administrative and Support Services	20,240,016	23,703,000	23,491,000	24,136,000	24,603,000	24,511,000
Capital Expenditures	7,977,499	3,874,600	3,132,000	5,574,350	6,209,000	5,525,000
001 Sustaining and Developing Agricultural Services Project	6,261,400	1,512,500	1,335,400	2,004,850	1,660,000	1,535,000
002 Agricultural Risks Fund	850,030	1,000,000	800,000	1,000,000	1,000,000	1,000,000
009 Border Centers Development	10,614	0	0	50,000	245,000	0
010 Establishment of agriculture database	0	90,000	80,000	285,000	50,000	0
011 The new building of the Ministry of Agriculture	0	0	0	518,000	505,000	490,000
012 Establish an agricultural marketing company	0	0	0	500,000	1,500,000	1,500,000
013 Agricultural industries complex in the Jordan Valley / Southern Ghours	0	0	0	100,000	0	0
701 Constructing and maintaining buildings in Ajloun governorate	50,597	160,000	160,000	112,000	0	0
702 Improving the agricultural facilities in the capital governorate	147,957	485,000	185,000	325,000	275,000	145,000
703 Establishing and expanding agricultural centers in Zarqa governorate	90,060	25,000	25,000	125,500	85,000	0

Budget Chapter 2201 - Ministry of Agriculture Distributed According to the Program

4001 Administration and Support Services Program		Appropriations Of Administration and Support Services Program as Per Activities and Projects.					(In JDs)
Activities and Projects		Actual 2020	Estimated 2021	Re-estimated 2021	Estimated 2022	Indicative 2023 2024	
Capital Expenditures		7,977,499	3,874,600	3,132,000	5,574,350	6,209,000	5,525,000
704	Establishing a building for farmers services / Ma'daba governorate	170,364	170,000	170,000	0	171,000	100,000
705	Establishing and equipping buildings in Balqa' governorate	193,937	40,000	40,000	30,000	40,000	50,000
706	Using the solar energy in the agriculture in Karak governorate	0	0	0	0	25,000	15,000
713	Maintain and expand buildings in Balqa' governorate	4,938	30,000	30,000	50,000	100,000	125,000
715	Establishing and maintaining buildings and stations in Al-Karak governorate	163,322	155,000	100,000	55,000	173,000	125,000
717	Establishing and maintaining agricultural buildings in Ma'an governorate	0	161,000	161,000	54,000	125,000	150,000
718	Maintaining and rehabilitating agriculture directorates and centers in Aqaba governorate	0	36,100	35,600	325,000	175,000	200,000
720	Establishing and maintaining Northern Ghours agriculture centers, stations and buildings /Irbid governorate	34,280	0	0	0	0	0
723	Agricultural guidance / Zarqa Governorate	0	10,000	10,000	0	0	0
725	Establish a permanent rural products exhibition (maintaining, rehabilitating and equipping)/ Mafrac	0	0	0	20,000	50,000	50,000
726	Maintain the buildings of Irbid's agriculture directorate in Irbid governorate	0	0	0	20,000	30,000	40,000
Program / Treasury		7,977,499	3,874,600	3,132,000	5,574,350	6,209,000	5,525,000
Total Program		28,217,515	27,577,600	26,623,000	29,710,350	30,812,000	30,036,000

4005 Animal Resources, Veterinary and Laboratories Program

Objective of the program :

- 1- Provide health care to animal resources.
- 2- Improve the capacity of determining possession of animal resources.
- 3- Improve the offsprings of goats and sheep.
- 4- Develop agricultural laboratories.

The strategic objective related to the program :

To increase the production and productivity, enhancing the food security and relying on local agricultural production.
To improve the quality of agricultural products, developing local agricultural industries, and enhancing the competitive advantage of agricultural exports.

Directorates associated with the program :

- 1- Veterinary Directorate
- 2- Livestock Resources Laboratories Directorate
- 3- Livestock Production Directorate
- 4- Fodder & Livestock Numbering Directorate

Services provided by the program :

- 1- Encourage investment in intensive livestock production and sheep fattening projects through providing studies for feasible projects.
- 2- Sustain and develop livestock production stations of the Ministry and secure supplies of these stations.
- 3- Prepare, apply, adopt and review livestock health conditions to ensure preventing of disease transmission through livestock products and production inputs to protect the health of humans and animals.
- 4- Identify laboratories requirements of equipment, supplies, chemical and biological materials and follow up their provision.
- 5- Prepare technical instructions for ways of taking and transferring pathological and diagnostic samples, samples of fodder, medicines and veterinary products etc.
- 6- Receive, record and distribute laboratory samples to the specialized laboratories for analysis.
- 7- Develop the work of laboratories to improve their capabilities and adoption by concerned authorities.

Staff working in the program :

The program is implemented through a functional staff in 2021 estimated with (721) staff, including (561) males and (160) females .

Key Performance Indicators for Program

Performance Measurement Indicator	Base Year	Value	Actual value	Target Value	Preliminary Self Evaluation	Target Value		
			2020	2021		2021	2022	2023
1 Increase the capacity of laboratories tests of the Ministry of Agriculture / Livestock by 1% annually (Test)	2018	18500	16400	16117	15958	16278	16440	16603
2 Increase the number of immunized animals against epidemic diseases (million doses)	2018	9.3	5.5	6	5.8	6	6	6
3 Increase licensing of livestock facilities at rate of 1% annually (facility)	2018	3232	3300	3366	3100	3399	3432	3465

Appropriations Of Animal Resources, Veterinary and Laboratories Program as Per Activities and Projects.

(In JDs)

Activities and Projects	Actual	Estimated	Re-estimated	Estimated	Indicative	
	2020	2021	2021	2022	2023	2024
Current Expenditures	7,239,226	8,916,000	8,778,000	9,253,000	9,327,000	9,386,000
601 Sustaining work of veterinary laboratories and animal production stations	7,239,226	8,916,000	8,778,000	9,253,000	9,327,000	9,386,000
Capital Expenditures	1,458,899	1,640,100	1,224,700	2,408,650	2,110,000	1,548,000
014 Support and protection of livestock resources	929,289	1,025,400	710,000	820,000	940,000	1,145,000
017 Establishing antibiotic residues laboratory	16,583	0	0	255,000	0	0
018 Establish veterinary quarry in Mafraq	0	0	0	700,000	450,000	0
701 Establishing and equipping veterinary laboratories and clinics in Irbid governorate	51,388	145,700	145,700	109,000	105,000	45,000
702 Establishing and equipping veterinary laboratories and clinics in Mafraq governorate	182,905	150,000	50,000	0	0	0
709 Agricultural Quarry - Al Mudawara Border Center / Ma'an Governorate	43,132	20,000	20,000	5,000	5,000	0
710 Rehabilitating veterinary clinics and laboratories in Ma'an governorate	61,327	43,000	43,000	85,650	120,000	83,000
711 Establishing veterinary clinics and laboratories in Aqaba governorate	89,725	141,000	141,000	60,000	80,000	120,000
713 Establish and develop veterinary clinics in Zarqa' governorate	84,550	60,000	60,000	79,000	0	0
715 livestock and veterinary / Mafraq Governorate	0	50,000	50,000	60,000	100,000	150,000
716 Combating the Disease and plant worm (Syringopais Tempertella) in the Capital Governorate	0	5,000	5,000	35,000	10,000	5,000
717 Establishing livestock department building / Jerash governorate	0	0	0	200,000	300,000	0

Budget Chapter 2201 - Ministry of Agriculture Distributed According to the Program

4005	Animal Resources, Veterinary and Laboratories Program					
Appropriations Of Animal Resources, Veterinary and Laboratories Program as Per Activities and Projects.						(In JDs)
Activities and Projects	Actual 2020	Estimated 2021	Re-estimated 2021	Estimated 2022	Indicative	
					2023	2024
Capital Expenditures	1,458,899	1,640,100	1,224,700	2,408,650	2,110,000	1,548,000
Program / Treasury	1,458,899	1,640,100	1,224,700	2,408,650	2,110,000	1,548,000
Total Program	8,698,125	10,556,100	10,002,700	11,661,650	11,437,000	10,934,000

Budget Chapter 2201 - Ministry of Agriculture Distributed According to the Program

4010	Forestry, Pastures and Nurseries Development Program
-------------	---

Objective of the program :

Preserve the forestry resources and increase their area.

The strategic objective related to the program :

To preserve the biodiversity and develop ecosystems

Directorates associated with the program :

- 1- Forestry Directorate
- 2- Pastures Directorate
- 3- Water Harvest Directorate

Services provided by the program :

- 1- Beautify the roadsides and contribute to the comfort of passengers.
- 2- Control investment operations in the owned forestry.
- 3- Provide suitable, quality and free seedlings to the government authorities, institutions, companies and citizens.
- 4- Organize the processes of opening roads in the government lands in coordination with concerned officials.
- 5- Provide consultation and spread awareness and forestry guidance.
- 6- Increase the green areas of forests and protect the existing areas.
- 7- Spread forestry awareness among citizens.

Staff working in the program :

The program is implemented through a functional staff in 2021 estimated with (993) staff, including (806) males and (187) females .

Key Performance Indicators for Program

Performance Measurement Indicator	Base Year	Value	Actual value	Target Value	Preliminary Self Evaluation	Target Value		
			2020	2021		2021	2022	2023
1 Increase of planted lands with forests and pastures by 1% annually (thousand dunums)	2018	925	776	950	792	959	968	977
2 Decrease the area of forest lands affected by fires by 3% annually (one thousand dunams).	2018	336	2000	4712	5000	4562	4412	4262
3 Increasing the number of pastoral reserves (from 41 to 45 in 2025)	2018	41	41	42	41	43	43	43
4 Number of forestry seedlings produced annually (million)	2018	3.1	2.2	2	2.4	2	2	2

Appropriations Of Forestry, Pastures and Nurseries Development Program as Per Activities and Projects.

(In JDs)

Activities and Projects	Actual	Estimated	Re-estimated	Estimated	Indicative	
	2020	2021	2021	2022	2023	2024
Current Expenditures	4,441,097	5,565,000	5,536,000	6,126,000	6,192,000	6,240,000
601 Raising forestry awareness and guidance	4,441,097	5,565,000	5,536,000	6,126,000	6,192,000	6,240,000
Capital Expenditures	894,760	1,118,500	873,500	1,343,000	1,757,000	2,093,000
009 Protecting and sustaining forestry resources	774,261	565,000	465,000	685,000	705,000	725,000
010 Development of pastoral communities in Badia	0	0	0	179,000	50,000	0
701 Protecting and developing the forestry resource / Mafraq Governorate	0	0	0	60,000	50,000	100,000
702 Rehabilitating forestry stations, nurseries and forest protection in Jerash governorate	36,870	350,000	215,000	150,000	210,000	550,000
705 Rehabilitating the forestry stations, nurseries and researches in Ajloun governorate	2,500	90,000	90,000	0	70,000	70,000
706 Improving the productivity of pastures and livestock in the Capital governorate	41,639	55,000	55,000	107,000	327,000	278,000
707 Rehabilitating the forestry stations in Balq'a governorate	24,238	8,500	8,500	0	0	0
710 Rehabilitating the forestry, nurseries and agricultural extension in Ma'an Governorate	0	25,000	25,000	52,000	69,000	25,000
715 Drilling wells and developing pastures in Al-Karak governorate	15,252	25,000	15,000	110,000	276,000	345,000
Program / Treasury	894,760	1,118,500	873,500	1,343,000	1,757,000	2,093,000
Total Program	5,335,857	6,683,500	6,409,500	7,469,000	7,949,000	8,333,000

Budget Chapter 2201 - Ministry of Agriculture Distributed According to the Program

4015	Plant Production and Protection Program
Objective of the program :	
<ul style="list-style-type: none"> 1- Increase plant production capacity. 2- Develop agricultural laboratories 	
The strategic objective related to the program :	
<p>To increase the production and productivity, enhancing the food security and relying on local agricultural production. To improve the quality of agricultural products, developing local agricultural industries, and enhancing the competitive advantage of agricultural exports.</p>	
Directorates associated with the program :	
<ul style="list-style-type: none"> 1- Plant Production Directorate 2- Prevention and Plant Health Directorate 3- Lands and Irrigation Directorate 4- Olives Unit 5- Plant Resources Laboratories Directorate 	
Services provided by the program :	
<ul style="list-style-type: none"> 1- Implement various projects in plant resources fields to serve agricultural sector in finding appropriate solutions to the obstacles and problems faced by the sector. 2- Set up legislation related to the circulation of plant production inputs (seeds, seedlings, pesticides, fertilizers, growth regulators and olive pressers and others) and control their application all over the Kingdom. 3- Provide field services to farmers including (training, collective combat campaigns) in the various fields of plant resources. 4- Control circulated plant products and conduct necessary laboratory tests. 5- Produce and distribute fruitful seedlings and ornamentals plants. 6- Specify areas, estimate production and survey pests of the various plant crops. 7- Specify information on purification stations and control the usage of resulting water in agriculture. 	
Staff working in the program :	
<p>The program is implemented through a functional staff in 2021 estimated with (1106) staff, including (896) males and (210) females .</p>	

Key Performance Indicators for Program

	Performance Measurement Indicator	Base Year	Value	Actual value	Target Value	Preliminary Self Evaluation	Target Value		
				2020	2021		2021	2022	2023
1	Area of Syringopais Tempertella control campaigns (dunum)	2018	33000	25000	33000	33000	33000	33000	33000
2	Increased rates of areas for and epidemic agricultural pest control campaigns (one thousand dunums)	2018	50	100	110	83	110	110	110

Appropriations Of Plant Production and Protection Program as Per Activities and Projects.

(In JDs)

Activities and Projects	Actual	Estimated	Re-estimated	Estimated	Indicative	
	2020	2021	2021	2022	2023	2024
Current Expenditures	4,926,140	6,180,000	6,180,000	6,311,000	6,385,000	6,458,000
601 Plant production and protection administration	4,926,140	6,180,000	6,180,000	6,311,000	6,385,000	6,458,000
Capital Expenditures	1,206,349	848,000	763,000	923,000	1,099,000	1,368,000
013 Development of pesticides residues laboratories	0	0	0	68,000	0	0
014 Establishing pesticides residues analysis laboratory/ Jordan Valley	443,383	340,000	340,000	75,000	0	0
017 Supporting plants wealth	725,896	333,000	283,000	580,000	705,000	705,000
707 Combating the plant worm (Syringopais Tempertella) Karak - Al Qaser - Al-Mazar in Karak governorate	30,880	20,000	20,000	50,000	125,000	180,000
708 Digging artesian wells in Ma'an governorate	0	0	0	0	100,000	200,000
709 Rehabilitating the orchards in Ma'an governorate	0	20,000	20,000	25,000	10,000	10,000
711 Maintenance of agricultural stations / Tafileh governorate	6,190	0	0	0	0	0
715 Plant wealth program (fighting termites pest and olive fruit fly, training and qualification program) Mafraq Governorate	0	0	0	80,000	50,000	100,000
716 Phytosanitary Laboratory / Mafraq Governorate	0	100,000	70,000	0	0	0
717 Combat disease and olive fruit-fly in Karak governorate	0	35,000	30,000	45,000	109,000	173,000
Program / Treasury	1,206,349	848,000	763,000	923,000	1,099,000	1,368,000
Total Program	6,132,489	7,028,000	6,943,000	7,234,000	7,484,000	7,826,000

Budget Chapter 2201 - Ministry of Agriculture Distributed According to the Program

4020	Land Reclamation and Development Program
-------------	---

Objective of the program :

- 1- Develop land resources.
- 2- Support poor rural families.

The strategic objective related to the program :

To increase the production and productivity, enhancing the food security and relying on local agricultural production.

Directorates associated with the program :

- 1- Projects Management Directorate.
- 2- Directorate of Rural Development and Women Empowerment.
- 3 - Directorate of Studies and Production Chains Development.
- 4 - Directorate of Investment Promotion and Agriculture Entrepreneurship.
- 5- Directorate of Agreements and International Cooperation

Services provided by the program :

- 1- Set up soil preservation measures.
- 2- Establish wells and reservoirs to collect rain water.
- 3- Plant reclaimed lands.
- 4- Protect the banks of valleys.
- 5- Maintain the springs.
- 6- Establish and maintain irrigation canals.
- 7- Establish and maintain the agricultural roads.
- 8- Train the small farmers to develop their agricultural skills.

Staff working in the program :

The program is implemented through a functional staff in 2021 estimated with (118) staff, including (96) males and (22) females .

Key Performance Indicators for Program

	Performance Measurement Indicator	Base Year	Value	Actual value	Target Value	Preliminary Self Evaluation	Target Value		
				2020	2021		2021	2022	2023
1	Increasing the number of farmers and families benefiting from small projects to reach 23974 in year 2025 (number)	2018	8962	739	16204	10174	20200	24196	28192
2	Area of agricultural land that has been reclaimed (3000 dunums per year)	2018	5.6	1.3	3	2.8	3	3	3

Appropriations Of Land Reclamation and Development Program as Per Activities and Projects.

(In JDs)

Activities and Projects	Actual	Estimated	Re-estimated	Estimated	Indicative	
	2020	2021	2021	2022	2023	2024
Current Expenditures	1,611,629	1,766,000	1,766,000	1,894,000	1,927,000	1,961,000
601 Lands development and reclamation administration	1,611,629	1,766,000	1,766,000	1,894,000	1,927,000	1,961,000
Capital Expenditures	1,039,773	2,201,800	2,064,800	4,964,000	4,051,000	4,588,000
024 Water harvest	0	70,000	70,000	1,500,000	0	0
025 Investment in small societies and lifting poor rural families out of poverty	526,995	637,000	637,000	800,000	800,000	800,000
704 Water harvest and improving income of poor families in Jerash governorate	90,600	150,000	120,000	50,000	0	0
705 Reclamation of the lands in Ajloun governorate	0	100,000	95,000	100,000	425,000	425,000
706 Reclamation of agricultural lands in Balqa' Governorate	0	56,500	56,500	115,000	115,000	140,000
707 Reclamation of the agricultural lands in Zarqa governorate	3,573	70,000	70,000	274,000	0	0
709 Water harvest project (collection of gardens water) in Karak governorate	0	0	0	15,000	0	0
710 Developmental projects for farmers in Ma'an governorate	0	91,000	91,000	20,000	125,000	75,000
711 Supporting poor families in Ma'an Governorate	0	39,000	39,000	0	0	0
712 Protection of the valleys banks / Tafleeh Governorate	48,493	9,258	9,258	95,000	60,000	80,000
713 Maintenance of channels and pipes and installation of irrigation pipes / Tafleeh Governorate	7,207	0	0	45,000	50,000	100,000
716 Water harvest and improving income of poor families in the Capital governorate	81,537	175,000	130,000	212,000	342,000	327,000
718 Agricultural projects in Balqa' governorate	37,919	210,000	210,000	364,000	234,000	283,000
719 Food security / Zarqa governorate	0	50,000	50,000	0	0	0
720 Agricultural pattern modernization projects in Ma'daba governorate	0	50,000	50,000	20,000	0	0

Budget Chapter 2201 - Ministry of Agriculture Distributed According to the Program

4020		Land Reclamation and Development Program					
Appropriations Of Land Reclamation and Development Program as Per Activities and Projects.							(In JDs)
Activities and Projects		Actual 2020	Estimated 2021	Re-estimated 2021	Estimated 2022	Indicative 2023 2024	
Capital Expenditures		1,039,773	2,201,800	2,064,800	4,964,000	4,051,000	4,588,000
721	Reclamation of agricultural lands in Ma'daba governorate	0	0	0	35,000	0	0
722	Agricultural projects in Ma'daba governorate	0	90,000	90,000	209,000	60,000	60,000
725	Open agricultural roads in Ma'an governorate	0	31,000	31,000	30,000	40,000	25,000
726	Agricultural development projects in Tafila governorate	122,572	90,742	70,742	381,000	830,000	950,000
728	Reclaiming lands, agricultural development, and water harvesting in Irbid governorate	90,880	282,300	245,300	569,000	720,000	930,000
729	Agricultural projects in the Southern Jordan Valley District / Karak Governorate	29,997	0	0	0	0	0
730	Income-generating projects for poor families, sheep and goats / Mafraq Governorate	0	0	0	60,000	50,000	100,000
731	Reclamation of agricultural land (water harvest, farming, conservation) / Western Badia District / Mafraq Governorate	0	0	0	70,000	100,000	150,000
739	Agricultural projects to improve the income level of families in Karak Governorate	0	0	0	0	100,000	143,000
Program / Treasury		512,778	1,564,800	1,427,800	4,164,000	3,251,000	3,788,000
Program / Loans		526,995	637,000	637,000	800,000	800,000	800,000
Total Program		2,651,402	3,967,800	3,830,800	6,858,000	5,978,000	6,549,000

Budget Chapter 2201 - Ministry of Agriculture Distributed According to the Program

4025	The National Center for Agricultural Research and Extension Program
-------------	--

Objective of the program :

- 1- Exploit available agricultural resources at high efficiency and sustainable management.
- 2- Increase the incomes of farmers and workers in the agricultural sector and improve their living standard.
- 3- Raise the rate of self-sufficiency of agricultural products to contribute to achieving food security.

The strategic objective related to the program :

To promote the use of modern technology and communication in the agricultural sector

Directorates associated with the program :

- 1- Research Directorates
- 2- Support Services Directorates

Services provided by the program :

- 1- Prepare the plans and programs of agricultural scientific research to serve the purposes of agricultural development and achieve political agricultural goals.
- 2- Devise the agricultural technology appropriate for the local conditions and adopt it for livestock or agricultural production.
- 3- Disseminate agricultural technologies, either transferred or adapted or developed, and circulate them to agricultural advisors and follow up the results of their application.
- 4- Develop the skills of specialists and agricultural and technical advisors working in the agricultural sector and hold training courses and specialized conferences.

Staff working in the program :

The program is implemented through a functional staff in 2021 estimated with (789) staff, including (630) males and (159) females .

Key Performance Indicators for Program

	Performance Measurement Indicator	Base Year	Value	Actual value	Target Value	Preliminary Self Evaluation	Target Value		
				2020	2021		2021	2022	2023
1	Number of applied research in the field of modern agricultural technology	2018	26	13	27	11	30	35	38
2	Number of adopted agricultural businesses	2018	3	3	3	3	3	3	3

Appropriations Of The National Center for Agricultural Research and Extension Program as Per Activities and Projects.

(In JDs)

Activities and Projects	Actual	Estimated	Re-estimated	Estimated	Indicative	
	2020	2021	2021	2022	2023	2024
Current Expenditures	5,928,015	7,289,000	7,189,000	7,869,000	7,974,000	8,059,000
601 Agricultural research and extension administration	5,928,015	7,289,000	7,189,000	7,869,000	7,974,000	8,059,000
Capital Expenditures	1,273,438	1,107,000	1,007,000	1,525,000	2,250,000	2,560,000
003 Agricultural Research	1,010,459	582,000	532,000	890,000	890,000	900,000
018 Establishing a building for the regional center in Deir Alla	911	50,000	50,000	0	0	0
022 Increasing planting of irrigated wheat and barley seeds	197,102	250,000	200,000	300,000	300,000	300,000
701 Improving camel management for milk production / Mafraq Governorate	26,788	20,000	20,000	0	0	0
702 Cultivating the fodder by using non-traditional water / Mafraq governorate	29,894	0	0	0	0	0
703 Al-Khnassri station project in Al-Mafraq governorate	0	30,000	30,000	220,000	900,000	1,360,000
705 Agricultural researches projects in Aqaba governorate	8,284	125,000	125,000	115,000	160,000	0
707 Building a center in Al-Khalidya station / Mafraq governorate	0	30,000	30,000	0	0	0
708 Preserving an equine species / Mafraq Governorate	0	20,000	20,000	0	0	0
Program / Treasury	1,273,438	1,107,000	1,007,000	1,525,000	2,250,000	2,560,000
Total Program	7,201,453	8,396,000	8,196,000	9,394,000	10,224,000	10,619,000

Capital Expenditures Distributed According to Governorates

Chapter : 2201 Ministry of Agriculture

(In JDs)

Governorate		Estimated 2022	Indicative 2023	Indicative 2024
21	Irbid Governorate	698,000	855,000	1,015,000
22	Mafraq Governorate	570,000	1,300,000	2,010,000
23	Jerash Governorate	400,000	510,000	550,000
24	Ajloun Governorate	212,000	495,000	495,000
31	The Capital Governorate	679,000	954,000	755,000
32	Balqa' Governorate	559,000	489,000	598,000
33	Zarqa Governorate	478,500	85,000	0
34	Ma'daba Governorate	264,000	231,000	160,000
41	Karak Governorate	275,000	808,000	981,000
42	Ma'an Governorate	271,650	594,000	568,000
43	Tafileh Governorate	521,000	940,000	1,130,000
44	Aqaba Governorate	500,000	415,000	320,000
Total		5,428,150	7,676,000	8,582,000

Chapter : 2201 Ministry of Agriculture

(In JDs)

Current Activities Appropriations According to Program								
Prog.	Activites		Actual	Estimated	Re-estimated	Estimated	Indicative	Indicative
			2020	2021	2021	2022	2023	2024
4001	601	Administrative and Support Services	20240016	23703000	23491000	24136000	24603000	24511000
		Total of Program	20240016	23703000	23491000	24136000	24603000	24511000
4025	601	Agricultural research and extension administration	5928015	7289000	7189000	7869000	7974000	8059000
		Total of Program	5928015	7289000	7189000	7869000	7974000	8059000
4005	601	Sustaining work of veterinary laboratories and animal production stations	7239226	8916000	8778000	9253000	9327000	9386000
		Total of Program	7239226	8916000	8778000	9253000	9327000	9386000
4020	601	Lands development and reclamation administration	1611629	1766000	1766000	1894000	1927000	1961000
		Total of Program	1611629	1766000	1766000	1894000	1927000	1961000
4015	601	Plant production and protection administration	4926140	6180000	6180000	6311000	6385000	6458000
		Total of Program	4926140	6180000	6180000	6311000	6385000	6458000
4010	601	Raising forestry awareness and guidance	4441097	5565000	5536000	6126000	6192000	6240000
		Total of Program	4441097	5565000	5536000	6126000	6192000	6240000
		Total	44386123	53419000	52940000	55589000	56408000	56615000

Capital Projects Appropriations According to Program								
Prog.	Projects		Actual	Estimated	Re-estimated	Estimated	Indicative	Indicative
			2020	2021	2021	2022	2023	2024
4001	001	Sustaining and Developing Agricultural Services Project	6261400	1512500	1335400	2004850	1660000	1535000
	002	Agricultural Risks Fund	850030	1000000	800000	1000000	1000000	1000000
	009	Border Centers Development	10614	0	0	50000	245000	0
	010	Establishment of agriculture database	0	90000	80000	285000	50000	0
	011	The new building of the Ministry of Agriculture	0	0	0	518000	505000	490000
	012	Establish an agricultural marketing company	0	0	0	500000	1500000	1500000
	013	Agricultural industries complex in the Jordan Valley / Southern Ghours	0	0	0	100000	0	0
	701	Constructing and maintaining buildings in Ajloun governorate	50597	160000	160000	112000	0	0
	702	Improving the agricultural facilities in the capital governorate	147957	485000	185000	325000	275000	145000
	703	Establishing and expanding agricultural centers in Zarqa governorate	90060	25000	25000	125500	85000	0
	704	Establishing a building for farmers services / Ma'daba governorate	170364	170000	170000	0	171000	100000
	705	Establishing and equipping buildings in Balqa' governorate	193937	40000	40000	30000	40000	50000
	706	Using the solar energy in the agriculture in Karak governorate	0	0	0	0	25000	15000
	713	Maintain and expand buildings in Balqa' governorate	4938	30000	30000	50000	100000	125000
	715	Establishing and maintaining buildings and stations in Al-Karak governorate	163322	155000	100000	55000	173000	125000
	717	Establishing and maintaining agricultural buildings in Ma'an governorate	0	161000	161000	54000	125000	150000
	718	Maintaining and rehabilitating agriculture directorates and centers in Aqaba governorate	0	36100	35600	325000	175000	200000
	720	Establishing and maintaining Northern Ghours agriculture centers, stations and buildings /Irbid governorate	34280	0	0	0	0	0
	723	Agricultural guidance / Zarqa Governorate	0	10000	10000	0	0	0
	725	Establish a permanent rural products exhibition (maintaining, rehabilitating and equipping)/ Mafraq	0	0	0	20000	50000	50000
726	Maintain the buildings of Irbid's agriculture directorate in Irbid governorate	0	0	0	20000	30000	40000	
		Total of Program	7977499	3874600	3132000	5574350	6209000	5525000

(In JDs)

Capital Projects Appropriations According to Program								
Prog.	Projects		Actual	Estimated	Re-estimated	Estimated	Indicative	Indicative
			2020	2021	2021	2022	2023	2024
4025	003	Agricultural Research	1010459	582000	532000	890000	890000	900000
	018	Establishing a building for the regional center in Deir Alla	911	50000	50000	0	0	0
	022	Increasing planting of irrigated wheat and barley seeds	197102	250000	200000	300000	300000	300000
	701	Improving camel management for milk production / Mafraq Governorate	26788	20000	20000	0	0	0
	702	Cultivating the fodder by using non-traditional water / Mafraq governorate	29894	0	0	0	0	0
	703	Al-Khnassri station project in Al-Mafraq governorate	0	30000	30000	220000	900000	1360000
	705	Agricultural researches projects in Aqaba governorate	8284	125000	125000	115000	160000	0
	707	Building a center in Al-Khalidya station / Mafraq governorate	0	30000	30000	0	0	0
	708	Preserving an equine species / Mafraq Governorate	0	20000	20000	0	0	0
		Total of Program		1273438	1107000	1007000	1525000	2250000
4005	014	Support and protection of livestock resources	929289	1025400	710000	820000	940000	1145000
	017	Establishing antibiotic residues laboratory	16583	0	0	255000	0	0
	018	Establish veterinary quarry in Mafraq	0	0	0	700000	450000	0
	701	Establishing and equipping veterinary laboratories and clinics in Irbid governorate	51388	145700	145700	109000	105000	45000
	702	Establishing and equipping veterinary laboratories and clinics in Mafraq governorate	182905	150000	50000	0	0	0
	709	Agricultural Quarry - Al Mudawara Border Center / Ma'an Governorate	43132	20000	20000	5000	5000	0
	710	Rehabilitating veterinary clinics and laboratories in Ma'an governorate	61327	43000	43000	85650	120000	83000
	711	Establishing veterinary clinics and laboratories in Aqaba governorate	89725	141000	141000	60000	80000	120000
	713	Establish and develop veterinary clinics in Zarqa' governorate	84550	60000	60000	79000	0	0
	715	livestock and veterinary / Mafraq Governorate	0	50000	50000	60000	100000	150000
	716	Combating the Disease and plant worm (Syringopais Tempertella) in the Capital Governorate	0	5000	5000	35000	10000	5000
	717	Establishing livestock department building / Jerash governorate	0	0	0	200000	300000	0
	Total of Program		1458899	1640100	1224700	2408650	2110000	1548000

(In JDs)

Capital Projects Appropriations According to Program								
Prog.	Projects		Actual	Estimated	Re-estimated	Estimated	Indicative	Indicative
			2020	2021	2021	2022	2023	2024
4020	024	Water harvest	0	70000	70000	1500000	0	0
	025	Investment in small societies and lifting poor rural families out of poverty	526995	637000	637000	800000	800000	800000
	704	Water harvest and improving income of poor families in Jerash governorate	90600	150000	120000	50000	0	0
	705	Reclamation of the lands in Ajloun governorate	0	100000	95000	100000	425000	425000
	706	Reclamation of agricultural lands in Balqa' Governorate	0	56500	56500	115000	115000	140000
	707	Reclamation of the agricultural lands in Zarqa governorate	3573	70000	70000	274000	0	0
	709	Water harvest project (collection of gardens water) in Karak governorate	0	0	0	15000	0	0
	710	Developmental projects for farmers in Ma'an governorate	0	91000	91000	20000	125000	75000
	711	Supporting poor families in Ma'an Governorate	0	39000	39000	0	0	0
	712	Protection of the valleys banks / Tafileh Governorate	48493	9258	9258	95000	60000	80000
	713	Maintenance of channels and pipes and installation of irrigation pipes / Tafileh Governorate	7207	0	0	45000	50000	100000
	716	Water harvest and improving income of poor families in the Capital governorate	81537	175000	130000	212000	342000	327000
	718	Agricultural projects in Balqa' governorate	37919	210000	210000	364000	234000	283000
	719	Food security / Zarqa governorate	0	50000	50000	0	0	0
	720	Agricultural pattern modernization projects in Ma'daba governorate	0	50000	50000	20000	0	0
	721	Reclamation of agricultural lands in Ma'daba governorate	0	0	0	35000	0	0
	722	Agricultural projects in Ma'daba governorate	0	90000	90000	209000	60000	60000
	725	Open agricultural roads in Ma'an governorate	0	31000	31000	30000	40000	25000
	726	Agricultural development projects in Tafila governorate	122572	90742	70742	381000	830000	950000
	728	Reclaiming lands, agricultural development, and water harvesting in Irbid governorate	90880	282300	245300	569000	720000	930000
729	Agricultural projects in the Southern Jordan Valley District / Karak Governorate	29997	0	0	0	0	0	
730	Income-generating projects for poor families, sheep and goats / Mafraq Governorate	0	0	0	60000	50000	100000	
731	Reclamation of agricultural land (water harvest, farming, conservation) / Western Badia District / Mafraq Governorate	0	0	0	70000	100000	150000	
739	Agricultural projects to improve the income level of families in Karak Governorate	0	0	0	0	100000	143000	
	Total of Program		1039773	2201800	2064800	4964000	4051000	4588000
4015	013	Development of pesticides residues laboratories	0	0	0	68000	0	0
	014	Establishing pesticides residues analysis laboratory/ Jordan Valley	443383	340000	340000	75000	0	0
	017	Supporting plants wealth	725896	333000	283000	580000	705000	705000
	707	Combating the plant worm (Syringopais Tempertella) Karak - Al Qaser - Al-Mazar in Karak governorate	30880	20000	20000	50000	125000	180000
	708	Digging artesian wells in Ma'an governorate	0	0	0	0	100000	200000
	709	Rehabilitating the orchards in Ma'an governorate	0	20000	20000	25000	10000	10000
	711	Maintenance of agricultural stations / Tafileh governorate	6190	0	0	0	0	0
	715	Plant wealth program (fighting termites pest and olive fruit fly, training and qualification program) Mafraq Governorate	0	0	0	80000	50000	100000
	716	Phytopathological Laboratory / Mafraq Governorate	0	100000	70000	0	0	0
	717	Combat disease and olive fruit-fly in Karak governorate	0	35000	30000	45000	109000	173000
	Total of Program		1206349	848000	763000	923000	1099000	1368000

(In JDs)

Capital Projects Appropriations According to Program								
Prog.	Projects		Actual	Estimated	Re-estimated	Estimated	Indicative	Indicative
			2020	2021	2021	2022	2023	2024
4010	009	Protecting and sustaining forestry resources	774261	565000	465000	685000	705000	725000
	010	Development of pastoral communities in Badia	0	0	0	179000	50000	0
	701	Protecting and developing the forestry resource / Mafraq Governorate	0	0	0	60000	50000	100000
	702	Rehabilitating forestry stations, nurseries and forest protection in Jerash governorate	36870	350000	215000	150000	210000	550000
	705	Rehabilitating the forestry stations, nurseries and researches in Ajloun governorate	2500	90000	90000	0	70000	70000
	706	Improving the productivity of pastures and livestock in the Capital governorate	41639	55000	55000	107000	327000	278000
	707	Rehabilitating the forestry stations in Balq'a governorate	24238	8500	8500	0	0	0
	710	Rehabilitating the forestry, nurseries and agricultural extension in Ma'an Governorate	0	25000	25000	52000	69000	25000
	715	Drilling wells and developing pastures in Al-Karak governorate	15252	25000	15000	110000	276000	345000
	Total of Program		894760	1118500	873500	1343000	1757000	2093000
	Total		13850718	10790000	9065000	16738000	17476000	17682000

Overall Summary of Current Expenditures for the Years 2020 - 2024

Chapter: 2201 Ministry of Agriculture

(In JDs)

Group	Item	Description	Actual 2020	Estimated 2021	Re-estimated 2021	Estimated 2022	Indicative 2023	Indicative 2024
21		Compensations of Employees						
2111		Salaries, Wages and Allowances						
	101	Classified Employees	145651	126000	116000	110000	104000	97000
	102	Unclassified Employees	13007258	12812000	12712000	12770000	12899000	13049000
	103	Comprehensive Contract Employees	94182	99000	98000	80000	86000	92000
	105	Personal Cost of Living Allowance	10520741	10499000	10456000	10475000	10605000	10745000
	106	Family Cost of Living Allowance	1083020	1134000	1114000	1131000	1152000	1175000
	110	Overtime Allowance	0	0	0	50000	50000	50000
	111	Additional Allowance	7260892	9393000	9206000	9916000	10035000	10140000
	112	Other Allowances	0	0	0	105000	106000	107000
	113	Transportation Allowance	934913	999000	989000	1075000	1108000	1146000
	114	Transport Allowance	923592	1045000	1010000	970000	1017000	1053000
	115	Field Visit Allowance	38128	45000	45000	50000	50000	50000
	116	Employees' Bonuses	2019681	6800000	6800000	7050000	7050000	7050000
	120	Contract Employees	775541	835000	835000	1560000	1654000	1744000
Total			36803599	43787000	43381000	45342000	45916000	46498000
2121		Social Security Contributions						
	301	Social Security	5485736	5550000	5490000	5750000	5860000	5950000
Total			5485736	5550000	5490000	5750000	5860000	5950000
22		Use of Goods and Services						
2211		Use of Goods and Services						
	201	Rents	598550	610000	610000	175000	175000	175000
	202	Telecommunications Services	50377	128000	123000	130000	130000	130000
	203	Water	52753	120000	120000	120000	120000	120000
	204	Electricity	126192	610000	610000	660000	720000	734000
	205	Fuels	208185	858000	858000	912000	960000	980000
	206	Maintenance of Machines, furniture and accessories	59847	60000	60000	75000	76000	77000
	207	Maintenance of vehicles, equipment and accessories	127471	239000	235000	155000	156000	157000
	208	Repair and maintenance of buildings and accessories	29222	35000	35000	90000	92000	100000
	209	Stationery, Publications and Office Supplies	35701	56000	52000	55000	58000	59000
	210	Substances and raw materials (medicines, clothes, food, films, etc..)	44045	70000	70000	95000	95000	95000
	211	Cleaning services and supplies including cleaning contracts	43185	120000	120000	145000	145000	145000
	212	Insurance	317218	440000	440000	510000	540000	540000
	213	Official Travel Missions	51620	90000	90000	90000	80000	70000
	214	Goods and services expenses	34277	106000	106000	163000	163000	163000
Total			1778643	3542000	3529000	3375000	3510000	3545000
25		Subsidies						
2511		Subsidies to Public Corporations						
	304	Subsidies to non-financial public institution	300000	325000	325000	825000	825000	325000
Total			300000	325000	325000	825000	825000	325000
28		Other Expenditures						
2821		Other Current Expenditures						
	302	Contributions	0	120000	120000	120000	120000	120000
	303	Scientific scholarships and training courses	0	43000	43000	125000	125000	125000
	305	Non-Employees' Bonuses	18145	52000	52000	52000	52000	52000
Total			18145	215000	215000	297000	297000	297000
Total of Chapter			44386123	53419000	52940000	55589000	56408000	56615000

Current Expenditures According to Program and Activities for the Years 2020 - 2024

Chapter : 2201 - Ministry of Agriculture

(In JDs)

Program : 4001 - Administration and Support Services								
Activity : 601 - Administrative and Support Services								
Group	Item	Description	Actual 2020	Estimated 2021	Re-estimated 2021	Estimated 2022	Indicative 2023	Indicative 2024
21		Compensations of Employees						
2111		Salaries, Wages and Allowances						
	101	Classified Employees	67593	58000	50000	49000	48000	46000
	102	Unclassified Employees	5658978	5700000	5700000	5520000	5614000	5734000
	103	Comprehensive Contract Employees	53031	44000	43000	45000	50000	55000
	105	Personal Cost of Living Allowance	4664038	4513000	4513000	4470000	4550000	4650000
	106	Family Cost of Living Allowance	458732	455000	445000	457000	460000	465000
	111	Additional Allowance	2322828	3115000	3015000	3105000	3120000	3150000
	113	Transportation Allowance	394513	400000	390000	400000	410000	420000
	114	Transport Allowance	419602	430000	420000	430000	440000	450000
	116	Employees' Bonuses	1144775	2650000	2650000	2700000	2700000	2700000
	120	Contract Employees	321625	340000	340000	438000	499000	549000
		Total	15505715	17705000	17566000	17614000	17891000	18219000
2121		Social Security Contributions						
	301	Social Security	3027400	2445000	2385000	2600000	2655000	2700000
		Total	3027400	2445000	2385000	2600000	2655000	2700000
22		Use of Goods and Services						
2211		Use of Goods and Services						
	201	Rents	598550	610000	610000	175000	175000	175000
	202	Telecommunications Services	34936	98000	93000	100000	100000	100000
	203	Water	24999	100000	100000	100000	100000	100000
	204	Electricity	70000	500000	500000	550000	610000	624000
	205	Fuels	94176	720000	720000	772000	820000	840000
	001	Heating	24391	50000	50000	60000	65000	75000
	002	Saloon vehicles	44978	370000	370000	392000	410000	415000
	003	Transport vehicles and heavy equipment	24807	300000	300000	320000	345000	350000
	206	Maintenance of Machines, furniture and accessories	44847	45000	45000	45000	46000	47000
	207	Maintenance of vehicles, equipment and accessories	97510	209000	205000	115000	116000	117000
	208	Repair and maintenance of buildings and accessories	19658	25000	25000	75000	77000	85000
	209	Stationery, Publications and Office Supplies	22915	43000	39000	40000	43000	44000
	210	Substances and raw materials (medicines, clothes, food, films, etc..)	23425	18000	18000	70000	70000	70000
	211	Cleaning services and supplies including cleaning contracts	31806	110000	110000	130000	130000	130000
	212	Insurance	272645	380000	380000	440000	470000	470000
	213	Official Travel Missions	37227	80000	80000	80000	70000	60000
	214	Goods and services expenses	16362	78000	78000	118000	118000	118000
	000	Goods and services expenses	16362	0	0	0	0	0
	001	Events and hospitality	0	15000	15000	18000	18000	18000
	008	Advertisements and subscriptions	0	30000	30000	35000	35000	35000
	013	Services, security and guarding contracts	0	21000	21000	21000	21000	21000
	028	Professional services expenditures	0	6000	6000	6000	6000	6000
	047	Awareness and advertisement campaigns	0	0	0	15000	15000	15000
	088	Contingent expenditures	0	0	0	3000	3000	3000
	121	Administrative expenses	0	0	0	20000	20000	20000
	999	Miscellaneous	0	6000	6000	0	0	0
		Total	1389056	3016000	3003000	2810000	2945000	2980000
25		Subsidies						
2511		Subsidies to Public Corporations						
	304	Subsidies to non-financial public institution	300000	325000	325000	825000	825000	325000
	021	General Federation of Jordanian Farmers	250000	275000	275000	275000	275000	275000
	089	Jordan Valley Farmers Union	50000	50000	50000	50000	50000	50000
	141	Supporting the loans interest of agricultural projects targeted to employ youth and women	0	0	0	500000	500000	0
		Total	300000	325000	325000	825000	825000	325000
28		Other Expenditures						
2821		Other Current Expenditures						
	302	Contributions	0	120000	120000	120000	120000	120000
	011	Foreign contributions	0	120000	120000	120000	120000	120000
	303	Scientific scholarships and training courses	0	42000	42000	120000	120000	120000
	305	Non-Employees' Bonuses	17845	50000	50000	47000	47000	47000
	999	Miscellaneous	17845	50000	50000	47000	47000	47000
		Total	17845	212000	212000	287000	287000	287000
		Total of Activity	20240016	23703000	23491000	24136000	24603000	24511000

Current Expenditures According to Program and Activities for the Years 2020 - 2024

Chapter : 2201 - Ministry of Agriculture

(In JDs)

Program : 4001 - Administration and Support Services								
		Total of Program	20240016	23703000	23491000	24136000	24603000	24511000
Program : 4005 - Animal Resources, Veterinary and Laboratories								
Activity : 601 - Sustaining work of veterinary laboratories and animal production stations								
Group	Item	Description	Actual 2020	Estimated 2021	Re-estimated 2021	Estimated 2022	Indicative 2023	Indicative 2024
21		Compensations of Employees						
2111		Salaries, Wages and Allowances						
	101	Classified Employees	12155	9000	9000	8000	7000	6000
	102	Unclassified Employees	2351000	2300000	2300000	2390000	2395000	2400000
	105	Personal Cost of Living Allowance	1918270	1870000	1854000	1945000	1960000	1970000
	106	Family Cost of Living Allowance	196694	206000	196000	210000	215000	220000
	111	Additional Allowance	1429148	1937000	1850000	2000000	2025000	2040000
	113	Transportation Allowance	149340	158000	158000	185000	190000	200000
	114	Transport Allowance	179749	215000	190000	195000	210000	220000
	116	Employees' Bonuses	149996	1185000	1185000	1185000	1185000	1185000
	120	Contract Employees	88113	86000	86000	215000	220000	225000
Total			6474465	7966000	7828000	8333000	8407000	8466000
2121		Social Security Contributions						
	301	Social Security	700000	925000	925000	920000	920000	920000
Total			700000	925000	925000	920000	920000	920000
22		Use of Goods and Services						
2211		Use of Goods and Services						
	203	Water	3998	0	0	0	0	0
	204	Electricity	5000	0	0	0	0	0
	205	Fuels	28569	0	0	0	0	0
	001	Heating	9569	0	0	0	0	0
	002	Saloon vehicles	10000	0	0	0	0	0
	003	Transport vehicles and heavy equipment	9000	0	0	0	0	0
	210	Substances and raw materials (medicines, clothes, food, films, etc..)	10620	25000	25000	0	0	0
	211	Cleaning services and supplies including cleaning contracts	3638	0	0	0	0	0
	213	Official Travel Missions	3973	0	0	0	0	0
	214	Goods and services expenses	8963	0	0	0	0	0
Total			64761	25000	25000	0	0	0
Total of Activity			7239226	8916000	8778000	9253000	9327000	9386000
Total of Program			7239226	8916000	8778000	9253000	9327000	9386000

Current Expenditures According to Program and Activities for the Years 2020 - 2024

Chapter : 2201 - Ministry of Agriculture

(In JDs)

Program : 4010 - Forestry, Pastures and Nurseries Development								
Activity : 601 - Raising forestry awareness and guidance								
Group	Item	Description	Actual 2020	Estimated 2021	Re-estimated 2021	Estimated 2022	Indicative 2023	Indicative 2024
21		Compensations of Employees						
2111		Salaries, Wages and Allowances						
	101	Classified Employees	20368	17000	15000	14000	13000	12000
	102	Unclassified Employees	1476441	1400000	1400000	1425000	1435000	1440000
	105	Personal Cost of Living Allowance	1214355	1336000	1309000	1375000	1385000	1390000
	106	Family Cost of Living Allowance	140078	160000	160000	170000	175000	180000
	111	Additional Allowance	744101	1090000	1090000	1260000	1280000	1290000
	113	Transportation Allowance	94902	108000	108000	135000	137000	139000
	114	Transport Allowance	104950	120000	120000	115000	117000	119000
	116	Employees' Bonuses	99965	680000	680000	680000	680000	680000
	120	Contract Employees	72507	69000	69000	392000	400000	410000
		Total	3967667	4980000	4951000	5566000	5622000	5660000
2121		Social Security Contributions						
	301	Social Security	425000	560000	560000	560000	570000	580000
		Total	425000	560000	560000	560000	570000	580000
22		Use of Goods and Services						
2211		Use of Goods and Services						
	203	Water	10000	0	0	0	0	0
	204	Electricity	5000	0	0	0	0	0
	205	Fuels	27000	0	0	0	0	0
	001	Heating	10000	0	0	0	0	0
	002	Saloon vehicles	10000	0	0	0	0	0
	003	Transport vehicles and heavy equipment	7000	0	0	0	0	0
	210	Substances and raw materials (medicines, clothes, food, films, etc..)	0	12000	12000	0	0	0
	211	Cleaning services and supplies including cleaning contracts	4000	0	0	0	0	0
	213	Official Travel Missions	2430	0	0	0	0	0
	214	Goods and services expenses	0	13000	13000	0	0	0
	001	Events and hospitality	0	3000	3000	0	0	0
	088	Contingent expenditures	0	10000	10000	0	0	0
		Total	48430	25000	25000	0	0	0
		Total of Activity	4441097	5565000	5536000	6126000	6192000	6240000
		Total of Program	4441097	5565000	5536000	6126000	6192000	6240000

Program : 4015 - Plant Production and Protection

Activity : 601 - Plant production and protection administration

Group	Item	Description	Actual 2020	Estimated 2021	Re-estimated 2021	Estimated 2022	Indicative 2023	Indicative 2024
21		Compensations of Employees						
2111		Salaries, Wages and Allowances						
	101	Classified Employees	13561	13000	13000	12000	11000	10000
	102	Unclassified Employees	1593000	1612000	1612000	1602000	1610000	1620000
	105	Personal Cost of Living Allowance	1220999	1210000	1210000	1190000	1200000	1210000
	106	Family Cost of Living Allowance	133958	136000	136000	134000	135000	136000
	111	Additional Allowance	1170520	1436000	1436000	1448000	1460000	1480000
	112	Other Allowances	0	0	0	105000	106000	107000
	113	Transportation Allowance	124253	133000	133000	150000	160000	170000
	114	Transport Allowance	98704	115000	115000	100000	108000	110000
	116	Employees' Bonuses	49922	815000	815000	815000	815000	815000
	120	Contract Employees	71223	60000	60000	105000	110000	120000
		Total	4476140	5530000	5530000	5661000	5715000	5778000
2121		Social Security Contributions						
	301	Social Security	450000	650000	650000	650000	670000	680000
		Total	450000	650000	650000	650000	670000	680000
		Total of Activity	4926140	6180000	6180000	6311000	6385000	6458000
		Total of Program	4926140	6180000	6180000	6311000	6385000	6458000

Current Expenditures According to Program and Activities for the Years 2020 - 2024

Chapter : 2201 - Ministry of Agriculture

(In JDs)

Program : 4020 - Land Reclamation and Development								
Activity : 601 - Lands development and reclamation administration								
Group	Item	Description	Actual 2020	Estimated 2021	Re-estimated 2021	Estimated 2022	Indicative 2023	Indicative 2024
21		Compensations of Employees						
2111		Salaries, Wages and Allowances						
	101	Classified Employees	13335	9000	9000	8000	7000	6000
	102	Unclassified Employees	439569	400000	400000	415000	420000	425000
	105	Personal Cost of Living Allowance	373261	370000	370000	350000	360000	370000
	106	Family Cost of Living Allowance	43128	42000	42000	40000	42000	44000
	111	Additional Allowance	394878	355000	355000	471000	475000	480000
	113	Transportation Allowance	39230	40000	40000	45000	46000	47000
	114	Transport Allowance	34647	35000	35000	30000	32000	34000
	116	Employees' Bonuses	49949	250000	250000	250000	250000	250000
	120	Contract Employees	73632	75000	75000	95000	100000	105000
		Total	1461629	1576000	1576000	1704000	1732000	1761000
2121		Social Security Contributions						
	301	Social Security	150000	190000	190000	190000	195000	200000
		Total	150000	190000	190000	190000	195000	200000
		Total of Activity	1611629	1766000	1766000	1894000	1927000	1961000
		Total of Program	1611629	1766000	1766000	1894000	1927000	1961000

Current Expenditures According to Program and Activities for the Years 2020 - 2024

Chapter : 2201 - Ministry of Agriculture

(In JDs)

Program : 4025 - The National Center for Agricultural Research and Extension								
Activity : 601 - Agricultural research and extension administration								
Group	Item	Description	Actual 2020	Estimated 2021	Re-estimated 2021	Estimated 2022	Indicative 2023	Indicative 2024
21		Compensations of Employees						
2111		Salaries, Wages and Allowances						
	101	Classified Employees	18639	20000	20000	19000	18000	17000
	102	Unclassified Employees	1488270	1400000	1300000	1418000	1425000	1430000
	103	Comprehensive Contract Employees	41151	55000	55000	35000	36000	37000
	105	Personal Cost of Living Allowance	1129818	1200000	1200000	1145000	1150000	1155000
	106	Family Cost of Living Allowance	110430	135000	135000	120000	125000	130000
	110	Overtime Allowance	0	0	0	50000	50000	50000
	111	Additional Allowance	1199417	1460000	1460000	1632000	1675000	1700000
	113	Transportation Allowance	132675	160000	160000	160000	165000	170000
	114	Transport Allowance	85940	130000	130000	100000	110000	120000
	115	Field Visit Allowance	38128	45000	45000	50000	50000	50000
	116	Employees' Bonuses	525074	1220000	1220000	1420000	1420000	1420000
	120	Contract Employees	148441	205000	205000	315000	325000	335000
		Total	4917983	6030000	5930000	6464000	6549000	6614000
2121		Social Security Contributions						
	301	Social Security	733336	780000	780000	830000	850000	870000
		Total	733336	780000	780000	830000	850000	870000
22		Use of Goods and Services						
2211		Use of Goods and Services						
	202	Telecommunications Services	15441	30000	30000	30000	30000	30000
	203	Water	13756	20000	20000	20000	20000	20000
	204	Electricity	46192	110000	110000	110000	110000	110000
	205	Fuels	58440	138000	138000	140000	140000	140000
	001	Heating	19999	46000	46000	50000	50000	50000
	002	Saloon vehicles	18555	46000	46000	50000	50000	50000
	003	Transport vehicles and heavy equipment	19886	46000	46000	40000	40000	40000
	206	Maintenance of Machines, furniture and accessories	15000	15000	15000	30000	30000	30000
	207	Maintenance of vehicles, equipment and accessories	29961	30000	30000	40000	40000	40000
	208	Repair and maintenance of buildings and accessories	9564	10000	10000	15000	15000	15000
	209	Stationery, Publications and Office Supplies	12786	13000	13000	15000	15000	15000
	210	Substances and raw materials (medicines, clothes, food, films, etc..)	10000	15000	15000	25000	25000	25000
	211	Cleaning services and supplies including cleaning contracts	3741	10000	10000	15000	15000	15000
	212	Insurance	44573	60000	60000	70000	70000	70000
	213	Official Travel Missions	7990	10000	10000	10000	10000	10000
	214	Goods and services expenses	8952	15000	15000	45000	45000	45000
	000	Goods and services expenses	8952	0	0	0	0	0
	001	Events and hospitality	0	3000	3000	5000	5000	5000
	008	Advertisements and subscriptions	0	0	0	5000	5000	5000
	013	Services, security and guarding contracts	0	0	0	15000	15000	15000
	028	Professional services expenditures	0	0	0	5000	5000	5000
	084	Fees and licenses	0	5000	5000	5000	5000	5000
	121	Administrative expenses	0	7000	7000	10000	10000	10000
		Total	276396	476000	476000	565000	565000	565000
28		Other Expenditures						
2821		Other Current Expenditures						
	303	Scientific scholarships and training courses	0	1000	1000	5000	5000	5000
	305	Non-Employees' Bonuses	300	2000	2000	5000	5000	5000
		Total	300	3000	3000	10000	10000	10000
		Total of Activity	5928015	7289000	7189000	7869000	7974000	8059000
		Total of Program	5928015	7289000	7189000	7869000	7974000	8059000
		Total of Chapter	44386123	53419000	52940000	55589000	56408000	56615000

Overall Summary of Capital Expenditures for the Years 2020 - 2024

Chapter : 2201 Ministry of Agriculture

(In JDs)

Group	Item	Description	Actual 2020	Estimated 2021	Re-estimated 2021	Estimated 2022	Indicative 2023	Indicative 2024
		Expenditures						
21		Compensations of Employees						
2111		Salaries, Wages and Allowances						
	501	Salaries	3879567	420000	304000	320000	320000	320000
	502	Wages	1258558	1517000	1416500	1700000	1745000	1755000
		Total	5138125	1937000	1720500	2020000	2065000	2075000
22		Use of Goods and Services						
2211		Use of Goods and Services						
	510	Buildings and facilities repair and maintenance	424993	525900	422800	1087650	855500	900000
	512	Operating and Sustaining Expenditures	3210620	532000	432000	1027000	855000	615500
		Total	3635613	1057900	854800	2114650	1710500	1515500
25		Subsidies						
2511		Subsidies to Public Corporations						
	520	Subsidies to non-financial public corporations/capital	912530	1062500	862500	1562500	2562500	2562500
		Total	912530	1062500	862500	1562500	2562500	2562500
28		Other Expenditures						
2822		Other Capital Expenditures						
	504	Studies, Research and Consultations	41554	150000	150000	283000	215000	220000
		Total	41554	150000	150000	283000	215000	220000
		Fixed Assets						
31		Non-financial Assets						
3111		Buildings and Constructions						
	508	Works and Constructions	2493198	3508942	2723542	4857200	4606000	5030000
		Total	2493198	3508942	2723542	4857200	4606000	5030000
3112		Devices, Machinery and Equipment						
	505	Equipment, Machines and Devices	274819	472700	352700	1730000	1701000	1015000
	506	Vehicles and Equipment	59897	230000	120000	489000	163000	120000
		Total	334716	702700	472700	2219000	1864000	1135000
3113		Other Fixed Assets						
	511	Equipping and furnishing	8700	57000	57000	139000	55000	55000
		Total	8700	57000	57000	139000	55000	55000
3122		Inventories						
	503	Materials and supplies	1286282	2313958	2223958	2874650	3893000	4599000
		Total	1286282	2313958	2223958	2874650	3893000	4599000
3141		Lands						
	507	Lands	0	0	0	668000	505000	490000
		Total	0	0	0	668000	505000	490000
		Total of Chapter	13850718	10790000	9065000	16738000	17476000	17682000

Capital Expenditures According to Program and Projects for the Years 2020 - 2024

Chapter : 2201 Ministry of Agriculture

(In JDs)

Program 4001 Administration and Support Services								
Project		001 Sustaining and Developing Agricultural Services Project						
Fund Source		102001 Capital (Treasury)						
Group	item	Description	Actual 2020	Estimated 2021	Re-estimated 2021	Estimated 2022	Indicative 2023	Indicative 2024
31		Non-financial Assets						
3112		Devices, Machinery and Equipment						
	505	Equipment, Machines and Devices						
	001	Computers and accessories	52363	10000	0	20000	20000	20000
	003	Office supplies and equipment	7085	2000	2000	20000	20000	20000
	007	Agricultural tools and equipment	3630	20000	20000	40000	40000	40000
	012	Air Conditioners	0	1500	1500	10000	10000	10000
	023	Electrical devices and equipment	2003	5500	5500	20000	20000	20000
	036	Cameras	0	0	0	10000	0	0
	062	Solar cells systems and equipment	0	22200	22200	0	0	0
		Total of Item	65081	61200	51200	120000	110000	110000
	506	Vehicles and Equipment						
	014	Heavy equipment	43400	0	0	0	0	0
		Total of Item	43400	0	0	0	0	0
3113		Other Fixed Assets						
	511	Equipping and furnishing						
	006	Furnishing and equipping the buildings and facilities	0	0	0	50000	25000	25000
		Total of Item	0	0	0	50000	25000	25000
3122		Inventories						
	503	Materials and supplies						
	003	Agricultural supplies	5652	23000	23000	60000	60000	60000
	019	Spare parts supplies	423402	465000	465000	500000	500000	500000
		Total of Item	429054	488000	488000	560000	560000	560000
3141		Lands						
	507	Lands						
	001	Lands expropriation and purchase	0	0	0	150000	0	0
		Total of Item	0	0	0	150000	0	0
		Total of Project / Treasury	6261400	1512500	1335400	2004850	1660000	1535000
Project		002 Agricultural Risks Fund						
Fund Source		102001 Capital (Treasury)						
Group	item	Description	Actual 2020	Estimated 2021	Re-estimated 2021	Estimated 2022	Indicative 2023	Indicative 2024
25		Subsidies						
2511		Subsidies to Public Corporations						
	520	Subsidies to non-financial public corporations/capital						
	018	Agricultural Risks Fund	850030	1000000	800000	1000000	1000000	1000000
		Total of Item	850030	1000000	800000	1000000	1000000	1000000
		Total of Project / Treasury	850030	1000000	800000	1000000	1000000	1000000

Capital Expenditures According to Program and Projects for the Years 2020 - 2024

Chapter : 2201 Ministry of Agriculture

(In JDs)

Program 4001 Administration and Support Services								
Project		009 Border Centers Development						
Fund Source		102001 Capital (Treasury)						
Group	item	Description	Actual 2020	Estimated 2021	Re-estimated 2021	Estimated 2022	Indicative 2023	Indicative 2024
22		Use of Goods and Services						
2211		Use of Goods and Services						
	510	Buildings and facilities repair and maintenance						
	008	Buildings and facilities maintenance	4984	0	0	0	0	0
		Total of Item	4984	0	0	0	0	0
	512	Operating and Sustaining Expenditures						
	008	Qualification and training expenses	0	0	0	0	25000	0
	017	Promotion, advertising and awareness	0	0	0	0	30000	0
		Total of Item	0	0	0	0	55000	0
31		Non-financial Assets						
3111		Buildings and Constructions						
	508	Works and Constructions						
	013	Construction of buildings	0	0	0	20000	60000	0
		Total of Item	0	0	0	20000	60000	0
3112		Devices, Machinery and Equipment						
	505	Equipment, Machines and Devices						
	001	Computers and accessories	0	0	0	0	30000	0
	007	Agricultural tools and equipment	5630	0	0	20000	100000	0
		Total of Item	5630	0	0	20000	130000	0
3122		Inventories						
	503	Materials and supplies						
	003	Agricultural supplies	0	0	0	10000	0	0
		Total of Item	0	0	0	10000	0	0
		Total of Project / Treasury	10614	0	0	50000	245000	0
Project		010 Establishment of agriculture database						
Fund Source		102001 Capital (Treasury)						
Group	item	Description	Actual 2020	Estimated 2021	Re-estimated 2021	Estimated 2022	Indicative 2023	Indicative 2024
22		Use of Goods and Services						
2211		Use of Goods and Services						
	512	Operating and Sustaining Expenditures						
	015	Operating systems and software	0	80000	80000	150000	50000	0
		Total of Item	0	80000	80000	150000	50000	0
31		Non-financial Assets						
3112		Devices, Machinery and Equipment						
	505	Equipment, Machines and Devices						
	001	Computers and accessories	0	10000	0	135000	0	0
		Total of Item	0	10000	0	135000	0	0
		Total of Project / Treasury	0	90000	80000	285000	50000	0
Project		011 The new building of the Ministry of Agriculture						
Fund Source		102001 Capital (Treasury)						
Group	item	Description	Actual 2020	Estimated 2021	Re-estimated 2021	Estimated 2022	Indicative 2023	Indicative 2024
31		Non-financial Assets						
3141		Lands						
	507	Lands						
	002	Purchasing buildings	0	0	0	518000	505000	490000
		Total of Item	0	0	0	518000	505000	490000
		Total of Project / Treasury	0	0	0	518000	505000	490000

Capital Expenditures According to Program and Projects for the Years 2020 - 2024

Chapter : 2201 Ministry of Agriculture

(In JDs)

Program		4001 Administration and Support Services						
Project		012 Establish an agricultural marketing company						
Fund Source		102001 Capital (Treasury)						
Group	item	Description	Actual 2020	Estimated 2021	Re-estimated 2021	Estimated 2022	Indicative 2023	Indicative 2024
25		Subsidies						
2511		Subsidies to Public Corporations						
	520	Subsidies to non-financial public corporations/capital						
	055	Agricultural marketing Company	0	0	0	500000	1500000	1500000
		Total of Item	0	0	0	500000	1500000	1500000
		Total of Project / Treasury	0	0	0	500000	1500000	1500000
Project		013 Agricultural industries complex in the Jordan Valley / Southern Ghours						
Fund Source		102001 Capital (Treasury)						
Group	item	Description	Actual 2020	Estimated 2021	Re-estimated 2021	Estimated 2022	Indicative 2023	Indicative 2024
31		Non-financial Assets						
3111		Buildings and Constructions						
	508	Works and Constructions						
	013	Construction of buildings	0	0	0	100000	0	0
		Total of Item	0	0	0	100000	0	0
		Total of Project / Treasury	0	0	0	100000	0	0
Project		701 Constructing and maintaining buildings in Ajloun governorate						
Fund Source		102001 Capital (Treasury)						
Group	item	Description	Actual 2020	Estimated 2021	Re-estimated 2021	Estimated 2022	Indicative 2023	Indicative 2024
22		Use of Goods and Services						
2211		Use of Goods and Services						
	510	Buildings and facilities repair and maintenance						
	009	Buildings repair and renovation	15495	10000	10000	0	0	0
		Total of Item	15495	10000	10000	0	0	0
31		Non-financial Assets						
3111		Buildings and Constructions						
	508	Works and Constructions						
	013	Construction of buildings	35102	150000	150000	112000	0	0
		Total of Item	35102	150000	150000	112000	0	0
		Total of Project / Treasury	50597	160000	160000	112000	0	0

Capital Expenditures According to Program and Projects for the Years 2020 - 2024

Chapter : 2201 Ministry of Agriculture

(In JDs)

Program 4001 Administration and Support Services								
Project		702 Improving the agricultural facilities in the capital governorate						
Fund Source		102001 Capital (Treasury)						
Group	item	Description	Actual 2020	Estimated 2021	Re-estimated 2021	Estimated 2022	Indicative 2023	Indicative 2024
22		Use of Goods and Services						
2211		Use of Goods and Services						
	510	Buildings and facilities repair and maintenance						
	008	Buildings and facilities maintenance	14490	0	0	0	0	0
	009	Buildings repair and renovation	0	35000	20000	125000	75000	35000
		Total of Item	14490	35000	20000	125000	75000	35000
31		Non-financial Assets						
3111		Buildings and Constructions						
	508	Works and Constructions						
	013	Construction of buildings	133467	350000	150000	150000	150000	110000
		Total of Item	133467	350000	150000	150000	150000	110000
3112		Devices, Machinery and Equipment						
	505	Equipment, Machines and Devices						
	062	Solar cells systems and equipment	0	15000	15000	0	0	0
		Total of Item	0	15000	15000	0	0	0
	506	Vehicles and Equipment						
	011	Trucks	0	85000	0	50000	50000	0
		Total of Item	0	85000	0	50000	50000	0
		Total of Project / Treasury	147957	485000	185000	325000	275000	145000
Project		703 Establishing and expanding agricultural centers in Zarqa governorate						
Fund Source		102001 Capital (Treasury)						
Group	item	Description	Actual 2020	Estimated 2021	Re-estimated 2021	Estimated 2022	Indicative 2023	Indicative 2024
22		Use of Goods and Services						
2211		Use of Goods and Services						
	510	Buildings and facilities repair and maintenance						
	009	Buildings repair and renovation	2108	0	0	2300	0	0
		Total of Item	2108	0	0	2300	0	0
31		Non-financial Assets						
3111		Buildings and Constructions						
	508	Works and Constructions						
	013	Construction of buildings	87952	25000	25000	86200	60000	0
		Total of Item	87952	25000	25000	86200	60000	0
3112		Devices, Machinery and Equipment						
	505	Equipment, Machines and Devices						
	062	Solar cells systems and equipment	0	0	0	32000	25000	0
		Total of Item	0	0	0	32000	25000	0
3113		Other Fixed Assets						
	511	Equipping and furnishing						
	006	Furnishing and equipping the buildings and facilities	0	0	0	5000	0	0
		Total of Item	0	0	0	5000	0	0
		Total of Project / Treasury	90060	25000	25000	125500	85000	0

Capital Expenditures According to Program and Projects for the Years 2020 - 2024

Chapter : 2201 Ministry of Agriculture

(In JDs)

Program 4001 Administration and Support Services								
Project		704 Establishing a building for farmers services / Ma'daba governorate						
Fund Source		102001 Capital (Treasury)						
Group	item	Description	Actual 2020	Estimated 2021	Re-estimated 2021	Estimated 2022	Indicative 2023	Indicative 2024
31		Non-financial Assets						
3111		Buildings and Constructions						
	508	Works and Constructions						
	013	Construction of buildings	170364	170000	170000	0	171000	100000
		Total of Item	170364	170000	170000	0	171000	100000
		Total of Project / Treasury	170364	170000	170000	0	171000	100000
Project		705 Establishing and equipping buildings in Balqa' governorate						
Fund Source		102001 Capital (Treasury)						
Group	item	Description	Actual 2020	Estimated 2021	Re-estimated 2021	Estimated 2022	Indicative 2023	Indicative 2024
31		Non-financial Assets						
3111		Buildings and Constructions						
	508	Works and Constructions						
	013	Construction of buildings	193937	40000	40000	30000	40000	50000
		Total of Item	193937	40000	40000	30000	40000	50000
		Total of Project / Treasury	193937	40000	40000	30000	40000	50000
Project		706 Using the solar energy in the agriculture in Karak governorate						
Fund Source		102001 Capital (Treasury)						
Group	item	Description	Actual 2020	Estimated 2021	Re-estimated 2021	Estimated 2022	Indicative 2023	Indicative 2024
31		Non-financial Assets						
3112		Devices, Machinery and Equipment						
	505	Equipment, Machines and Devices						
	062	Solar cells systems and equipment	0	0	0	0	25000	15000
		Total of Item	0	0	0	0	25000	15000
		Total of Project / Treasury	0	0	0	0	25000	15000
Project		713 Maintain and expand buildings in Balqa' governorate						
Fund Source		102001 Capital (Treasury)						
Group	item	Description	Actual 2020	Estimated 2021	Re-estimated 2021	Estimated 2022	Indicative 2023	Indicative 2024
22		Use of Goods and Services						
2211		Use of Goods and Services						
	510	Buildings and facilities repair and maintenance						
	009	Buildings repair and renovation	0	30000	30000	0	0	0
		Total of Item	0	30000	30000	0	0	0
31		Non-financial Assets						
3111		Buildings and Constructions						
	508	Works and Constructions						
	013	Construction of buildings	0	0	0	40000	100000	125000
		Total of Item	0	0	0	40000	100000	125000
3112		Devices, Machinery and Equipment						
	505	Equipment, Machines and Devices						
	062	Solar cells systems and equipment	4938	0	0	0	0	0
		Total of Item	4938	0	0	0	0	0
3122		Inventories						
	503	Materials and supplies						
	003	Agricultural supplies	0	0	0	10000	0	0
		Total of Item	0	0	0	10000	0	0
		Total of Project / Treasury	4938	30000	30000	50000	100000	125000

Capital Expenditures According to Program and Projects for the Years 2020 - 2024

Chapter : 2201 Ministry of Agriculture

(In JDs)

Program 4001 Administration and Support Services								
Project		715 Establishing and maintaining buildings and stations in Al-Karak governorate						
Fund Source		102001 Capital (Treasury)						
Group	Item	Description	Actual 2020	Estimated 2021	Re-estimated 2021	Estimated 2022	Indicative 2023	Indicative 2024
22		Use of Goods and Services						
2211		Use of Goods and Services						
	510	Buildings and facilities repair and maintenance						
	008	Buildings and facilities maintenance	0	37000	37000	0	13000	5000
	009	Buildings repair and renovation	0	0	0	0	45000	30000
	011	Irrigation networks maintenance	0	0	0	0	25000	25000
		Total of Item	0	37000	37000	0	83000	60000
	512	Operating and Sustaining Expenditures						
	006	Devices, tools and equipment maintenance	0	0	0	10000	0	0
		Total of Item	0	0	0	10000	0	0
28		Other Expenditures						
2822		Other Capital Expenditures						
	504	Studies, Research and Consultations						
	014	Studies, researches and design	0	0	0	25000	30000	35000
		Total of Item	0	0	0	25000	30000	35000
31		Non-financial Assets						
3111		Buildings and Constructions						
	508	Works and Constructions						
	013	Construction of buildings	163322	80000	50000	20000	50000	10000
		Total of Item	163322	80000	50000	20000	50000	10000
3112		Devices, Machinery and Equipment						
	506	Vehicles and Equipment						
	003	Pick-up vehicles	0	25000	0	0	0	0
		Total of Item	0	25000	0	0	0	0
3122		Inventories						
	503	Materials and supplies						
	003	Agricultural supplies	0	0	0	0	10000	20000
	006	Laboratories supplies and materials	0	13000	13000	0	0	0
		Total of Item	0	13000	13000	0	10000	20000
		Total of Project / Treasury	163322	155000	100000	55000	173000	125000

Capital Expenditures According to Program and Projects for the Years 2020 - 2024

Chapter : 2201 Ministry of Agriculture

(In JDs)

Program 4001 Administration and Support Services								
Project		717 Establishing and maintaining agricultural buildings in Ma'an governorate						
Fund Source		102001 Capital (Treasury)						
Group	item	Description	Actual 2020	Estimated 2021	Re-estimated 2021	Estimated 2022	Indicative 2023	Indicative 2024
22		Use of Goods and Services						
2211		Use of Goods and Services						
	510	Buildings and facilities repair and maintenance						
	008	Buildings and facilities maintenance	0	0	0	7000	10000	0
		Total of Item	0	0	0	7000	10000	0
31		Non-financial Assets						
3111		Buildings and Constructions						
	508	Works and Constructions						
	013	Construction of buildings	0	161000	161000	40000	40000	150000
		Total of Item	0	161000	161000	40000	40000	150000
3112		Devices, Machinery and Equipment						
	505	Equipment, Machines and Devices						
	007	Agricultural tools and equipment	0	0	0	4000	55000	0
	036	Cameras	0	0	0	3000	0	0
		Total of Item	0	0	0	7000	55000	0
3122		Inventories						
	503	Materials and supplies						
	003	Agricultural supplies	0	0	0	0	20000	0
		Total of Item	0	0	0	0	20000	0
		Total of Project / Treasury	0	161000	161000	54000	125000	150000

Capital Expenditures According to Program and Projects for the Years 2020 - 2024

Chapter : 2201 Ministry of Agriculture

(In JDs)

Program 4001 Administration and Support Services								
Project		718 Maintaining and rehabilitating agriculture directorates and centers in Aqaba governorate						
Fund Source		102001 Capital (Treasury)						
Group	item	Description	Actual 2020	Estimated 2021	Re-estimated 2021	Estimated 2022	Indicative 2023	Indicative 2024
22		Use of Goods and Services						
2211		Use of Goods and Services						
	510	Buildings and facilities repair and maintenance						
	008	Buildings and facilities maintenance	0	12500	12000	0	0	0
	009	Buildings repair and renovation	0	23600	23600	7000	10000	0
		Total of Item	0	36100	35600	7000	10000	0
31		Non-financial Assets						
3111		Buildings and Constructions						
	508	Works and Constructions						
	004	Construction of dams	0	0	0	0	50000	100000
	010	Construction of irrigation networks	0	0	0	10000	0	0
	012	Construction of veterinary clinics	0	0	0	180000	0	0
		Total of Item	0	0	0	190000	50000	100000
3112		Devices, Machinery and Equipment						
	505	Equipment, Machines and Devices						
	007	Agricultural tools and equipment	0	0	0	7000	30000	30000
	012	Air Conditioners	0	0	0	3000	0	0
	062	Solar cells systems and equipment	0	0	0	25000	20000	0
		Total of Item	0	0	0	35000	50000	30000
	506	Vehicles and Equipment						
	003	Pick-up vehicles	0	0	0	23000	0	0
	008	Tractors	0	0	0	10000	0	0
		Total of Item	0	0	0	33000	0	0
3113		Other Fixed Assets						
	511	Equipping and furnishing						
	006	Furnishing and equipping the buildings and facilities	0	0	0	5000	0	0
		Total of Item	0	0	0	5000	0	0
3122		Inventories						
	503	Materials and supplies						
	002	Medical supplies and consumables	0	0	0	30000	30000	30000
	003	Agricultural supplies	0	0	0	20000	35000	40000
	021	Fodder, fertilizers and insecticides	0	0	0	5000	0	0
		Total of Item	0	0	0	55000	65000	70000
		Total of Project / Treasury	0	36100	35600	325000	175000	200000
Project		720 Establishing and maintaining Northern Ghours agriculture centers, stations and buildings /Irbid governorate						
Fund Source		102001 Capital (Treasury)						
Group	item	Description	Actual 2020	Estimated 2021	Re-estimated 2021	Estimated 2022	Indicative 2023	Indicative 2024
22		Use of Goods and Services						
2211		Use of Goods and Services						
	510	Buildings and facilities repair and maintenance						
	009	Buildings repair and renovation	34280	0	0	0	0	0
		Total of Item	34280	0	0	0	0	0
		Total of Project / Treasury	34280	0	0	0	0	0

Capital Expenditures According to Program and Projects for the Years 2020 - 2024

Chapter : 2201 Ministry of Agriculture

(In JDs)

Program 4001 Administration and Support Services								
Project 723 Agricultural guidance / Zarqa Governorate								
Fund Source 102001 Capital (Treasury)								
Group	item	Description	Actual 2020	Estimated 2021	Re-estimated 2021	Estimated 2022	Indicative 2023	Indicative 2024
31		Non-financial Assets						
3122		Inventories						
	503	Materials and supplies						
	003	Agricultural supplies	0	10000	10000	0	0	0
		Total of Item	0	10000	10000	0	0	0
		Total of Project / Treasury	0	10000	10000	0	0	0
Project 725 Establish a permanent rural products exhibition (maintaining, rehabilitating and equipping)/ Mafraq								
Fund Source 102001 Capital (Treasury)								
Group	item	Description	Actual 2020	Estimated 2021	Re-estimated 2021	Estimated 2022	Indicative 2023	Indicative 2024
22		Use of Goods and Services						
2211		Use of Goods and Services						
	510	Buildings and facilities repair and maintenance						
	009	Buildings repair and renovation	0	0	0	20000	50000	50000
		Total of Item	0	0	0	20000	50000	50000
		Total of Project / Treasury	0	0	0	20000	50000	50000
Project 726 Maintain the buildings of Irbid's agriculture directorate in Irbid governorate								
Fund Source 102001 Capital (Treasury)								
Group	item	Description	Actual 2020	Estimated 2021	Re-estimated 2021	Estimated 2022	Indicative 2023	Indicative 2024
22		Use of Goods and Services						
2211		Use of Goods and Services						
	510	Buildings and facilities repair and maintenance						
	009	Buildings repair and renovation	0	0	0	20000	30000	40000
		Total of Item	0	0	0	20000	30000	40000
		Total of Project / Treasury	0	0	0	20000	30000	40000
Total of Program			7977499	3874600	3132000	5574350	6209000	5525000

Capital Expenditures According to Program and Projects for the Years 2020 - 2024

Chapter : 2201 Ministry of Agriculture

(In JDs)

Program 4005 Animal Resources, Veterinary and Laboratories								
Project		014 Support and protection of livestock resources						
Fund Source		102001 Capital (Treasury)						
Group	Item	Description	Actual 2020	Estimated 2021	Re-estimated 2021	Estimated 2022	Indicative 2023	Indicative 2024
21		Compensations of Employees						
2111		Salaries, Wages and Allowances						
	502	Wages						
	001	Wages	167468	335000	335000	325000	325000	325000
		Total of Item	167468	335000	335000	325000	325000	325000
22		Use of Goods and Services						
2211		Use of Goods and Services						
	510	Buildings and facilities repair and maintenance						
	008	Buildings and facilities maintenance	0	15000	15000	20000	20000	20000
		Total of Item	0	15000	15000	20000	20000	20000
	512	Operating and Sustaining Expenditures						
	006	Devices, tools and equipment maintenance	4919	10000	10000	20000	25000	25000
	015	Operating systems and software	0	0	0	35000	0	0
	035	Technical and administrative support	49762	0	0	0	0	0
	118	Repayment of due claims	99910	0	0	0	0	0
		Total of Item	154591	10000	10000	55000	25000	25000
31		Non-financial Assets						
3111		Buildings and Constructions						
	508	Works and Constructions						
	013	Construction of buildings	399296	415400	100000	0	0	0
		Total of Item	399296	415400	100000	0	0	0
3112		Devices, Machinery and Equipment						
	505	Equipment, Machines and Devices						
	002	Medical devices and equipment	0	0	0	10000	0	0
	009	Laboratories and Measurement Devices	0	0	0	30000	0	0
		Total of Item	0	0	0	40000	0	0
3122		Inventories						
	503	Materials and supplies						
	002	Medical supplies and consumables	44559	55000	55000	110000	200000	400000
	003	Agricultural supplies	64952	55000	55000	70000	85000	90000
	006	Laboratories supplies and materials	0	35000	35000	50000	90000	90000
	021	Fodder, fertilizers and insecticides	98423	105000	105000	150000	195000	195000
		Total of Item	207934	250000	250000	380000	570000	775000
		Total of Project / Treasury	929289	1025400	710000	820000	940000	1145000
Project		017 Establishing antibiotic residues laboratory						
Fund Source		102001 Capital (Treasury)						
Group	Item	Description	Actual 2020	Estimated 2021	Re-estimated 2021	Estimated 2022	Indicative 2023	Indicative 2024
31		Non-financial Assets						
3112		Devices, Machinery and Equipment						
	505	Equipment, Machines and Devices						
	009	Laboratories and Measurement Devices	0	0	0	230000	0	0
		Total of Item	0	0	0	230000	0	0
3122		Inventories						
	503	Materials and supplies						
	006	Laboratories supplies and materials	16583	0	0	25000	0	0
		Total of Item	16583	0	0	25000	0	0
		Total of Project / Treasury	16583	0	0	255000	0	0

Capital Expenditures According to Program and Projects for the Years 2020 - 2024

Chapter : 2201 Ministry of Agriculture

(In JDs)

Program 4005 Animal Resources, Veterinary and Laboratories								
Project		018 Establish veterinary quarry in Mafraq						
Fund Source		102001 Capital (Treasury)						
Group	item	Description	Actual 2020	Estimated 2021	Re-estimated 2021	Estimated 2022	Indicative 2023	Indicative 2024
31		Non-financial Assets						
3111		Buildings and Constructions						
	508	Works and Constructions						
	013	Construction of buildings	0	0	0	420000	0	0
	031	Pavement of yards and streets	0	0	0	50000	0	0
		Total of Item	0	0	0	470000	0	0
3112		Devices, Machinery and Equipment						
	505	Equipment, Machines and Devices						
	007	Agricultural tools and equipment	0	0	0	50000	450000	0
	023	Electrical devices and equipment	0	0	0	20000	0	0
	036	Cameras	0	0	0	20000	0	0
		Total of Item	0	0	0	90000	450000	0
	506	Vehicles and Equipment						
	003	Pick-up vehicles	0	0	0	50000	0	0
		Total of Item	0	0	0	50000	0	0
3113		Other Fixed Assets						
	511	Equipping and furnishing						
	006	Furnishing and equipping the buildings and facilities	0	0	0	40000	0	0
		Total of Item	0	0	0	40000	0	0
3122		Inventories						
	503	Materials and supplies						
	006	Laboratories supplies and materials	0	0	0	50000	0	0
		Total of Item	0	0	0	50000	0	0
		Total of Project / Treasury	0	0	0	700000	450000	0
Project		701 Establishing and equipping veterinary laboratories and clinics in Irbid governorate						
Fund Source		102001 Capital (Treasury)						
Group	item	Description	Actual 2020	Estimated 2021	Re-estimated 2021	Estimated 2022	Indicative 2023	Indicative 2024
28		Other Expenditures						
2822		Other Capital Expenditures						
	504	Studies, Research and Consultations						
	014	Studies, researches and design	0	0	0	5000	0	0
		Total of Item	0	0	0	5000	0	0
31		Non-financial Assets						
3111		Buildings and Constructions						
	508	Works and Constructions						
	012	Construction of veterinary clinics	11749	0	0	0	0	0
	013	Construction of buildings	33639	125700	125700	40000	25000	0
		Total of Item	45388	125700	125700	40000	25000	0
3112		Devices, Machinery and Equipment						
	505	Equipment, Machines and Devices						
	007	Agricultural tools and equipment	0	0	0	24000	35000	0
		Total of Item	0	0	0	24000	35000	0
3122		Inventories						
	503	Materials and supplies						
	002	Medical supplies and consumables	0	20000	20000	15000	30000	45000
	003	Agricultural supplies	6000	0	0	0	0	0
	006	Laboratories supplies and materials	0	0	0	25000	15000	0
		Total of Item	6000	20000	20000	40000	45000	45000
		Total of Project / Treasury	51388	145700	145700	109000	105000	45000

Capital Expenditures According to Program and Projects for the Years 2020 - 2024

Chapter : 2201 Ministry of Agriculture

(In JDs)

Program 4005 Animal Resources, Veterinary and Laboratories								
Project		702 Establishing and equipping veterinary laboratories and clinics in Mafraq governorate						
Fund Source		102001 Capital (Treasury)						
Group	item	Description	Actual 2020	Estimated 2021	Re-estimated 2021	Estimated 2022	Indicative 2023	Indicative 2024
31		Non-financial Assets						
3111		Buildings and Constructions						
	508	Works and Constructions						
	012	Construction of veterinary clinics	174205	150000	50000	0	0	0
		Total of Item	174205	150000	50000	0	0	0
3113		Other Fixed Assets						
	511	Equipping and furnishing						
	005	Laboratories furnishings	8700	0	0	0	0	0
		Total of Item	8700	0	0	0	0	0
		Total of Project / Treasury	182905	150000	50000	0	0	0
Project		709 Agricultural Quarry - Al Mudawara Border Center / Ma'an Governorate						
Fund Source		102001 Capital (Treasury)						
Group	item	Description	Actual 2020	Estimated 2021	Re-estimated 2021	Estimated 2022	Indicative 2023	Indicative 2024
31		Non-financial Assets						
3111		Buildings and Constructions						
	508	Works and Constructions						
	013	Construction of buildings	43132	0	0	5000	5000	0
		Total of Item	43132	0	0	5000	5000	0
3112		Devices, Machinery and Equipment						
	505	Equipment, Machines and Devices						
	001	Computers and accessories	0	1000	1000	0	0	0
	003	Office supplies and equipment	0	2000	2000	0	0	0
	012	Air Conditioners	0	4000	4000	0	0	0
	023	Electrical devices and equipment	0	5000	5000	0	0	0
		Total of Item	0	12000	12000	0	0	0
3113		Other Fixed Assets						
	511	Equipping and furnishing						
	006	Furnishing and equipping the buildings and facilities	0	5000	5000	0	0	0
		Total of Item	0	5000	5000	0	0	0
3122		Inventories						
	503	Materials and supplies						
	002	Medical supplies and consumables	0	1000	1000	0	0	0
	003	Agricultural supplies	0	2000	2000	0	0	0
		Total of Item	0	3000	3000	0	0	0
		Total of Project / Treasury	43132	20000	20000	5000	5000	0

Capital Expenditures According to Program and Projects for the Years 2020 - 2024

Chapter : 2201 Ministry of Agriculture

(In JDs)

Program 4005 Animal Resources, Veterinary and Laboratories								
Project		710 Rehabilitating veterinary clinics and laboratories in Ma'an governorate						
Fund Source		102001 Capital (Treasury)						
Group	item	Description	Actual 2020	Estimated 2021	Re-estimated 2021	Estimated 2022	Indicative 2023	Indicative 2024
31		Non-financial Assets						
3111		Buildings and Constructions						
	508	Works and Constructions						
	012	Construction of veterinary clinics	5827	0	0	0	0	0
	013	Construction of buildings	55500	0	0	0	0	0
		Total of Item	61327	0	0	0	0	0
3112		Devices, Machinery and Equipment						
	505	Equipment, Machines and Devices						
	003	Office supplies and equipment	0	0	0	2500	0	0
	012	Air Conditioners	0	0	0	1500	0	0
	023	Electrical devices and equipment	0	0	0	2000	0	0
		Total of Item	0	0	0	6000	0	0
	506	Vehicles and Equipment						
	003	Pick-up vehicles	0	0	0	0	23000	0
		Total of Item	0	0	0	0	23000	0
3113		Other Fixed Assets						
	511	Equipping and furnishing						
	006	Furnishing and equipping the buildings and facilities	0	0	0	4000	0	0
		Total of Item	0	0	0	4000	0	0
3122		Inventories						
	503	Materials and supplies						
	002	Medical supplies and consumables	0	23000	23000	41650	42000	42000
	003	Agricultural supplies	0	20000	20000	21000	35000	21000
	021	Fodder, fertilizers and insecticides	0	0	0	13000	20000	20000
		Total of Item	0	43000	43000	75650	97000	83000
		Total of Project / Treasury	61327	43000	43000	85650	120000	83000
Project		711 Establishing veterinary clinics and laboratories in Aqaba governorate						
Fund Source		102001 Capital (Treasury)						
Group	item	Description	Actual 2020	Estimated 2021	Re-estimated 2021	Estimated 2022	Indicative 2023	Indicative 2024
28		Other Expenditures						
2822		Other Capital Expenditures						
	504	Studies, Research and Consultations						
	014	Studies, researches and design	0	20000	20000	20000	0	0
		Total of Item	0	20000	20000	20000	0	0
31		Non-financial Assets						
3111		Buildings and Constructions						
	508	Works and Constructions						
	011	Construction of greenhouses	0	0	0	20000	10000	0
	012	Construction of veterinary clinics	89725	121000	121000	0	0	0
	013	Construction of buildings	0	0	0	0	50000	100000
		Total of Item	89725	121000	121000	20000	60000	100000
3112		Devices, Machinery and Equipment						
	505	Equipment, Machines and Devices						
	002	Medical devices and equipment	0	0	0	20000	0	0
		Total of Item	0	0	0	20000	0	0
	506	Vehicles and Equipment						
	003	Pick-up vehicles	0	0	0	0	20000	20000
		Total of Item	0	0	0	0	20000	20000
		Total of Project / Treasury	89725	141000	141000	60000	80000	120000

Capital Expenditures According to Program and Projects for the Years 2020 - 2024

Chapter : 2201 Ministry of Agriculture

(In JDs)

Program 4005 Animal Resources, Veterinary and Laboratories								
Project		713 Establish and develop veterinary clinics in Zarqa' governorate						
Fund Source		102001 Capital (Treasury)						
Group	item	Description	Actual 2020	Estimated 2021	Re-estimated 2021	Estimated 2022	Indicative 2023	Indicative 2024
31		Non-financial Assets						
3111		Buildings and Constructions						
	508	Works and Constructions						
	012	Construction of veterinary clinics	62550	0	0	0	0	0
		Total of Item	62550	0	0	0	0	0
3122		Inventories						
	503	Materials and supplies						
	002	Medical supplies and consumables	20000	50000	50000	53000	0	0
	003	Agricultural supplies	2000	0	0	26000	0	0
	021	Fodder, fertilizers and insecticides	0	10000	10000	0	0	0
		Total of Item	22000	60000	60000	79000	0	0
		Total of Project / Treasury	84550	60000	60000	79000	0	0
Project		715 livestock and veterinary / Mafraq Governorate						
Fund Source		102001 Capital (Treasury)						
Group	item	Description	Actual 2020	Estimated 2021	Re-estimated 2021	Estimated 2022	Indicative 2023	Indicative 2024
31		Non-financial Assets						
3122		Inventories						
	503	Materials and supplies						
	002	Medical supplies and consumables	0	50000	50000	60000	100000	150000
		Total of Item	0	50000	50000	60000	100000	150000
		Total of Project / Treasury	0	50000	50000	60000	100000	150000
Project		716 Combating the Disease and plant worm (Syringopais Tempertella) in the Capital Governorate						
Fund Source		102001 Capital (Treasury)						
Group	item	Description	Actual 2020	Estimated 2021	Re-estimated 2021	Estimated 2022	Indicative 2023	Indicative 2024
22		Use of Goods and Services						
2211		Use of Goods and Services						
	512	Operating and Sustaining Expenditures						
	013	Services contracts	0	0	0	20000	0	0
		Total of Item	0	0	0	20000	0	0
31		Non-financial Assets						
3112		Devices, Machinery and Equipment						
	505	Equipment, Machines and Devices						
	007	Agricultural tools and equipment	0	0	0	5000	0	0
		Total of Item	0	0	0	5000	0	0
3122		Inventories						
	503	Materials and supplies						
	003	Agricultural supplies	0	5000	5000	10000	10000	5000
		Total of Item	0	5000	5000	10000	10000	5000
		Total of Project / Treasury	0	5000	5000	35000	10000	5000

Capital Expenditures According to Program and Projects for the Years 2020 - 2024

Chapter : 2201 Ministry of Agriculture

(In JDs)

Program 4005 Animal Resources, Veterinary and Laboratories								
Project 717 Establishing livestock department building / Jerash governorate								
Fund Source 102001 Capital (Treasury)								
Group	item	Description	Actual 2020	Estimated 2021	Re-estimated 2021	Estimated 2022	Indicative 2023	Indicative 2024
31		Non-financial Assets						
3111		Buildings and Constructions						
	508	Works and Constructions						
	013	Construction of buildings	0	0	0	200000	300000	0
		Total of Item	0	0	0	200000	300000	0
		Total of Project / Treasury	0	0	0	200000	300000	0
		Total of Program	1458899	1640100	1224700	2408650	2110000	1548000

Capital Expenditures According to Program and Projects for the Years 2020 - 2024

Chapter : 2201 Ministry of Agriculture

(In JDs)

Program 4010 Forestry, Pastures and Nurseries Development								
Project		009 Protecting and sustaining forestry resources						
Fund Source		102001 Capital (Treasury)						
Group	Item	Description	Actual 2020	Estimated 2021	Re-estimated 2021	Estimated 2022	Indicative 2023	Indicative 2024
21		Compensations of Employees						
2111		Salaries, Wages and Allowances						
	502	Wages						
	001	Wages	499986	480000	380000	560000	560000	560000
		Total of Item	499986	480000	380000	560000	560000	560000
22		Use of Goods and Services						
2211		Use of Goods and Services						
	510	Buildings and facilities repair and maintenance						
	008	Buildings and facilities maintenance	4757	15000	15000	20000	25000	25000
		Total of Item	4757	15000	15000	20000	25000	25000
	512	Operating and Sustaining Expenditures						
	012	Subscriptions, insurances	20000	0	0	0	0	0
	035	Technical and administrative support	99999	0	0	0	0	0
	118	Repayment of due claims	149519	0	0	0	0	0
		Total of Item	269518	0	0	0	0	0
31		Non-financial Assets						
3112		Devices, Machinery and Equipment						
	505	Equipment, Machines and Devices						
	062	Solar cells systems and equipment	0	0	0	15000	5000	5000
		Total of Item	0	0	0	15000	5000	5000
3113		Other Fixed Assets						
	511	Equipping and furnishing						
	006	Furnishing and equipping the buildings and facilities	0	0	0	10000	15000	15000
		Total of Item	0	0	0	10000	15000	15000
3122		Inventories						
	503	Materials and supplies						
	003	Agricultural supplies	0	70000	70000	80000	100000	120000
		Total of Item	0	70000	70000	80000	100000	120000
		Total of Project / Treasury	774261	565000	465000	685000	705000	725000

Capital Expenditures According to Program and Projects for the Years 2020 - 2024

Chapter : 2201 Ministry of Agriculture

(In JDs)

Program 4010 Forestry, Pastures and Nurseries Development								
Project		010 Development of pastoral communities in Badia						
Fund Source		102001 Capital (Treasury)						
Group	Item	Description	Actual 2020	Estimated 2021	Re-estimated 2021	Estimated 2022	Indicative 2023	Indicative 2024
22		Use of Goods and Services						
2211		Use of Goods and Services						
	510	Buildings and facilities repair and maintenance						
	008	Buildings and facilities maintenance	0	0	0	50000	0	0
		Total of Item	0	0	0	50000	0	0
	512	Operating and Sustaining Expenditures						
	008	Qualification and training expenses	0	0	0	5000	0	0
		Total of Item	0	0	0	5000	0	0
31		Non-financial Assets						
3111		Buildings and Constructions						
	508	Works and Constructions						
	015	Restoration, qualification and development of Sites	0	0	0	100000	50000	0
		Total of Item	0	0	0	100000	50000	0
3112		Devices, Machinery and Equipment						
	505	Equipment, Machines and Devices						
	007	Agricultural tools and equipment	0	0	0	3000	0	0
		Total of Item	0	0	0	3000	0	0
	506	Vehicles and Equipment						
	003	Pick-up vehicles	0	0	0	21000	0	0
		Total of Item	0	0	0	21000	0	0
		Total of Project / Treasury	0	0	0	179000	50000	0
Project		701 Protecting and developing the forestry resource / Mafraq Governorate						
Fund Source		102001 Capital (Treasury)						
Group	Item	Description	Actual 2020	Estimated 2021	Re-estimated 2021	Estimated 2022	Indicative 2023	Indicative 2024
22		Use of Goods and Services						
2211		Use of Goods and Services						
	510	Buildings and facilities repair and maintenance						
	008	Buildings and facilities maintenance	0	0	0	25000	0	0
		Total of Item	0	0	0	25000	0	0
31		Non-financial Assets						
3111		Buildings and Constructions						
	508	Works and Constructions						
	013	Construction of buildings	0	0	0	30000	0	0
		Total of Item	0	0	0	30000	0	0
3112		Devices, Machinery and Equipment						
	505	Equipment, Machines and Devices						
	007	Agricultural tools and equipment	0	0	0	0	50000	100000
	062	Solar cells systems and equipment	0	0	0	5000	0	0
		Total of Item	0	0	0	5000	50000	100000
		Total of Project / Treasury	0	0	0	60000	50000	100000

Capital Expenditures According to Program and Projects for the Years 2020 - 2024

Chapter : 2201 Ministry of Agriculture

(In JDs)

Program 4010 Forestry, Pastures and Nurseries Development								
Project		702 Rehabilitating forestry stations, nurseries and forest protection in Jerash governorate						
Fund Source		102001 Capital (Treasury)						
Group	Item	Description	Actual 2020	Estimated 2021	Re-estimated 2021	Estimated 2022	Indicative 2023	Indicative 2024
21		Compensations of Employees						
2111		Salaries, Wages and Allowances						
	502	Wages						
	001	Wages	28889	0	0	0	0	0
		Total of Item	28889	0	0	0	0	0
31		Non-financial Assets						
3111		Buildings and Constructions						
	508	Works and Constructions						
	013	Construction of buildings	4807	45000	10000	0	0	0
	015	Restoration, qualification and development of Sites	0	40000	0	0	0	0
	016	Construction of excavations and wells	0	120000	120000	50000	50000	150000
		Total of Item	4807	205000	130000	50000	50000	150000
3112		Devices, Machinery and Equipment						
	505	Equipment, Machines and Devices						
	007	Agricultural tools and equipment	0	30000	0	0	0	0
		Total of Item	0	30000	0	0	0	0
3113		Other Fixed Assets						
	511	Equipping and furnishing						
	006	Furnishing and equipping the buildings and facilities	0	0	0	10000	0	0
		Total of Item	0	0	0	10000	0	0
3122		Inventories						
	503	Materials and supplies						
	002	Medical supplies and consumables	0	51000	51000	60000	60000	150000
	003	Agricultural supplies	189	45000	15000	30000	100000	250000
	021	Fodder, fertilizers and insecticides	2985	19000	19000	0	0	0
		Total of Item	3174	115000	85000	90000	160000	400000
		Total of Project / Treasury	36870	350000	215000	150000	210000	550000

Capital Expenditures According to Program and Projects for the Years 2020 - 2024

Chapter : 2201 Ministry of Agriculture

(In JDs)

Program 4010 Forestry, Pastures and Nurseries Development								
Project		705 Rehabilitating the forestry stations, nurseries and researches in Ajloun governorate						
Fund Source		102001 Capital (Treasury)						
Group	item	Description	Actual 2020	Estimated 2021	Re-estimated 2021	Estimated 2022	Indicative 2023	Indicative 2024
22		Use of Goods and Services						
2211		Use of Goods and Services						
	512	Operating and Sustaining Expenditures						
	008	Qualification and training expenses	0	0	0	0	10000	10000
		Total of Item	0	0	0	0	10000	10000
31		Non-financial Assets						
3112		Devices, Machinery and Equipment						
	505	Equipment, Machines and Devices						
	007	Agricultural tools and equipment	0	3000	3000	0	0	0
		Total of Item	0	3000	3000	0	0	0
3113		Other Fixed Assets						
	511	Equipping and furnishing						
	006	Furnishing and equipping the buildings and facilities	0	7000	7000	0	0	0
		Total of Item	0	7000	7000	0	0	0
3122		Inventories						
	503	Materials and supplies						
	002	Medical supplies and consumables	0	10000	10000	0	15000	15000
	003	Agricultural supplies	2500	60000	60000	0	45000	45000
	021	Fodder, fertilizers and insecticides	0	10000	10000	0	0	0
		Total of Item	2500	80000	80000	0	60000	60000
		Total of Project / Treasury	2500	90000	90000	0	70000	70000
Project		706 Improving the productivity of pastures and livestock in the Capital governorate						
Fund Source		102001 Capital (Treasury)						
Group	item	Description	Actual 2020	Estimated 2021	Re-estimated 2021	Estimated 2022	Indicative 2023	Indicative 2024
31		Non-financial Assets						
3111		Buildings and Constructions						
	508	Works and Constructions						
	013	Construction of buildings	21193	0	0	0	0	0
		Total of Item	21193	0	0	0	0	0
3122		Inventories						
	503	Materials and supplies						
	002	Medical supplies and consumables	0	45000	45000	55000	45000	15000
	003	Agricultural supplies	20446	10000	10000	52000	282000	263000
		Total of Item	20446	55000	55000	107000	327000	278000
		Total of Project / Treasury	41639	55000	55000	107000	327000	278000

Capital Expenditures According to Program and Projects for the Years 2020 - 2024

Chapter : 2201 Ministry of Agriculture

(In JDs)

Program 4010 Forestry, Pastures and Nurseries Development								
Project		707 Rehabilitating the forestry stations in Balq'a governorate						
Fund Source		102001 Capital (Treasury)						
Group	item	Description	Actual 2020	Estimated 2021	Re-estimated 2021	Estimated 2022	Indicative 2023	Indicative 2024
22		Use of Goods and Services						
2211		Use of Goods and Services						
	510	Buildings and facilities repair and maintenance						
	009	Buildings repair and renovation	14939	8500	8500	0	0	0
		Total of Item	14939	8500	8500	0	0	0
31		Non-financial Assets						
3122		Inventories						
	503	Materials and supplies						
	003	Agricultural supplies	9299	0	0	0	0	0
		Total of Item	9299	0	0	0	0	0
		Total of Project / Treasury	24238	8500	8500	0	0	0
Project		710 Rehabilitating the forestry, nurseries and agricultural extension in Ma'an Governorate						
Fund Source		102001 Capital (Treasury)						
Group	item	Description	Actual 2020	Estimated 2021	Re-estimated 2021	Estimated 2022	Indicative 2023	Indicative 2024
22		Use of Goods and Services						
2211		Use of Goods and Services						
	510	Buildings and facilities repair and maintenance						
	011	Irrigation networks maintenance	0	0	0	50000	0	0
		Total of Item	0	0	0	50000	0	0
31		Non-financial Assets						
3111		Buildings and Constructions						
	508	Works and Constructions						
	013	Construction of buildings	0	10000	10000	0	25000	25000
	016	Construction of excavations and wells	0	0	0	0	20000	0
		Total of Item	0	10000	10000	0	45000	25000
3112		Devices, Machinery and Equipment						
	505	Equipment, Machines and Devices						
	007	Agricultural tools and equipment	0	0	0	0	10000	0
	062	Solar cells systems and equipment	0	0	0	2000	0	0
		Total of Item	0	0	0	2000	10000	0
3122		Inventories						
	503	Materials and supplies						
	003	Agricultural supplies	0	15000	15000	0	14000	0
		Total of Item	0	15000	15000	0	14000	0
		Total of Project / Treasury	0	25000	25000	52000	69000	25000

Capital Expenditures According to Program and Projects for the Years 2020 - 2024

Chapter : 2201 Ministry of Agriculture

(In JDs)

Program 4010 Forestry, Pastures and Nurseries Development								
Project		715 Drilling wells and developing pastures in Al-Karak governorate						
Fund Source		102001 Capital (Treasury)						
Group	Item	Description	Actual 2020	Estimated 2021	Re-estimated 2021	Estimated 2022	Indicative 2023	Indicative 2024
22		Use of Goods and Services						
2211		Use of Goods and Services						
	510	Buildings and facilities repair and maintenance						
	008	Buildings and facilities maintenance	0	0	0	10000	0	0
	011	Irrigation networks maintenance	0	10000	0	10000	90000	140000
		Total of Item	0	10000	0	20000	90000	140000
31		Non-financial Assets						
3111		Buildings and Constructions						
	508	Works and Constructions						
	015	Restoration, qualification and development of Sites	15252	0	0	0	0	0
	016	Construction of excavations and wells	0	0	0	80000	175000	200000
		Total of Item	15252	0	0	80000	175000	200000
3112		Devices, Machinery and Equipment						
	505	Equipment, Machines and Devices						
	002	Medical devices and equipment	0	2000	2000	0	0	0
	007	Agricultural tools and equipment	0	0	0	5000	11000	5000
		Total of Item	0	2000	2000	5000	11000	5000
3113		Other Fixed Assets						
	511	Equipping and furnishing						
	006	Furnishing and equipping the buildings and facilities	0	8000	8000	0	0	0
		Total of Item	0	8000	8000	0	0	0
3122		Inventories						
	503	Materials and supplies						
	003	Agricultural supplies	0	5000	5000	5000	0	0
		Total of Item	0	5000	5000	5000	0	0
		Total of Project / Treasury	15252	25000	15000	110000	276000	345000
		Total of Program	894760	1118500	873500	1343000	1757000	2093000

Capital Expenditures According to Program and Projects for the Years 2020 - 2024

Chapter : 2201 Ministry of Agriculture

(In JDs)

Program 4015 Plant Production and Protection								
Project 013 Development of pesticides residues laboratories								
Fund Source 102001 Capital (Treasury)								
Group	item	Description	Actual 2020	Estimated 2021	Re-estimated 2021	Estimated 2022	Indicative 2023	Indicative 2024
31		Non-financial Assets						
3112		Devices, Machinery and Equipment						
	505	Equipment, Machines and Devices						
	009	Laboratories and Measurement Devices	0	0	0	68000	0	0
		Total of Item	0	0	0	68000	0	0
		Total of Project / Treasury	0	0	0	68000	0	0
Project 014 Establishing pesticides residues analysis laboratory/ Jordan Valley								
Fund Source 102001 Capital (Treasury)								
Group	item	Description	Actual 2020	Estimated 2021	Re-estimated 2021	Estimated 2022	Indicative 2023	Indicative 2024
31		Non-financial Assets						
3111		Buildings and Constructions						
	508	Works and Constructions						
	013	Construction of buildings	443383	340000	340000	60000	0	0
		Total of Item	443383	340000	340000	60000	0	0
3122		Inventories						
	503	Materials and supplies						
	006	Laboratories supplies and materials	0	0	0	15000	0	0
		Total of Item	0	0	0	15000	0	0
		Total of Project / Treasury	443383	340000	340000	75000	0	0

Capital Expenditures According to Program and Projects for the Years 2020 - 2024

Chapter : 2201 Ministry of Agriculture

(In JDs)

Program 4015 Plant Production and Protection								
Project		017 Supporting plants wealth						
Fund Source		102001 Capital (Treasury)						
Group	Item	Description	Actual 2020	Estimated 2021	Re-estimated 2021	Estimated 2022	Indicative 2023	Indicative 2024
21		Compensations of Employees						
2111		Salaries, Wages and Allowances						
	502	Wages						
	001	Wages	248083	120000	120000	130000	160000	160000
		Total of Item	248083	120000	120000	130000	160000	160000
22		Use of Goods and Services						
2211		Use of Goods and Services						
	510	Buildings and facilities repair and maintenance						
	008	Buildings and facilities maintenance	4789	10000	10000	30000	20000	20000
	011	Irrigation networks maintenance	0	10000	10000	20000	40000	40000
		Total of Item	4789	20000	20000	50000	60000	60000
	512	Operating and Sustaining Expenditures						
	006	Devices, tools and equipment maintenance	9491	10000	10000	20000	20000	20000
	009	Fees	0	4000	4000	10000	15000	15000
	035	Technical and administrative support	100000	0	0	0	0	0
	118	Repayment of due claims	219120	0	0	0	0	0
		Total of Item	328611	14000	14000	30000	35000	35000
31		Non-financial Assets						
3112		Devices, Machinery and Equipment						
	505	Equipment, Machines and Devices						
	007	Agricultural tools and equipment	0	4000	4000	60000	50000	50000
	009	Laboratories and Measurement Devices	0	0	0	30000	100000	100000
		Total of Item	0	4000	4000	90000	150000	150000
3122		Inventories						
	503	Materials and supplies						
	003	Agricultural supplies	44775	60000	35000	100000	100000	100000
	006	Laboratories supplies and materials	62956	60000	35000	80000	100000	100000
	021	Fodder, fertilizers and insecticides	36682	55000	55000	100000	100000	100000
		Total of Item	144413	175000	125000	280000	300000	300000
		Total of Project / Treasury	725896	333000	283000	580000	705000	705000

Capital Expenditures According to Program and Projects for the Years 2020 - 2024

Chapter : 2201 Ministry of Agriculture

(In JDs)

Program 4015 Plant Production and Protection								
Project		707 Combating the plant worm (Syringopais Tempertella) Karak - Al Qaser - Al-Mazar in Karak governorate						
Fund Source		102001 Capital (Treasury)						
Group	item	Description	Actual 2020	Estimated 2021	Re-estimated 2021	Estimated 2022	Indicative 2023	Indicative 2024
22		Use of Goods and Services						
2211		Use of Goods and Services						
	512	Operating and Sustaining Expenditures						
	013	Services contracts	359	0	0	0	0	0
		Total of Item	359	0	0	0	0	0
31		Non-financial Assets						
3112		Devices, Machinery and Equipment						
	506	Vehicles and Equipment						
	003	Pick-up vehicles	0	0	0	30000	35000	50000
		Total of Item	0	0	0	30000	35000	50000
3122		Inventories						
	503	Materials and supplies						
	002	Medical supplies and consumables	0	0	0	20000	65000	80000
	003	Agricultural supplies	30521	20000	20000	0	0	0
	021	Fodder, fertilizers and insecticides	0	0	0	0	25000	50000
		Total of Item	30521	20000	20000	20000	90000	130000
		Total of Project / Treasury	30880	20000	20000	50000	125000	180000
Project		708 Digging artesian wells in Ma'an governorate						
Fund Source		102001 Capital (Treasury)						
Group	item	Description	Actual 2020	Estimated 2021	Re-estimated 2021	Estimated 2022	Indicative 2023	Indicative 2024
31		Non-financial Assets						
3111		Buildings and Constructions						
	508	Works and Constructions						
	016	Construction of excavations and wells	0	0	0	0	100000	200000
		Total of Item	0	0	0	0	100000	200000
		Total of Project / Treasury	0	0	0	0	100000	200000
Project		709 Rehabilitating the orchards in Ma'an governorate						
Fund Source		102001 Capital (Treasury)						
Group	item	Description	Actual 2020	Estimated 2021	Re-estimated 2021	Estimated 2022	Indicative 2023	Indicative 2024
22		Use of Goods and Services						
2211		Use of Goods and Services						
	510	Buildings and facilities repair and maintenance						
	010	Wells maintenance	0	0	0	0	5000	5000
		Total of Item	0	0	0	0	5000	5000
31		Non-financial Assets						
3111		Buildings and Constructions						
	508	Works and Constructions						
	013	Construction of buildings	0	0	0	0	5000	5000
		Total of Item	0	0	0	0	5000	5000
3112		Devices, Machinery and Equipment						
	505	Equipment, Machines and Devices						
	007	Agricultural tools and equipment	0	0	0	5000	0	0
	062	Solar cells systems and equipment	0	20000	20000	20000	0	0
		Total of Item	0	20000	20000	25000	0	0
		Total of Project / Treasury	0	20000	20000	25000	10000	10000

Capital Expenditures According to Program and Projects for the Years 2020 - 2024

Chapter : 2201 Ministry of Agriculture

(In JDs)

Program 4015 Plant Production and Protection								
Project		711 Maintenance of agricultural stations / Tafileh governorate						
Fund Source		102001 Capital (Treasury)						
Group	item	Description	Actual 2020	Estimated 2021	Re-estimated 2021	Estimated 2022	Indicative 2023	Indicative 2024
31		Non-financial Assets						
3111		Buildings and Constructions						
	508	Works and Constructions						
	013	Construction of buildings	6190	0	0	0	0	0
		Total of Item	6190	0	0	0	0	0
		Total of Project / Treasury	6190	0	0	0	0	0
Project		715 Plant wealth program (fighting termites pest and olive fruit fly, training and qualification program) Mafraq Governorate						
Fund Source		102001 Capital (Treasury)						
Group	item	Description	Actual 2020	Estimated 2021	Re-estimated 2021	Estimated 2022	Indicative 2023	Indicative 2024
31		Non-financial Assets						
3112		Devices, Machinery and Equipment						
	506	Vehicles and Equipment						
	008	Tractors	0	0	0	20000	0	0
		Total of Item	0	0	0	20000	0	0
3122		Inventories						
	503	Materials and supplies						
	003	Agricultural supplies	0	0	0	60000	50000	100000
		Total of Item	0	0	0	60000	50000	100000
		Total of Project / Treasury	0	0	0	80000	50000	100000
Project		716 Phytosanitary Laboratory / Mafraq Governorate						
Fund Source		102001 Capital (Treasury)						
Group	item	Description	Actual 2020	Estimated 2021	Re-estimated 2021	Estimated 2022	Indicative 2023	Indicative 2024
31		Non-financial Assets						
3111		Buildings and Constructions						
	508	Works and Constructions						
	013	Construction of buildings	0	100000	70000	0	0	0
		Total of Item	0	100000	70000	0	0	0
		Total of Project / Treasury	0	100000	70000	0	0	0
Project		717 Combat disease and olive fruit-fly in Karak governorate						
Fund Source		102001 Capital (Treasury)						
Group	item	Description	Actual 2020	Estimated 2021	Re-estimated 2021	Estimated 2022	Indicative 2023	Indicative 2024
31		Non-financial Assets						
3122		Inventories						
	503	Materials and supplies						
	003	Agricultural supplies	0	35000	30000	0	0	0
	021	Fodder, fertilizers and insecticides	0	0	0	45000	109000	173000
		Total of Item	0	35000	30000	45000	109000	173000
		Total of Project / Treasury	0	35000	30000	45000	109000	173000
Total of Program			1206349	848000	763000	923000	1099000	1368000

Capital Expenditures According to Program and Projects for the Years 2020 - 2024

Chapter : 2201 Ministry of Agriculture

(In JDs)

Program		4020 Land Reclamation and Development						
Project		024 Water harvest						
Fund Source		102001 Capital (Treasury)						
Group	item	Description	Actual 2020	Estimated 2021	Re-estimated 2021	Estimated 2022	Indicative 2023	Indicative 2024
22		Use of Goods and Services						
2211		Use of Goods and Services						
	510	Buildings and facilities repair and maintenance						
	004	Dams maintenance	0	0	0	250000	0	0
		Total of Item	0	0	0	250000	0	0
	512	Operating and Sustaining Expenditures						
	008	Qualification and training expenses	0	0	0	12000	0	0
		Total of Item	0	0	0	12000	0	0
28		Other Expenditures						
2822		Other Capital Expenditures						
	504	Studies, Research and Consultations						
	014	Studies, researches and design	0	0	0	28000	0	0
		Total of Item	0	0	0	28000	0	0
31		Non-financial Assets						
3111		Buildings and Constructions						
	508	Works and Constructions						
	004	Construction of dams	0	35000	35000	360000	0	0
	016	Construction of excavations and wells	0	35000	35000	850000	0	0
		Total of Item	0	70000	70000	1210000	0	0
		Total of Project / Treasury	0	70000	70000	1500000	0	0

Capital Expenditures According to Program and Projects for the Years 2020 - 2024

Chapter : 2201 Ministry of Agriculture

(In JDs)

Program 4020 Land Reclamation and Development								
Project		025 Investment in small societies and lifting poor rural families out of poverty						
Fund Source		103008 International Fund of Agriculture Development Loan						
Group	Item	Description	Actual 2020	Estimated 2021	Re-estimated 2021	Estimated 2022	Indicative 2023	Indicative 2024
21		Compensations of Employees						
2111		Salaries, Wages and Allowances						
	501	Salaries						
	001	Salaries	91965	125000	125000	200000	200000	200000
		Total of Item	91965	125000	125000	200000	200000	200000
22		Use of Goods and Services						
2211		Use of Goods and Services						
	510	Buildings and facilities repair and maintenance						
	008	Buildings and facilities maintenance	193187	61000	61000	70000	70000	70000
		Total of Item	193187	61000	61000	70000	70000	70000
	512	Operating and Sustaining Expenditures						
	008	Qualification and training expenses	4668	0	0	0	0	0
	035	Technical and administrative support	10103	0	0	0	0	0
		Total of Item	14771	0	0	0	0	0
28		Other Expenditures						
2822		Other Capital Expenditures						
	504	Studies, Research and Consultations						
	014	Studies, researches and design	1988	25000	25000	70000	70000	70000
		Total of Item	1988	25000	25000	70000	70000	70000
31		Non-financial Assets						
3111		Buildings and Constructions						
	508	Works and Constructions						
	016	Construction of excavations and wells	0	0	0	60000	60000	60000
		Total of Item	0	0	0	60000	60000	60000
3112		Devices, Machinery and Equipment						
	505	Equipment, Machines and Devices						
	001	Computers and accessories	0	7000	7000	25000	25000	25000
	003	Office supplies and equipment	0	5000	5000	10000	10000	10000
	007	Agricultural tools and equipment	0	70000	70000	100000	100000	100000
	009	Laboratories and Measurement Devices	5257	12000	12000	100000	100000	100000
	023	Electrical devices and equipment	0	0	0	50000	50000	50000
		Total of Item	5257	94000	94000	285000	285000	285000
	506	Vehicles and Equipment						
	003	Pick-up vehicles	0	120000	120000	0	0	0
		Total of Item	0	120000	120000	0	0	0
3113		Other Fixed Assets						
	511	Equipping and furnishing						
	006	Furnishing and equipping the buildings and facilities	0	12000	12000	15000	15000	15000
		Total of Item	0	12000	12000	15000	15000	15000
3122		Inventories						
	503	Materials and supplies						
	003	Agricultural supplies	219827	200000	200000	100000	100000	100000
		Total of Item	219827	200000	200000	100000	100000	100000
		Total of Project / Treasury						
		Total of Project / Loans	526995	637000	637000	800000	800000	800000
		Total of Project	526995	637000	637000	800000	800000	800000

Capital Expenditures According to Program and Projects for the Years 2020 - 2024

Chapter : 2201 Ministry of Agriculture

(In JDs)

Program 4020 Land Reclamation and Development								
Project		704 Water harvest and improving income of poor families in Jerash governorate						
Fund Source		102001 Capital (Treasury)						
Group	item	Description	Actual 2020	Estimated 2021	Re-estimated 2021	Estimated 2022	Indicative 2023	Indicative 2024
22		Use of Goods and Services						
2211		Use of Goods and Services						
	512	Operating and Sustaining Expenditures						
	118	Repayment of due claims	8192	0	0	0	0	0
		Total of Item	8192	0	0	0	0	0
31		Non-financial Assets						
3111		Buildings and Constructions						
	508	Works and Constructions						
	010	Construction of irrigation networks	0	80000	50000	40000	0	0
	016	Construction of excavations and wells	76947	0	0	0	0	0
		Total of Item	76947	80000	50000	40000	0	0
3112		Devices, Machinery and Equipment						
	505	Equipment, Machines and Devices						
	007	Agricultural tools and equipment	0	20000	20000	0	0	0
		Total of Item	0	20000	20000	0	0	0
3122		Inventories						
	503	Materials and supplies						
	003	Agricultural supplies	5461	50000	50000	10000	0	0
		Total of Item	5461	50000	50000	10000	0	0
		Total of Project / Treasury	90600	150000	120000	50000	0	0
Project		705 Reclamation of the lands in Ajloun governorate						
Fund Source		102001 Capital (Treasury)						
Group	item	Description	Actual 2020	Estimated 2021	Re-estimated 2021	Estimated 2022	Indicative 2023	Indicative 2024
31		Non-financial Assets						
3111		Buildings and Constructions						
	508	Works and Constructions						
	010	Construction of irrigation networks	0	0	0	0	150000	150000
	016	Construction of excavations and wells	0	100000	95000	100000	250000	250000
		Total of Item	0	100000	95000	100000	400000	400000
3122		Inventories						
	503	Materials and supplies						
	003	Agricultural supplies	0	0	0	0	25000	25000
		Total of Item	0	0	0	0	25000	25000
		Total of Project / Treasury	0	100000	95000	100000	425000	425000

Capital Expenditures According to Program and Projects for the Years 2020 - 2024

Chapter : 2201 Ministry of Agriculture

(In JDs)

Program 4020 Land Reclamation and Development								
Project		706 Reclamation of agricultural lands in Balqa' Governorate						
Fund Source		102001 Capital (Treasury)						
Group	item	Description	Actual 2020	Estimated 2021	Re-estimated 2021	Estimated 2022	Indicative 2023	Indicative 2024
22		Use of Goods and Services						
2211		Use of Goods and Services						
	510	Buildings and facilities repair and maintenance						
	008	Buildings and facilities maintenance	0	0	0	0	15000	15000
		Total of Item	0	0	0	0	15000	15000
31		Non-financial Assets						
3111		Buildings and Constructions						
	508	Works and Constructions						
	016	Construction of excavations and wells	0	41500	41500	100000	100000	125000
		Total of Item	0	41500	41500	100000	100000	125000
3122		Inventories						
	503	Materials and supplies						
	003	Agricultural supplies	0	15000	15000	15000	0	0
		Total of Item	0	15000	15000	15000	0	0
		Total of Project / Treasury	0	56500	56500	115000	115000	140000
Project		707 Reclamation of the agricultural lands in Zarqa governorate						
Fund Source		102001 Capital (Treasury)						
Group	item	Description	Actual 2020	Estimated 2021	Re-estimated 2021	Estimated 2022	Indicative 2023	Indicative 2024
31		Non-financial Assets						
3111		Buildings and Constructions						
	508	Works and Constructions						
	016	Construction of excavations and wells	0	70000	70000	70000	0	0
		Total of Item	0	70000	70000	70000	0	0
3112		Devices, Machinery and Equipment						
	505	Equipment, Machines and Devices						
	007	Agricultural tools and equipment	3573	0	0	0	0	0
		Total of Item	3573	0	0	0	0	0
	506	Vehicles and Equipment						
	021	Fireproof vehicles	0	0	0	200000	0	0
		Total of Item	0	0	0	200000	0	0
3122		Inventories						
	503	Materials and supplies						
	003	Agricultural supplies	0	0	0	4000	0	0
		Total of Item	0	0	0	4000	0	0
		Total of Project / Treasury	3573	70000	70000	274000	0	0
Project		709 Water harvest project (collection of gardens water) in Karak governorate						
Fund Source		102001 Capital (Treasury)						
Group	item	Description	Actual 2020	Estimated 2021	Re-estimated 2021	Estimated 2022	Indicative 2023	Indicative 2024
31		Non-financial Assets						
3111		Buildings and Constructions						
	508	Works and Constructions						
	016	Construction of excavations and wells	0	0	0	15000	0	0
		Total of Item	0	0	0	15000	0	0
		Total of Project / Treasury	0	0	0	15000	0	0

Capital Expenditures According to Program and Projects for the Years 2020 - 2024

Chapter : 2201 Ministry of Agriculture

(In JDs)

Program 4020 Land Reclamation and Development								
Project		710 Developmental projects for farmers in Ma'an governorate						
Fund Source		102001 Capital (Treasury)						
Group	item	Description	Actual 2020	Estimated 2021	Re-estimated 2021	Estimated 2022	Indicative 2023	Indicative 2024
22		Use of Goods and Services						
2211		Use of Goods and Services						
	510	Buildings and facilities repair and maintenance						
	008	Buildings and facilities maintenance	0	3500	3500	0	0	0
		Total of Item	0	3500	3500	0	0	0
	512	Operating and Sustaining Expenditures						
	008	Qualification and training expenses	0	0	0	0	10000	0
		Total of Item	0	0	0	0	10000	0
31		Non-financial Assets						
3111		Buildings and Constructions						
	508	Works and Constructions						
	003	Construction of agricultural roads	0	23000	23000	0	0	0
	011	Construction of greenhouses	0	0	0	10000	25000	25000
		Total of Item	0	23000	23000	10000	25000	25000
3122		Inventories						
	503	Materials and supplies						
	003	Agricultural supplies	0	20000	20000	10000	50000	50000
	021	Fodder, fertilizers and insecticides	0	44500	44500	0	40000	0
		Total of Item	0	64500	64500	10000	90000	50000
		Total of Project / Treasury	0	91000	91000	20000	125000	75000
Project		711 Supporting poor families in Ma'an Governorate						
Fund Source		102001 Capital (Treasury)						
Group	item	Description	Actual 2020	Estimated 2021	Re-estimated 2021	Estimated 2022	Indicative 2023	Indicative 2024
31		Non-financial Assets						
3122		Inventories						
	503	Materials and supplies						
	003	Agricultural supplies	0	39000	39000	0	0	0
		Total of Item	0	39000	39000	0	0	0
		Total of Project / Treasury	0	39000	39000	0	0	0
Project		712 Protection of the valleys banks / Tafileh Governorate						
Fund Source		102001 Capital (Treasury)						
Group	item	Description	Actual 2020	Estimated 2021	Re-estimated 2021	Estimated 2022	Indicative 2023	Indicative 2024
31		Non-financial Assets						
3111		Buildings and Constructions						
	508	Works and Constructions						
	025	Protection fence construction	48493	9258	9258	95000	60000	80000
		Total of Item	48493	9258	9258	95000	60000	80000
		Total of Project / Treasury	48493	9258	9258	95000	60000	80000
Project		713 Maintenance of channels and pipes and installation of irrigation pipes / Tafileh Governorate						
Fund Source		102001 Capital (Treasury)						
Group	item	Description	Actual 2020	Estimated 2021	Re-estimated 2021	Estimated 2022	Indicative 2023	Indicative 2024
22		Use of Goods and Services						
2211		Use of Goods and Services						
	510	Buildings and facilities repair and maintenance						
	011	Irrigation networks maintenance	7207	0	0	45000	50000	100000
		Total of Item	7207	0	0	45000	50000	100000
		Total of Project / Treasury	7207	0	0	45000	50000	100000

Capital Expenditures According to Program and Projects for the Years 2020 - 2024

Chapter : 2201 Ministry of Agriculture

(In JDs)

Program 4020 Land Reclamation and Development								
Project		716 Water harvest and improving income of poor families in the Capital governorate						
Fund Source		102001 Capital (Treasury)						
Group	item	Description	Actual 2020	Estimated 2021	Re-estimated 2021	Estimated 2022	Indicative 2023	Indicative 2024
22		Use of Goods and Services						
2211		Use of Goods and Services						
	510	Buildings and facilities repair and maintenance						
	011	Irrigation networks maintenance	67937	50000	5000	50000	50000	50000
		Total of Item	67937	50000	5000	50000	50000	50000
31		Non-financial Assets						
3111		Buildings and Constructions						
	508	Works and Constructions						
	016	Construction of excavations and wells	7200	100000	100000	120000	250000	235000
		Total of Item	7200	100000	100000	120000	250000	235000
3112		Devices, Machinery and Equipment						
	505	Equipment, Machines and Devices						
	007	Agricultural tools and equipment	0	6500	6500	0	0	0
		Total of Item	0	6500	6500	0	0	0
3122		Inventories						
	503	Materials and supplies						
	003	Agricultural supplies	6400	18500	18500	42000	42000	42000
		Total of Item	6400	18500	18500	42000	42000	42000
		Total of Project / Treasury	81537	175000	130000	212000	342000	327000
Project		718 Agricultural projects in Balqa' governorate						
Fund Source		102001 Capital (Treasury)						
Group	item	Description	Actual 2020	Estimated 2021	Re-estimated 2021	Estimated 2022	Indicative 2023	Indicative 2024
31		Non-financial Assets						
3111		Buildings and Constructions						
	508	Works and Constructions						
	013	Construction of buildings	0	100000	100000	0	0	0
		Total of Item	0	100000	100000	0	0	0
3112		Devices, Machinery and Equipment						
	505	Equipment, Machines and Devices						
	009	Laboratories and Measurement Devices	0	0	0	50000	0	0
		Total of Item	0	0	0	50000	0	0
	506	Vehicles and Equipment						
	003	Pick-up vehicles	0	0	0	40000	0	0
		Total of Item	0	0	0	40000	0	0
3122		Inventories						
	503	Materials and supplies						
	002	Medical supplies and consumables	940	40000	40000	100000	100000	125000
	003	Agricultural supplies	26036	37062	37062	50000	34000	33000
	006	Laboratories supplies and materials	0	0	0	24000	0	0
	021	Fodder, fertilizers and insecticides	10943	32938	32938	100000	100000	125000
		Total of Item	37919	110000	110000	274000	234000	283000
		Total of Project / Treasury	37919	210000	210000	364000	234000	283000

Capital Expenditures According to Program and Projects for the Years 2020 - 2024

Chapter : 2201 Ministry of Agriculture

(In JDs)

Program 4020 Land Reclamation and Development								
Project 719 Food security / Zarqa governorate								
Fund Source 102001 Capital (Treasury)								
Group	item	Description	Actual 2020	Estimated 2021	Re-estimated 2021	Estimated 2022	Indicative 2023	Indicative 2024
31		Non-financial Assets						
3122		Inventories						
	503	Materials and supplies						
	003	Agricultural supplies	0	50000	50000	0	0	0
		Total of Item	0	50000	50000	0	0	0
		Total of Project / Treasury	0	50000	50000	0	0	0
Project 720 Agricultural pattern modernization projects in Ma'daba governorate								
Fund Source 102001 Capital (Treasury)								
Group	item	Description	Actual 2020	Estimated 2021	Re-estimated 2021	Estimated 2022	Indicative 2023	Indicative 2024
22		Use of Goods and Services						
2211		Use of Goods and Services						
	510	Buildings and facilities repair and maintenance						
	009	Buildings repair and renovation	0	50000	50000	20000	0	0
		Total of Item	0	50000	50000	20000	0	0
		Total of Project / Treasury	0	50000	50000	20000	0	0
Project 721 Reclamation of agricultural lands in Ma'daba governorate								
Fund Source 102001 Capital (Treasury)								
Group	item	Description	Actual 2020	Estimated 2021	Re-estimated 2021	Estimated 2022	Indicative 2023	Indicative 2024
31		Non-financial Assets						
3111		Buildings and Constructions						
	508	Works and Constructions						
	016	Construction of excavations and wells	0	0	0	35000	0	0
		Total of Item	0	0	0	35000	0	0
		Total of Project / Treasury	0	0	0	35000	0	0
Project 722 Agricultural projects in Ma'daba governorate								
Fund Source 102001 Capital (Treasury)								
Group	item	Description	Actual 2020	Estimated 2021	Re-estimated 2021	Estimated 2022	Indicative 2023	Indicative 2024
22		Use of Goods and Services						
2211		Use of Goods and Services						
	510	Buildings and facilities repair and maintenance						
	011	Irrigation networks maintenance	0	20000	20000	74000	40000	40000
		Total of Item	0	20000	20000	74000	40000	40000
31		Non-financial Assets						
3111		Buildings and Constructions						
	508	Works and Constructions						
	016	Construction of excavations and wells	0	70000	70000	0	0	0
		Total of Item	0	70000	70000	0	0	0
3112		Devices, Machinery and Equipment						
	505	Equipment, Machines and Devices						
	007	Agricultural tools and equipment	0	0	0	50000	20000	20000
		Total of Item	0	0	0	50000	20000	20000
3122		Inventories						
	503	Materials and supplies						
	002	Medical supplies and consumables	0	0	0	50000	0	0
	003	Agricultural supplies	0	0	0	35000	0	0
		Total of Item	0	0	0	85000	0	0
		Total of Project / Treasury	0	90000	90000	209000	60000	60000

Capital Expenditures According to Program and Projects for the Years 2020 - 2024

Chapter : 2201 Ministry of Agriculture

(In JDs)

Program 4020 Land Reclamation and Development								
Project		725 Open agricultural roads in Ma'an governorate						
Fund Source		102001 Capital (Treasury)						
Group	item	Description	Actual 2020	Estimated 2021	Re-estimated 2021	Estimated 2022	Indicative 2023	Indicative 2024
31		Non-financial Assets						
3111		Buildings and Constructions						
	508	Works and Constructions						
	003	Construction of agricultural roads	0	31000	31000	30000	25000	25000
		Total of Item	0	31000	31000	30000	25000	25000
3112		Devices, Machinery and Equipment						
	505	Equipment, Machines and Devices						
	007	Agricultural tools and equipment	0	0	0	0	5000	0
		Total of Item	0	0	0	0	5000	0
3122		Inventories						
	503	Materials and supplies						
	003	Agricultural supplies	0	0	0	0	10000	0
		Total of Item	0	0	0	0	10000	0
		Total of Project / Treasury	0	31000	31000	30000	40000	25000
Project		726 Agricultural development projects in Tafila governorate						
Fund Source		102001 Capital (Treasury)						
Group	item	Description	Actual 2020	Estimated 2021	Re-estimated 2021	Estimated 2022	Indicative 2023	Indicative 2024
31		Non-financial Assets						
3111		Buildings and Constructions						
	508	Works and Constructions						
	013	Construction of buildings	12802	0	0	0	0	0
	016	Construction of excavations and wells	93000	61784	61784	294000	450000	560000
		Total of Item	105802	61784	61784	294000	450000	560000
3112		Devices, Machinery and Equipment						
	505	Equipment, Machines and Devices						
	007	Agricultural tools and equipment	0	20000	0	0	0	0
		Total of Item	0	20000	0	0	0	0
3122		Inventories						
	503	Materials and supplies						
	002	Medical supplies and consumables	15330	1895	1895	25000	150000	150000
	003	Agricultural supplies	1440	7063	7063	62000	230000	240000
		Total of Item	16770	8958	8958	87000	380000	390000
		Total of Project / Treasury	122572	90742	70742	381000	830000	950000

Capital Expenditures According to Program and Projects for the Years 2020 - 2024

Chapter : 2201 Ministry of Agriculture

(In JDs)

Program 4020 Land Reclamation and Development								
Project		728 Reclaiming lands, agricultural development, and water harvesting in Irbid governorate						
Fund Source		102001 Capital (Treasury)						
Group	item	Description	Actual 2020	Estimated 2021	Re-estimated 2021	Estimated 2022	Indicative 2023	Indicative 2024
22		Use of Goods and Services						
2211		Use of Goods and Services						
	510	Buildings and facilities repair and maintenance						
	009	Buildings repair and renovation	0	32000	0	0	0	0
	011	Irrigation networks maintenance	0	0	0	15000	20000	25000
		Total of Item	0	32000	0	15000	20000	25000
	512	Operating and Sustaining Expenditures						
	013	Services contracts	0	0	0	25000	50000	50000
		Total of Item	0	0	0	25000	50000	50000
31		Non-financial Assets						
3111		Buildings and Constructions						
	508	Works and Constructions						
	010	Construction of irrigation networks	0	0	0	35000	40000	50000
	016	Construction of excavations and wells	90880	229300	229300	370000	475000	600000
		Total of Item	90880	229300	229300	405000	515000	650000
3112		Devices, Machinery and Equipment						
	505	Equipment, Machines and Devices						
	002	Medical devices and equipment	0	0	0	5000	0	0
	007	Agricultural tools and equipment	0	0	0	29000	0	0
	062	Solar cells systems and equipment	0	0	0	5000	10000	20000
		Total of Item	0	0	0	39000	10000	20000
	506	Vehicles and Equipment						
	003	Pick-up vehicles	0	0	0	25000	35000	50000
	011	Trucks	0	0	0	20000	0	0
		Total of Item	0	0	0	45000	35000	50000
3122		Inventories						
	503	Materials and supplies						
	003	Agricultural supplies	0	15000	10000	30000	70000	95000
	021	Fodder, fertilizers and insecticides	0	6000	6000	10000	20000	40000
		Total of Item	0	21000	16000	40000	90000	135000
		Total of Project / Treasury	90880	282300	245300	569000	720000	930000
Project		729 Agricultural projects in the Southern Jordan Valley District / Karak Governorate						
Fund Source		102001 Capital (Treasury)						
Group	item	Description	Actual 2020	Estimated 2021	Re-estimated 2021	Estimated 2022	Indicative 2023	Indicative 2024
31		Non-financial Assets						
3112		Devices, Machinery and Equipment						
	505	Equipment, Machines and Devices						
	062	Solar cells systems and equipment	13500	0	0	0	0	0
		Total of Item	13500	0	0	0	0	0
	506	Vehicles and Equipment						
	008	Tractors	16497	0	0	0	0	0
		Total of Item	16497	0	0	0	0	0
		Total of Project / Treasury	29997	0	0	0	0	0

Capital Expenditures According to Program and Projects for the Years 2020 - 2024

Chapter : 2201 Ministry of Agriculture

(In JDs)

Program 4020 Land Reclamation and Development								
Project		730 Income-generating projects for poor families, sheep and goats / Mafraq Governorate						
Fund Source		102001 Capital (Treasury)						
Group	item	Description	Actual 2020	Estimated 2021	Re-estimated 2021	Estimated 2022	Indicative 2023	Indicative 2024
31		Non-financial Assets						
3111		Buildings and Constructions						
	508	Works and Constructions						
	011	Construction of greenhouses	0	0	0	20000	0	0
		Total of Item	0	0	0	20000	0	0
3112		Devices, Machinery and Equipment						
	505	Equipment, Machines and Devices						
	007	Agricultural tools and equipment	0	0	0	34000	0	0
		Total of Item	0	0	0	34000	0	0
3122		Inventories						
	503	Materials and supplies						
	003	Agricultural supplies	0	0	0	6000	50000	100000
		Total of Item	0	0	0	6000	50000	100000
		Total of Project / Treasury	0	0	0	60000	50000	100000
Project		731 Reclamation of agricultural land (water harvest, farming, conservation) / Western Badia District / Mafraq Governorate						
Fund Source		102001 Capital (Treasury)						
Group	item	Description	Actual 2020	Estimated 2021	Re-estimated 2021	Estimated 2022	Indicative 2023	Indicative 2024
31		Non-financial Assets						
3111		Buildings and Constructions						
	508	Works and Constructions						
	016	Construction of excavations and wells	0	0	0	70000	100000	150000
		Total of Item	0	0	0	70000	100000	150000
		Total of Project / Treasury	0	0	0	70000	100000	150000
Project		739 Agricultural projects to improve the income level of families in Karak Governorate						
Fund Source		102001 Capital (Treasury)						
Group	item	Description	Actual 2020	Estimated 2021	Re-estimated 2021	Estimated 2022	Indicative 2023	Indicative 2024
22		Use of Goods and Services						
2211		Use of Goods and Services						
	512	Operating and Sustaining Expenditures						
	008	Qualification and training expenses	0	0	0	0	55000	68000
		Total of Item	0	0	0	0	55000	68000
31		Non-financial Assets						
3122		Inventories						
	503	Materials and supplies						
	003	Agricultural supplies	0	0	0	0	20000	25000
	021	Fodder, fertilizers and insecticides	0	0	0	0	25000	50000
		Total of Item	0	0	0	0	45000	75000
		Total of Project / Treasury	0	0	0	0	100000	143000
		Total of Program	1039773	2201800	2064800	4964000	4051000	4588000

Capital Expenditures According to Program and Projects for the Years 2020 - 2024

Chapter : 2201 Ministry of Agriculture

(In JDs)

Program 4025 The National Center for Agricultural Research and Extension								
Project		003 Agricultural Research						
Fund Source		102001 Capital (Treasury)						
Group	Item	Description	Actual 2020	Estimated 2021	Re-estimated 2021	Estimated 2022	Indicative 2023	Indicative 2024
21		Compensations of Employees						
2111		Salaries, Wages and Allowances						
	501	Salaries						
	001	Salaries	257616	100000	50000	50000	50000	50000
		Total of Item	257616	100000	50000	50000	50000	50000
	502	Wages						
	001	Wages	269367	272000	272000	375000	390000	400000
		Total of Item	269367	272000	272000	375000	390000	400000
22		Use of Goods and Services						
2211		Use of Goods and Services						
	510	Buildings and facilities repair and maintenance						
	008	Buildings and facilities maintenance	9776	10000	10000	10000	15000	15000
		Total of Item	9776	10000	10000	10000	15000	15000
	512	Operating and Sustaining Expenditures						
	006	Devices, tools and equipment maintenance	0	0	0	20000	20000	20000
	008	Qualification and training expenses	461	0	0	0	0	0
	009	Fees	10239	15000	15000	15000	15000	15000
	011	Capacity building expenses	3497	0	0	0	0	0
	012	Subscriptions, insurances	17135	0	0	0	0	0
	013	Services contracts	37339	40000	40000	55000	50000	50000
	032	Conferences, celebrations and workshops	0	0	0	10000	10000	10000
	035	Technical and administrative support	249987	0	0	0	0	0
	036	Computerization and automation operations expenses	5940	5000	5000	5000	5000	5000
	118	Repayment of due claims	44958	0	0	40000	50000	50000
		Total of Item	369556	60000	60000	145000	150000	150000
28		Other Expenditures						
2822		Other Capital Expenditures						
	504	Studies, Research and Consultations						
	004	Agricultural studies	38166	60000	60000	100000	100000	100000
		Total of Item	38166	60000	60000	100000	100000	100000

Capital Expenditures According to Program and Projects for the Years 2020 - 2024

Chapter : 2201 Ministry of Agriculture

(In JDs)

Program 4025 The National Center for Agricultural Research and Extension								
Project		003 Agricultural Research						
Fund Source		102001 Capital (Treasury)						
Group	item	Description	Actual 2020	Estimated 2021	Re-estimated 2021	Estimated 2022	Indicative 2023	Indicative 2024
31		Non-financial Assets						
3111		Buildings and Constructions						
	508	Works and Constructions						
	010	Construction of irrigation networks	0	0	0	20000	20000	20000
	016	Construction of excavations and wells	0	0	0	20000	15000	15000
		Total of Item	0	0	0	40000	35000	35000
3112		Devices, Machinery and Equipment						
	505	Equipment, Machines and Devices						
	001	Computers and accessories	4999	5000	5000	5000	5000	5000
	003	Office supplies and equipment	9999	10000	10000	5000	10000	10000
	007	Agricultural tools and equipment	10574	10000	10000	15000	15000	15000
	023	Electrical devices and equipment	4618	5000	5000	5000	5000	5000
	043	Electric elevator	0	0	0	25000	0	0
	062	Solar cells systems and equipment	0	0	0	45000	45000	45000
		Total of Item	30190	30000	30000	100000	80000	80000
3122		Inventories						
	503	Materials and supplies						
	003	Agricultural supplies	13880	25000	25000	25000	25000	25000
	006	Laboratories supplies and materials	0	0	0	5000	5000	5000
	019	Spare parts supplies	6909	10000	10000	10000	10000	10000
	021	Fodder, fertilizers and insecticides	14999	15000	15000	30000	30000	30000
		Total of Item	35788	50000	50000	70000	70000	70000
		Total of Project / Treasury	1010459	582000	532000	890000	890000	900000
Project		018 Establishing a building for the regional center in Deir Alla						
Fund Source		102001 Capital (Treasury)						
Group	item	Description	Actual 2020	Estimated 2021	Re-estimated 2021	Estimated 2022	Indicative 2023	Indicative 2024
22		Use of Goods and Services						
2211		Use of Goods and Services						
	510	Buildings and facilities repair and maintenance						
	008	Buildings and facilities maintenance	911	25000	25000	0	0	0
		Total of Item	911	25000	25000	0	0	0
31		Non-financial Assets						
3113		Other Fixed Assets						
	511	Equipping and furnishing						
	006	Furnishing and equipping the buildings and facilities	0	25000	25000	0	0	0
		Total of Item	0	25000	25000	0	0	0
		Total of Project / Treasury	911	50000	50000	0	0	0

Capital Expenditures According to Program and Projects for the Years 2020 - 2024

Chapter : 2201 Ministry of Agriculture

(In JDs)

Program 4025 The National Center for Agricultural Research and Extension								
Project		022 Increasing planting of irrigated wheat and barley seeds						
Fund Source		102001 Capital (Treasury)						
Group	item	Description	Actual 2020	Estimated 2021	Re-estimated 2021	Estimated 2022	Indicative 2023	Indicative 2024
21		Compensations of Employees						
2111		Salaries, Wages and Allowances						
	502	Wages						
	001	Wages	310	15000	15000	15000	15000	15000
		Total of Item	310	15000	15000	15000	15000	15000
22		Use of Goods and Services						
2211		Use of Goods and Services						
	512	Operating and Sustaining Expenditures						
	006	Devices, tools and equipment maintenance	438	15000	15000	15000	15000	15000
	035	Technical and administrative support	22793	0	0	0	0	0
		Total of Item	23231	15000	15000	15000	15000	15000
28		Other Expenditures						
2822		Other Capital Expenditures						
	504	Studies, Research and Consultations						
	004	Agricultural studies	1400	15000	15000	15000	15000	15000
		Total of Item	1400	15000	15000	15000	15000	15000
31		Non-financial Assets						
3112		Devices, Machinery and Equipment						
	505	Equipment, Machines and Devices						
	007	Agricultural tools and equipment	121756	145000	95000	195000	195000	195000
		Total of Item	121756	145000	95000	195000	195000	195000
3122		Inventories						
	503	Materials and supplies						
	003	Agricultural supplies	7981	15000	15000	15000	15000	15000
	021	Fodder, fertilizers and insecticides	42424	45000	45000	45000	45000	45000
		Total of Item	50405	60000	60000	60000	60000	60000
		Total of Project / Treasury	197102	250000	200000	300000	300000	300000
Project		701 Improving camel management for milk production / Mafrq Governorate						
Fund Source		102001 Capital (Treasury)						
Group	item	Description	Actual 2020	Estimated 2021	Re-estimated 2021	Estimated 2022	Indicative 2023	Indicative 2024
31		Non-financial Assets						
3111		Buildings and Constructions						
	508	Works and Constructions						
	013	Construction of buildings	5000	0	0	0	0	0
		Total of Item	5000	0	0	0	0	0
3122		Inventories						
	503	Materials and supplies						
	003	Agricultural supplies	18820	20000	20000	0	0	0
	021	Fodder, fertilizers and insecticides	2968	0	0	0	0	0
		Total of Item	21788	20000	20000	0	0	0
		Total of Project / Treasury	26788	20000	20000	0	0	0

Capital Expenditures According to Program and Projects for the Years 2020 - 2024

Chapter : 2201 Ministry of Agriculture

(In JDs)

Program 4025 The National Center for Agricultural Research and Extension								
Project 702 Cultivating the fodder by using non-traditional water / Mafraq governorate								
Fund Source 102001 Capital (Treasury)								
Group	item	Description	Actual 2020	Estimated 2021	Re-estimated 2021	Estimated 2022	Indicative 2023	Indicative 2024
22		Use of Goods and Services						
2211		Use of Goods and Services						
	512	Operating and Sustaining Expenditures						
	008	Qualification and training expenses	5000	0	0	0	0	0
		Total of Item	5000	0	0	0	0	0
31		Non-financial Assets						
3112		Devices, Machinery and Equipment						
	505	Equipment, Machines and Devices						
	007	Agricultural tools and equipment	24894	0	0	0	0	0
		Total of Item	24894	0	0	0	0	0
		Total of Project / Treasury	29894	0	0	0	0	0
Project 703 Al-Khnassri station project in Al-Mafraq governorate								
Fund Source 102001 Capital (Treasury)								
Group	item	Description	Actual 2020	Estimated 2021	Re-estimated 2021	Estimated 2022	Indicative 2023	Indicative 2024
28		Other Expenditures						
2822		Other Capital Expenditures						
	504	Studies, Research and Consultations						
	014	Studies, researches and design	0	0	0	20000	0	0
		Total of Item	0	0	0	20000	0	0
31		Non-financial Assets						
3111		Buildings and Constructions						
	508	Works and Constructions						
	013	Construction of buildings	0	30000	30000	200000	900000	1360000
		Total of Item	0	30000	30000	200000	900000	1360000
		Total of Project / Treasury	0	30000	30000	220000	900000	1360000
Project 705 Agricultural researches projects in Aqaba governorate								
Fund Source 102001 Capital (Treasury)								
Group	item	Description	Actual 2020	Estimated 2021	Re-estimated 2021	Estimated 2022	Indicative 2023	Indicative 2024
31		Non-financial Assets						
3111		Buildings and Constructions						
	508	Works and Constructions						
	013	Construction of buildings	8284	50000	50000	100000	150000	0
		Total of Item	8284	50000	50000	100000	150000	0
3122		Inventories						
	503	Materials and supplies						
	003	Agricultural supplies	0	75000	75000	0	0	0
	006	Laboratories supplies and materials	0	0	0	15000	10000	0
		Total of Item	0	75000	75000	15000	10000	0
		Total of Project / Treasury	8284	125000	125000	115000	160000	0

Capital Expenditures According to Program and Projects for the Years 2020 - 2024

Chapter : 2201 Ministry of Agriculture

(In JDs)

Program 4025 The National Center for Agricultural Research and Extension								
Project 707 Building a center in Al-Khalidya station / Mafraq governorate								
Fund Source 102001 Capital (Treasury)								
Group	item	Description	Actual 2020	Estimated 2021	Re-estimated 2021	Estimated 2022	Indicative 2023	Indicative 2024
28		Other Expenditures						
2822		Other Capital Expenditures						
	504	Studies, Research and Consultations						
	014	Studies, researches and design	0	30000	30000	0	0	0
		Total of Item	0	30000	30000	0	0	0
		Total of Project / Treasury	0	30000	30000	0	0	0
Project 708 Preserving an equine species / Mafraq Governorate								
Fund Source 102001 Capital (Treasury)								
Group	item	Description	Actual 2020	Estimated 2021	Re-estimated 2021	Estimated 2022	Indicative 2023	Indicative 2024
31		Non-financial Assets						
3122		Inventories						
	503	Materials and supplies						
	003	Agricultural supplies	0	20000	20000	0	0	0
		Total of Item	0	20000	20000	0	0	0
		Total of Project / Treasury	0	20000	20000	0	0	0
Total of Program			1273438	1107000	1007000	1525000	2250000	2560000
Total of Chapter / Treasury			13323723	10153000	8428000	15938000	16676000	16882000
Total of Chapter / Loans			526995	637000	637000	800000	800000	800000
Total of Chapter			13850718	10790000	9065000	16738000	17476000	17682000