

Chapter : 1602 Ministry of Industry, Trade and Supply / Companies Control Department

Creation: The Companies Control Department was established under the provisions of Companies Law No. (22) for the year 1997 and amendments thereto. It was one of the directorates affiliated to the Ministry of Industry, Trade and Supply.

Vision : To become one of the most efficient companies monitoring departments on the regional and international level to provide safe investment environment.

Mission: Managing Audit and Control efficiently and effectively to document and control basic systems in accordance with approved financial and legal regulations.

Legal Framework : Companies Law No. (22) for the year 1997, and amendments thereto

Tasks of the Ministry / Department:

- Registration of the various types of companies in the Hashemite Kingdom of Jordan
- Legal, financial and administrative control on the existing companies to protect and take care of all registered companies in the Kingdom.
- Perform the supportive and guidance role for stumbling companies and conduct legal and financial studies related to investment and rectify the statuses of violating companies.
- Apply corporate good governance standards as per criteria used in transparency, shareholders rights and action mechanisms of boards of directors.
- Secure appropriate investment environment which attracts the national and foreign capital through updating the laws and legislation related to companies.
- Liquidation of companies and follow up its procedures and ensure that the responsible for liquidation adheres to related regulations and laws to duly settle the rights of eligible people.

Ministry/Department Contribution to the Achievement of the National Objectives:

- Stimulate the investment climate and develop the national economy.
- Improve the services provided to citizens.

Major Issues and Challenges which face the Ministry / Department:

- Lack of the necessary resources to cover some policies and activities of the Department
- Inability to attract qualified cadres due to low salaries especially in light of the increasing burdens upon the Department and amending Companies Law to help diversify investment
- The difficulty of following up some registered companies for the lack of a clear and known address especially companies registered in the previous decades which haven't updated their data and this reflects negatively on the Department's control role on such companies.
- Weak awareness of registration applicants of registration procedures and legal entitlements despite the informational bulletins and clarifications on the Department's web site.

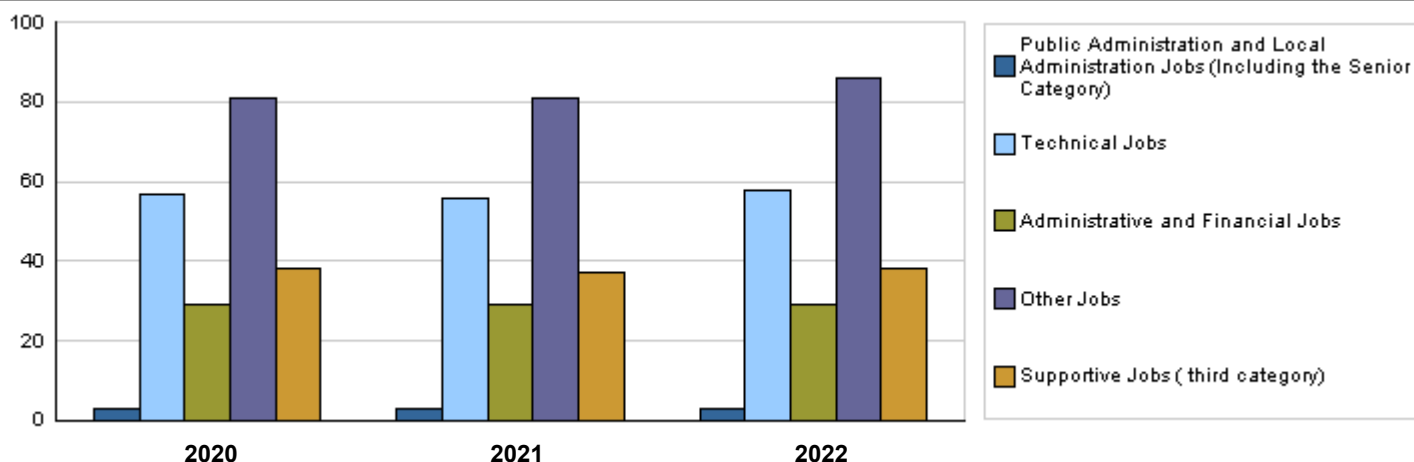
CHAPTER : 1602 Ministry of Industry, Trade and Supply / Companies Control Department

Strategic Objectives and Performance Indicators of the Ministry / Department

Strategic Objective	Performance Indicator	Base year	Value	Actual Value	Target Value	Preliminary Self Evaluation	Target Value		
				2020	2021	2021	2022	2023	2024
1 - To develop the economic legislations regulating business environment which contributes to inclusive growth	1 Percentage of achievement of clearance system review and venture capital system and insolvency bylaw and law.	2019	90%	91%	93%	92%	93%	94%	95%
2 - To reduce costs for practicing commercial businesses and improve the quality of services provided by companies	1 Percentage of e-services provided for customers	2019	54%	55%	60%	57%	60%	65%	70%
	2 Percentage of reduction in time needed to provide companies registration service	2019	15%	25%	35%	30%	35%	40%	45%
3 - To streamline administrative procedures and shorten time for businessmen.	1 Percentage of the streamlined procedures for companies registration	2019	30%	35%	40%	55%	70%	75%	80%
	2 Percentage of the streamlined procedures for depositing financial statements	2019	40%	55%	60%	58%	60%	65%	70%
	3 Percentage of the streamlined procedures for transferring inactive companies to suspended companies register	2019	90%	91%	92%	91%	92%	93%	94%
	4 Percentage of the streamlined procedures for writing off inactive companies	2019	75%	80%	84%	82%	84%	86%	88%
4 - To encourage the culture of innovation and creativity of employees	1 Number of creative ideas submitted by employees	2019	6	7	6	8	8	9	10
	2 Percentage of applied innovative ideas out of suggestions	2019	100%	100%	100%	100%	100%	100%	100%

Number of Staff of the Ministry / Department

Group	Job	2020			2021			Preliminary 2022		
		Male	Female	Total	Male	Female	Total	Male	Female	Total
Public Administration and Local Administration Jobs (Including the Senior Category)	Companies General Controller	1	0	1	1	0	1	1	0	1
	General Administration and Consultants	2	0	2	1	1	2	1	1	2
Technical Jobs	Technical jobs (Programmer, Data Entry Clerk)	36	21	57	36	20	56	36	22	58
Administrative and Financial Jobs	Administrative and financial jobs	16	13	29	17	12	29	17	12	29
Other Jobs	Investment and finance jobs	55	26	81	55	26	81	58	28	86
Supportive Jobs (third category)	Support jobs (Office Boy, Driver)	26	12	38	25	12	37	26	12	38
Total		136	72	208	135	71	206	139	75	214
Total Cost of Salaries		819013	433595	1252608	857840	451160	1309000	947019	510981	1458000



Key Information of the Ministry / Department

No.	Description	2018	2019	2020	2021	2022
1	Number of registered companies annually	6804	5043	4135	4853	4900
2	Volume of annually registered capitals (million JDs)	350	150	212	453	455
3	The annual Department's revenues (in thousand JDs)	10611	12566	6721	11532	11550

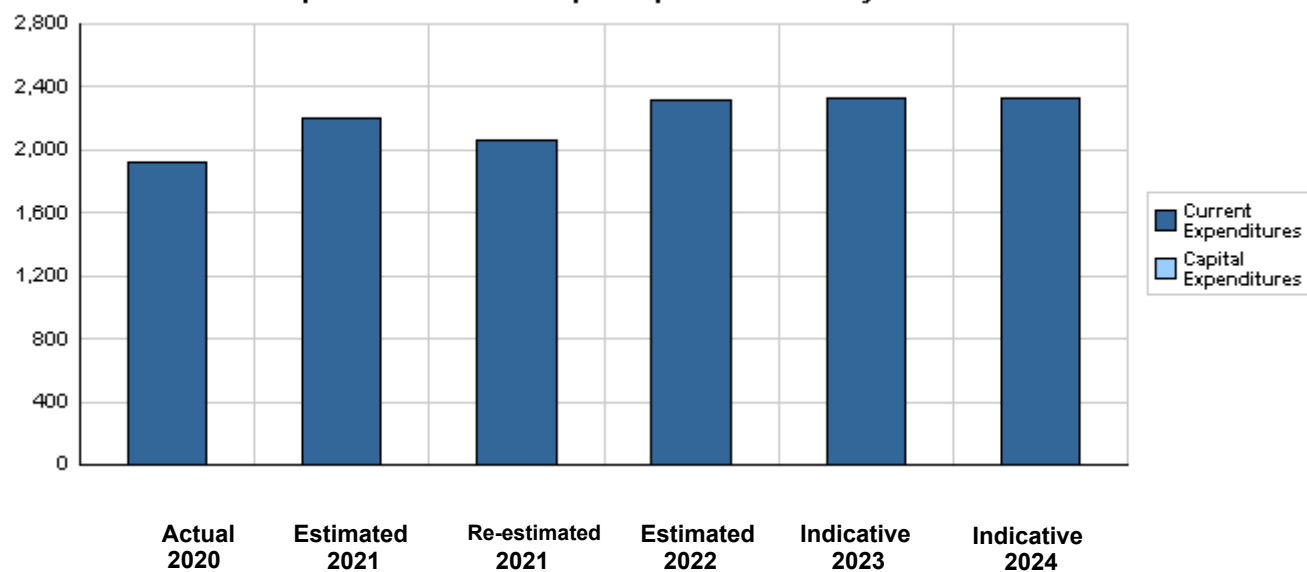
**Overall Summary of Expenditures for Chapter 1602- Ministry of Industry, Trade and Supply / Companies Control
Department
for the Years 2020 - 2024**

(In JDs)

Description		Actual 2020	Estimated 2021	Re-estimated 2021	Estimated 2022	Indicative	
						2023	2024
Group	Current Expenditures						
2111	Salaries, Wages and Allowances	1,096,618	1,231,000	1,149,000	1,280,000	1,299,000	1,317,000
2121	Social Security Contributions	155,990	219,000	160,000	178,000	180,000	183,000
2211	Use of Goods and Services	48,147	63,000	63,000	82,000	90,000	88,000
2511	Subsidies to Public Corporations	599,994	630,000	630,000	715,000	705,000	680,000
2821	Other Current Expenditures	5,908	30,000	30,000	33,000	33,000	33,000
3112	Devices, Machinery and Equipment	11,422	25,000	25,000	25,000	25,000	25,000
Total current expenditures		1,918,079	2,198,000	2,057,000	2,313,000	2,332,000	2,326,000
Total capital expenditures		0	0	0	0	0	0
Treasury		0	0	0	0	0	0
Total current and capital expenditures		1,918,079	2,198,000	2,057,000	2,313,000	2,332,000	2,326,000

(Thousands of JDs)

Graph of the current and capital expenditures for the years 2020 - 2024

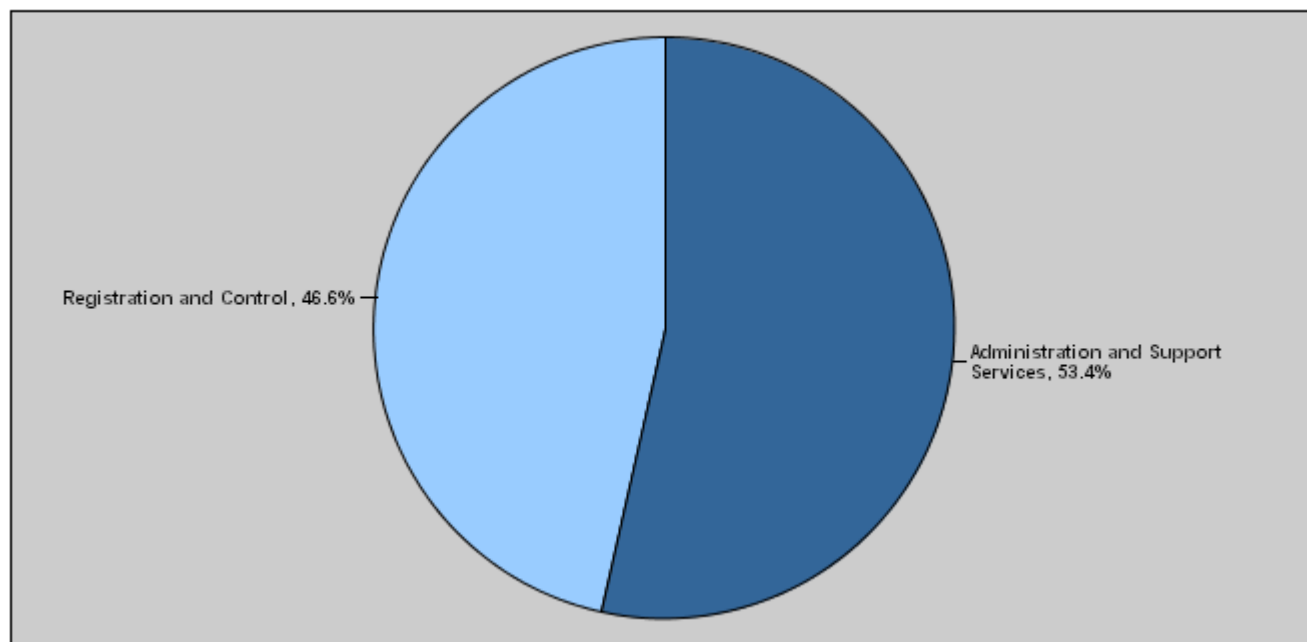


**Budget of Chapter 1602 - Ministry of Industry, Trade and Supply / Companies Control Department
For the Year 2022 Distributed According to Program**

(In JDs)

Prog.	Description	Current Expenditures	Capital Expenditures	Total Expenditures
2901	Administration and Support Services	1,236,000	0	1,236,000
2905	Registration and Control	1,077,000	0	1,077,000
	Total	2,313,000	0	2,313,000

Total Expenditures for the Year 2022 Distributed According to Programs



Estimated Allocations for Females distributed according to Programs for the Years 2020 - 2024

Program	2020	2021	2022	2023	2024
2901 Administration and Support Services	412000	462000	511000	515000	518000
2905 Registration and Control	283000	288000	346000	334000	329000
Total	695000	750000	857000	849000	847000

**Budget Chapter 1602 - Ministry of Industry, Trade and Supply / Companies Control Department Distributed
According to the Program**

2901	Administration and Support Services Program
-------------	--

Objective of the program :

This program aims to develop the level of human resources in terms of training, delegation of authorities, succession, and dissemination and application of the concept of knowledge economy, prepare the electronic programs that help the Department to optimally perform its tasks at the required pace and reach distinguished levels of job satisfaction as well as the service recipients' satisfaction degrees.

The strategic objective related to the program :

- To develop the economic legislations regulating business environment which contributes to inclusive growth
- To promote a culture of creativity and innovation among employees.

Directorates associated with the program :

- 1- Public Administration Directorate (Human Resources, Supplies, Traffic)
- 2- Financial Affairs Directorate
- 3- Computer Directorate
- 4- Controller's Office
- 5- Internal Control Unit
- 6- Knowledge Directorate

Services provided by the program :

Provide the financial and administrative support for all the Department's programs and activities.

Staff working in the program :

The program is implemented through a functional staff in 2021 estimated with (73) staff, including (43) males and (30) females .

Key Performance Indicators for Program

Performance Measurement Indicator	Base Year	Value	Actual value	Target Value	Preliminary Self Evaluation	Target Value			
			2020	2021		2021	2022	2023	2024
			1	Time needed to complete transaction / minute		2019	25	23	22

Appropriations Of Administration and Support Services Program as Per Activities and Projects.

(In JDs)

Activities and Projects	Actual	Estimated	Re-estimated	Estimated	Indicative	
	2020	2021	2021	2022	2023	2024
Current Expenditures	1,004,229	1,204,000	1,128,000	1,236,000	1,256,000	1,264,000
601 Administrative and Support Services	1,004,229	1,204,000	1,128,000	1,236,000	1,256,000	1,264,000
Capital Expenditures	0	0	0	0	0	0
Program / Treasury	0	0	0	0	0	0
Total Program	1,004,229	1,204,000	1,128,000	1,236,000	1,256,000	1,264,000

**Budget Chapter 1602 - Ministry of Industry, Trade and Supply / Companies Control Department Distributed
According to the Program**

2905	Registration and Control Program
Objective of the program :	
This program aims to achieve a distinguished level in companies registration and control as per international means and standards.	
The strategic objective related to the program :	
<ul style="list-style-type: none"> - To reduce costs for practicing commercial businesses and improve the quality of services provided by companies. - To streamline administrative procedures and shorten time for businessmen. 	
Directorates associated with the program :	
<ul style="list-style-type: none"> 1- Registration Directorate 2- Financial Control Directorate 3- Legal Affairs Directorate 4- Audit Directorate 5- Knowledge Directorate 	
Services provided by the program :	
<p>This program works on developing registration services and post-registration services through:-</p> <ul style="list-style-type: none"> - Documenting and specifying work procedures and realizing distinguished levels of service recipients' satisfaction. - Developing electronic guidance and direction processes. - Enhancing pre and post control mechanisms of companies and rescuing the stumbling companies. - Developing legislation to enhance partnership with the private sector. - Protecting the rights of shareholders, partners and right holders. 	
Staff working in the program :	
The program is implemented through a functional staff in 2021 estimated with (133) staff, including (92) males and (41) females .	

Key Performance Indicators for Program

Performance Measurement Indicator	Base Year	Value	Actual value	Target Value	Preliminary Self Evaluation	Target Value		
			2020	2021		2021	2022	2023
1	2019	5043	4135	5000	4853	4900	5000	5100
2	2019	139	127	120	122	120	110	100

Appropriations Of Registration and Control Program as Per Activities and Projects.

(In JDs)

Activities and Projects	Actual	Estimated	Re-estimated	Estimated	Indicative	
	2020	2021	2021	2022	2023	2024
Current Expenditures	913,850	994,000	929,000	1,077,000	1,076,000	1,062,000
601 Documentation, registration and control on companies	913,850	994,000	929,000	1,077,000	1,076,000	1,062,000
Capital Expenditures	0	0	0	0	0	0
Program / Treasury	0	0	0	0	0	0
Total Program	913,850	994,000	929,000	1,077,000	1,076,000	1,062,000

Chapter : 1602 Ministry of Industry, Trade and Supply / Companies Control Department

(In JDs)

Current Activities Appropriations According to Program								
Prog.	Activites		Actual	Estimated	Re-estimated	Estimated	Indicative	Indicative
			2020	2021	2021	2022	2023	2024
2901	601	Administrative and Support Services	1004229	1204000	1128000	1236000	1256000	1264000
		Total of Program	1004229	1204000	1128000	1236000	1256000	1264000
2905	601	Documentation, registration and control on companies	913850	994000	929000	1077000	1076000	1062000
		Total of Program	913850	994000	929000	1077000	1076000	1062000
		Total	1918079	2198000	2057000	2313000	2332000	2326000

Overall Summary of Current Expenditures for the Years 2020 - 2024

Chapter: 1602 Ministry of Industry, Trade and Supply / Companies Control Department

(In JDs)

Group	Item	Description	Actual 2020	Estimated 2021	Re-estimated 2021	Estimated 2022	Indicative 2023	Indicative 2024
21		Compensations of Employees						
2111		Salaries, Wages and Allowances						
	101	Classified Employees	35015	32000	21000	21000	20000	18000
	102	Unclassified Employees	318253	313000	291000	298000	302000	306000
	103	Comprehensive Contract Employees	7550	31000	19000	40000	41000	42000
	105	Personal Cost of Living Allowance	303786	327000	315000	338000	344000	350000
	106	Family Cost of Living Allowance	23407	30000	28000	34000	35000	36000
	110	Overtime Allowance	0	7000	7000	7000	7000	7000
	111	Additional Allowance	223537	273000	267000	281000	285000	289000
	113	Transportation Allowance	47970	54000	52000	68000	70000	72000
	114	Transport Allowance	15837	16000	15000	18000	18000	18000
	116	Employees' Bonuses	33904	52000	52000	55000	55000	55000
	120	Contract Employees	87359	96000	82000	120000	122000	124000
Total			1096618	1231000	1149000	1280000	1299000	1317000
2121		Social Security Contributions						
	301	Social Security	155990	219000	160000	178000	180000	183000
Total			155990	219000	160000	178000	180000	183000
22		Use of Goods and Services						
2211		Use of Goods and Services						
	202	Telecommunications Services	9710	7000	7000	11000	11000	11000
	205	Fuels	2725	5000	5000	5000	5000	5000
	206	Maintenance of Machines, furniture and accessories	16457	12000	12000	15000	15000	15000
	207	Maintenance of vehicles, equipment and accessories	361	2000	2000	2000	2000	2000
	208	Repair and maintenance of buildings and accessories	795	2000	2000	2000	2000	2000
	209	Stationery, Publications and Office Supplies	11904	20000	20000	20000	18000	16000
	210	Substances and raw materials (medicines, clothes, food, films, etc..)	998	1000	1000	1000	2000	2000
	211	Cleaning services and supplies including cleaning contracts	0	0	0	10000	15000	15000
	212	Insurance	722	3000	3000	3000	3000	3000
	213	Official Travel Missions	1263	2000	2000	2000	2000	2000
	214	Goods and services expenses	3212	9000	9000	11000	15000	15000
Total			48147	63000	63000	82000	90000	88000
25		Subsidies						
2511		Subsidies to Public Corporations						
	304	Subsidies to non-financial public institution	599994	630000	630000	715000	705000	680000
Total			599994	630000	630000	715000	705000	680000
28		Other Expenditures						
2821		Other Current Expenditures						
	303	Scientific scholarships and training courses	5908	8000	8000	8000	8000	8000
	305	Non-Employees' Bonuses	0	22000	22000	25000	25000	25000
Total			5908	30000	30000	33000	33000	33000
31		Non-financial Assets						
3112		Devices, Machinery and Equipment						
	402	Devices, Machinery and Equipment	11422	25000	25000	25000	25000	25000
Total			11422	25000	25000	25000	25000	25000
Total of Chapter			1918079	2198000	2057000	2313000	2332000	2326000

Current Expenditures According to Program and Activities for the Years 2020 - 2024

Chapter : 1602 - Ministry of Industry, Trade and Supply / Companies Control Department

(In JDs)

Program : 2901 - Administration and Support Services								
Activity : 601 - Administrative and Support Services								
Group	Item	Description	Actual 2020	Estimated 2021	Re-estimated 2021	Estimated 2022	Indicative 2023	Indicative 2024
21		Compensations of Employees						
2111		Salaries, Wages and Allowances						
	101	Classified Employees	17555	16000	10000	10000	10000	8000
	102	Unclassified Employees	159901	163000	151000	155000	157000	159000
	103	Comprehensive Contract Employees	7550	31000	19000	40000	41000	42000
	105	Personal Cost of Living Allowance	160796	162000	155000	169000	172000	175000
	106	Family Cost of Living Allowance	11628	15000	14000	17000	18000	18000
	110	Overtime Allowance	0	7000	7000	7000	7000	7000
	111	Additional Allowance	110905	134000	132000	137000	139000	141000
	113	Transportation Allowance	28000	30000	29000	37000	38000	39000
	114	Transport Allowance	8842	11000	10000	12000	12000	12000
	116	Employees' Bonuses	15000	33000	33000	35000	35000	35000
	120	Contract Employees	47974	49000	45000	60000	61000	62000
		Total	568151	651000	605000	679000	690000	698000
2121		Social Security Contributions						
	301	Social Security	76509	110000	80000	90000	91000	93000
		Total	76509	110000	80000	90000	91000	93000
22		Use of Goods and Services						
2211		Use of Goods and Services						
	202	Telecommunications Services	9710	7000	7000	11000	11000	11000
	205	Fuels	2725	5000	5000	5000	5000	5000
		002 Saloon vehicles	2725	5000	5000	5000	5000	5000
	206	Maintenance of Machines, furniture and accessories	16457	12000	12000	15000	15000	15000
	207	Maintenance of vehicles, equipment and accessories	361	2000	2000	2000	2000	2000
	208	Repair and maintenance of buildings and accessories	795	2000	2000	2000	2000	2000
	209	Stationery, Publications and Office Supplies	11904	20000	20000	20000	18000	16000
	210	Substances and raw materials (medicines, clothes, food, films, etc..)	998	1000	1000	1000	2000	2000
	211	Cleaning services and supplies including cleaning contracts	0	0	0	10000	15000	15000
	212	Insurance	722	3000	3000	3000	3000	3000
	213	Official Travel Missions	1263	2000	2000	2000	2000	2000
	214	Goods and services expenses	3212	9000	9000	11000	15000	15000
		001 Events and hospitality	0	0	0	1000	6000	6000
		008 Advertisements and subscriptions	3212	6000	6000	6000	6000	6000
		108 Cases and fees	0	3000	3000	4000	3000	3000
		Total	48147	63000	63000	82000	90000	88000
25		Subsidies						
2511		Subsidies to Public Corporations						
	304	Subsidies to non-financial public institution	300000	330000	330000	330000	330000	330000
		109 Fees Fund of employees' Companies Control Department *	300000	330000	330000	330000	330000	330000
		Total	300000	330000	330000	330000	330000	330000
28		Other Expenditures						
2821		Other Current Expenditures						
	303	Scientific scholarships and training courses	0	3000	3000	5000	5000	5000
	305	Non-Employees' Bonuses	0	22000	22000	25000	25000	25000
		Total	0	25000	25000	30000	30000	30000
31		Non-financial Assets						
3112		Devices, Machinery and Equipment						
	402	Devices, Machinery and Equipment	11422	25000	25000	25000	25000	25000
		001 Computers and accessories	11422	25000	25000	25000	25000	25000
		Total	11422	25000	25000	25000	25000	25000
		Total of Activity	1004229	1204000	1128000	1236000	1256000	1264000
		Total of Program	1004229	1204000	1128000	1236000	1256000	1264000

Current Expenditures According to Program and Activities for the Years 2020 - 2024

Chapter : 1602 - Ministry of Industry, Trade and Supply / Companies Control Department

(In JDs)

Program : 2905 - Registration and Control								
Activity : 601 - Documentation, registration and control on companies								
Group	Item	Description	Actual 2020	Estimated 2021	Re-estimated 2021	Estimated 2022	Indicative 2023	Indicative 2024
21		Compensations of Employees						
2111		Salaries, Wages and Allowances						
	101	Classified Employees	17460	16000	11000	11000	10000	10000
	102	Unclassified Employees	158352	150000	140000	143000	145000	147000
	105	Personal Cost of Living Allowance	142990	165000	160000	169000	172000	175000
	106	Family Cost of Living Allowance	11779	15000	14000	17000	17000	18000
	111	Additional Allowance	112632	139000	135000	144000	146000	148000
	113	Transportation Allowance	19970	24000	23000	31000	32000	33000
	114	Transport Allowance	6995	5000	5000	6000	6000	6000
	116	Employees' Bonuses	18904	19000	19000	20000	20000	20000
	120	Contract Employees	39385	47000	37000	60000	61000	62000
		Total	528467	580000	544000	601000	609000	619000
2121		Social Security Contributions						
	301	Social Security	79481	109000	80000	88000	89000	90000
		Total	79481	109000	80000	88000	89000	90000
25		Subsidies						
2511		Subsidies to Public Corporations						
	304	Subsidies to non-financial public institutions	299994	300000	300000	385000	375000	350000
	108	Supervise Fund on meetings of corporate public institutions *	299994	300000	300000	350000	350000	350000
	130	Account of insolvency cases	0	0	0	10000	25000	0
	143	Obligatory liquidation Account	0	0	0	25000	0	0
		Total	299994	300000	300000	385000	375000	350000
28		Other Expenditures						
2821		Other Current Expenditures						
	303	Scientific scholarships and training courses	5908	5000	5000	3000	3000	3000
		Total	5908	5000	5000	3000	3000	3000
		Total of Activity	913850	994000	929000	1077000	1076000	1062000
		Total of Program	913850	994000	929000	1077000	1076000	1062000
		Total of Chapter	1918079	2198000	2057000	2313000	2332000	2326000

* This item shall be disbursed not exceeding the amount transferred to the Public Treasury according to provisions of applicable Revenues Supplying Law of Government Departments and Units.