

## **Chapter : 1504 Ministry of Finance/ Department of Lands and Survey**

**Creation:** The Department of Lands and Survey came into existence on 30-9-1929 following a decision to merge several departments (the Department of Survey, the Department of State Property, and the Departments of land Registration and Land Liberation). The Department of Lands and Survey and the Forestry Branch were also merged. The Buildings and Lands Tax Investigation Section and the Chemical Laboratory for Soil Analysis were merged with it and was affiliated to the Prime Ministry. A British Director was assigned to it by the government of the Mandate. In 1941, the Construction Department (Irrigation, Water Forces and Meteorology) was merged with the Department of Lands and Survey. In 1953, the Construction Department was disengaged from the Department of Lands and Survey as well as the Chemical Laboratory for Soil Analysis and was affiliated to the Ministry of Health, and the Forestry Branch was disengaged and affiliated to the Ministry of Agriculture. The two departments of land and survey in the two banks were merged. The Department of Land and Survey in the East Bank became responsible for all the 15 land registration directorates in the Kingdom. The work was conducted using the Palestinian laws until the preparation of laws, where the law of settlement of land and water No. 40 of 1952 and other laws were completed. Most of these laws were issued in 1952 and 1963 and were applicable in the two banks. In 1999, Department of Lands and Survey Administrative Organization Bylaw No. 80 was issued under Article 120 of the Constitution. The presence of the Department of Lands and Survey is vital as it assumes the task of preserving the real estate ownerships and settling disputes over lands and water rights and the creation of the national real estate information bank.

**Vision :** Excellence and entrepreneurship in providing real estate services and information that serve the purposes of sustainable development and stimulating investment.

**Mission:** Confirming, documenting and preserving the right of own immovable property and facilitating its practice as well as providing the necessary database to establish the National Geographic Information System, and continuing to improve and develop the quality of real estate services delivered to the service recipients with participation of the public and private sector nationally and internationally.

**Legal Framework :** Lands and Survey Department Organization Bylaw No. (80) for the year 1999 and amended law no. (64) for 2021.

### **Tasks of the Ministry / Department:**

- Conduct a comprehensive survey of the Kingdom's lands and implement all their processes of demarcation, settlement and mapping
- Register, document, file and preserve the right of immovable property and facilitate its practice.
- Establish and sustain triangles grids (Muthalathat) of fourth and fifth degrees based on national triangles grid of first, second and third degrees which are being established by the Royal Jordanian Geographic Center.
- Achieve immovable property registration transactions and collect fees incurred thereon.
- Manage and preserve State's property and follow up leasing, authorization and allocation transactions as well as lands expropriation for public interest purposes.
- Conduct and modify comprehensive estimation of immovable property values for the purposes of conducting registration transactions.
- Document and file the real estate property information.
- Develop and update a real estate database to adopt it as basis for the national information system.
- Regulate land surveying profession, real estate offices and real estate estimation.

### **Ministry/Department Contribution to the Achievement of the National Objectives:**

- Contribute to promoting the level of infrastructure.
- Contribute to enhancing comprehensive investment and social and economic development.
- Maximize the financial returns of the Public Treasury.

## **Major Issues and Challenges which face the Ministry / Department:**

- Attrition of competencies and the difficulty to replace them.
- Limited financial and human resources compared to increasing work load

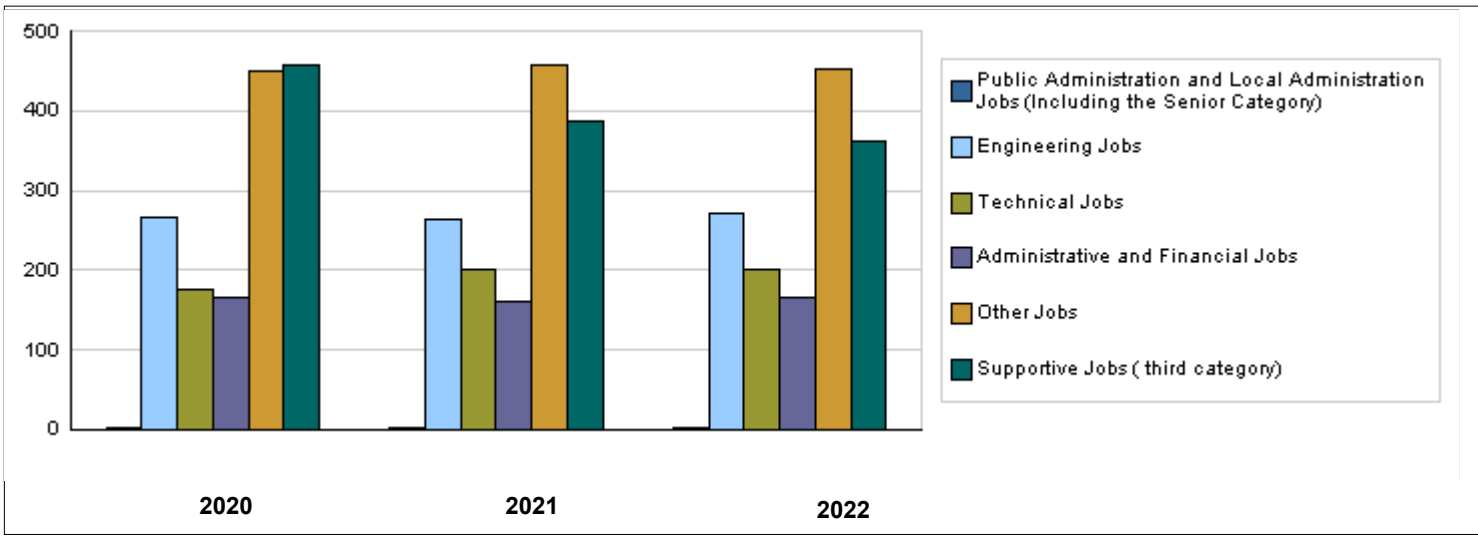
**CHAPTER : 1504 Ministry of Finance/ Department of Lands and Survey**

**Strategic Objectives and Performance Indicators of the Ministry / Department**

Strategic Objective	Performance Indicator	Base year	Value	Actual Value	Target Value	Preliminary Self Evaluation	Target Value		
				2020	2021	2021	2022	2023	2024
<b>1 - To improve and develop the service delivery process</b>	1 Percentage of completing the department's databases, raising level of accuracy and coherence.	2019	%50	-	%60	%55	%65	%70	%75
	2 Number of services provided by the department through internet.	2019	12	-	70	13	70	70	70
	3 Number of department services in the registration directorates through one window.	2019	-	-	2	1	4	4	4
	4 Percentage of 3D Cadastral construction and work instructions plan is audited and approved for a well-known pilot area.	2019	%2	-	%10	%5	%15	%20	%25
	5 Percentage of building a geographic system for the kingdom in 3D and the buildings linked with the pieces of lands and declared.	2019	%10	-	%20	%15	%25	%30	%35
	6 Increase the percentage of entered phone numbers for owners.	2019	%2	-	%5	%3	%6	%7	%8
<b>2 - To increase the data and information security</b>	1 Percentage of increase in number of reference stations linked and used in continuous monitoring.	2019	%35	-	%60	%50	%65	%70	%75
	2 Percentage of transition from using AutoCAD to using ArcGIS geographic information systems.	2019	%5	-	%15	%10	%20	%25	%30
	3 Percentage of monitored and transferred areas which JTM system is applied compared to number of villages which JTM system is applied.	2019	%2	-	%10	%7	%15	%20	%25
<b>3 - To reduce the number of property disputes</b>	1 Percentage of commitment to bylaw and instructions approved and applied by the Owners Association.	2019	-	-	%20	%15	%25	%30	%35
	2 Percentage of dispute transactions dealt with based on decisions of the technical committee for corrective orders and the areas dealt with due to limit differences to the number of received transaction.	2019	%10	-	%30	%20	%35	%40	%45
	3 Percentage of archiving the state property data audited and approved in the state property database, both in terms of documented and technical GIS.	2019	%10	-	%20	%15	%25	%30	%35
<b>4 - To develop the human resources</b>	1 Percentage of jobs matching the job description to the total number of jobs.	2019	%75	-	%80	%77	%81	%82	%83

**Number of Staff of the Ministry / Department**

Group	Job	2020			2021			Preliminary 2022		
		Male	Female	Total	Male	Female	Total	Male	Female	Total
Public Administration and Local Administration Jobs (Including the Senior Category)	Director, Consultant	3	0	3	3	0	3	3	0	3
Engineering Jobs	Engineer, Supervisor, Technician, Surveyor	230	37	267	228	37	265	231	41	272
Technical Jobs	Technical jobs	75	101	176	87	113	200	94	107	201
Administrative and Financial Jobs	Administrative and Financial jobs	102	65	167	98	63	161	104	63	167
Other Jobs	Auditor, Estimator	266	185	451	271	187	458	282	171	453
Supportive Jobs ( third category)	Support jobs	377	80	457	327	59	386	319	44	363
<b>Total</b>		<b>1053</b>	<b>468</b>	<b>1521</b>	<b>1014</b>	<b>459</b>	<b>1473</b>	<b>1033</b>	<b>426</b>	<b>1459</b>
<b>Total Cost of Salaries</b>		<b>10852753</b>	<b>4823446</b>	<b>15676199</b>	<b>11107189</b>	<b>5027811</b>	<b>16135000</b>	<b>11867818</b>	<b>4894182</b>	<b>16762000</b>



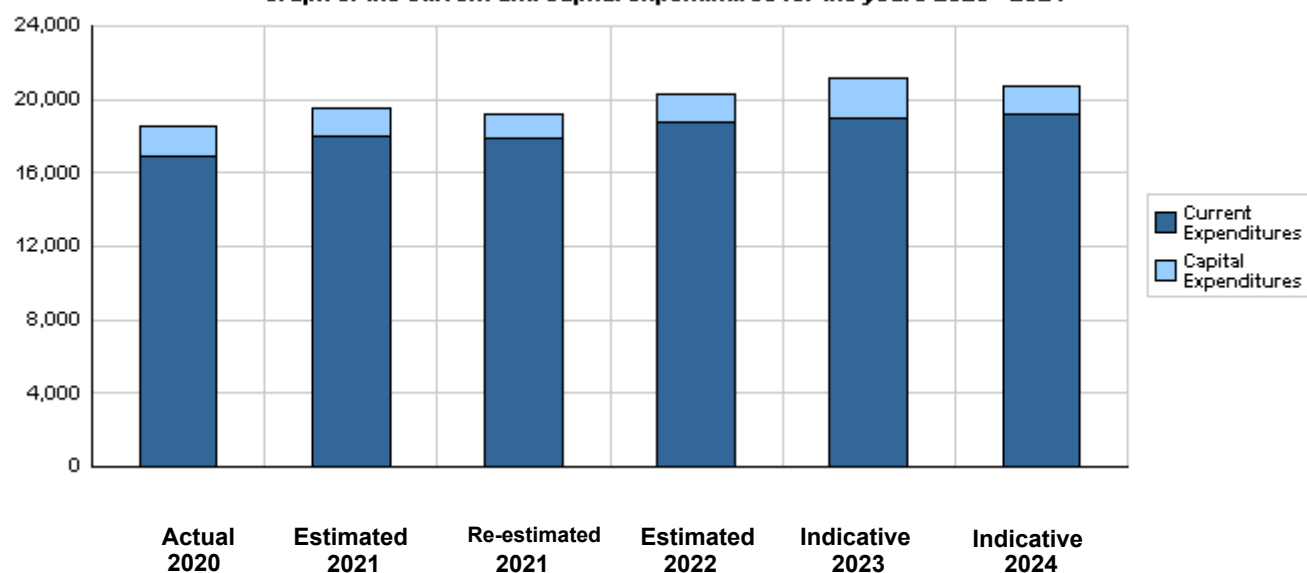
**Overall Summary of Expenditures for Chapter 1504- Ministry of Finance/ Department of Lands and Survey  
for the Years 2020 - 2024**

( In JDs )

Description		Actual 2020	Estimated 2021	Re-estimated 2021	Estimated 2022	Indicative 2023 2024	
<b>Group</b>	<b>Current Expenditures</b>						
2111	Salaries, Wages and Allowances	13,963,199	14,563,000	14,515,000	14,792,000	14,919,000	15,049,000
2121	Social Security Contributions	1,713,000	1,620,000	1,620,000	1,970,000	2,000,000	2,030,000
2211	Use of Goods and Services	1,251,430	1,728,000	1,728,000	1,900,000	2,005,000	2,015,000
2821	Other Current Expenditures	29,651	45,000	41,000	55,000	55,000	55,000
<b>Total current expenditures</b>		<b>16,957,280</b>	<b>17,956,000</b>	<b>17,904,000</b>	<b>18,717,000</b>	<b>18,979,000</b>	<b>19,149,000</b>
<b>Capital Expenditures</b>							
2211	Use of Goods and Services	962,879	943,000	748,000	935,000	850,000	800,000
2822	Other Capital Expenditures	30,000	0	0	0	0	0
3111	Buildings and Constructions	289,999	240,000	230,000	280,000	950,000	400,000
3112	Devices, Machinery and Equipment	249,969	380,000	290,000	385,000	330,000	330,000
3122	Inventories	12,000	45,000	40,000	15,000	15,000	15,000
<b>Total capital expenditures</b>		<b>1,544,847</b>	<b>1,608,000</b>	<b>1,308,000</b>	<b>1,615,000</b>	<b>2,145,000</b>	<b>1,545,000</b>
<b>Treasury</b>		<b>1,544,847</b>	<b>1,608,000</b>	<b>1,308,000</b>	<b>1,615,000</b>	<b>2,145,000</b>	<b>1,545,000</b>
<b>Total current and capital expenditures</b>		<b>18,502,127</b>	<b>19,564,000</b>	<b>19,212,000</b>	<b>20,332,000</b>	<b>21,124,000</b>	<b>20,694,000</b>

( Thousands of JDs )

**Graph of the current and capital expenditures for the years 2020 - 2024**

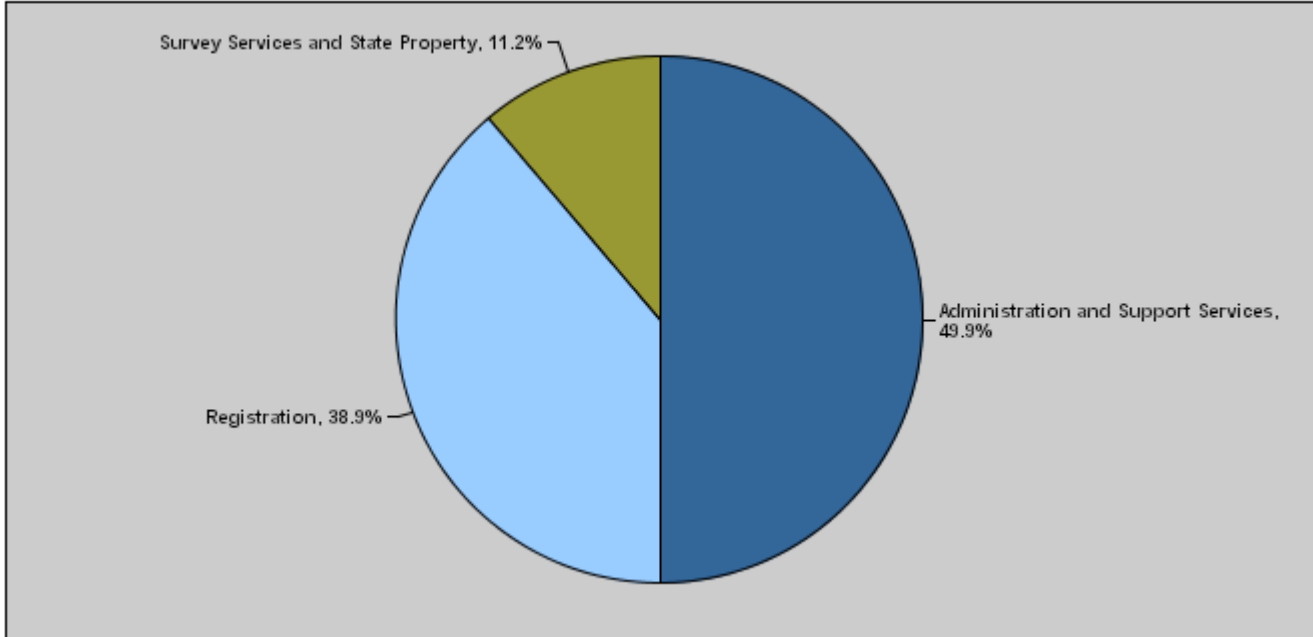


**Budget of Chapter 1504 - Ministry of Finance/ Department of Lands and Survey  
For the Year 2022 Distributed According to Program**

( In JDs )

Prog.	Description	Current Expenditures	Capital Expenditures	Total Expenditures
2501	Administration and Support Services	9,313,000	840,000	10,153,000
2505	Registration	7,526,000	375,000	7,901,000
2510	Survey Services and State Property	1,878,000	400,000	2,278,000
<b>Total</b>		<b>18,717,000</b>	<b>1,615,000</b>	<b>20,332,000</b>

**Total Expenditures for the Year 2022 Distributed According to Programs**



**Estimated Allocations for Females distributed according to Programs for the Years 2020 - 2024**

Program	2020	2021	2022	2023	2024
2501 Administration and Support Services	3614000	3502000	3680000	3711000	3745000
2505 Registration	1434000	1932000	2032000	2050000	2068000
2510 Survey Services and State Property	206000	154000	162000	163000	165000
<b>Total</b>	<b>5254000</b>	<b>5588000</b>	<b>5874000</b>	<b>5924000</b>	<b>5978000</b>

**Budget Chapter 1504 - Ministry of Finance/ Department of Lands and Survey Distributed According to the Program**

**2501 Administration and Support Services Program**

**Objective of the program :**

This program is intended to provide administrative and logistic support and services of the Department's headquarters and remaining directorates.

**The strategic objective related to the program :**

- To improve and develop the service delivery process
- To develop the human resources

**Directorates associated with the program :**

- Financial and Administrative Affairs Directorate
- Human Resources and Planning Directorate
- Legal Affairs Directorate
- Computer and IT Directorate
- Control and Quality Directorate
- Director General Office

**Services provided by the program :**

- Regulate the activities of licensed surveyors and real estates offices.
- Regulate all administrative and financial affairs of the Department.
- Print all documents related to the Department.
- Prepare all necessary plans (the strategy, annual plans, training).

**Staff working in the program :**

The program is implemented through a functional staff in 2021 estimated with ( 734 ) staff, including ( 447 ) males and ( 287 ) females .

**Key Performance Indicators for Program**

Performance Measurement Indicator	Base Year	Value	Actual value	Target Value	Preliminary Self Evaluation	Target Value		
			2020	2021		2021	2022	2023
1 Percentage of completing the department's databases, raising level of accuracy and coherence.	2019	%50	-	%60	%55	%65	%70	%75
2 Number of services provided by the department through internet.	2019	12	-	70	13	70	70	70
3 Number of department services in the registration directorate through one window.	2019	-	-	2	1	4	4	4
4 Percentage of 3D Cadastral construction and work instructions plan is audited and approved for a well-known pilot area.	2019	%2	-	%10	%5	%15	%20	%25
5 Percentage of building a geographic system for the kingdom in 3D and the buildings linked with the pieces of lands and declared.	2019	%10	-	%20	%15	%25	%30	%35
6 Percentage of jobs matching job description to total number of overall jobs	2019	%75	-	%80	%77	%81	%82	%83

**Appropriations Of Administration and Support Services Program as Per Activities and Projects.**

**( In JDs )**

Activities and Projects	Actual	Estimated	Re-estimated	Estimated	Indicative	
	2020	2021	2021	2022	2023	2024
<b>Current Expenditures</b>	<b>9,244,013</b>	<b>8,988,000</b>	<b>8,957,000</b>	<b>9,313,000</b>	<b>9,492,000</b>	<b>9,577,000</b>
601 Administrative and Support Services	9,244,013	8,988,000	8,957,000	9,313,000	9,492,000	9,577,000
<b>Capital Expenditures</b>	<b>624,963</b>	<b>828,000</b>	<b>678,000</b>	<b>840,000</b>	<b>700,000</b>	<b>650,000</b>
001 Project of improving the services quality and methods of their provision	330,000	280,000	280,000	400,000	350,000	300,000
002 Enhancing and Developing the Institutional Capabilities and Computerization	144,993	0	0	0	0	0
004 Use of Solar Energy Project	149,970	150,000	100,000	150,000	150,000	150,000
005 Shifting the land plates	0	398,000	298,000	290,000	200,000	200,000
<b>Program / Treasury</b>	<b>624,963</b>	<b>828,000</b>	<b>678,000</b>	<b>840,000</b>	<b>700,000</b>	<b>650,000</b>
<b>Total Program</b>	<b>9,868,976</b>	<b>9,816,000</b>	<b>9,635,000</b>	<b>10,153,000</b>	<b>10,192,000</b>	<b>10,227,000</b>

**Budget Chapter 1504 - Ministry of Finance/ Department of Lands and Survey Distributed According to the Program**

<b>2505</b>	<b>Registration Program</b>
-------------	-----------------------------

**Objective of the program :**

This program is concerned with registration matters and requirements of registration directorates.

**The strategic objective related to the program :**

To increase the data and information security

**Directorates associated with the program :**

- Registration Affairs Directorate
- Value Estimation Directorate
- Real Estate Register Directorate

**Services provided by the program :**

It serves (34) registration directorates and (7) registration offices all over the Kingdom.

**Staff working in the program :**

The program is implemented through a functional staff in 2021 estimated with ( 588 ) staff, including ( 429 ) males and ( 159 ) females .

**Key Performance Indicators for Program**

Performance Measurement Indicator	Base Year	Value	Actual value	Target Value	Preliminary Self Evaluation	Target Value		
			2020	2021		2021	2022	2023
1 Percentage of increase in number of reference stations linked and used in continuous monitoring.	2019	%35	-	%60	%50	%65	%70	%75
2 Percentage of transition from using AutoCAD to using ArcGIS geographic information systems.	2019	%5	-	%15	%10	%20	%25	%30

Appropriations Of Registration Program as Per Activities and Projects.

( In JDs )

Activities and Projects	Actual	Estimated	Re-estimated	Estimated	Indicative	
	2020	2021	2021	2022	2023	2024
<b>Current Expenditures</b>	<b>5,312,400</b>	<b>7,176,000</b>	<b>7,156,000</b>	<b>7,526,000</b>	<b>7,592,000</b>	<b>7,659,000</b>
601 Validating and documenting immovable property	5,312,400	7,176,000	7,156,000	7,526,000	7,592,000	7,659,000
<b>Capital Expenditures</b>	<b>364,999</b>	<b>340,000</b>	<b>330,000</b>	<b>375,000</b>	<b>1,045,000</b>	<b>495,000</b>
004 Real Estate Data Improvement and Archiving Project	75,000	100,000	100,000	95,000	95,000	95,000
005 Purchasing a building for Deir Abi Said lands registration directorate	90,000	0	0	0	0	0
701 Constructing a building for Al Shoneh Al Janobeah Land Registration Directorate / Balqa' Governorate	199,999	200,000	200,000	0	0	0
703 Establishing buildings and land offices in Ma'an governorate	0	0	0	30,000	300,000	400,000
705 Constructing a building for Land Registration Directorate / Aqaba Governorate	0	40,000	30,000	250,000	650,000	0
<b>Program / Treasury</b>	<b>364,999</b>	<b>340,000</b>	<b>330,000</b>	<b>375,000</b>	<b>1,045,000</b>	<b>495,000</b>
<b>Total Program</b>	<b>5,677,399</b>	<b>7,516,000</b>	<b>7,486,000</b>	<b>7,901,000</b>	<b>8,637,000</b>	<b>8,154,000</b>



**Budget Chapter 1504 - Ministry of Finance/ Department of Lands and Survey Distributed According to the Program**

**2510 Survey Services and State Property Program**

**Objective of the program :**

The program aims to conduct a comprehensive survey of all the lands of the Kingdom.

**The strategic objective related to the program :**

To reduce the number of property disputes

**Directorates associated with the program :**

- Survey Services Directorate
- Settlement and Survey Directorate
- State's Property Directorate

**Services provided by the program :**

- Manage the property of the State optimally.
- Manage the transactions of expropriations.
- Manage survey transactions optimally.

**Staff working in the program :**

The program is implemented through a functional staff in 2021 estimated with ( 151 ) staff, including ( 138 ) males and ( 13 ) females .

**Key Performance Indicators for Program**

Performance Measurement Indicator	Base Year	Value	Actual value	Target Value	Preliminary Self Evaluation	Target Value		
			2020	2021		2021	2022	2023
1 Percentage of commitment to bylaw and instructions approved and applied by the Owners Association.	2019	-	-	%20	%15	%25	%30	%35
2 Percentage of dispute transactions dealt with based on decisions of the technical committee for corrective orders and the areas dealt with due to limit differences to the number of received transactio	2019	%10	-	%30	%20	%35	%40	%45
3 Percentage of archiving the state property data audited and approved in the state property database, both in terms of documented and technical GIS.	2019	%10	-	%20	%15	%25	%30	%35

Appropriations Of Survey Services and State Property Program as Per Activities and Projects.

( In JDs )

Activities and Projects	Actual	Estimated	Re-estimated	Estimated	Indicative	
	2020	2021	2021	2022	2023	2024
<b>Current Expenditures</b>	<b>2,400,867</b>	<b>1,792,000</b>	<b>1,791,000</b>	<b>1,878,000</b>	<b>1,895,000</b>	<b>1,913,000</b>
601 Surveying, verifying and documenting the real estate map and State's property	2,400,867	1,792,000	1,791,000	1,878,000	1,895,000	1,913,000
<b>Capital Expenditures</b>	<b>554,885</b>	<b>440,000</b>	<b>300,000</b>	<b>400,000</b>	<b>400,000</b>	<b>400,000</b>
001 Survey of encroachments upon the State property	554,885	440,000	300,000	400,000	400,000	400,000
<b>Program / Treasury</b>	<b>554,885</b>	<b>440,000</b>	<b>300,000</b>	<b>400,000</b>	<b>400,000</b>	<b>400,000</b>
<b>Total Program</b>	<b>2,955,752</b>	<b>2,232,000</b>	<b>2,091,000</b>	<b>2,278,000</b>	<b>2,295,000</b>	<b>2,313,000</b>

# Capital Expenditures Distributed According to Governorates

Chapter : 1504 Ministry of Finance/ Department of Lands and Survey

( In JDs )

Governorate		Estimated 2022	Indicative 2023	Indicative 2024
21	Irbid Governorate	0	0	0
22	Mafraq Governorate	0	0	0
23	Jerash Governorate	0	0	0
24	Ajloun Governorate	0	0	0
31	The Capital Governorate	0	0	0
32	Balqa' Governorate	0	0	0
33	Zarqa Governorate	0	0	0
34	Ma'daba Governorate	0	0	0
41	Karak Governorate	0	0	0
42	Ma'an Governorate	30,000	300,000	400,000
43	Tafileh Governorate	0	0	0
44	Aqaba Governorate	250,000	650,000	0
<b>Total</b>		<b>280,000</b>	<b>950,000</b>	<b>400,000</b>

**Chapter : 1504 Ministry of Finance/ Department of Lands and Survey**

**( In JDs )**

<b>Current Activities Appropriations According to Program</b>								
Prog.	Activites		Actual	Estimated	Re-estimated	Estimated	Indicative	Indicative
			2020	2021	2021	2022	2023	2024
2501	601	Administrative and Support Services	9244013	8988000	8957000	9313000	9492000	9577000
		Total of Program	9244013	8988000	8957000	9313000	9492000	9577000
2505	601	Validating and documenting immovable property	5312400	7176000	7156000	7526000	7592000	7659000
		Total of Program	5312400	7176000	7156000	7526000	7592000	7659000
2510	601	Surveying, verifying and documenting the real estate map and State's property	2400867	1792000	1791000	1878000	1895000	1913000
		Total of Program	2400867	1792000	1791000	1878000	1895000	1913000
		Total	16957280	17956000	17904000	18717000	18979000	19149000

<b>Capital Projects Appropriations According to Program</b>								
Prog.	Projects		Actual	Estimated	Re-estimated	Estimated	Indicative	Indicative
			2020	2021	2021	2022	2023	2024
2501	001	Project of improving the services quality and methods of their provision	330000	280000	280000	400000	350000	300000
	002	Enhancing and Developing the Institutional Capabilities and Computerization	144993	0	0	0	0	0
	004	Use of Solar Energy Project	149970	150000	100000	150000	150000	150000
	005	Shifting the land plates	0	398000	298000	290000	200000	200000
		Total of Program	624963	828000	678000	840000	700000	650000
2505	004	Real Estate Data Improvement and Archiving Project	75000	100000	100000	95000	95000	95000
	005	Purchasing a building for Deir Abi Said lands registration directorate	90000	0	0	0	0	0
	701	Constructing a building for Al Shoneh Al Janobeah Land Registration Directorate / Balqa' Governorate	199999	200000	200000	0	0	0
	703	Establishing buildings and land offices in Ma'an governorate	0	0	0	30000	300000	400000
	705	Constructing a building for Land Registration Directorate / Aqaba Governorate	0	40000	30000	250000	650000	0
	Total of Program	364999	340000	330000	375000	1045000	495000	
2510	001	Survey of encroachments upon the State property	554885	440000	300000	400000	400000	400000
		Total of Program	554885	440000	300000	400000	400000	400000
		Total	1544847	1608000	1308000	1615000	2145000	1545000

# Overall Summary of Current Expenditures for the Years 2020 - 2024

Chapter: 1504 Ministry of Finance/ Department of Lands and Survey

( In JDs )

Group	Item	Description	Actual 2020	Estimated 2021	Re-estimated 2021	Estimated 2022	Indicative 2023	Indicative 2024
<b>21</b>		<b>Compensations of Employees</b>						
<b>2111</b>		<b>Salaries, Wages and Allowances</b>						
	101	Classified Employees	294763	257000	257000	235000	200000	200000
	102	Unclassified Employees	2464883	2476000	2476000	2490000	2542000	2590000
	103	Comprehensive Contract Employees	865	0	0	0	0	0
	105	Personal Cost of Living Allowance	2165277	2160000	2112000	2192000	2240000	2285000
	106	Family Cost of Living Allowance	194114	200000	200000	220000	225000	229000
	111	Additional Allowance	1674639	2200000	2200000	2230000	2277000	2300000
	113	Transportation Allowance	278554	340000	340000	350000	350000	350000
	114	Transport Allowance	129953	130000	130000	130000	130000	130000
	115	Field Visit Allowance	70577	80000	80000	80000	80000	80000
	116	Employees' Bonuses	6249656	6250000	6250000	6275000	6275000	6275000
	120	Contract Employees	439918	470000	470000	590000	600000	610000
<b>Total</b>			<b>13963199</b>	<b>14563000</b>	<b>14515000</b>	<b>14792000</b>	<b>14919000</b>	<b>15049000</b>
<b>2121</b>		<b>Social Security Contributions</b>						
	301	Social Security	1713000	1620000	1620000	1970000	2000000	2030000
<b>Total</b>			<b>1713000</b>	<b>1620000</b>	<b>1620000</b>	<b>1970000</b>	<b>2000000</b>	<b>2030000</b>
<b>22</b>		<b>Use of Goods and Services</b>						
<b>2211</b>		<b>Use of Goods and Services</b>						
	201	Rents	265736	350000	350000	350000	350000	350000
	202	Telecommunications Services	41804	42000	42000	42000	42000	42000
	203	Water	14322	20000	20000	20000	20000	20000
	204	Electricity	266901	195000	195000	225000	255000	260000
	205	Fuels	119651	175000	175000	195000	197000	201000
	206	Maintenance of Machines, furniture and accessories	84991	100000	100000	100000	100000	100000
	207	Maintenance of vehicles, equipment and accessories	43987	60000	60000	60000	60000	60000
	208	Repair and maintenance of buildings and accessories	22972	25000	25000	25000	25000	25000
	209	Stationery, Publications and Office Supplies	110585	137000	137000	137000	137000	137000
	210	Substances and raw materials (medicines, clothes, food, films, etc..)	21917	11000	11000	11000	11000	11000
	211	Cleaning services and supplies including cleaning contracts	181722	204000	204000	275000	300000	300000
	212	Insurance	24241	25000	25000	25000	25000	25000
	213	Official Travel Missions	5728	10000	10000	10000	10000	10000
	214	Goods and services expenses	46873	374000	374000	425000	473000	474000
<b>Total</b>			<b>1251430</b>	<b>1728000</b>	<b>1728000</b>	<b>1900000</b>	<b>2005000</b>	<b>2015000</b>
<b>28</b>		<b>Other Expenditures</b>						
<b>2821</b>		<b>Other Current Expenditures</b>						
	303	Scientific scholarships and training courses	4651	10000	6000	15000	15000	15000
	305	Non-Employees' Bonuses	25000	35000	35000	40000	40000	40000
<b>Total</b>			<b>29651</b>	<b>45000</b>	<b>41000</b>	<b>55000</b>	<b>55000</b>	<b>55000</b>
<b>Total of Chapter</b>			<b>16957280</b>	<b>17956000</b>	<b>17904000</b>	<b>18717000</b>	<b>18979000</b>	<b>19149000</b>

**Current Expenditures According to Program and Activities for the Years 2020 - 2024**

Chapter : 1504 - Ministry of Finance/ Department of Lands and Survey

(In JDs)

Program : 2501 - Administration and Support Services								
Activity : 601 - Administrative and Support Services								
Group	Item	Description	Actual 2020	Estimated 2021	Re-estimated 2021	Estimated 2022	Indicative 2023	Indicative 2024
<b>21</b>		<b>Compensations of Employees</b>						
<b>2111</b>		Salaries, Wages and Allowances						
	101	Classified Employees	129995	129000	129000	118000	100000	100000
	102	Unclassified Employees	1349983	1238000	1238000	1245000	1271000	1295000
	103	Comprehensive Contract Employees	865	0	0	0	0	0
	105	Personal Cost of Living Allowance	1165509	1080000	1051000	1096000	1120000	1143000
	106	Family Cost of Living Allowance	98489	100000	100000	110000	113000	114000
	111	Additional Allowance	964886	1100000	1100000	1115000	1138000	1150000
	113	Transportation Allowance	158565	170000	170000	175000	175000	175000
	114	Transport Allowance	64993	65000	65000	65000	65000	65000
	115	Field Visit Allowance	15000	40000	40000	40000	40000	40000
	116	Employees' Bonuses	3800000	3125000	3125000	3138000	3138000	3138000
	120	Contract Employees	119965	235000	235000	295000	300000	305000
		<b>Total</b>	<b>7868250</b>	<b>7282000</b>	<b>7253000</b>	<b>7397000</b>	<b>7460000</b>	<b>7525000</b>
<b>2121</b>		Social Security Contributions						
	301	Social Security	763000	810000	810000	985000	1000000	1015000
		<b>Total</b>	<b>763000</b>	<b>810000</b>	<b>810000</b>	<b>985000</b>	<b>1000000</b>	<b>1015000</b>
<b>22</b>		<b>Use of Goods and Services</b>						
<b>2211</b>		Use of Goods and Services						
	201	Rents	70349	175000	175000	175000	175000	175000
	202	Telecommunications Services	25997	21000	21000	21000	21000	21000
	203	Water	6947	10000	10000	10000	10000	10000
	204	Electricity	155000	70000	70000	100000	128000	130000
	205	Fuels	44998	116000	116000	98000	98000	100000
		001 Heating	24999	23000	23000	28000	28000	30000
		002 Saloon vehicles	19999	93000	93000	70000	70000	70000
	206	Maintenance of Machines, furniture and accessories	39999	50000	50000	50000	50000	50000
	207	Maintenance of vehicles, equipment and accessories	11999	30000	30000	30000	30000	30000
	208	Repair and maintenance of buildings and accessories	7000	13000	13000	13000	13000	13000
	209	Stationery, Publications and Office Supplies	55665	69000	69000	69000	69000	69000
	210	Substances and raw materials (medicines, clothes, food, films, etc..)	5983	6000	6000	6000	6000	6000
	211	Cleaning services and supplies including cleaning contracts	96999	102000	102000	125000	150000	150000
	212	Insurance	24241	13000	13000	13000	13000	13000
	213	Official Travel Missions	995	5000	5000	5000	5000	5000
	214	Goods and services expenses	36940	187000	187000	188000	236000	237000
		001 Events and hospitality	2025	3000	3000	3000	2000	3000
		008 Advertisements and subscriptions	2926	6000	6000	7000	6000	6000
		013 Services, security and guarding contracts	0	125000	125000	125000	125000	125000
		108 Cases and fees	31989	50000	50000	50000	100000	100000
		121 Administrative expenses	0	3000	3000	3000	3000	3000
		<b>Total</b>	<b>583112</b>	<b>867000</b>	<b>867000</b>	<b>903000</b>	<b>1004000</b>	<b>1009000</b>
<b>28</b>		<b>Other Expenditures</b>						
<b>2821</b>		Other Current Expenditures						
	303	Scientific scholarships and training courses	4651	6000	4000	8000	8000	8000
	305	Non-Employees' Bonuses	25000	23000	23000	20000	20000	20000
		<b>Total</b>	<b>29651</b>	<b>29000</b>	<b>27000</b>	<b>28000</b>	<b>28000</b>	<b>28000</b>
		<b>Total of Activity</b>	<b>9244013</b>	<b>8988000</b>	<b>8957000</b>	<b>9313000</b>	<b>9492000</b>	<b>9577000</b>
		<b>Total of Program</b>	<b>9244013</b>	<b>8988000</b>	<b>8957000</b>	<b>9313000</b>	<b>9492000</b>	<b>9577000</b>

**Current Expenditures According to Program and Activities for the Years 2020 - 2024**

Chapter : 1504 - Ministry of Finance/ Department of Land and Survey

(In JDs)

Program : 2505 - Registration								
Activity : 601 - Validating and documenting immovable property								
Group	Item	Description	Actual 2020	Estimated 2021	Re-estimated 2021	Estimated 2022	Indicative 2023	Indicative 2024
<b>21</b>		<b>Compensations of Employees</b>						
<b>2111</b>		Salaries, Wages and Allowances						
	101	Classified Employees	154769	103000	103000	94000	80000	80000
	102	Unclassified Employees	869967	990000	990000	996000	1017000	1036000
	105	Personal Cost of Living Allowance	799957	864000	845000	877000	896000	914000
	106	Family Cost of Living Allowance	79625	80000	80000	88000	90000	92000
	111	Additional Allowance	469953	880000	880000	892000	911000	920000
	113	Transportation Allowance	94999	136000	136000	140000	140000	140000
	114	Transport Allowance	49960	52000	52000	52000	52000	52000
	115	Field Visit Allowance	30654	32000	32000	32000	32000	32000
	116	Employees' Bonuses	1449849	2500000	2500000	2510000	2510000	2510000
	120	Contract Employees	199992	188000	188000	236000	240000	244000
		<b>Total</b>	<b>4199725</b>	<b>5825000</b>	<b>5806000</b>	<b>5917000</b>	<b>5968000</b>	<b>6020000</b>
<b>2121</b>		Social Security Contributions						
	301	Social Security	650000	648000	648000	788000	800000	812000
		<b>Total</b>	<b>650000</b>	<b>648000</b>	<b>648000</b>	<b>788000</b>	<b>800000</b>	<b>812000</b>
<b>22</b>		<b>Use of Goods and Services</b>						
<b>2211</b>		Use of Goods and Services						
	201	Rents	174387	140000	140000	140000	140000	140000
	202	Telecommunications Services	10901	17000	17000	17000	17000	17000
	203	Water	3955	8000	8000	8000	8000	8000
	204	Electricity	70000	100000	100000	100000	102000	104000
	205	Fuels	31969	48000	48000	78000	79000	80000
		001 Heating	6970	18000	18000	22000	23000	24000
		002 Saloon vehicles	24999	30000	30000	56000	56000	56000
	206	Maintenance of Machines, furniture and accessories	11000	40000	40000	40000	40000	40000
	207	Maintenance of vehicles, equipment and accessories	16000	24000	24000	24000	24000	24000
	208	Repair and maintenance of buildings and accessories	7999	10000	10000	10000	10000	10000
	209	Stationery, Publications and Office Supplies	44921	55000	55000	55000	55000	55000
	210	Substances and raw materials (medicines, clothes, food, films, etc.)	7977	4000	4000	4000	4000	4000
	211	Cleaning services and supplies including cleaning contracts	74799	82000	82000	120000	120000	120000
	212	Insurance	0	10000	10000	10000	10000	10000
	213	Official Travel Missions	3768	4000	4000	4000	4000	4000
	214	Goods and services expenses	4999	149000	149000	189000	189000	189000
		001 Events and hospitality	0	2000	2000	2000	2000	2000
		008 Advertisements and subscriptions	2999	5000	5000	5000	5000	5000
		013 Services, security and guarding contracts	0	100000	100000	100000	100000	100000
		108 Cases and fees	0	40000	40000	80000	80000	80000
		121 Administrative expenses	2000	2000	2000	2000	2000	2000
		<b>Total</b>	<b>462675</b>	<b>691000</b>	<b>691000</b>	<b>799000</b>	<b>802000</b>	<b>805000</b>
<b>28</b>		<b>Other Expenditures</b>						
<b>2821</b>		Other Current Expenditures						
	303	Scientific scholarships and training courses	0	2000	1000	6000	6000	6000
	305	Non-Employees' Bonuses	0	10000	10000	16000	16000	16000
		<b>Total</b>	<b>0</b>	<b>12000</b>	<b>11000</b>	<b>22000</b>	<b>22000</b>	<b>22000</b>
		<b>Total of Activity</b>	<b>5312400</b>	<b>7176000</b>	<b>7156000</b>	<b>7526000</b>	<b>7592000</b>	<b>7659000</b>
		<b>Total of Program</b>	<b>5312400</b>	<b>7176000</b>	<b>7156000</b>	<b>7526000</b>	<b>7592000</b>	<b>7659000</b>

**Current Expenditures According to Program and Activities for the Years 2020 - 2024**

Chapter : 1504 - Ministry of Finance/ Department of Lands and Survey

(In JDs)

Program : 2510 - Survey Services and State Property								
Activity : 601 - Surveying, verifying and documenting the real estate map and State's property								
Group	Item	Description	Actual 2020	Estimated 2021	Re-estimated 2021	Estimated 2022	Indicative 2023	Indicative 2024
<b>21</b>		<b>Compensations of Employees</b>						
<b>2111</b>		Salaries, Wages and Allowances						
	101	Classified Employees	9999	25000	25000	23000	20000	20000
	102	Unclassified Employees	244933	248000	248000	249000	254000	259000
	105	Personal Cost of Living Allowance	199811	216000	216000	219000	224000	228000
	106	Family Cost of Living Allowance	16000	20000	20000	22000	22000	23000
	111	Additional Allowance	239800	220000	220000	223000	228000	230000
	113	Transportation Allowance	24990	34000	34000	35000	35000	35000
	114	Transport Allowance	15000	13000	13000	13000	13000	13000
	115	Field Visit Allowance	24923	8000	8000	8000	8000	8000
	116	Employees' Bonuses	999807	625000	625000	627000	627000	627000
	120	Contract Employees	119961	47000	47000	59000	60000	61000
		<b>Total</b>	<b>1895224</b>	<b>1456000</b>	<b>1456000</b>	<b>1478000</b>	<b>1491000</b>	<b>1504000</b>
<b>2121</b>		Social Security Contributions						
	301	Social Security	300000	162000	162000	197000	200000	203000
		<b>Total</b>	<b>300000</b>	<b>162000</b>	<b>162000</b>	<b>197000</b>	<b>200000</b>	<b>203000</b>
<b>22</b>		<b>Use of Goods and Services</b>						
<b>2211</b>		Use of Goods and Services						
	201	Rents	21000	35000	35000	35000	35000	35000
	202	Telecommunications Services	4906	4000	4000	4000	4000	4000
	203	Water	3420	2000	2000	2000	2000	2000
	204	Electricity	41901	25000	25000	25000	25000	26000
	205	Fuels	42684	11000	11000	19000	20000	21000
		001 Heating	13000	4000	4000	5000	6000	7000
		002 Saloon vehicles	29684	7000	7000	14000	14000	14000
	206	Maintenance of Machines, furniture and accessories	33992	10000	10000	10000	10000	10000
	207	Maintenance of vehicles, equipment and accessories	15988	6000	6000	6000	6000	6000
	208	Repair and maintenance of buildings and accessories	7973	2000	2000	2000	2000	2000
	209	Stationery, Publications and Office Supplies	9999	13000	13000	13000	13000	13000
	210	Substances and raw materials (medicines, clothes, food, films, etc..)	7957	1000	1000	1000	1000	1000
	211	Cleaning services and supplies including cleaning contracts	9924	20000	20000	30000	30000	30000
	212	Insurance	0	2000	2000	2000	2000	2000
	213	Official Travel Missions	965	1000	1000	1000	1000	1000
	214	Goods and services expenses	4934	38000	38000	48000	48000	48000
		001 Events and hospitality	0	1000	1000	1000	1000	1000
		008 Advertisements and subscriptions	3934	1000	1000	1000	1000	1000
		013 Services, security and guarding contracts	0	25000	25000	25000	25000	25000
		108 Cases and fees	0	10000	10000	20000	20000	20000
		121 Administrative expenses	1000	1000	1000	1000	1000	1000
		<b>Total</b>	<b>205643</b>	<b>170000</b>	<b>170000</b>	<b>198000</b>	<b>199000</b>	<b>201000</b>
<b>28</b>		<b>Other Expenditures</b>						
<b>2821</b>		Other Current Expenditures						
	303	Scientific scholarships and training courses	0	2000	1000	1000	1000	1000
	305	Non-Employees' Bonuses	0	2000	2000	4000	4000	4000
		<b>Total</b>	<b>0</b>	<b>4000</b>	<b>3000</b>	<b>5000</b>	<b>5000</b>	<b>5000</b>
		<b>Total of Activity</b>	<b>2400867</b>	<b>1792000</b>	<b>1791000</b>	<b>1878000</b>	<b>1895000</b>	<b>1913000</b>
		<b>Total of Program</b>	<b>2400867</b>	<b>1792000</b>	<b>1791000</b>	<b>1878000</b>	<b>1895000</b>	<b>1913000</b>
		<b>Total of Chapter</b>	<b>16957280</b>	<b>17956000</b>	<b>17904000</b>	<b>18717000</b>	<b>18979000</b>	<b>19149000</b>

# Overall Summary of Capital Expenditures for the Years 2020 - 2024

Chapter : 1504 Ministry of Finance/ Department of Lands and Survey

( In JDs )

Group	Item	Description	Actual 2020	Estimated 2021	Re-estimated 2021	Estimated 2022	Indicative 2023	Indicative 2024
		<b>Expenditures</b>						
22		Use of Goods and Services						
2211		Use of Goods and Services						
	510	Buildings and facilities repair and maintenance	50000	50000	50000	55000	50000	20000
	512	Operating and Sustaining Expenditures	912879	893000	698000	880000	800000	780000
		<b>Total</b>	<b>962879</b>	<b>943000</b>	<b>748000</b>	<b>935000</b>	<b>850000</b>	<b>800000</b>
28		<b>Other Expenditures</b>						
2822		Other Capital Expenditures						
	504	Studies, Research and Consultations	30000	0	0	0	0	0
		<b>Total</b>	<b>30000</b>	<b>0</b>	<b>0</b>	<b>0</b>	<b>0</b>	<b>0</b>
		<b>Fixed Assets</b>						
31		<b>Non-financial Assets</b>						
3111		Buildings and Constructions						
	508	Works and Constructions	199999	240000	230000	280000	950000	400000
	513	Buildings	90000	0	0	0	0	0
		<b>Total</b>	<b>289999</b>	<b>240000</b>	<b>230000</b>	<b>280000</b>	<b>950000</b>	<b>400000</b>
3112		Devices, Machinery and Equipment						
	505	Equipment, Machines and Devices	249969	380000	290000	385000	330000	330000
		<b>Total</b>	<b>249969</b>	<b>380000</b>	<b>290000</b>	<b>385000</b>	<b>330000</b>	<b>330000</b>
3122		Inventories						
	503	Materials and supplies	12000	45000	40000	15000	15000	15000
		<b>Total</b>	<b>12000</b>	<b>45000</b>	<b>40000</b>	<b>15000</b>	<b>15000</b>	<b>15000</b>
		<b>Total of Chapter</b>	<b>1544847</b>	<b>1608000</b>	<b>1308000</b>	<b>1615000</b>	<b>2145000</b>	<b>1545000</b>



# Capital Expenditures According to Program and Projects for the Years 2020 - 2024

Chapter : 1504 Ministry of Finance/ Department of Lands and Survey

( In JDs )

Program 2501 Administration and Support Services								
Project		001 Project of improving the services quality and methods of their provision						
Fund Source		102001 Capital (Treasury)						
Group	Item	Description	Actual 2020	Estimated 2021	Re-estimated 2021	Estimated 2022	Indicative 2023	Indicative 2024
22		<b>Use of Goods and Services</b>						
2211		Use of Goods and Services						
	510	Buildings and facilities repair and maintenance						
	008	Buildings and facilities maintenance	50000	0	0	0	0	0
	009	Buildings repair and renovation	0	50000	50000	55000	50000	20000
		<b>Total of Item</b>	50000	50000	50000	55000	50000	20000
	512	Operating and Sustaining Expenditures						
	012	Subscriptions, insurances	0	80000	80000	150000	150000	150000
	013	Services contracts	200000	0	0	0	0	0
	015	Operating systems and software	0	20000	20000	20000	20000	20000
	016	Software licenses	50000	100000	100000	140000	100000	80000
		<b>Total of Item</b>	250000	200000	200000	310000	270000	250000
28		<b>Other Expenditures</b>						
2822		Other Capital Expenditures						
	504	Studies, Research and Consultations						
	007	Institutional work development studies	10000	0	0	0	0	0
	017	Construction studies	20000	0	0	0	0	0
		<b>Total of Item</b>	30000	0	0	0	0	0
31		<b>Non-financial Assets</b>						
3112		Devices, Machinery and Equipment						
	505	Equipment, Machines and Devices						
	001	Computers and accessories	0	20000	20000	25000	20000	20000
	003	Office supplies and equipment	0	5000	5000	5000	5000	5000
		<b>Total of Item</b>	0	25000	25000	30000	25000	25000
3122		Inventories						
	503	Materials and supplies						
	001	Computer supplies and accessories	0	5000	5000	5000	5000	5000
		<b>Total of Item</b>	0	5000	5000	5000	5000	5000
		<b>Total of Project / Treasury</b>	330000	280000	280000	400000	350000	300000
Project		002 Enhancing and Developing the Institutional Capabilities and Computerization						
Fund Source		102001 Capital (Treasury)						
Group	Item	Description	Actual 2020	Estimated 2021	Re-estimated 2021	Estimated 2022	Indicative 2023	Indicative 2024
22		<b>Use of Goods and Services</b>						
2211		Use of Goods and Services						
	512	Operating and Sustaining Expenditures						
	012	Subscriptions, insurances	49999	0	0	0	0	0
	015	Operating systems and software	20000	0	0	0	0	0
	016	Software licenses	47995	0	0	0	0	0
		<b>Total of Item</b>	117994	0	0	0	0	0
31		<b>Non-financial Assets</b>						
3112		Devices, Machinery and Equipment						
	505	Equipment, Machines and Devices						
	001	Computers and accessories	19999	0	0	0	0	0
		<b>Total of Item</b>	19999	0	0	0	0	0
3122		Inventories						
	503	Materials and supplies						
	001	Computer supplies and accessories	7000	0	0	0	0	0
		<b>Total of Item</b>	7000	0	0	0	0	0
		<b>Total of Project / Treasury</b>	144993	0	0	0	0	0

# Capital Expenditures According to Program and Projects for the Years 2020 - 2024

Chapter : 1504 Ministry of Finance/ Department of Lands and Survey

( In JDs )

Program 2501 Administration and Support Services								
Project		004 Use of Solar Energy Project						
Fund Source		102001 Capital (Treasury)						
Group	item	Description	Actual 2020	Estimated 2021	Re-estimated 2021	Estimated 2022	Indicative 2023	Indicative 2024
31		<b>Non-financial Assets</b>						
3112		Devices, Machinery and Equipment						
	505	Equipment, Machines and Devices						
	068	Solar cells generating the electric energy	149970	150000	100000	150000	150000	150000
		<b>Total of Item</b>	149970	150000	100000	150000	150000	150000
		<b>Total of Project / Treasury</b>	149970	150000	100000	150000	150000	150000
Project		005 Shifting the land plates						
Fund Source		102001 Capital (Treasury)						
Group	item	Description	Actual 2020	Estimated 2021	Re-estimated 2021	Estimated 2022	Indicative 2023	Indicative 2024
22		<b>Use of Goods and Services</b>						
2211		Use of Goods and Services						
	512	Operating and Sustaining Expenditures						
	012	Subscriptions, insurances	0	100000	80000	100000	60000	60000
	015	Operating systems and software	0	20000	15000	20000	20000	20000
	016	Software licenses	0	148000	98000	65000	65000	65000
		<b>Total of Item</b>	0	268000	193000	185000	145000	145000
31		<b>Non-financial Assets</b>						
3112		Devices, Machinery and Equipment						
	505	Equipment, Machines and Devices						
	001	Computers and accessories	0	100000	80000	100000	50000	50000
		<b>Total of Item</b>	0	100000	80000	100000	50000	50000
3122		Inventories						
	503	Materials and supplies						
	001	Computer supplies and accessories	0	30000	25000	5000	5000	5000
		<b>Total of Item</b>	0	30000	25000	5000	5000	5000
		<b>Total of Project / Treasury</b>	0	398000	298000	290000	200000	200000
		<b>Total of Program</b>	624963	828000	678000	840000	700000	650000

# Capital Expenditures According to Program and Projects for the Years 2020 - 2024

Chapter : 1504 Ministry of Finance/ Department of Lands and Survey

( In JDs )

Group		item	Description	Actual 2020	Estimated 2021	Re-estimated 2021	Estimated 2022	Indicative 2023	Indicative 2024
<b>Program 2505 Registration</b>									
<b>Project</b>		004 Real Estate Data Improvement and Archiving Project							
<b>Fund Source</b>		102001 Capital (Treasury)							
<b>Use of Goods and Services</b>									
22		Use of Goods and Services							
2211		Use of Goods and Services							
512		Operating and Sustaining Expenditures							
014		Archiving and documentation							
015		Operating systems and software							
		<b>Total of Item</b>							
31		<b>Non-financial Assets</b>							
3112		Devices, Machinery and Equipment							
505		Equipment, Machines and Devices							
003		Office supplies and equipment							
		<b>Total of Item</b>							
3122		Inventories							
503		Materials and supplies							
020		Office supplies							
		<b>Total of Item</b>							
		<b>Total of Project / Treasury</b>							
<b>Project 005 Purchasing a building for Deir Abi Said lands registration directorate</b>									
<b>Fund Source</b>		102001 Capital (Treasury)							
<b>Non-financial Assets</b>									
31		<b>Non-financial Assets</b>							
3111		Buildings and Constructions							
513		Buildings							
001		Buildings expropriation and purchase							
		<b>Total of Item</b>							
		<b>Total of Project / Treasury</b>							
<b>Project 701 Constructing a building for Al Shoneh Al Janobeah Land Registration Directorate / Balqa' Governorate</b>									
<b>Fund Source</b>		102001 Capital (Treasury)							
<b>Non-financial Assets</b>									
31		<b>Non-financial Assets</b>							
3111		Buildings and Constructions							
508		Works and Constructions							
013		Construction of buildings							
		<b>Total of Item</b>							
		<b>Total of Project / Treasury</b>							
<b>Project 703 Establishing buildings and land offices in Ma'an governorate</b>									
<b>Fund Source</b>		102001 Capital (Treasury)							
<b>Non-financial Assets</b>									
31		<b>Non-financial Assets</b>							
3111		Buildings and Constructions							
508		Works and Constructions							
013		Construction of buildings							
		<b>Total of Item</b>							
		<b>Total of Project / Treasury</b>							

# Capital Expenditures According to Program and Projects for the Years 2020 - 2024

Chapter : 1504 Ministry of Finance/ Department of Lands and Survey

( In JDs )

Program		2505 Registration						
Project		705 Constructing a building for Land Registration Directorate / Aqaba Governorate						
Fund Source		102001 Capital (Treasury)						
Group	item	Description	Actual 2020	Estimated 2021	Re-estimated 2021	Estimated 2022	Indicative 2023	Indicative 2024
31		<b>Non-financial Assets</b>						
3111		Buildings and Constructions						
	508	Works and Constructions						
	013	Construction of buildings	0	40000	30000	250000	650000	0
		<b>Total of Item</b>	0	40000	30000	250000	650000	0
		<b>Total of Project / Treasury</b>	0	40000	30000	250000	650000	0
		<b>Total of Program</b>	364999	340000	330000	375000	1045000	495000

# Capital Expenditures According to Program and Projects for the Years 2020 - 2024

Chapter : 1504 Ministry of Finance/ Department of Lands and Survey

( In JDs )

Program 2510 Survey Services and State Property								
Project		001 Survey of encroachments upon the State property						
Fund Source		102001 Capital (Treasury)						
Group	Item	Description	Actual 2020	Estimated 2021	Re-estimated 2021	Estimated 2022	Indicative 2023	Indicative 2024
22		Use of Goods and Services						
2211		Use of Goods and Services						
	512	Operating and Sustaining Expenditures						
	012	Subscriptions, insurances	269886	270000	160000	270000	270000	270000
	013	Services contracts	139999	0	0	0	0	0
	016	Software licenses	75000	75000	65000	35000	35000	35000
		<b>Total of Item</b>	484885	345000	225000	305000	305000	305000
31		Non-financial Assets						
3112		Devices, Machinery and Equipment						
	505	Equipment, Machines and Devices						
	008	Survey devices	70000	80000	60000	80000	80000	80000
	019	Communications devices	0	10000	10000	10000	10000	10000
	055	Technical devices	0	5000	5000	5000	5000	5000
		<b>Total of Item</b>	70000	95000	75000	95000	95000	95000
		<b>Total of Project / Treasury</b>	554885	440000	300000	400000	400000	400000
		<b>Total of Program</b>	554885	440000	300000	400000	400000	400000
		<b>Total of Chapter</b>	1544847	1608000	1308000	1615000	2145000	1545000