

Chapter : 1110 Judiciary Council

Creation:

- The judicial authority is originated in Jordan at the first years of establishing the Emirate of Transjordan, which is one of the three authorities in the state working on realizing the full justice and protecting rights and duties through ensuring the application of rule of law principle.
- The Jordanian Constitution stipulates that the judicial authority shall be assumed by the courts of all types and degrees and to make judgements as per law in the name of His Majesty the King.
- Judges are independent and no authority over them in their judgements. The Jordanian Judicial Council which represents the top of this authority assumes all their affairs.

Vision : An independent judicial authority that safeguards justice, and ensures the rights and freedoms.

Mission: Judicial authority achieves justice, with its pillar the Rule of Law and contributes to providing appropriate judicial environment and integration with partners to support the reform and comprehensive development efforts.

Legal Framework : Independence of the Judiciary Law No.(29) for the year 2014 and amendments thereto and regulations made thereunder, and Judicial Institute's Bylaw No. (49) of 2020.

Tasks of the Ministry / Department:

- _ Develop the works of the judiciary to achieve full justice and good applying the rule of law principle.
- _ Give opinion on the legislations related to the judiciary and submitting suggestions thereon.
- _ Endorse the annual report on the status and progress work of courts
- _ Consider judges affairs, their appointment, promotion, discipline, transfer, assignment secondment and termination in accordance with the provisions of the law.

Ministry/Department Contribution to the Achievement of the National Objectives:

- _ Consolidate the State of law, achieve full justice and promote the principles of equal opportunity, transparency and protection of rights and freedoms.

Major Issues and Challenges which face the Ministry / Department:

- _ Provide financial autonomy for affairs of the Judiciary Council to meet its needs and achieve the requirements of its independence.
- _ The need to strengthen the role assigned to the Judiciary Council according to provisions of the constitution.
- _ The need to secure job stability requirements for judges and improve their career conditions by supporting the council's budget with the necessary financial allocations.
- _ Increased number of cases received by courts and the limited number of judges.
- _ Lack of trained and qualified administrative personnel supporting judges.
- _ The buildings are not prepared as courts.
- _ Lack of resources and logistics.

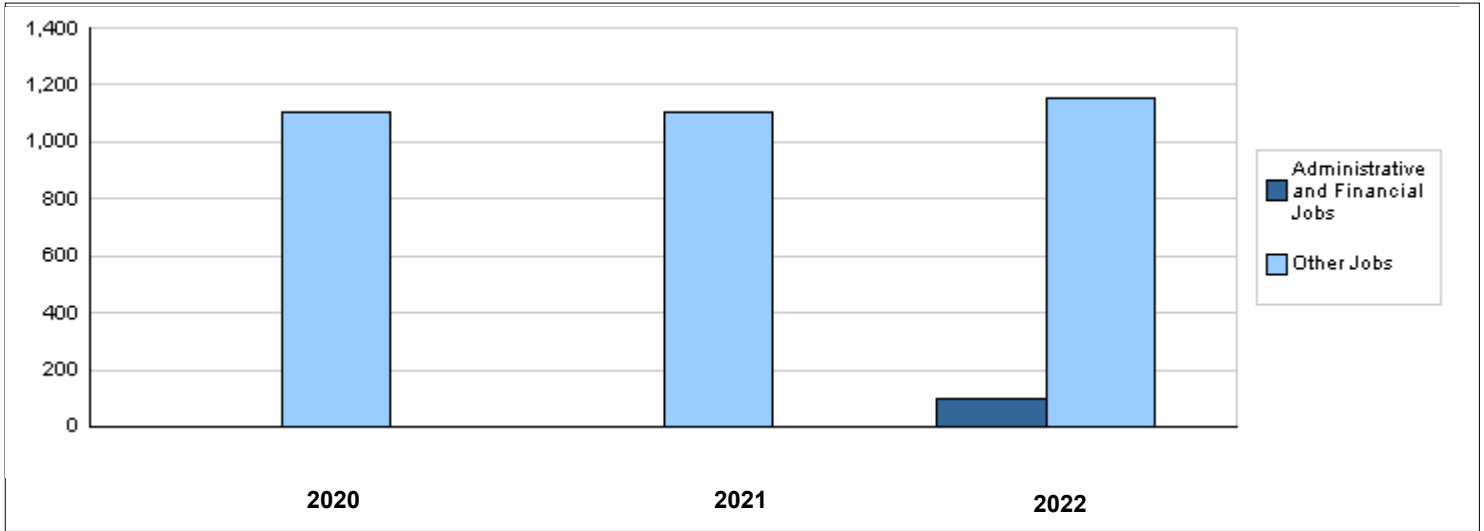
CHAPTER : 1110 Judiciary Council

Strategic Objectives and Performance Indicators of the Ministry / Department

Strategic Objective	Performance Indicator	Base year	Value	Actual Value	Target Value	Preliminary Self Evaluation	Target Value		
				2020	2021	2021	2022	2023	2024
1 - To strengthen the independence of the judiciary.	1 Number of judicial appointments	2016	16	96	48	87	80	85	90
	2 Number of active administrative units in the General Secretariat	2018	3	5	5	6	6	7	8
	3 Number of courses for staff assigned to do administrative works with the units	2018	10	10	15	10	15	15	15
	4 Number of electronic programs applied to automate the works of the General Secretariat, the judicial inspection directorate and the Judiciary Institute	2020	-	-	3	-	3	3	5
	5 Number of court inspectors to support the improvement of the judiciary inspection outputs	2018	7	10	12	10	12	13	14
	6 Number of inspection visits to courts	2018	116	207	168	230	235	240	245
2 - To raise the institutional capacities and develop the cognitive skills of judges	1 Number of judges specially trained annually	2018	647	856	860	860	865	870	875
	2 Number of courses held in the field of judicial leadership rehabilitation	2018	-	4	6	4	6	6	6
	3 Number of courses held using remote training techniques (distance learning)	2019	2	4	12	12	12	14	15
	4 Number of courses which target the inspectors	2019	2	2	3	2	3	3	3
	5 Number of electronic subscriptions in the electronic library / judiciary institute	2020	-	2	4	2	4	5	6
	6 Number of specialized judicial chambers	2019	15	60	30	85	85	85	85
	7 Number of procedural manuals to unify the procedures of Courts and Executive Departments	2019	-	2	4	3	4	4	5
	8 Number of remarkable judicial research	2020	-	-	6	3	6	6	6
	9 Number of courses which target members of the Public Prosecution	2018	5	15	12	15	15	15	15
3 - To guarantee fair trials and achieve full justice	1 Number of training courses on community sentences, legal aid, mediation and case administration	2019	-	-	15	15	15	15	15
4 - To contribute to enhancing public confidence in the rule of law and institutionalizing the judiciary's relationships with partners.	1 Number of manuals and awareness campaigns on the work of the judiciary	2020	-	-	4	1	4	4	4
	2 Percentage of complaints received that were closed	2020	-	60%	70%	80%	75%	80%	85%
	3 Number of courses held in the field of media and awareness in partnership with stakeholders	2018	-	-	4	1	3	4	4

Number of Staff of the Ministry / Department

Group	Job	2020			2021			Preliminary 2022		
		Male	Female	Total	Male	Female	Total	Male	Female	Total
Administrative and Financial Jobs		0	0	0	0	0	0	55	45	100
Other Jobs	Judges	853	253	1106	853	253	1106	877	279	1156
Total		853	253	1106	853	253	1106	932	324	1256
Total Cost of Salaries		21370337	6338447	27708784	21538636	6388364	27927000	22847357	7942643	30790000



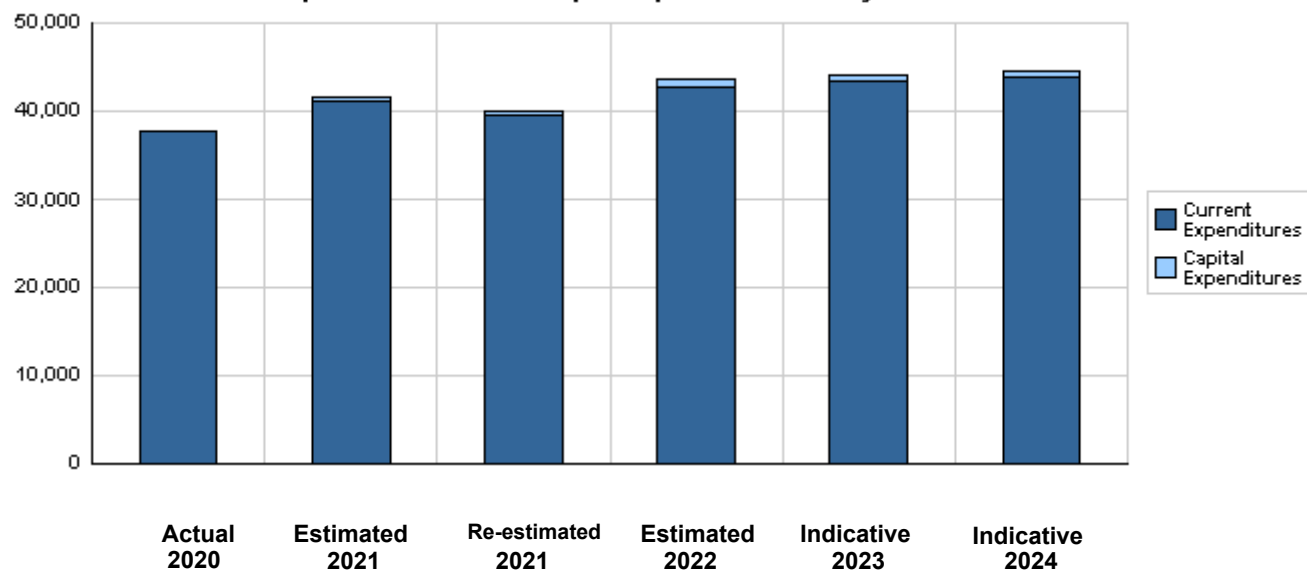
**Overall Summary of Expenditures for Chapter 1110- Judiciary Council
for the Years 2020 - 2024**

(In JDs)

Description		Actual 2020	Estimated 2021	Re-estimated 2021	Estimated 2022	Indicative 2023 2024	
Group	Current Expenditures						
2111	Salaries, Wages and Allowances	27,580,490	29,085,000	27,727,000	30,399,000	30,851,000	31,310,000
2121	Social Security Contributions	128,294	400,000	200,000	391,000	400,000	410,000
2211	Use of Goods and Services	167,402	406,000	350,000	406,000	458,000	460,000
2511	Subsidies to Public Corporations	9,860,532	10,550,000	10,550,000	10,750,000	11,000,000	11,000,000
2821	Other Current Expenditures	17,783	685,000	685,000	735,000	785,000	785,000
3112	Devices, Machinery and Equipment	1,832	0	0	0	0	0
3113	Other Fixed Assets	999	0	0	0	0	0
Total current expenditures		37,757,332	41,126,000	39,512,000	42,681,000	43,494,000	43,965,000
		Capital Expenditures					
2211	Use of Goods and Services	59,783	50,000	30,000	220,000	230,000	250,000
3111	Buildings and Constructions	0	272,000	272,000	448,000	30,000	30,000
3112	Devices, Machinery and Equipment	11,787	135,000	80,000	175,000	225,000	305,000
3113	Other Fixed Assets	0	20,000	10,000	0	0	0
Total capital expenditures		71,570	477,000	392,000	843,000	485,000	585,000
Treasury		71,570	477,000	392,000	843,000	485,000	585,000
Total current and capital expenditures		37,828,902	41,603,000	39,904,000	43,524,000	43,979,000	44,550,000

(Thousands of JDs)

Graph of the current and capital expenditures for the years 2020 - 2024

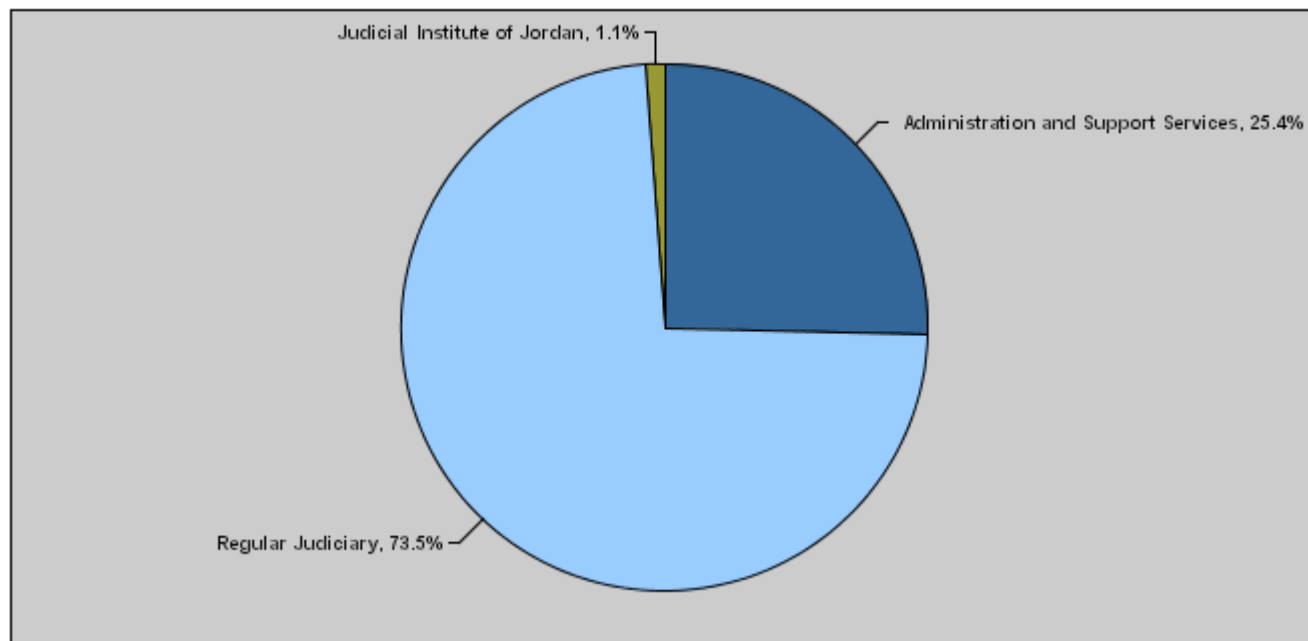


**Budget of Chapter 1110 - Judiciary Council
For the Year 2022 Distributed According to Program**

(In JDs)

Prog.	Description	Current Expenditures	Capital Expenditures	Total Expenditures
6020	Administration and Support Services	11,063,000	0	11,063,000
6021	Regular Judiciary	31,355,000	618,000	31,973,000
6022	Judicial Institute of Jordan	263,000	225,000	488,000
	Total	42,681,000	843,000	43,524,000

Total Expenditures for the Year 2022 Distributed According to Programs



Estimated Allocations for Females distributed according to Programs for the Years 2020 - 2024

Program	2020	2021	2022	2023	2024
6020 Administration and Support Services	2281000	2452000	2613000	2620000	2632000
6021 Regular Judiciary	6373000	6579000	7223000	7323000	7419000
6022 Judicial Institute of Jordan	30300	270000	281000	293000	354000
Total	8684300	9301000	10117000	10236000	10405000

Budget Chapter 1110 - Judiciary Council Distributed According to the Program

6020	Administration and Support Services Program
-------------	--

Objective of the program :

The program aims to secure the financial allocations necessary to sustain and facilitate the work of the Judicial Council affairs and provide the staff to manage the Council affairs.

The strategic objective related to the program :

To strengthen the independence of the judiciary.

Directorates associated with the program :

- 1- Judges Affairs Directorate
- 2- Administrative and Financial Affairs Directorate
- 3- Judicial Institute of Jordan

Services provided by the program :

Provide the financial allocations and organize the administrative affairs of the Judicial Council

Staff working in the program :

The program is implemented through a functional staff assigned by the Ministry of Justice

Key Performance Indicators for Program

	Performance Measurement Indicator	Base Year	Value	Actual value	Target Value	Preliminary Self Evaluation	Target Value		
				2020	2021		2021	2022	2023
1	Percentage of staff who have obtained training courses to total staff	2019	40%	40%	60%	70%	70%	70%	70%
2	Number of courses for employees of the administrative units and the institute	2019	-	-	15	10	15	15	15

Appropriations Of Administration and Support Services Program as Per Activities and Projects.

(In JDs)

Activities and Projects	Actual	Estimated	Re-estimated	Estimated	Indicative	
	2020	2021	2021	2022	2023	2024
Current Expenditures	9,916,811	10,665,000	10,661,000	11,063,000	11,392,000	11,443,000
601 Council Affairs	56,279	115,000	111,000	313,000	392,000	443,000
602 Social Solidarity Find for Judges	9,860,532	10,550,000	10,550,000	10,750,000	11,000,000	11,000,000
Capital Expenditures	0	0	0	0	0	0
Program / Treasury	0	0	0	0	0	0
Total Program	9,916,811	10,665,000	10,661,000	11,063,000	11,392,000	11,443,000

Budget Chapter 1110 - Judiciary Council Distributed According to the Program

6021	Regular Judiciary Program
Objective of the program :	
The program aims to provide the judiciary with a sufficient number of specialized judges, reduce the duration of litigation and provide the necessary data through the technical office.	
The strategic objective related to the program :	
To strengthen the independence of the judiciary, ensure a fair trial, achieve full justice, contribute to strengthening public confidence in the rule of law and institutionalize the judiciary's relationships with partners	
Directorates associated with the program :	
<ul style="list-style-type: none"> - Judicial Council - Public Prosecution - Technical Offices - General Secretariat of the Judicial Council - Courts - Judicial Inspection Directorate 	
Services provided by the program :	
<ul style="list-style-type: none"> - Provide judiciary with a sufficient number of qualified and trained judges. - Improve quality of court judgements and procedures. - Reduce the length of litigation. 	
Staff working in the program :	
The program is implemented through a functional staff in 2021 estimated with (1106) staff, including (853) males and (253) females .	

Key Performance Indicators for Program									
	Performance Measurement Indicator	Base Year	Value	Actual value	Target Value	Preliminary Self Evaluation	Target Value		
				2020	2021		2021	2022	2023
1	Number of recruitment according to new standards and procedures	2016	20	16	48	101	50	80	80
2	Number of judges who have been appointed to the criminal and rights chambers in courts	2017	92	300	340	340	350	370	390
3	Number of students polarized within the future judges program	2020	-	-	10	-	10	15	20
4	Number of awareness programs in the field of media and legal awareness	2018	-	-	4	1	4	4	4
5	Number of apartments for working judges in Irbid Governorate	2020	-	-	8	10	4	4	4
6	Number of apartments for working judges in the capital Governorate	2020	-	-	12	-	12	14	16
7	Number of apartments for judges in Ma'an Governorate	2020	-	-	4	-	4	6	8
8	Percentage of automated works in the council's administrative units out of its overall total works.	2020	-	-	25%	-	25%	25%	25%

Appropriations Of Regular Judiciary Program as Per Activities and Projects.							(In JDs)	
Activities and Projects		Actual 2020	Estimated 2021	Re-estimated 2021	Estimated 2022	Indicative		
						2023	2024	
Current Expenditures		27,708,784	30,160,000	28,602,000	31,355,000	31,838,000	32,257,000	
601	Statutory litigation	27,708,784	30,160,000	28,602,000	31,355,000	31,838,000	32,257,000	
Capital Expenditures		71,570	272,000	272,000	618,000	260,000	260,000	
001	Promoting and developing efficiency of the judiciary	59,783	0	0	0	0	0	
002	E-learning and Distance Learning	11,787	0	0	0	0	0	
004	Awareness-raising and media	0	0	0	45,000	55,000	55,000	
005	Enhancing the infrastructure to computerize the Council	0	0	0	125,000	175,000	175,000	
006	Purchasing a functional housing for judges	0	272,000	272,000	418,000	0	0	
007	Establishing a judges club	0	0	0	30,000	30,000	30,000	
Program / Treasury		71,570	272,000	272,000	618,000	260,000	260,000	
Total Program		27,780,354	30,432,000	28,874,000	31,973,000	32,098,000	32,517,000	

Budget Chapter 1110 - Judiciary Council Distributed According to the Program

6022	Judicial Institute of Jordan Program
-------------	---

Objective of the program :

The program aims to contribute to the development of plans and strategies aimed at improving the judicial system, as well as exchange experiences and technical and academic cooperation between the institute and various legal and judicial institutions and commissions.

The strategic objective related to the program :

To increase the institutional capacities and develop the cognitive skills of judges

Directorates associated with the program :

- 1- Judicial Council
- 2- Judicial Institute of Jordan
- 3- Specialized Training Unit / General Secretariat of the Judicial Council
- 4 - Judicial Inspection Directorate

Services provided by the program :

- Contribute to setting up strategies and plans aiming at promoting the performance level of judges public prosecutors.
- Develop and improve the efficiency of judges and their assistants through ongoing specialized internal and external training and develop their scientific research talent.
- Exchange international technical and academic cooperation and experiences between the Judicial Institute and the Arab and international judicial and rights organizations, commissions and institutes.
- Select the outstanding students from the general secondary students and law colleges graduates from both genders as per transparent and declared principles and standards and prepare them to become judges with the highest degrees of professional and legal competence.

Staff working in the program :

The program is implemented through staff assigned by the Ministry of Justice

Key Performance Indicators for Program

Performance Measurement Indicator	Base Year	Value	Actual value	Target Value	Preliminary Self Evaluation	Target Value		
			2020	2021		2021	2022	2023
1 Percentage of judges trained in specialized programs, excluding higher level judges	2018	84.3%	64%	80%	80%	85%	85%	85%
2 Number of judges who have been appointed to the criminal and rights chambers in courts	2020	26	-	35	26	80	80	80
3 Percentage of parts completed by the Judicial Institute in line with international standards for persons with specific needs from all parts of the ins	2020	-	-	50%	-	50%	25%	25%

Appropriations Of Judicial Institute of Jordan Program as Per Activities and Projects.

(In JDs)

Activities and Projects	Actual	Estimated	Re-estimated	Estimated	Indicative	
	2020	2021	2021	2022	2023	2024
Current Expenditures	131,737	301,000	249,000	263,000	264,000	265,000
601 Training of judges	131,737	301,000	249,000	263,000	264,000	265,000
Capital Expenditures	0	205,000	120,000	225,000	225,000	325,000
001 Promoting and developing efficiency of the judiciary	0	125,000	75,000	125,000	125,000	170,000
002 E-learning and Distance Learning	0	50,000	25,000	50,000	50,000	100,000
003 E-library	0	30,000	20,000	50,000	50,000	55,000
Program / Treasury	0	205,000	120,000	225,000	225,000	325,000
Total Program	131,737	506,000	369,000	488,000	489,000	590,000

Chapter : 1110 Judiciary Council

(In JDs)

Current Activities Appropriations According to Program								
Prog.	Activites		Actual	Estimated	Re-estimated	Estimated	Indicative	Indicative
			2020	2021	2021	2022	2023	2024
6020	601	Council Affairs	56279	115000	111000	313000	392000	443000
	602	Social Solidarity Find for Judges	9860532	10550000	10550000	10750000	11000000	11000000
		Total of Program	9916811	10665000	10661000	11063000	11392000	11443000
6022	601	Training of judges	131737	301000	249000	263000	264000	265000
		Total of Program	131737	301000	249000	263000	264000	265000
6021	601	Statutory litigation	27708784	30160000	28602000	31355000	31838000	32257000
		Total of Program	27708784	30160000	28602000	31355000	31838000	32257000
		Total	37757332	41126000	39512000	42681000	43494000	43965000

Capital Projects Appropriations According to Program								
Prog.	Projects		Actual	Estimated	Re-estimated	Estimated	Indicative	Indicative
			2020	2021	2021	2022	2023	2024
6022	001	Promoting and developing efficiency of the judiciary	0	125000	75000	125000	125000	170000
	002	E-learning and Distance Learning	0	50000	25000	50000	50000	100000
	003	E-library	0	30000	20000	50000	50000	55000
		Total of Program	0	205000	120000	225000	225000	325000
6021	001	Promoting and developing efficiency of the judiciary	59783	0	0	0	0	0
	002	E-learning and Distance Learning	11787	0	0	0	0	0
	004	Awareness-raising and media	0	0	0	45000	55000	55000
	005	Enhancing the infrastructure to computerize the Council	0	0	0	125000	175000	175000
	006	Purchasing a functional housing for judges	0	272000	272000	418000	0	0
	007	Establishing a judges club	0	0	0	30000	30000	30000
		Total of Program	71570	272000	272000	618000	260000	260000
		Total	71570	477000	392000	843000	485000	585000

Overall Summary of Current Expenditures for the Years 2020 - 2024

Chapter: 1110 Judiciary Council

(In JDs)

Group	Item	Description	Actual 2020	Estimated 2021	Re-estimated 2021	Estimated 2022	Indicative 2023	Indicative 2024
21		Compensations of Employees						
2111		Salaries, Wages and Allowances						
	101	Classified Employees	10318967	10575000	10020000	10763000	11000000	11200000
	102	Unclassified Employees	476497	750000	714000	1190000	1250000	1260000
	105	Personal Cost of Living Allowance	2653907	2720000	2600000	3054000	3060000	3075000
	106	Family Cost of Living Allowance	165062	180000	160000	208000	215000	220000
	110	Overtime Allowance	65316	100000	100000	100000	100000	100000
	111	Additional Allowance	0	0	0	36000	45000	65000
	112	Other Allowances	13031536	13750000	13132000	13907000	14034000	14233000
	113	Transportation Allowance	688741	790000	790000	850000	850000	850000
	114	Transport Allowance	25697	30000	21000	39000	39000	39000
	116	Employees' Bonuses	154767	190000	190000	190000	190000	190000
	120	Contract Employees	0	0	0	62000	68000	78000
Total			27580490	29085000	27727000	30399000	30851000	31310000
2121		Social Security Contributions						
	301	Social Security	128294	400000	200000	391000	400000	410000
Total			128294	400000	200000	391000	400000	410000
22		Use of Goods and Services						
2211		Use of Goods and Services						
	202	Telecommunications Services	3645	13000	13000	13000	13000	13000
	203	Water	2041	14000	14000	14000	14000	14000
	204	Electricity	58734	105000	70000	65000	65000	65000
	205	Fuels	1540	6500	6500	16000	17000	18000
	206	Maintenance of Machines, furniture and accessories	2560	6000	6000	15000	15000	15000
	207	Maintenance of vehicles, equipment and accessories	3597	11000	11000	30000	60000	60000
	208	Repair and maintenance of buildings and accessories	60	12000	10000	11000	11000	11000
	209	Stationery, Publications and Office Supplies	10803	64000	45000	45000	45000	45000
	210	Substances and raw materials (medicines, clothes, food, films, etc..)	9560	13000	13000	13000	13000	13000
	211	Cleaning services and supplies including cleaning contracts	25377	45000	45000	50000	50000	50000
	212	Insurance	2018	4500	4500	11000	21000	21000
	213	Official Travel Missions	13641	20000	20000	20000	20000	20000
	214	Goods and services expenses	33826	92000	92000	103000	114000	115000
Total			167402	406000	350000	406000	458000	460000
25		Subsidies						
2511		Subsidies to Public Corporations						
	304	Subsidies to non-financial public institution	9860532	10550000	10550000	10750000	11000000	11000000
Total			9860532	10550000	10550000	10750000	11000000	11000000
28		Other Expenditures						
2821		Other Current Expenditures						
	302	Contributions	9984	310000	310000	360000	410000	410000
	303	Scientific scholarships and training courses	1153	15000	15000	15000	15000	15000
	305	Non-Employees' Bonuses	6646	360000	360000	360000	360000	360000
Total			17783	685000	685000	735000	785000	785000
31		Non-financial Assets						
3112		Devices, Machinery and Equipment						
	402	Devices, Machinery and Equipment	1832	0	0	0	0	0
Total			1832	0	0	0	0	0
3113		Other Fixed Assets						
	401	Furniture	999	0	0	0	0	0
Total			999	0	0	0	0	0
Total of Chapter			37757332	41126000	39512000	42681000	43494000	43965000

Current Expenditures According to Program and Activities for the Years 2020 - 2024

Chapter : 1110 - Judiciary Council

(In JDs)

Program : 6020 - Administration and Support Services								
Activity : 601 - Council Affairs								
Group	Item	Description	Actual 2020	Estimated 2021	Re-estimated 2021	Estimated 2022	Indicative 2023	Indicative 2024
21		Compensations of Employees						
2111		Salaries, Wages and Allowances						
	105	Personal Cost of Living Allowance	0	0	0	54000	60000	75000
	106	Family Cost of Living Allowance	0	0	0	8000	15000	20000
	111	Additional Allowance	0	0	0	36000	45000	65000
	120	Contract Employees	0	0	0	62000	68000	78000
		Total	0	0	0	160000	188000	238000
22		Use of Goods and Services						
2211		Use of Goods and Services						
	202	Telecommunications Services	0	4000	4000	4000	4000	4000
	205	Fuels	1540	4000	4000	12000	13000	14000
	002	Saloon vehicles	1540	4000	4000	12000	13000	14000
	206	Maintenance of Machines, furniture and accessories	0	3000	3000	3000	3000	3000
	207	Maintenance of vehicles, equipment and accessories	3597	7000	7000	25000	55000	55000
	208	Repair and maintenance of buildings and accessories	0	3000	3000	4000	4000	4000
	209	Stationery, Publications and Office Supplies	6700	24000	20000	20000	20000	20000
	210	Substances and raw materials (medicines, clothes, food, films, etc..)	7380	9000	9000	9000	9000	9000
	212	Insurance	2018	4000	4000	10000	20000	20000
	213	Official Travel Missions	13641	18000	18000	18000	18000	18000
	214	Goods and services expenses	5266	14000	14000	23000	33000	33000
	001	Events and hospitality	853	0	0	5000	15000	15000
	047	Awareness and advertisement campaigns	0	1000	1000	3000	3000	3000
	082	Subscriptions	1000	5000	5000	5000	5000	5000
	096	Consultation and experts services	0	2000	2000	3000	3000	3000
	101	Computerization and internet expenditures	647	1000	1000	1000	1000	1000
	121	Administrative expenses	2766	5000	5000	6000	6000	6000
		Total	40142	90000	86000	128000	179000	180000
28		Other Expenditures						
2821		Other Current Expenditures						
	302	Contributions	9984	5000	5000	5000	5000	5000
	303	Scientific scholarships and training courses	153	15000	15000	15000	15000	15000
	305	Non-Employees' Bonuses	5000	5000	5000	5000	5000	5000
		Total	16137	25000	25000	25000	25000	25000
		Total of Activity	56279	115000	111000	313000	392000	443000
Activity : 602 - Social Solidarity Fund for Judges								
Group	Item	Description	Actual 2020	Estimated 2021	Re-estimated 2021	Estimated 2022	Indicative 2023	Indicative 2024
25		Subsidies						
2511		Subsidies to Public Corporations						
	304	Subsidies to non-financial public institutions	9860532	10550000	10550000	10750000	11000000	11000000
	097	Judges Account in the Fund	9860532	10550000	10550000	10750000	11000000	11000000
		Total	9860532	10550000	10550000	10750000	11000000	11000000
		Total of Activity	9860532	10550000	10550000	10750000	11000000	11000000
		Total of Program	9916811	10665000	10661000	11063000	11392000	11443000

Current Expenditures According to Program and Activities for the Years 2020 - 2024

Chapter : 1110 - Judiciary Council

(In JDs)

Program : 6021 - Regular Judiciary *								
Activity : 601 - Statutory litigation								
Group	Item	Description	Actual 2020	Estimated 2021	Re-estimated 2021	Estimated 2022	Indicative 2023	Indicative 2024
21		Compensations of Employees						
2111		Salaries, Wages and Allowances						
	101	Classified Employees	10318967	10575000	10020000	10763000	11000000	11200000
	102	Unclassified Employees	476497	750000	714000	1190000	1250000	1260000
	105	Personal Cost of Living Allowance	2653907	2720000	2600000	3000000	3000000	3000000
	106	Family Cost of Living Allowance	165062	180000	160000	200000	200000	200000
	110	Overtime Allowance	65316	100000	100000	100000	100000	100000
	112	Other Allowances	13031536	13750000	13132000	13907000	14034000	14233000
	113	Transportation Allowance	688741	790000	790000	850000	850000	850000
	114	Transport Allowance	25697	30000	21000	39000	39000	39000
	116	Employees' Bonuses	154767	190000	190000	190000	190000	190000
		Total	27580490	29085000	27727000	30239000	30663000	31072000
2121		Social Security Contributions						
	301	Social Security	128294	400000	200000	391000	400000	410000
		Total	128294	400000	200000	391000	400000	410000
22		Use of Goods and Services						
2211		Use of Goods and Services						
	214	Goods and services expenses	0	45000	45000	45000	45000	45000
		001 Events and hospitality	0	45000	45000	45000	45000	45000
		Total	0	45000	45000	45000	45000	45000
28		Other Expenditures						
2821		Other Current Expenditures						
	302	Contributions	0	300000	300000	350000	400000	400000
		016 Health insurance contributions	0	300000	300000	350000	400000	400000
	305	Non-Employees' Bonuses	0	330000	330000	330000	330000	330000
		Total	0	630000	630000	680000	730000	730000
		Total of Activity	27708784	30160000	28602000	31355000	31838000	32257000
		Total of Program	27708784	30160000	28602000	31355000	31838000	32257000

Current Expenditures Accounting to Program and Activities for the Years 2020 - 2024

Chapter : 1110 - Judiciary Council

(In JDs)

Program : 6022 - Judicial Institute of Jordan *								
Activity : 601 - Training of judges								
Group	Item	Description	Actual 2020	Estimated 2021	Re-estimated 2021	Estimated 2022	Indicative 2023	Indicative 2024
22		Use of Goods and Services						
2211		Use of Goods and Services						
	202	Telecommunications Services	3645	9000	9000	9000	9000	9000
	203	Water	2041	14000	14000	14000	14000	14000
	204	Electricity	58734	105000	70000	65000	65000	65000
	205	Fuels	0	2500	2500	4000	4000	4000
	001	Heating	0	1000	1000	2000	2000	2000
	002	Saloon vehicles	0	1500	1500	2000	2000	2000
	206	Maintenance of Machines, furniture and accessories	2560	3000	3000	12000	12000	12000
	207	Maintenance of vehicles, equipment and accessories	0	4000	4000	5000	5000	5000
	208	Repair and maintenance of buildings and accessories	60	9000	7000	7000	7000	7000
	209	Stationery, Publications and Office Supplies	4103	40000	25000	25000	25000	25000
	210	Substances and raw materials (medicines, clothes, food, films, etc..)	2180	4000	4000	4000	4000	4000
	211	Cleaning services and supplies including cleaning contracts	25377	45000	45000	50000	50000	50000
	212	Insurance	0	500	500	1000	1000	1000
	213	Official Travel Missions	0	2000	2000	2000	2000	2000
	214	Goods and services expenses	28560	33000	33000	35000	36000	37000
	013	Services, security and guarding contracts	28560	29000	29000	29000	29000	29000
	121	Administrative expenses	0	4000	4000	6000	7000	8000
		Total	127260	271000	219000	233000	234000	235000
28		Other Expenditures						
2821		Other Current Expenditures						
	302	Contributions	0	5000	5000	5000	5000	5000
	305	Non-Employees' Bonuses	1646	25000	25000	25000	25000	25000
		Total	1646	30000	30000	30000	30000	30000
31		Non-financial Assets						
3112		Devices, Machinery and Equipment						
	402	Devices, Machinery and Equipment	1832	0	0	0	0	0
	001	Computers and accessories	1832	0	0	0	0	0
		Total	1832	0	0	0	0	0
3113		Other Fixed Assets						
	401	Furniture	999	0	0	0	0	0
		Total	999	0	0	0	0	0
		Total of Activity	131737	301000	249000	263000	264000	265000
		Total of Program	131737	301000	249000	263000	264000	265000
		Total of Chapter	37757332	41126000	39512000	42681000	43494000	43965000

* The programs appropriations allocated previously within Ministry of Justice budget.

Overall Summary of Capital Expenditures for the Years 2020 - 2024

Chapter : 1110 Judiciary Council

(In JDs)

Group	Item	Description	Actual 2020	Estimated 2021	Re-estimated 2021	Estimated 2022	Indicative 2023	Indicative 2024
		Expenditures						
22		Use of Goods and Services						
2211		Use of Goods and Services						
	512	Operating and Sustaining Expenditures	59783	50000	30000	220000	230000	250000
Total			59783	50000	30000	220000	230000	250000
		Fixed Assets						
31		Non-financial Assets						
3111		Buildings and Constructions						
	508	Works and Constructions	0	272000	272000	448000	30000	30000
Total			0	272000	272000	448000	30000	30000
3112		Devices, Machinery and Equipment						
	505	Equipment, Machines and Devices	11787	105000	70000	175000	225000	305000
	506	Vehicles and Equipment	0	30000	10000	0	0	0
Total			11787	135000	80000	175000	225000	305000
3113		Other Fixed Assets						
	511	Equipping and furnishing	0	20000	10000	0	0	0
Total			0	20000	10000	0	0	0
Total of Chapter			71570	477000	392000	843000	485000	585000

Capital Expenditures According to Program and Projects for the Years 2020 - 2024

Chapter : 1110 Judiciary Council

(In JDs)

Program 6021 Regular Judiciary								
Project		001 Promoting and developing efficiency of the judiciary						
Fund Source		102001 Capital (Treasury)						
Group	item	Description	Actual 2020	Estimated 2021	Re-estimated 2021	Estimated 2022	Indicative 2023	Indicative 2024
22		Use of Goods and Services						
2211		Use of Goods and Services						
	512	Operating and Sustaining Expenditures						
	008	Qualification and training expenses	59783	0	0	0	0	0
Total of Item			59783	0	0	0	0	0
Total of Project / Treasury			59783	0	0	0	0	0
Project		002 E-learning and Distance Learning						
Fund Source		102001 Capital (Treasury)						
Group	item	Description	Actual 2020	Estimated 2021	Re-estimated 2021	Estimated 2022	Indicative 2023	Indicative 2024
31		Non-financial Assets						
3112		Devices, Machinery and Equipment						
	505	Equipment, Machines and Devices						
	001	Computers and accessories	11787	0	0	0	0	0
Total of Item			11787	0	0	0	0	0
Total of Project / Treasury			11787	0	0	0	0	0
Project		004 Awareness-raising and media						
Fund Source		102001 Capital (Treasury)						
Group	item	Description	Actual 2020	Estimated 2021	Re-estimated 2021	Estimated 2022	Indicative 2023	Indicative 2024
22		Use of Goods and Services						
2211		Use of Goods and Services						
	512	Operating and Sustaining Expenditures						
	017	Promotion, advertising and awareness	0	0	0	45000	55000	55000
Total of Item			0	0	0	45000	55000	55000
Total of Project / Treasury			0	0	0	45000	55000	55000
Project		005 Enhancing the infrastructure to computerize the Council						
Fund Source		102001 Capital (Treasury)						
Group	item	Description	Actual 2020	Estimated 2021	Re-estimated 2021	Estimated 2022	Indicative 2023	Indicative 2024
22		Use of Goods and Services						
2211		Use of Goods and Services						
	512	Operating and Sustaining Expenditures						
	015	Operating systems and software	0	0	0	75000	75000	75000
Total of Item			0	0	0	75000	75000	75000
31		Non-financial Assets						
3112		Devices, Machinery and Equipment						
	505	Equipment, Machines and Devices						
	001	Computers and accessories	0	0	0	50000	100000	100000
Total of Item			0	0	0	50000	100000	100000
Total of Project / Treasury			0	0	0	125000	175000	175000

Capital Expenditures According to Program and Projects for the Years 2020 - 2024

Chapter : 1110 Judiciary Council

(In JDs)

Program 6021 Regular Judiciary								
Project 006 Purchasing a functional housing for judges								
Fund Source 102001 Capital (Treasury)								
Group	item	Description	Actual 2020	Estimated 2021	Re-estimated 2021	Estimated 2022	Indicative 2023	Indicative 2024
31		Non-financial Assets						
3111		Buildings and Constructions						
	508	Works and Constructions						
	013	Construction of buildings	0	272000	272000	418000	0	0
		Total of Item	0	272000	272000	418000	0	0
		Total of Project / Treasury	0	272000	272000	418000	0	0
Project 007 Establishing a judges club								
Fund Source 102001 Capital (Treasury)								
Group	item	Description	Actual 2020	Estimated 2021	Re-estimated 2021	Estimated 2022	Indicative 2023	Indicative 2024
31		Non-financial Assets						
3111		Buildings and Constructions						
	508	Works and Constructions						
	013	Construction of buildings	0	0	0	30000	30000	30000
		Total of Item	0	0	0	30000	30000	30000
		Total of Project / Treasury	0	0	0	30000	30000	30000
		Total of Program	71570	272000	272000	618000	260000	260000

Capital Expenditures According to Program and Projects for the Years 2020 - 2024

Chapter : 1110 Judiciary Council

(In JDs)

Program 6022 Judicial Institute of Jordan								
Project		001 Promoting and developing efficiency of the judiciary						
Fund Source		102001 Capital (Treasury)						
Group	item	Description	Actual 2020	Estimated 2021	Re-estimated 2021	Estimated 2022	Indicative 2023	Indicative 2024
22		Use of Goods and Services						
2211		Use of Goods and Services						
	512	Operating and Sustaining Expenditures						
	008	Qualification and training expenses	0	50000	30000	100000	100000	120000
		Total of Item	0	50000	30000	100000	100000	120000
31		Non-financial Assets						
3112		Devices, Machinery and Equipment						
	505	Equipment, Machines and Devices						
	001	Computers and accessories	0	25000	25000	25000	25000	50000
		Total of Item	0	25000	25000	25000	25000	50000
	506	Vehicles and Equipment						
	006	Passenger mini-buses	0	30000	10000	0	0	0
		Total of Item	0	30000	10000	0	0	0
3113		Other Fixed Assets						
	511	Equipping and furnishing						
	010	Furnishing and equipping training centers	0	20000	10000	0	0	0
		Total of Item	0	20000	10000	0	0	0
		Total of Project / Treasury	0	125000	75000	125000	125000	170000
Project		002 E-learning and Distance Learning						
Fund Source		102001 Capital (Treasury)						
Group	item	Description	Actual 2020	Estimated 2021	Re-estimated 2021	Estimated 2022	Indicative 2023	Indicative 2024
31		Non-financial Assets						
3112		Devices, Machinery and Equipment						
	505	Equipment, Machines and Devices						
	001	Computers and accessories	0	50000	25000	50000	50000	100000
		Total of Item	0	50000	25000	50000	50000	100000
		Total of Project / Treasury	0	50000	25000	50000	50000	100000
Project		003 E-library						
Fund Source		102001 Capital (Treasury)						
Group	item	Description	Actual 2020	Estimated 2021	Re-estimated 2021	Estimated 2022	Indicative 2023	Indicative 2024
31		Non-financial Assets						
3112		Devices, Machinery and Equipment						
	505	Equipment, Machines and Devices						
	001	Computers and accessories	0	30000	20000	50000	50000	55000
		Total of Item	0	30000	20000	50000	50000	55000
		Total of Project / Treasury	0	30000	20000	50000	50000	55000
		Total of Program	0	205000	120000	225000	225000	325000
		Total of Chapter	71570	477000	392000	843000	485000	585000