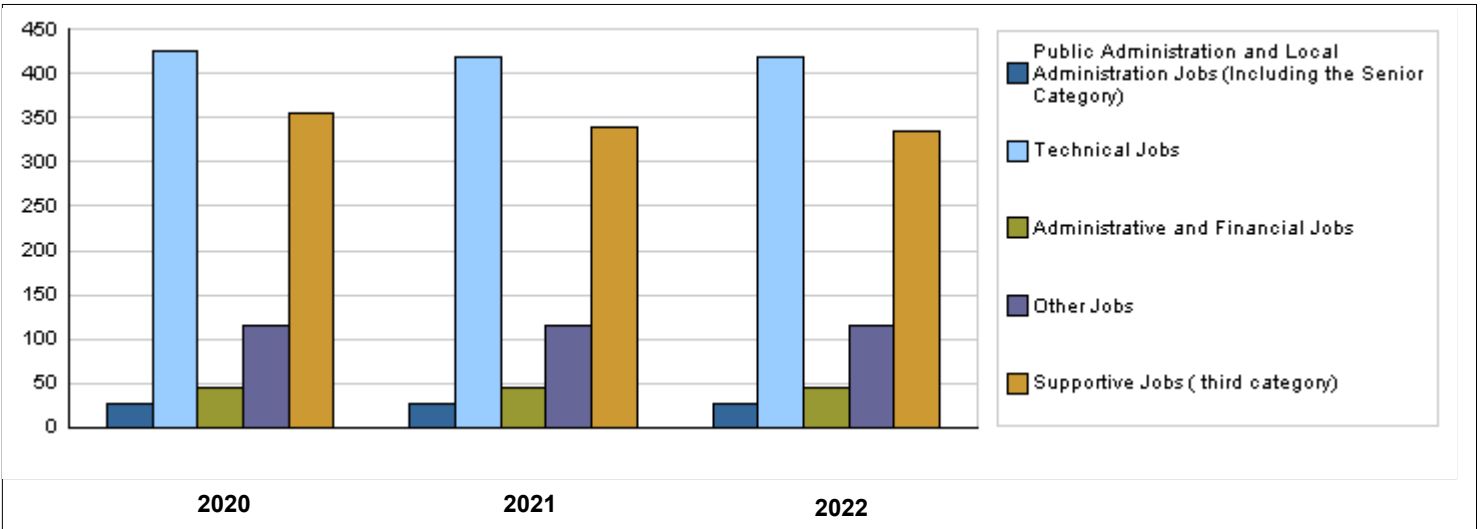


CHAPTER : 0201 Parliament

Number of Staff of the Ministry / Department

Group	Job	2020			2021			Preliminary 2022		
		Male	Female	Total	Male	Female	Total	Male	Female	Total
Public Administration and Local Administration Jobs (Including the Senior Category)	Consultant	20	2	22	20	2	22	20	2	22
	Assistant Secretary General	1	0	1	1	0	1	1	0	1
	Secretary General / Director General	4	0	4	4	0	4	4	0	4
Technical Jobs	Assistant Organizer	25	5	30	24	5	29	24	5	29
	Specialist/ Assistant Specialist	123	57	180	123	56	179	121	56	177
	Researcher	95	30	125	93	29	122	93	29	122
	Organizer	71	20	91	70	19	89	71	19	90
Administrative and Financial Jobs		36	10	46	35	10	45	35	10	45
Other Jobs		93	22	115	93	22	115	93	22	115
Supportive Jobs (third category)		339	15	354	325	14	339	321	14	335
Total		807	161	968	788	157	945	783	157	940
Total Cost of Salaries		8000159	1596066	9596225	8517905	1697095	10215000	8810416	1766584	10577000



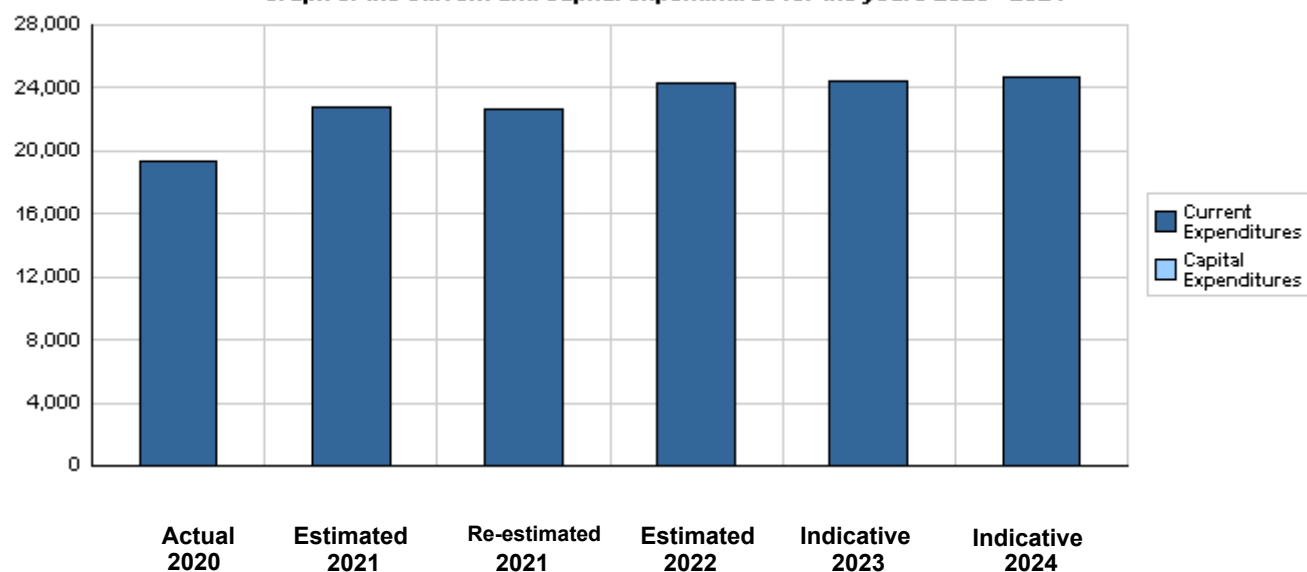
**Overall Summary of Expenditures for Chapter 0201- Parliament
for the Years 2020 - 2024**

(In JDs)

Description		Actual 2020	Estimated 2021	Re-estimated 2021	Estimated 2022	Indicative 2023 2024	
Group	Current Expenditures						
2111	Salaries, Wages and Allowances	14,777,087	17,530,000	17,465,000	17,717,000	17,801,000	17,886,000
2121	Social Security Contributions	1,289,381	960,000	940,000	1,050,000	1,070,000	1,090,000
2211	Use of Goods and Services	2,424,745	3,047,000	3,047,000	3,945,000	4,017,000	4,074,000
2721	Social Aids	46,000	61,000	61,000	73,000	73,000	73,000
2821	Other Current Expenditures	754,383	978,000	978,000	1,029,000	1,029,000	1,029,000
3112	Devices, Machinery and Equipment	90,959	160,000	160,000	490,000	490,000	490,000
Total current expenditures		19,382,555	22,736,000	22,651,000	24,304,000	24,480,000	24,642,000
Total capital expenditures		0	0	0	0	0	0
Treasury		0	0	0	0	0	0
Total current and capital expenditures		19,382,555	22,736,000	22,651,000	24,304,000	24,480,000	24,642,000

(Thousands of JDs)

Graph of the current and capital expenditures for the years 2020 - 2024

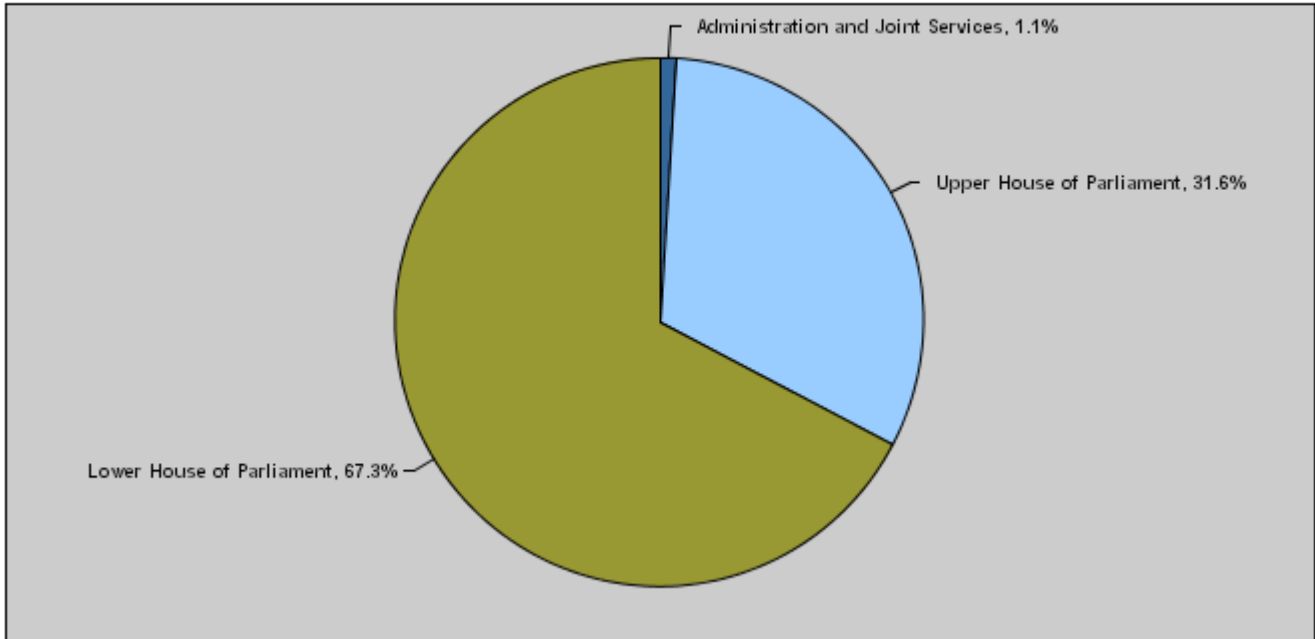


**Budget of Chapter 0201 - Parliament
For the Year 2022 Distributed According to Program**

(In JDs)

Prog.	Description	Current Expenditures	Capital Expenditures	Total Expenditures
0201	Administration and Joint Services	256,000	0	256,000
0205	Upper House of Parliament	7,689,000	0	7,689,000
0210	Lower House of Parliament	16,359,000	0	16,359,000
	Total	24,304,000	0	24,304,000

Total Expenditures for the Year 2022 Distributed According to Programs



Estimated Allocations for Females distributed according to Programs for the Years 2020 - 2024

Program	2020	2021	2022	2023	2024
0205 Upper House of Parliament	3378000	3463000	3614000	3648000	3677000
0210 Lower House of Parliament	5643000	7063000	7689000	7738000	7785000
Total	9021000	10526000	11303000	11386000	11462000

Budget of Chapter 0201 - Parliament Distributed According to Program

(In JD's)

0201	Administration and Joint Services Program					
Appropriations of Administration and Joint Services Program as Per Activities and Projects.						
Activities and Projects		Actual 2020	Estimated 2021	Re-estimated 2021	Estimated 2022	Indicative 2023 2024
Current Expenditures		188,169	256,000	256,000	256,000	256,000
601	Administrative and Support Services	188,169	256,000	256,000	256,000	256,000
Capital Expenditures		0	0	0	0	0
Total \ Treasury		0	0	0	0	0
Total of Program		188,169	256,000	256,000	256,000	256,000
0205	Upper House of Parliament Program					
Appropriations of Upper House of Parliament Program as Per Activities and Projects.						
Activities and Projects		Actual 2020	Estimated 2021	Re-estimated 2021	Estimated 2022	Indicative 2023 2024
Current Expenditures		7,188,692	7,453,000	7,368,000	7,689,000	7,761,000
601	Upper House Administration	7,188,692	7,453,000	7,368,000	7,689,000	7,761,000
Capital Expenditures		0	0	0	0	0
Total \ Treasury		0	0	0	0	0
Total of Program		7,188,692	7,453,000	7,368,000	7,689,000	7,761,000
0210	Lower House of Parliament Program					
Appropriations of Lower House of Parliament Program as Per Activities and Projects.						
Activities and Projects		Actual 2020	Estimated 2021	Re-estimated 2021	Estimated 2022	Indicative 2023 2024
Current Expenditures		12,005,694	15,027,000	15,027,000	16,359,000	16,463,000
601	Lower House Administration	12,005,694	15,027,000	15,027,000	16,359,000	16,463,000
Capital Expenditures		0	0	0	0	0
Total \ Treasury		0	0	0	0	0
Total of Program		12,005,694	15,027,000	15,027,000	16,359,000	16,463,000

Chapter : 0201 Parliament

(In JDs)

Current Activities Appropriations According to Program								
Prog.	Activites		Actual	Estimated	Re-estimated	Estimated	Indicative	Indicative
			2020	2021	2021	2022	2023	2024
0201	601	Administrative and Support Services	188169	256000	256000	256000	256000	256000
		Total of Program	188169	256000	256000	256000	256000	256000
0205	601	Upper House Administration	7188692	7453000	7368000	7689000	7761000	7823000
		Total of Program	7188692	7453000	7368000	7689000	7761000	7823000
0210	601	Lower House Administration	12005694	15027000	15027000	16359000	16463000	16563000
		Total of Program	12005694	15027000	15027000	16359000	16463000	16563000
		Total	19382555	22736000	22651000	24304000	24480000	24642000

Overall Summary of Current Expenditures for the Years 2020 - 2024

Chapter : 0201 Parliament

(In JDs)

Group	Item	Description	Actual 2020	Estimated 2021	Re-Estimated 2021	Estimated 2022	Indicative 2023	Indicative 2024
21		Compensations of Employees						
2111		Salaries, Wages and Allowances						
	003	Appropriations for the President of Upper House	42000	42000	42000	42000	42000	42000
	004	Appropriations for Upper House	2648710	2688000	2688000	2688000	2688000	2688000
	005	Appropriations of Lower House Speaker	27323	42000	42000	42000	42000	42000
	006	Appropriations for Lower House	3752210	5418000	5418000	5418000	5418000	5418000
		Total	6470243	8190000	8190000	8190000	8190000	8190000
21		Compensations of Employees						
2111		Salaries, Wages and Allowances						
	101	Classified Employees	92664	98000	97000	99000	96000	93000
	102	Unclassified Employees	1605360	1687000	1646000	1734000	1760000	1787000
	103	Comprehensive Contract Employees	157823	173000	162000	217000	221000	226000
	105	Personal Cost of Living Allowance	1323308	1327000	1323000	1421000	1443000	1464000
	106	Family Cost of Living Allowance	134768	139000	138000	160000	163000	166000
	110	Overtime Allowance	423353	482000	482000	530000	530000	530000
	111	Additional Allowance	978096	1189000	1182000	1240000	1260000	1280000
	113	Transportation Allowance	198348	237000	237000	263000	267000	270000
	114	Transport Allowance	96174	101000	101000	105000	107000	109000
	116	Employees' Bonuses	3001467	3635000	3635000	3400000	3400000	3400000
	120	Contract Employees	295483	272000	272000	358000	364000	371000
		Total	8306844	9340000	9275000	9527000	9611000	9696000
2121		Social Security Contributions						
	301	Social Security	1289381	960000	940000	1050000	1070000	1090000
		Total	1289381	960000	940000	1050000	1070000	1090000
22		Use of Goods and Services						
2211		Use of Goods and Services						
	202	Telecommunications Services	115113	153000	153000	195000	195000	195000
	203	Water	23270	31000	31000	45000	45000	45000
	204	Electricity	390836	441000	441000	540000	570000	595000
	205	Fuels	98759	165000	165000	181000	188000	195000
	206	Maintenance of Machines, furniture and accessories	55969	80000	80000	101000	101000	101000
	207	Maintenance of vehicles, equipment and accessories	29154	32000	32000	48000	48000	48000
	208	Repair and maintenance of buildings and accessories	47582	42000	42000	70000	65000	50000
	209	Stationery, Publications and Office Supplies	38101	60000	60000	65000	65000	65000
	210	Substances and raw materials (medicines, clothes, food, films, etc..)	9097	26000	26000	35000	35000	35000
	211	Cleaning services and supplies including cleaning contracts	261693	270000	270000	370000	370000	370000
	212	Insurance	10905	36000	36000	45000	45000	45000
	213	Official Travel Missions	649589	825000	825000	1175000	1190000	1215000
	214	Goods and services expenses	694677	886000	886000	1075000	1100000	1115000
		Total	2424745	3047000	3047000	3945000	4017000	4074000
27		Social Benefits						
2721		Social Aids						
	319	Social Aids	46000	61000	61000	73000	73000	73000
		Total	46000	61000	61000	73000	73000	73000

Overall Summary of Current Expenditures for the Years 2020 - 2024

Chapter : 0201 Parliament

(In JDs)

Group	Item	Description	Actual 2020	Estimated 2021	Re-Estimated 2021	Estimated 2022	Indicative 2023	Indicative 2024
28		Other Expenditures						
2821		Other Miscellaneous Expenditures						
	302	Contributions	162239	220000	220000	216000	216000	216000
	303	Scientific scholarships and training courses	3092	20000	20000	38000	38000	38000
	305	Non-Employees' Bonuses	589052	738000	738000	775000	775000	775000
		Total	754383	978000	978000	1029000	1029000	1029000
31		Non-financial Assets						
3112		Fixed Assets						
	402	Devices, Machinery and Equipment	90959	160000	160000	490000	490000	490000
		Total	90959	160000	160000	490000	490000	490000
Total of Chapter			19382555	22736000	22651000	24304000	24480000	24642000

Current Expenditures according to Program for the Years 2020 - 2024

Chapter 0201 Parliament

(In JDs)

Program: 0201		Administration and Joint Services						
Activity : 601		Administrative and Support Services						
Group	Item	Description	Actual 2020	Estimated 2021	Re-Estimated 2021	Estimated 2022	Indicative 2023	Indicative 2024
22		Use of Goods and Services						
2211		Use of Goods and Services						
	206	Maintenance of Machines, furniture and accessories	12253	20000	20000	20000	20000	20000
	214	Goods and services expenses	13677	16000	16000	20000	20000	20000
	121	Administrative expenses	13677	16000	16000	20000	20000	20000
		Total	25930	36000	36000	40000	40000	40000
28		Other Expenditures						
2821		Other Current Expenditures						
	302	Contributions	162239	220000	220000	216000	216000	216000
	001	Arab Parliaments Secretaries General Association	3550	10000	10000	10000	10000	10000
	002	Arab Parliamentary Union	25000	30000	30000	30000	30000	30000
	003	International Parliamentary Association	10139	15000	15000	12000	12000	12000
	004	Euro-Arab Cooperation	0	5000	5000	5000	5000	5000
	005	Parliamentary Women Forum	0	5000	5000	5000	5000	5000
	006	Islamic Parliamentary Union/Iran	25000	25000	25000	0	0	0
	007	Africa and Arab World Parliamentary Forum for Population and Development	3550	5000	5000	5000	5000	5000
	008	Mediterranean Parliamentary Assembly	10000	12000	12000	12000	12000	12000
	009	Association of Sheikhs and Shura Councils and similar Councils in Africa and Arab World	23000	30000	30000	30000	30000	30000
	010	Arab Transitional Parliament	62000	63000	63000	63000	63000	63000
	026	Parliamentary Association for Union for the Mediterranean	0	6000	6000	5000	5000	5000
	029	Asian Parliamentary Assembly	0	14000	14000	14000	14000	14000
	030	Islamic Parliamentary Union	0	0	0	25000	25000	25000
		Total	162239	220000	220000	216000	216000	216000
		Total of Activity	188169	256000	256000	256000	256000	256000
		Total of Program	188169	256000	256000	256000	256000	256000

Current Expenditures according to Program for the Years 2020 - 2024

Chapter 0201 Parliament

(In JDs)

Program: 0205		Upper House of Parliament						
Activity : 601		Upper House Administration						
Group	Item	Description	Actual 2020	Estimated 2021	Re-Estimated 2021	Estimated 2022	Indicative 2023	Indicative 2024
21		Compensations of Employees						
2111		Salaries, Wages and Allowances						
	003	Appropriations for the President of Upper House	42000	42000	42000	42000	42000	42000
	004	Appropriations for Upper House	2648710	2688000	2688000	2688000	2688000	2688000
	101	Classified Employees	48431	51000	50000	52000	50000	48000
	102	Unclassified Employees	603551	660000	619000	670000	680000	690000
	103	Comprehensive Contract Employees	52500	66000	55000	57000	59000	62000
	105	Personal Cost of Living Allowance	443533	453000	449000	485000	493000	500000
	106	Family Cost of Living Allowance	47275	51000	50000	55000	56000	57000
	110	Overtime Allowance	142909	180000	180000	180000	180000	180000
	111	Additional Allowance	415931	447000	440000	460000	468000	475000
	113	Transportation Allowance	88963	90000	90000	98000	99000	100000
	114	Transport Allowance	38555	40000	40000	35000	36000	37000
	116	Employees' Bonuses	1011042	1200000	1200000	1200000	1200000	1200000
	120	Contract Employees	78755	50000	50000	82000	83000	85000
		Total	5662155	6018000	5953000	6104000	6134000	6164000
2121		Social Security Contributions						
	301	Social Security	330000	360000	340000	370000	380000	390000
		Total	330000	360000	340000	370000	380000	390000
22		Use of Goods and Services						
2211		Use of Goods and Services						
	202	Telecommunications Services	33023	35000	35000	35000	35000	35000
	203	Water	14825	15000	15000	15000	15000	15000
	204	Electricity	319986	290000	290000	320000	325000	330000
	205	Fuels	49267	81000	81000	81000	83000	85000
	001	Heating	23900	45000	45000	45000	46000	47000
	002	Saloon vehicles	25367	36000	36000	36000	37000	38000
	206	Maintenance of Machines, furniture and accessories	31060	31000	31000	31000	31000	31000
	207	Maintenance of vehicles, equipment and accessories	19626	18000	18000	18000	18000	18000
	208	Repair and maintenance of buildings and accessories	23938	20000	20000	20000	20000	20000
	209	Stationery, Publications and Office Supplies	14419	15000	15000	15000	15000	15000
	210	Substances and raw materials (medicines, clothes, food, films, etc..)	9097	20000	20000	20000	20000	20000
	211	Cleaning services and supplies including cleaning contracts	156693	160000	160000	170000	170000	170000
	212	Insurance	8500	15000	15000	15000	15000	15000
	213	Official Travel Missions	259814	125000	125000	225000	225000	225000
	214	Goods and services expenses	76409	100000	100000	100000	125000	140000
	121	Administrative expenses	76409	100000	100000	100000	125000	140000
		Total	1016657	925000	925000	1065000	1097000	1119000
27		Social Benefits						
2721		Social Aids						
	319	Social Aids	25000	25000	25000	25000	25000	25000
		Total	25000	25000	25000	25000	25000	25000
28		Other Expenditures						
2821		Other Current Expenditures						
	303	Scientific scholarships and training courses	3092	10000	10000	10000	10000	10000
	305	Non-Employees' Bonuses	61259	75000	75000	75000	75000	75000
		Total	64351	85000	85000	85000	85000	85000
31		Non-financial Assets						
3112		Devices, Machinery and Equipment						
	402	Devices, Machinery and Equipment	90529	40000	40000	40000	40000	40000
		Total	90529	40000	40000	40000	40000	40000
		Total of Activity	7188692	7453000	7368000	7689000	7761000	7823000
		Total of Program	7188692	7453000	7368000	7689000	7761000	7823000

Current Expenditures according to Program for the Years 2020 - 2024

Chapter 0201 Parliament

(In JDs)

Program: 0210		Lower House of Parliament						
Activity : 601		Lower House Administration						
Group	Item	Description	Actual 2020	Estimated 2021	Re-Estimated 2021	Estimated 2022	Indicative 2023	Indicative 2024
21		Compensations of Employees						
2111		Salaries, Wages and Allowances						
	005	Appropriations of Lower House Speaker	27323	42000	42000	42000	42000	42000
	006	Appropriations for Lower House	3752210	5418000	5418000	5418000	5418000	5418000
	101	Classified Employees	44233	47000	47000	47000	46000	45000
	102	Unclassified Employees	1001809	1027000	1027000	1064000	1080000	1097000
	103	Comprehensive Contract Employees	105323	107000	107000	160000	162000	164000
	105	Personal Cost of Living Allowance	879775	874000	874000	936000	950000	964000
	106	Family Cost of Living Allowance	87493	88000	88000	105000	107000	109000
	110	Overtime Allowance	280444	302000	302000	350000	350000	350000
	111	Additional Allowance	562165	742000	742000	780000	792000	805000
	113	Transportation Allowance	109385	147000	147000	165000	168000	170000
	114	Transport Allowance	57619	61000	61000	70000	71000	72000
	116	Employees' Bonuses	1990425	2435000	2435000	2200000	2200000	2200000
	120	Contract Employees	216728	222000	222000	276000	281000	286000
		Total	9114932	11512000	11512000	11613000	11667000	11722000
2121		Social Security Contributions						
	301	Social Security	959381	600000	600000	680000	690000	700000
		Total	959381	600000	600000	680000	690000	700000
22		Use of Goods and Services						
2211		Use of Goods and Services						
	202	Telecommunications Services	82090	118000	118000	160000	160000	160000
	203	Water	8445	16000	16000	30000	30000	30000
	204	Electricity	70850	151000	151000	220000	245000	265000
	205	Fuels	49492	84000	84000	100000	105000	110000
		001 Heating	40237	55000	55000	60000	65000	70000
		002 Saloon vehicles	9255	29000	29000	40000	40000	40000
	206	Maintenance of Machines, furniture and accessories	12656	29000	29000	50000	50000	50000
	207	Maintenance of vehicles, equipment and accessories	9528	14000	14000	30000	30000	30000
	208	Repair and maintenance of buildings and accessories	23644	22000	22000	50000	45000	30000
	209	Stationery, Publications and Office Supplies	23682	45000	45000	50000	50000	50000
	210	Substances and raw materials (medicines, clothes, food, films, etc..)	0	6000	6000	15000	15000	15000
	211	Cleaning services and supplies including cleaning contracts	105000	110000	110000	200000	200000	200000
	212	Insurance	2405	21000	21000	30000	30000	30000
	213	Official Travel Missions	389775	700000	700000	950000	965000	990000
	214	Goods and services expenses	604591	770000	770000	955000	955000	955000
		121 Administrative expenses	604591	770000	770000	955000	955000	955000
		Total	1382158	2086000	2086000	2840000	2880000	2915000
27		Social Benefits						
2721		Social Aids						
	319	Social Aids	21000	36000	36000	48000	48000	48000
		Total	21000	36000	36000	48000	48000	48000
28		Other Expenditures						
2821		Other Current Expenditures						
	303	Scientific scholarships and training courses	0	10000	10000	28000	28000	28000
	305	Non-Employees' Bonuses	527793	663000	663000	700000	700000	700000
		Total	527793	673000	673000	728000	728000	728000
31		Non-financial Assets						
3112		Devices, Machinery and Equipment						
	402	Devices, Machinery and Equipment	430	120000	120000	450000	450000	450000
		Total	430	120000	120000	450000	450000	450000
		Total of Activity	12005694	15027000	15027000	16359000	16463000	16563000
		Total of Program	12005694	15027000	15027000	16359000	16463000	16563000
		Total of Chapter	19382555	22736000	22651000	24304000	24480000	24642000