

## Chapter : 2904 Technical and Vocational Skills Development Commission

**Creation:** The Vocational and Technical Skills Development Commission was established pursuant to Article No. (3-A-1) of the Law on Vocational and Technical Skills Development No. (9) for the year 2019 (Previously, Employment and Technical and Vocational Education and Training Fund that was established under Article No. (7) of the Employment and Technical and Vocational Education and Training Council No. (46) for the year 2008), in order to support (finance) and enhance training and employment in the vocational and technical sector in Jordan, which suffers from a lack of financial resources which hinders its development and progress.

**Vision :** Manpower possessing professional and technical skill and experience that meets the needs of the labour market and is able to participate in pilot projects.

**Mission:** To motivate youth to enroll in vocational and technical training and education in the Kingdom, which contributes to creating job opportunities, establishing the concept of entrepreneurship, solving the problems of poverty and unemployment and contributing to economic growth.

**Legal Framework :** Vocational and Technical Skills Development Law No. (9) of 2019.

### Tasks of the Ministry / Department:

- Regulate professional work at its levels in accordance with the National Qualifications Framework, licensing the practice of professions, registering qualifications on the National Qualifications Framework, supervising professional tests, and issuing certificates according to the criteria approved by the Council for this purpose.
- Define the criteria for appointing trainers and professional supervisors and their classifications, and regulate their professional ranks according to the regulations and instructions issued for this purpose, and develop the capabilities and skills of teachers, trainers, and professional and technical supervisors.
- Set standards and bases for the formation of sectoral skill councils and any other specialized technical committees in accordance with the criteria approved by the council and building an institutional partnership with the private sector to implement programs, preparing professional standards and licensing and accreditation conditions for vocational and technical training providers and registering their qualifications and examining bodies and professional trainers ratings and fees and charges for professional tests and other matters relating to the Authority under a bylaw issued for this purpose.
- Licensing and accreditation of vocational and technical education and training providers in both public and private sectors, and licensing and accreditation of examining agencies to conduct professional practice tests for professional and technical levels. Preparing bases and standards for equivalence and accreditation of professional and technical qualifications and certificates and documents issued by international accreditation bodies, and preparing and developing programs and curricula for vocational and technical training and curricula as per sector requirements.
- Support employment, training, and vocational and technical education activities, develop various training operations in public and private sector institutions, enabling individuals, families and groups of poor or low-income or those unemployed to engage in work and production in order to contribute to the fight against poverty and unemployment in the Kingdom and evaluate and monitor the performance of vocational and technical education and training programs.

### Ministry/Department Contribution to the Achievement of the National Objectives:

- Developing training methods used in professional institutions and companies of the public and private sectors to keep pace with global growth and developments to meet the requirements of the private sector of qualified professional technical employment.
- Supporting vocational and technical education and training activities and developing skills with a view to employment with private sector enterprises and enhance the participation of both sectors in education and training and providing their requirements, in accordance with the financial resources that are provided to them in accordance with the provisions of the law
- Cooperate with the public and private sectors institutions in addressing and reducing poverty and unemployment, identified as one of the major challenges hindering comprehensive and sustainable development process in all its fields, this is done through training and vocational rehabilitation processes associated with quality and perfection based on recent international methods and means and providing job opportunities in the local and regional markets for trainees.
- Prepare Jordanians for permanent learning and motivating them to work in professions that have an increased added value.

### Major Issues and Challenges which face the Ministry / Department:

- Negative perception of vocational work in Jordanian society, the limited financial return for graduates of these programs, and the weak participation of the private sector in supporting vocational and technical

## **Major Issues and Challenges which face the Ministry / Department:**

training and the employment of these graduates.

- Multiple authorities that manage the employment and vocational and technical training sector, not to mention the absence of a unified authority for the Jordanian human resources management in light of the existence of three councils, which led to poor coordination among them, namely the (Education) and (Higher Education) and (Vocational and Technical Skills Development Commission )
- Employment the massive flows of manpower from various national education and training programs in light of the limited and increased costs of job creation, is another challenge.
- Another challenge is the issue of migrant workers that recently invaded the Jordanian labor market, whether to fill the shortage of labor or because of the political conditions in the Middle East in particular, and the region.
- Existence of a financial challenge as a result of transferring the budget of the Commission (previously known as the fund) from the government units budget to the general budget, noting that there are obligations on the Commission to finance projects that exceed the value of the cash flow supplied by Ministry of Finance.

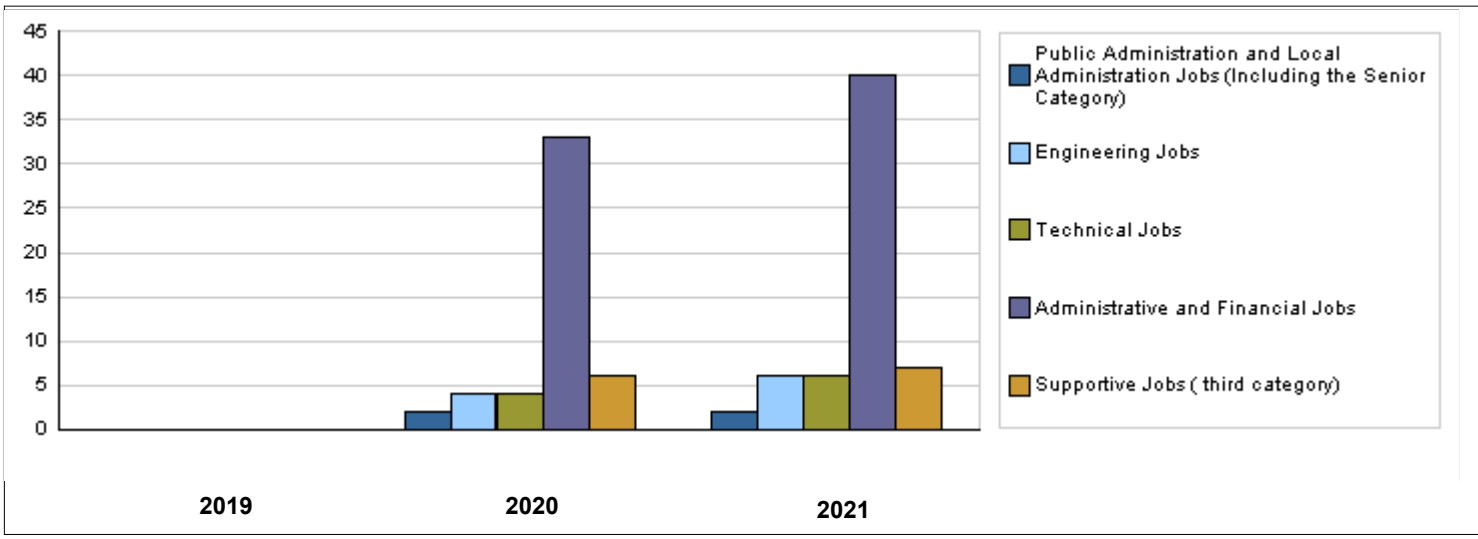
## CHAPTER : 2904 Technical and Vocational Skills Development Commission

### Strategic Objectives and Performance Indicators of the Ministry / Department

Strategic Objective	Performance Indicator	Base year	Value	Actual Value	Target Value	Preliminary Self Evaluation	Target Value			
				2019	2020	2020	2021	2022	2023	
1 - To promote all forms of learning and develop within the educational system and the labour market, in addition to creating new options for vocational and technical education and training of a high level in line with the national qualifications framework.	1	percentage of employed graduates of training providers in their field of specialization	2019	75.7%	0	77.7%	58%	82%	87%	92%
	2	Number of training programs obtaining accreditation certificates in proportion to the National Qualifications Framework.	2019	16	0	25	75	30	35	40
	3	Number of new entities registered on the National Qualifications Framework	2019	13	0	25	0	30	35	40
2 - To improve the quality of vocational and technical training and education by development of consistent standards for the appointment and training of trainers in the sector, alignment of standards and quality assurance among all institutions, and enhance the level of coordination with the private sector.	1	Percentage of dropouts from training providers in the commission.	2019	11.3%	0	8.3%	1%	5.3%	2.3%	2.3%
	2	Percentage of customer satisfaction	2019	86.8%	0	89.8%	82%	91%	92.2%	92.2%
	3	Number of trainees enrolled in vocational training programs at the training providers involved under the commission.	2019	17211	0	18071	17670	31227	37186	46103
3 - To diversify ways of funding of vocational and technical education and training, including encouraging public-private partnerships and strengthening and improving the commission's institutional capacity.	1	Number of funded vocational and technical employment, training and education projects.	2019	100	0	70	76	90	90	90
	2	The volume of funding provided by the authority's fund annually (in thousands of dinars).	2019	22700	0	21800	5500	36340	36340	36340
	3	Number of Sectoral Skills Councils.	2019	5	0	10	1	15	20	21
4 - To promote vocational and technical education and training as a golden opportunity to learn at an early age to ensure a decent standard of living.	1	Number of advertising and media campaigns implemented to promote vocational and technical education and training	2019	2	0	2	1	2	2	2

### Number of Staff of the Ministry / Department

Group	Job	2019			2020			Preliminary 2021		
		Male	Female	Total	Male	Female	Total	Male	Female	Total
Public Administration and Local Administration Jobs (Including the Senior Category)	Director General, Assistant Director-General	0	0	0	2	0	2	2	0	2
Engineering Jobs	Engineer	0	0	0	4	0	4	6	0	6
Technical Jobs	Projects manager/ projects Coordinator	0	0	0	4	0	4	6	0	6
Administrative and Financial Jobs	Accountant, Administrative, Secretary	0	0	0	13	20	33	16	24	40
Supportive Jobs ( third category)	Third Category	0	0	0	5	1	6	6	1	7
<b>Total</b>		<b>0</b>	<b>0</b>	<b>0</b>	<b>28</b>	<b>21</b>	<b>49</b>	<b>36</b>	<b>25</b>	<b>61</b>
<b>Total Cost of Salaries</b>		<b>0</b>	<b>0</b>	<b>0</b>	<b>190857</b>	<b>143143</b>	<b>334000</b>	<b>355279</b>	<b>246721</b>	<b>602000</b>



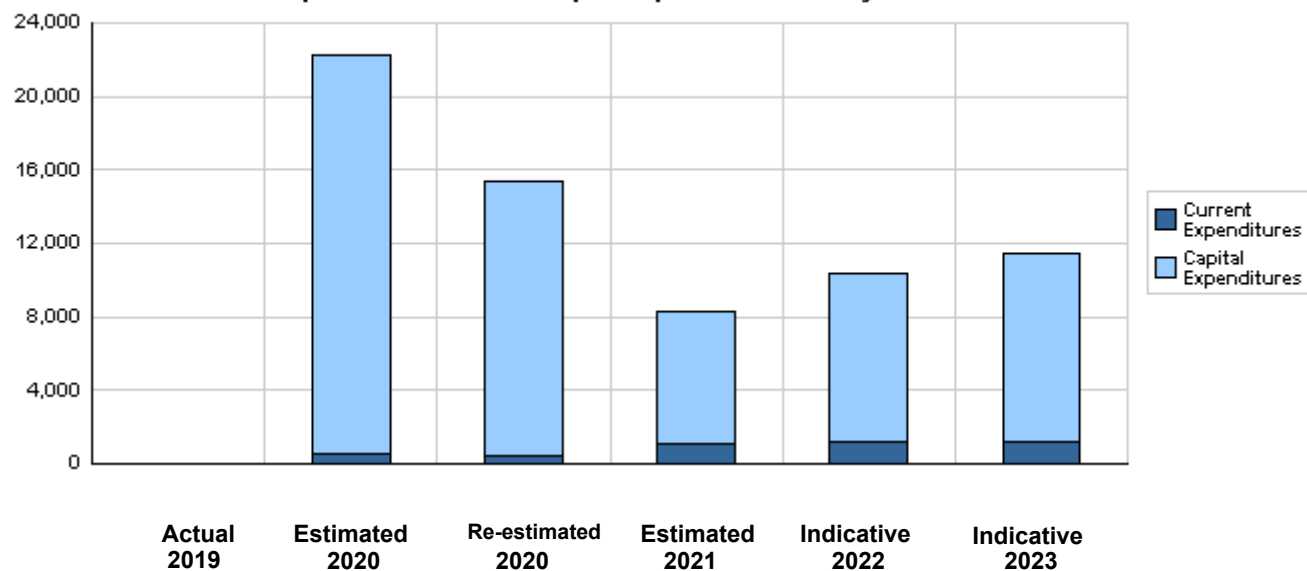
**Overall Summary of Expenditures for Chapter 2904- Technical and Vocational Skills Development Commission  
for the Years 2019 - 2023**

( In JDs )

Description		Actual 2019	Estimated 2020	Re-estimated 2020	Estimated 2021	Indicative 2022 2023	
<b>Group</b>	<b>Current Expenditures</b>						
2111	Salaries, Wages and Allowances	0	369,000	304,000	553,000	557,000	562,000
2121	Social Security Contributions	0	37,000	30,000	49,000	50,000	51,000
2211	Use of Goods and Services	0	96,000	80,000	191,000	208,000	206,000
2821	Other Current Expenditures	0	49,000	30,000	343,000	343,000	343,000
	<b>Total current expenditures</b>	0	551,000	444,000	1,136,000	1,158,000	1,162,000
	<b>Capital Expenditures</b>						
2111	Salaries, Wages and Allowances	0	330,000	330,000	700,000	700,000	700,000
2211	Use of Goods and Services	0	17,630,000	11,765,000	4,160,000	4,910,000	5,960,000
2822	Other Capital Expenditures	0	100,000	50,000	300,000	950,000	900,000
3111	Buildings and Constructions	0	2,515,000	1,670,000	1,000,000	1,000,000	1,000,000
3112	Devices, Machinery and Equipment	0	1,115,000	1,115,000	990,000	1,690,000	1,690,000
3113	Other Fixed Assets	0	20,000	20,000	0	0	0
3122	Inventories	0	40,000	40,000	0	0	0
	<b>Total capital expenditures</b>	0	21,750,000	14,990,000	7,150,000	9,250,000	10,250,000
	<b>Treasury</b>	0	21,750,000	14,990,000	7,150,000	9,250,000	10,250,000
	<b>Total current and capital expenditures</b>	0	22,301,000	15,434,000	8,286,000	10,408,000	11,412,000

( Thousands of JDs )

**Graph of the current and capital expenditures for the years 2019 - 2023**

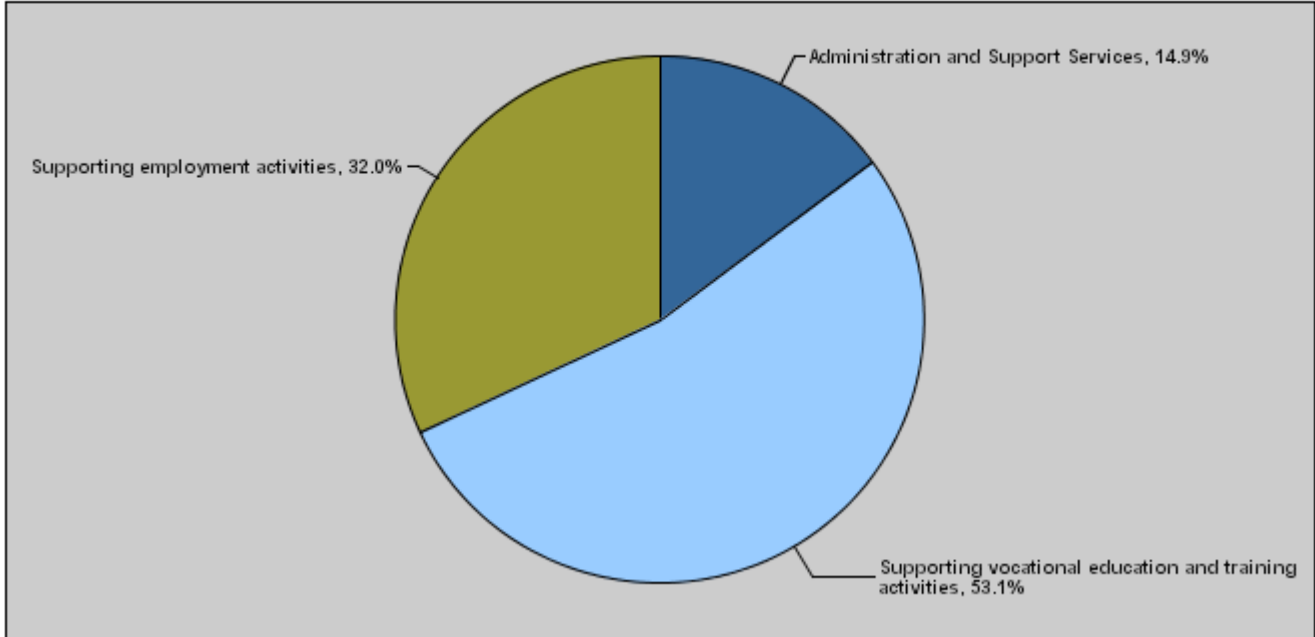


**Budget of Chapter 2904 - Technical and Vocational Skills Development Commission  
For the Year 2021 Distributed According to Program**

( In JDs )

Prog.	Description	Current Expenditures	Capital Expenditures	Total Expenditures
6621	Administration and Support Services	1,136,000	100,000	1,236,000
6622	Supporting vocational education and training activities	0	4,400,000	4,400,000
6623	Supporting employment activities	0	2,650,000	2,650,000
<b>Total</b>		<b>1,136,000</b>	<b>7,150,000</b>	<b>8,286,000</b>

**Total Expenditures for the Year 2021 Distributed According to Programs**



**Estimated Allocations for Females distributed according to Programs for the Years 2019 - 2023**

Program	2019	2020	2021	2022	2023
6621 Administration and Support Services	0	617000	712000	713000	715000
6622 Supporting vocational education and training activities	0	4085000	2580000	3010000	3440000
6623 Supporting employment activities	0	1935000	2150000	2150000	2150000
<b>Total</b>	<b>0</b>	<b>6637000</b>	<b>5442000</b>	<b>5873000</b>	<b>6305000</b>

**Budget Chapter 2904 - Technical and Vocational Skills Development Commission Distributed According to the Program**

<b>6621</b>	<b>Administration and Support Services Program</b>
<b>Objective of the program :</b>	
<ul style="list-style-type: none"> <li>- To increase the efficiency of the commission and its employees and improve its services provided to training providers.</li> <li>- To provide logistics support.</li> <li>- To form sectoral skill councils which are the basis of public and private partnership in developing the vocational and technical education and training system and any other competent committees, in addition to preparing 42 sectoral studies.</li> <li>- To Automate the tasks and systems of the Commission and the compatibility of the new systems with the old ones, in order to serve the tasks and goals of the new Commission.</li> </ul>	
<b>The strategic objective related to the program :</b>	
<ul style="list-style-type: none"> <li>- To promote all forms of learning, skills development and recognize them within the educational system and the labour market, in addition to creating new options for vocational and technical education and training of a high level in line with the national qualifications framework.</li> <li>- To diversify ways of funding of vocational and technical education and training, including encouraging public-private partnerships and strengthening and enhancing the commission's institutional capacity.</li> </ul>	
<b>Directorates associated with the program :</b>	
Financial and Administrative Affairs Directorate, Projects and Studies Directorate, Internal Control Unit, Accreditation and Quality Control Directorate.	
<b>Services provided by the program :</b>	
<ul style="list-style-type: none"> <li>- Composition of sectoral skills councils and any other specialized technical committees according to the criteria approved by the council.</li> <li>- Organizing vocational work at its levels according to the national qualifications framework and licensing the practice of professions.</li> <li>- Contributing to covering the cost of sectoral studies.</li> </ul>	
<b>Staff working in the program :</b>	
The program is implemented through a functional staff in 2020 estimated with ( 49 ) staff, including ( 28 ) males and ( 21 ) females .	

**Key Performance Indicators for Program**

Performance Measurement Indicator	Base Year	Value	Actual value	Target Value	Preliminary Self Evaluation	Target Value		
			2019	2020		2020	2021	2022
1 Number of systems and programs automated	2019	5	0	15	2	13	13	13
2 Number of sector skills council studies	2019	9	0	42	0	5	5	5
3 Volume of financing	2019	635000	0	1090000	90000	3090000	3050000	2910000

Appropriations Of Administration and Support Services Program as Per Activities and Projects.

( In JDs )

Activities and Projects	Actual	Estimated	Re-estimated	Estimated	Indicative	
	2019	2020	2020	2021	2022	2023
<b>Current Expenditures</b>	0	551,000	444,000	1,136,000	1,158,000	1,162,000
601 Administrative and Support Services	0	551,000	444,000	1,136,000	1,158,000	1,162,000
<b>Capital Expenditures</b>	0	2,235,000	990,000	100,000	500,000	500,000
001 Sectoral Skills Councils	0	0	0	100,000	500,000	500,000
002 Automation of the functions and systems of the Authority	0	1,090,000	90,000	0	0	0
003 Strengthening the commissions' institutional capacity	0	1,145,000	900,000	0	0	0
<b>Program / Treasury</b>	0	2,235,000	990,000	100,000	500,000	500,000
<b>Total Program</b>	0	2,786,000	1,434,000	1,236,000	1,658,000	1,662,000

**Budget Chapter 2904 - Technical and Vocational Skills Development Commission Distributed According to the Program**

**6622 Supporting vocational education and training activities Program**

**Objective of the program :**

- To support education and employment activities for the unemployed by offering them a training diploma in different areas.

**The strategic objective related to the program :**

- To improve the quality of vocational and technical training and education by development of consistent standards for the appointment and training of trainers in the sector, alignment of standards and quality assurance among all institutions, and enhance the level of coordination with the private sector.  
 - To promote vocational and technical education and training as a golden opportunity to learn at an early age to ensure a decent standard of living.

**Directorates associated with the program :**

Financial and Administrative Affairs Directorate, Projects and Studies Directorate, Internal Control Unit.

**Services provided by the program :**

- Female employment in remote areas according to agreements with investors for the purposes of establishing and operating productive branches.  
 - Training of trainees under agreements with training providers represented by the Vocational Training Corporation and the National Employment and Training Corporation and civil society institutions in the fields of agriculture, construction, tourism and engineering, in addition to supporting education for students of studies at vocational institutes and colleges in the fields of hospitality, tourism, culinary, and mosaic art.  
 - Developing capacities and skills of vocational and technical teachers, trainers, and supervisors.  
 - Standard-setting for the appointment of vocational trainers and supervisors, their classifications, and organizing their Professional categories, in accordance with the regulations and instructions issued for this purpose.  
 - Developing vocational and technical of curricula and training and education programs according to the sectors requirements.

**Staff working in the program :**

This program is implemented through the Commission's staff

**Key Performance Indicators for Program**

Performance Measurement Indicator	Base Year	Value	Actual value	Target Value	Preliminary Self Evaluation	Target Value			
			2019	2020		2020	2021	2022	2023
1	Number of projects implemented with the private sector	2019	10	0	64	57	72	72	72
2	Number of trainees and employed	2019	16107	0	30425	17670	31227	37186	46103

Appropriations Of Supporting vocational education and training activities Program as Per Activities and Projects.

( In JDs )

Activities and Projects	Actual	Estimated	Re-estimated	Estimated	Indicative	
	2019	2020	2020	2021	2022	2023
<b>Current Expenditures</b>	0	0	0	0	0	0
<b>Capital Expenditures</b>	0	11,615,000	9,500,000	4,400,000	5,850,000	6,850,000
003 Productive branches	0	5,615,000	4,500,000	0	0	0
004 Projects of programs and activities of vocational and technical education and training	0	6,000,000	5,000,000	0	0	0
005 Development of training curricula, tests and Training of Trainers (TOT)	0	0	0	300,000	750,000	750,000
006 Supporting projects of education, training and vocational and technical employment	0	0	0	3,800,000	4,800,000	5,850,000
007 Sustaining the human resources information system, the labor market and gap studies in the economic sectors	0	0	0	300,000	300,000	250,000
<b>Program / Treasury</b>	0	11,615,000	9,500,000	4,400,000	5,850,000	6,850,000
<b>Total Program</b>	0	11,615,000	9,500,000	4,400,000	5,850,000	6,850,000



**Budget Chapter 2904 - Technical and Vocational Skills Development Commission Distributed According to the Program**

<b>6623</b>	<b>Supporting employment activities Program</b>
-------------	---

**Objective of the program :**

- To support employment, training, and vocational and technical education activities, and develop various training processes in public and private sector institutions, and enhance the participation of these sectors in education and training and providing their requirements.

**The strategic objective related to the program :**

- To promote all forms of learning and develop and recognize them within the educational system and the labour market, in addition to creating new options for vocational and technical education and training of a high level in line with the national qualifications framework.

**Directorates associated with the program :**

Financial and Administrative Affairs Directorate, Projects and Studies Directorate, Internal Control Unit.

**Services provided by the program :**

- Funding necessary training requirements for vocational and technical training and education institutions, or contributing to them, including equipment, raw materials, educational materials and training personnel wages.  
 - Training Programs Ending In Employment in various fields and sectors, where this project is considered one of the national priorities in order to provide decent and productive work opportunities for Jordanians through Training under agreements with training providers represented by the Vocational Training Corporation and unions in the fields of agriculture, tourism and engineering.

**Staff working in the program :**

This program is implemented through the Commission's staff

**Key Performance Indicators for Program**

Performance Measurement Indicator	Base Year	Value	Actual value	Target Value	Preliminary Self Evaluation	Target Value			
			2019	2020		2020	2021	2022	2023
			1	Number of trainees and workers		2019	5243	0	7000
2	Percentage of workers	2019	50%	0	95%	100%	82%	87%	92%
3	Volume of financing provided by the fund annually	2019	4600000	0	11400000	10900000	8130000	8130000	8130000

Appropriations Of Supporting employment activities Program as Per Activities and Projects.

( In JDs )

Activities and Projects	Actual	Estimated	Re-estimated	Estimated	Indicative	
	2019	2020	2020	2021	2022	2023
Current Expenditures	0	0	0	0	0	0
Capital Expenditures	0	7,900,000	4,500,000	2,650,000	2,900,000	2,900,000
001 A program for providing decent and productive job opportunities for Jordanians (employment support)	0	5,500,000	3,000,000	2,650,000	2,900,000	2,900,000
002 Employment related training programs	0	2,400,000	1,500,000	0	0	0
Program / Treasury	0	7,900,000	4,500,000	2,650,000	2,900,000	2,900,000
Total Program	0	7,900,000	4,500,000	2,650,000	2,900,000	2,900,000

Chapter : 2904 Technical and Vocational Skills Development Commission

( In JDs )

Current Activities Appropriations According to Program								
Prog.	Activites		Actual	Estimated	Re-estimated	Estimated	Indicative	Indicative
			2019	2020	2020	2021	2022	2023
6621	601	Administrative and Support Services	0	551000	444000	1136000	1158000	1162000
		Total of Program	0	551000	444000	1136000	1158000	1162000
		Total	0	551000	444000	1136000	1158000	1162000

Capital Projects Appropriations According to Program								
Prog.	Projects		Actual	Estimated	Re-estimated	Estimated	Indicative	Indicative
			2019	2020	2020	2021	2022	2023
6621	001	Sectoral Skills Councils	0	0	0	100000	500000	500000
	002	Automation of the functions and systems of the Authority	0	1090000	90000	0	0	0
	003	Strengthening the commissions' institutional capacity	0	1145000	900000	0	0	0
		Total of Program	0	2235000	990000	100000	500000	500000
6622	003	Productive branches	0	5615000	4500000	0	0	0
	004	Projects of programs and activities of vocational and technical education and training	0	6000000	5000000	0	0	0
	005	Development of training curricula, tests and Training of Trainers (TOT)	0	0	0	300000	750000	750000
	006	Supporting projects of education, training and vocational and technical employment	0	0	0	3800000	4800000	5850000
	007	Sustaining the human resources information system, the labor market and gap studies in the economic sectors	0	0	0	300000	300000	250000
		Total of Program	0	11615000	9500000	4400000	5850000	6850000
6623	001	A program for providing decent and productive job opportunities for Jordanians (employment support)	0	5500000	3000000	2650000	2900000	2900000
	002	Employment related training programs	0	2400000	1500000	0	0	0
		Total of Program	0	7900000	4500000	2650000	2900000	2900000
		Total	0	21750000	14990000	7150000	9250000	10250000

# Overall Summary of Current Expenditures for the Years 2019 - 2023

**Chapter: 2904** Technical and Vocational Skills Development Commission

( In JDs )

Group	Item	Description	Actual 2019	Estimated 2020	Re-estimated 2020	Estimated 2021	Indicative 2022	Indicative 2023
<b>21</b>		<b>Compensations of Employees</b>						
<b>2111</b>		<b>Salaries, Wages and Allowances</b>						
	101	Classified Employees	0	23000	12500	17000	17000	19000
	102	Unclassified Employees	0	40000	38000	55000	56000	56000
	103	Comprehensive Contract Employees	0	10000	0	0	0	0
	105	Personal Cost of Living Allowance	0	57000	50000	57000	58000	59000
	106	Family Cost of Living Allowance	0	6000	3500	5000	5000	5000
	110	Overtime Allowance	0	0	0	10000	10000	10000
	111	Additional Allowance	0	60000	50000	74000	75000	76000
	112	Other Allowances	0	38000	34000	37000	37000	37000
	113	Transportation Allowance	0	10000	5000	4000	4000	4000
	114	Transport Allowance	0	8000	8000	12000	12000	12000
	116	Employees' Bonuses	0	72000	72000	250000	250000	250000
	120	Contract Employees	0	45000	31000	32000	33000	34000
		<b>Total</b>	<b>0</b>	<b>369000</b>	<b>304000</b>	<b>553000</b>	<b>557000</b>	<b>562000</b>
<b>2121</b>		<b>Social Security Contributions</b>						
	301	Social Security	0	37000	30000	49000	50000	51000
		<b>Total</b>	<b>0</b>	<b>37000</b>	<b>30000</b>	<b>49000</b>	<b>50000</b>	<b>51000</b>
<b>22</b>		<b>Use of Goods and Services</b>						
<b>2211</b>		<b>Use of Goods and Services</b>						
	201	Rents	0	10000	10000	15000	15000	15000
	202	Telecommunications Services	0	4000	3000	5000	5000	5000
	203	Water	0	2000	1000	5000	5000	5000
	204	Electricity	0	40000	30000	40000	37000	37000
	205	Fuels	0	4000	4000	7000	7000	7000
	206	Maintenance of Machines, furniture and accessories	0	4000	3000	5000	4000	4000
	207	Maintenance of vehicles, equipment and accessories	0	3000	3000	7000	7000	7000
	208	Repair and maintenance of buildings and accessories	0	3000	3000	8000	8000	6000
	209	Stationery, Publications and Office Supplies	0	5000	4000	37000	37000	37000
	211	Cleaning services and supplies including cleaning contracts	0	2000	2000	13000	13000	13000
	212	Insurance	0	2000	2000	4000	4000	4000
	213	Official Travel Missions	0	2000	2000	4000	4000	4000
	214	Goods and services expenses	0	15000	13000	41000	62000	62000
		<b>Total</b>	<b>0</b>	<b>96000</b>	<b>80000</b>	<b>191000</b>	<b>208000</b>	<b>206000</b>
<b>28</b>		<b>Other Expenditures</b>						
<b>2821</b>		<b>Other Current Expenditures</b>						
	302	Contributions	0	6000	4000	5000	5000	5000
	303	Scientific scholarships and training courses	0	3000	1000	3000	3000	3000
	305	Non-Employees' Bonuses	0	30000	20000	330000	330000	330000
	306	Refunds from previous years revenues	0	10000	5000	5000	5000	5000
		<b>Total</b>	<b>0</b>	<b>49000</b>	<b>30000</b>	<b>343000</b>	<b>343000</b>	<b>343000</b>
		<b>Total of Chapter</b>	<b>0</b>	<b>551000</b>	<b>444000</b>	<b>1136000</b>	<b>1158000</b>	<b>1162000</b>

Program : 6621 - Administration and Support Services								
Activity : 601 - Administrative and Support Services								
Group	Item	Description	Actual 2019	Estimated 2020	Re-estimated 2020	Estimated 2021	Indicative 2022	Indicative 2023
<b>21</b>		<b>Compensations of Employees</b>						
<b>2111</b>		Salaries, Wages and Allowances						
	101	Classified Employees	0	23000	12500	17000	17000	19000
	102	Unclassified Employees	0	40000	38000	55000	56000	56000
	103	Comprehensive Contract Employees	0	10000	0	0	0	0
	105	Personal Cost of Living Allowance	0	57000	50000	57000	58000	59000
	106	Family Cost of Living Allowance	0	6000	3500	5000	5000	5000
	110	Overtime Allowance	0	0	0	10000	10000	10000
	111	Additional Allowance	0	60000	50000	74000	75000	76000
	112	Other Allowances	0	38000	34000	37000	37000	37000
	113	Transportation Allowance	0	10000	5000	4000	4000	4000
	114	Transport Allowance	0	8000	8000	12000	12000	12000
	116	Employees' Bonuses	0	72000	72000	250000	250000	250000
	120	Contract Employees	0	45000	31000	32000	33000	34000
		<b>Total</b>	<b>0</b>	<b>369000</b>	<b>304000</b>	<b>553000</b>	<b>557000</b>	<b>562000</b>
<b>2121</b>		Social Security Contributions						
	301	Social Security	0	37000	30000	49000	50000	51000
		<b>Total</b>	<b>0</b>	<b>37000</b>	<b>30000</b>	<b>49000</b>	<b>50000</b>	<b>51000</b>
<b>22</b>		<b>Use of Goods and Services</b>						
<b>2211</b>		Use of Goods and Services						
	201	Rents	0	10000	10000	15000	15000	15000
	202	Telecommunications Services	0	4000	3000	5000	5000	5000
	203	Water	0	2000	1000	5000	5000	5000
	204	Electricity	0	40000	30000	40000	37000	37000
	205	Fuels	0	4000	4000	7000	7000	7000
		001 Heating	0	1000	1000	2000	2000	2000
		002 Saloon vehicles	0	2000	2000	3000	3000	3000
		003 Transport vehicles and heavy equipment	0	1000	1000	2000	2000	2000
	206	Maintenance of Machines, furniture and accessories	0	4000	3000	5000	4000	4000
	207	Maintenance of vehicles, equipment and accessories	0	3000	3000	7000	7000	7000
	208	Repair and maintenance of buildings and accessories	0	3000	3000	8000	8000	6000
	209	Stationery, Publications and Office Supplies	0	5000	4000	37000	37000	37000
	211	Cleaning services and supplies including cleaning contracts	0	2000	2000	13000	13000	13000
	212	Insurance	0	2000	2000	4000	4000	4000
	213	Official Travel Missions	0	2000	2000	4000	4000	4000
	214	Goods and services expenses	0	15000	13000	41000	62000	62000
		001 Events and hospitality	0	1000	1000	20000	40000	40000
		008 Advertisements and subscriptions	0	1000	1000	1000	1000	1000
		013 Services, security and guarding contracts	0	5000	5000	13000	13000	13000
		028 Professional services expenditures	0	3000	3000	3000	3000	3000
		108 Cases and fees	0	4000	2000	3000	4000	4000
		121 Administrative expenses	0	1000	1000	1000	1000	1000
		<b>Total</b>	<b>0</b>	<b>96000</b>	<b>80000</b>	<b>191000</b>	<b>208000</b>	<b>206000</b>
<b>28</b>		<b>Other Expenditures</b>						
<b>2821</b>		Other Current Expenditures						
	302	Contributions	0	6000	4000	5000	5000	5000
		028 End of Service Compensation	0	6000	4000	5000	5000	5000
	303	Scientific scholarships and training courses	0	3000	1000	3000	3000	3000
	305	Non-Employees' Bonuses	0	30000	20000	330000	330000	330000
	306	Refunds from previous years revenues	0	10000	5000	5000	5000	5000
		<b>Total</b>	<b>0</b>	<b>49000</b>	<b>30000</b>	<b>343000</b>	<b>343000</b>	<b>343000</b>
		<b>Total of Activity</b>	<b>0</b>	<b>551000</b>	<b>444000</b>	<b>1136000</b>	<b>1158000</b>	<b>1162000</b>
		<b>Total of Program</b>	<b>0</b>	<b>551000</b>	<b>444000</b>	<b>1136000</b>	<b>1158000</b>	<b>1162000</b>
		<b>Total of Chapter</b>	<b>0</b>	<b>551000</b>	<b>444000</b>	<b>1136000</b>	<b>1158000</b>	<b>1162000</b>

# Overall Summary of Capital Expenditures for the Years 2019 - 2023

Chapter : 2904 Technical and Vocational Skills Development Commission

( In JDs )

Group	Item	Description	Actual 2019	Estimated 2020	Re-estimated 2020	Estimated 2021	Indicative 2022	Indicative 2023
		<b>Expenditures</b>						
21		<b>Compensations of Employees</b>						
2111		Salaries, Wages and Allowances						
	501	Salaries	0	0	0	700000	700000	700000
	502	Wages	0	330000	330000	0	0	0
		<b>Total</b>	0	330000	330000	700000	700000	700000
22		<b>Use of Goods and Services</b>						
2211		Use of Goods and Services						
	510	Buildings and facilities repair and maintenance	0	500000	450000	100000	100000	100000
	512	Operating and Sustaining Expenditures	0	17130000	11315000	4060000	4810000	5860000
		<b>Total</b>	0	17630000	11765000	4160000	4910000	5960000
28		<b>Other Expenditures</b>						
2822		Other Capital Expenditures						
	504	Studies, Research and Consultations	0	100000	50000	300000	950000	900000
		<b>Total</b>	0	100000	50000	300000	950000	900000
		<b>Fixed Assets</b>						
31		<b>Non-financial Assets</b>						
3111		Buildings and Constructions						
	508	Works and Constructions	0	2515000	1670000	1000000	1000000	1000000
		<b>Total</b>	0	2515000	1670000	1000000	1000000	1000000
3112		Devices, Machinery and Equipment						
	505	Equipment, Machines and Devices	0	1115000	1115000	990000	1690000	1690000
		<b>Total</b>	0	1115000	1115000	990000	1690000	1690000
3113		Other Fixed Assets						
	511	Equipping and furnishing	0	20000	20000	0	0	0
		<b>Total</b>	0	20000	20000	0	0	0
3122		Inventories						
	503	Materials and supplies	0	40000	40000	0	0	0
		<b>Total</b>	0	40000	40000	0	0	0
		<b>Total of Chapter</b>	0	21750000	14990000	7150000	9250000	10250000

# Capital Expenditures According to Program and Projects for the Years 2019 - 2023

Chapter : 2904 Technical and Vocational Skills Development Commission

( In JDs )

Program 6621 Administration and Support Services								
Project		001 Sectoral Skills Councils						
Fund Source		102001 Capital (Treasury)						
Group	item	Description	Actual 2019	Estimated 2020	Re-estimated 2020	Estimated 2021	Indicative 2022	Indicative 2023
28		Other Expenditures						
2822		Other Capital Expenditures						
	504	Studies, Research and Consultations						
	036	Various studies	0	0	0	0	400000	400000
		<b>Total of Item</b>	0	0	0	0	400000	400000
31		Non-financial Assets						
3112		Devices, Machinery and Equipment						
	505	Equipment, Machines and Devices						
	001	Computers and accessories	0	0	0	100000	100000	100000
		<b>Total of Item</b>	0	0	0	100000	100000	100000
		<b>Total of Project / Treasury</b>	0	0	0	100000	500000	500000
Project		002 Automation of the functions and systems of the Authority						
Fund Source		102001 Capital (Treasury)						
Group	item	Description	Actual 2019	Estimated 2020	Re-estimated 2020	Estimated 2021	Indicative 2022	Indicative 2023
22		Use of Goods and Services						
2211		Use of Goods and Services						
	512	Operating and Sustaining Expenditures						
	015	Operating systems and software	0	1000000	0	0	0	0
		<b>Total of Item</b>	0	1000000	0	0	0	0
31		Non-financial Assets						
3112		Devices, Machinery and Equipment						
	505	Equipment, Machines and Devices						
	001	Computers and accessories	0	90000	90000	0	0	0
		<b>Total of Item</b>	0	90000	90000	0	0	0
		<b>Total of Project / Treasury</b>	0	1090000	90000	0	0	0

# Capital Expenditures According to Program and Projects for the Years 2019 - 2023

Chapter : 2904 Technical and Vocational Skills Development Commission

( In JDs )

Program		6621 Administration and Support Services						
Project		003 Strengthening the commissions' institutional capacity						
Fund Source		102001 Capital (Treasury)						
Group	Item	Description	Actual 2019	Estimated 2020	Re-estimated 2020	Estimated 2021	Indicative 2022	Indicative 2023
<b>21</b>		<b>Compensations of Employees</b>						
<b>2111</b>		Salaries, Wages and Allowances						
	<b>502</b>	<b>Wages</b>						
	001	Wages	0	300000	300000	0	0	0
	004	Bonuses	0	30000	30000	0	0	0
		<b>Total of Item</b>	0	330000	330000	0	0	0
<b>22</b>		<b>Use of Goods and Services</b>						
<b>2211</b>		Use of Goods and Services						
	<b>510</b>	<b>Buildings and facilities repair and maintenance</b>						
	009	Buildings repair and renovation	0	100000	50000	0	0	0
		<b>Total of Item</b>	0	100000	50000	0	0	0
	<b>512</b>	<b>Operating and Sustaining Expenditures</b>						
	006	Devices, tools and equipment maintenance	0	10000	10000	0	0	0
	011	Capacity building expenses	0	190000	45000	0	0	0
	012	Subscriptions, insurances	0	10000	10000	0	0	0
	013	Services contracts	0	300000	300000	0	0	0
	032	Conferences, celebrations and workshops	0	20000	20000	0	0	0
		<b>Total of Item</b>	0	530000	385000	0	0	0
<b>28</b>		<b>Other Expenditures</b>						
<b>2822</b>		Other Capital Expenditures						
	<b>504</b>	<b>Studies, Research and Consultations</b>						
	027	Purchasing consultation services	0	100000	50000	0	0	0
		<b>Total of Item</b>	0	100000	50000	0	0	0
<b>31</b>		<b>Non-financial Assets</b>						
<b>3112</b>		Devices, Machinery and Equipment						
	<b>505</b>	<b>Equipment, Machines and Devices</b>						
	003	Office supplies and equipment	0	7000	7000	0	0	0
	023	Electrical devices and equipment	0	18000	18000	0	0	0
		<b>Total of Item</b>	0	25000	25000	0	0	0
<b>3113</b>		Other Fixed Assets						
	<b>511</b>	<b>Equipping and furnishing</b>						
	009	Office furniture and equipment	0	20000	20000	0	0	0
		<b>Total of Item</b>	0	20000	20000	0	0	0
<b>3122</b>		Inventories						
	<b>503</b>	<b>Materials and supplies</b>						
	023	Decorations	0	40000	40000	0	0	0
		<b>Total of Item</b>	0	40000	40000	0	0	0
		<b>Total of Project / Treasury</b>	0	1145000	900000	0	0	0
		<b>Total of Program</b>	0	2235000	990000	100000	500000	500000

# Capital Expenditures According to Program and Projects for the Years 2019 - 2023

Chapter : 2904 Technical and Vocational Skills Development Commission

( In JDs )

Program 6622 Supporting vocational education and training activities								
Project		003 Productive branches						
Fund Source		102001 Capital (Treasury)						
Group	Item	Description	Actual 2019	Estimated 2020	Re-estimated 2020	Estimated 2021	Indicative 2022	Indicative 2023
22		Use of Goods and Services						
2211		Use of Goods and Services						
	512	Operating and Sustaining Expenditures						
	008	Qualification and training expenses	0	3000000	2730000	0	0	0
	035	Technical and administrative support	0	100000	100000	0	0	0
		<b>Total of Item</b>	0	3100000	2830000	0	0	0
31		Non-financial Assets						
3111		Buildings and Constructions						
	508	Works and Constructions						
	013	Construction of buildings	0	2515000	1670000	0	0	0
		<b>Total of Item</b>	0	2515000	1670000	0	0	0
		<b>Total of Project / Treasury</b>	0	5615000	4500000	0	0	0
Project		004 Projects of programs and activities of vocational and technical education and training						
Fund Source		102001 Capital (Treasury)						
Group	Item	Description	Actual 2019	Estimated 2020	Re-estimated 2020	Estimated 2021	Indicative 2022	Indicative 2023
22		Use of Goods and Services						
2211		Use of Goods and Services						
	510	Buildings and facilities repair and maintenance						
	009	Buildings repair and renovation	0	400000	400000	0	0	0
		<b>Total of Item</b>	0	400000	400000	0	0	0
	512	Operating and Sustaining Expenditures						
	008	Qualification and training expenses	0	3500000	2500000	0	0	0
	009	Fees	0	200000	200000	0	0	0
	035	Technical and administrative support	0	1400000	1400000	0	0	0
		<b>Total of Item</b>	0	5100000	4100000	0	0	0
31		Non-financial Assets						
3112		Devices, Machinery and Equipment						
	505	Equipment, Machines and Devices						
	004	Educational devices and equipment	0	500000	500000	0	0	0
		<b>Total of Item</b>	0	500000	500000	0	0	0
		<b>Total of Project / Treasury</b>	0	6000000	5000000	0	0	0



# Capital Expenditures According to Program and Projects for the Years 2019 - 2023

Chapter : 2904 Technical and Vocational Skills Development Commission

( In JDs )

Program 6622 Supporting vocational education and training activities								
Project		005 Development of training curricula, tests and Training of Trainers (TOT)						
Fund Source		102001 Capital (Treasury)						
Group	item	Description	Actual 2019	Estimated 2020	Re-estimated 2020	Estimated 2021	Indicative 2022	Indicative 2023
<b>22</b>		<b>Use of Goods and Services</b>						
<b>2211</b>		Use of Goods and Services						
	512	Operating and Sustaining Expenditures						
	008	Qualification and training expenses	0	0	0	60000	160000	160000
	015	Operating systems and software	0	0	0	150000	250000	250000
		<b>Total of Item</b>	<b>0</b>	<b>0</b>	<b>0</b>	<b>210000</b>	<b>410000</b>	<b>410000</b>
<b>28</b>		<b>Other Expenditures</b>						
<b>2822</b>		Other Capital Expenditures						
	504	Studies, Research and Consultations						
	007	Institutional work development studies	0	0	0	0	250000	250000
		<b>Total of Item</b>	<b>0</b>	<b>0</b>	<b>0</b>	<b>0</b>	<b>250000</b>	<b>250000</b>
<b>31</b>		<b>Non-financial Assets</b>						
<b>3112</b>		Devices, Machinery and Equipment						
	505	Equipment, Machines and Devices						
	001	Computers and accessories	0	0	0	55000	55000	55000
	003	Office supplies and equipment	0	0	0	15000	15000	15000
	023	Electrical devices and equipment	0	0	0	20000	20000	20000
		<b>Total of Item</b>	<b>0</b>	<b>0</b>	<b>0</b>	<b>90000</b>	<b>90000</b>	<b>90000</b>
		<b>Total of Project / Treasury</b>	<b>0</b>	<b>0</b>	<b>0</b>	<b>300000</b>	<b>750000</b>	<b>750000</b>
Project		006 Supporting projects of education, training and vocational and technical employment						
Fund Source		102001 Capital (Treasury)						
Group	item	Description	Actual 2019	Estimated 2020	Re-estimated 2020	Estimated 2021	Indicative 2022	Indicative 2023
<b>21</b>		<b>Compensations of Employees</b>						
<b>2111</b>		Salaries, Wages and Allowances						
	501	Salaries						
	001	Salaries	0	0	0	700000	700000	700000
		<b>Total of Item</b>	<b>0</b>	<b>0</b>	<b>0</b>	<b>700000</b>	<b>700000</b>	<b>700000</b>
<b>22</b>		<b>Use of Goods and Services</b>						
<b>2211</b>		Use of Goods and Services						
	510	Buildings and facilities repair and maintenance						
	009	Buildings repair and renovation	0	0	0	100000	100000	100000
		<b>Total of Item</b>	<b>0</b>	<b>0</b>	<b>0</b>	<b>100000</b>	<b>100000</b>	<b>100000</b>
	512	Operating and Sustaining Expenditures						
	008	Qualification and training expenses	0	0	0	1700000	2000000	3050000
		<b>Total of Item</b>	<b>0</b>	<b>0</b>	<b>0</b>	<b>1700000</b>	<b>2000000</b>	<b>3050000</b>
<b>31</b>		<b>Non-financial Assets</b>						
<b>3111</b>		Buildings and Constructions						
	508	Works and Constructions						
	013	Construction of buildings	0	0	0	1000000	1000000	1000000
		<b>Total of Item</b>	<b>0</b>	<b>0</b>	<b>0</b>	<b>1000000</b>	<b>1000000</b>	<b>1000000</b>
<b>3112</b>		Devices, Machinery and Equipment						
	505	Equipment, Machines and Devices						
	004	Educational devices and equipment	0	0	0	300000	1000000	1000000
		<b>Total of Item</b>	<b>0</b>	<b>0</b>	<b>0</b>	<b>300000</b>	<b>1000000</b>	<b>1000000</b>
		<b>Total of Project / Treasury</b>	<b>0</b>	<b>0</b>	<b>0</b>	<b>3800000</b>	<b>4800000</b>	<b>5850000</b>

# Capital Expenditures According to Program and Projects for the Years 2019 - 2023

Chapter : 2904 Technical and Vocational Skills Development Commission

( In JDs )

Program 6622 Supporting vocational education and training activities								
Project		007 Sustaining the human resources information system, the labor market and gap studies in the economic sectors						
Fund Source		102001	Capital (Treasury)					
Group	item	Description	Actual 2019	Estimated 2020	Re-estimated 2020	Estimated 2021	Indicative 2022	Indicative 2023
28		Other Expenditures						
2822		Other Capital Expenditures						
	504	Studies, Research and Consultations						
	009	Statistical surveys studies	0	0	0	300000	300000	250000
		<b>Total of Item</b>	0	0	0	300000	300000	250000
		<b>Total of Project / Treasury</b>	0	0	0	300000	300000	250000
		<b>Total of Program</b>	0	11615000	9500000	4400000	5850000	6850000

# Capital Expenditures According to Program and Projects for the Years 2019 - 2023

Chapter : 2904 Technical and Vocational Skills Development Commission

( In JDs )

Program		6623 Supporting employment activities						
Project		001 A program for providing decent and productive job opportunities for Jordanians (employment support)						
Fund Source		102001 Capital (Treasury)						
Group	item	Description	Actual 2019	Estimated 2020	Re-estimated 2020	Estimated 2021	Indicative 2022	Indicative 2023
22		Use of Goods and Services						
2211		Use of Goods and Services						
	512	Operating and Sustaining Expenditures						
	008	Qualification and training expenses	0	4000000	2000000	2150000	2400000	2400000
	035	Technical and administrative support	0	1000000	500000	0	0	0
		<b>Total of Item</b>	0	5000000	2500000	2150000	2400000	2400000
31		Non-financial Assets						
3112		Devices, Machinery and Equipment						
	505	Equipment, Machines and Devices						
	004	Educational devices and equipment	0	500000	500000	500000	500000	500000
		<b>Total of Item</b>	0	500000	500000	500000	500000	500000
		<b>Total of Project / Treasury</b>	0	5500000	3000000	2650000	2900000	2900000
Project		002 Employment related training programs						
Fund Source		102001 Capital (Treasury)						
Group	item	Description	Actual 2019	Estimated 2020	Re-estimated 2020	Estimated 2021	Indicative 2022	Indicative 2023
22		Use of Goods and Services						
2211		Use of Goods and Services						
	512	Operating and Sustaining Expenditures						
	008	Qualification and training expenses	0	1400000	1000000	0	0	0
	035	Technical and administrative support	0	1000000	500000	0	0	0
		<b>Total of Item</b>	0	2400000	1500000	0	0	0
		<b>Total of Project / Treasury</b>	0	2400000	1500000	0	0	0
		<b>Total of Program</b>	0	7900000	4500000	2650000	2900000	2900000
		<b>Total of Chapter</b>	0	21750000	14990000	7150000	9250000	10250000