

Chapter : 2602 Accreditation and Quality Assurance Commission for Higher Education Institution

- Creation:** Accreditation and Quality Assurance Commission for Higher Education Institutions was established under its law No. (20) for the year 2007 and amendments thereto, to improve the quality of higher education in the Hashemite Kingdom of Jordan and to ensure the quality of its outputs using measurement standards aligning with the international standards.
- Vision :** Higher education institutions with high level of global competitiveness.
- Mission:** Improving the performance of the higher education institutions in Jordan, promoting their competitiveness, and ensuring their implementation of accreditation and quality regulations and standards, consistent with international standards.
- Legal Framework :** Amended Law No. (31) for the year 2018 amending the Law on Accreditation of Higher Education Institutions and Quality Assurance.

Tasks of the Ministry / Department:

- Set accreditation standards and ensure quality and classifications and review periodically
- Monitor and follow up the commitment of higher education institutions to laws, regulations and instructions related to accreditation standards and quality assurance.
- Apply the public and private accreditation standards on the high education institutions
- Collect information and conduct and analyze studies and research related to high education
- Ensure that high education institutions conduct and study the self-evaluation for their programs and outcomes
- Identify the allowance paid by the higher education institutions for public and private accreditation and creating specializations and upgrading the public and private capacity, issuance of quality assurance certificate, identifying the knowledge field and providing any services for the higher education institutions as per their request within the tasks and authorities of the Council
- Conduct university efficiency exam by the National Center for Exams
- Apply the Jordanian classification of universities and academic programs
- Issue instructions, standards and foundations related to all the Commission's works.

Ministry/Department Contribution to the Achievement of the National Objectives:

- Improve the quality high education in the Hashemite Kingdom of Jordan and ensure its quality to reach the global competitiveness
- Encourage high education institutions for opening and interaction with scientific research institutions, accreditation commissions and international quality control.
- Develop high education using measurement standards in line with the international standards.
- Activate the role of higher education in translating the highness royal directives toward updation, development and qualification to enter the labor market and benefiting from information and technology revolution

Major Issues and Challenges which face the Ministry / Department:

- Building capacities, skills and competences of human resources working in the Commission due to the fact that they are fresh graduates and joined the Commission recently, especially there are no specialists in quality and classification.
- The small size of human resources of the Commission compared to the volume of work carried out by the Commission
- Build the capacity of the Commission to analyze the results of national exams and information and their usage in upgrading the efficiency of higher education
- Emergence of new tasks and duties of the Commission require the provision of competences and development of existing consistent with new requirements.
- Difficulty in attracting the qualified people to work in the Commission due to weakness of the financial and moral incentives and the link of the instructions to the Civil Service Bureau.

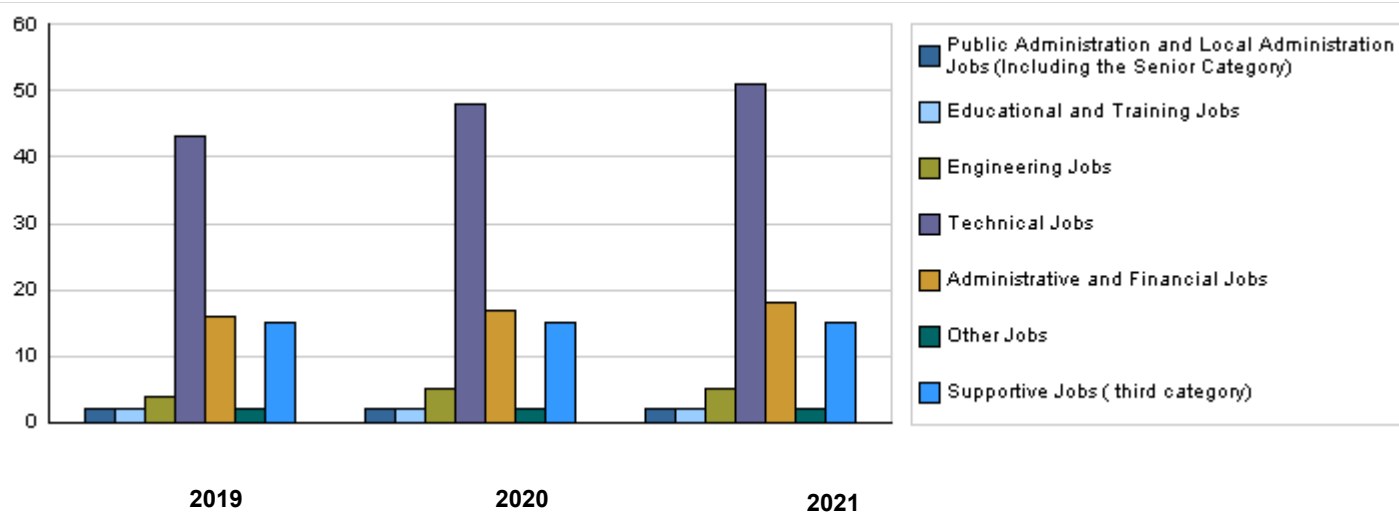
CHAPTER : 2602 Accreditation and Quality Assurance Commission for Higher Education Institutions

Strategic Objectives and Performance Indicators of the Ministry / Department

Strategic Objective	Performance Indicator	Base year	Value	Actual Value	Target Value	Preliminary Self Evaluation	Target Value		
				2019	2020	2020	2021	2022	2023
1 - To strengthen the institutional capacities of the Commission	1 High education institutions satisfaction degree of the Commission's services	2018	%73	%93	%88	%89	%89	%90	%91
2 - To ensure the quality of Jordanian higher education institutions and improve their international rank	1 Number of universities holding a rank within the best 500 universities internationally	2018	1	3	4	1	3	3	4
	2 Number of universities having a rank within the best 100 universities at the regional level	2018	13	15	17	11	13	14	14
	3 Number of universities obtaining accreditation certificates and international quality assurance	2018	6	8	10	5	7	8	9
	4 Number of academic programs holding accreditation certificates and international quality assurance	2018	20	30	40	93	100	110	120
	5 The percentage of universities obtained a score of 75% or more within the results of the Jordan classification of universities	0	-	-	%15	-	%10	%15	%20
	6 Number of universities holding Jordanian quality assurance certificate	2018	4	7	8	5	8	9	10
	7 Number of academic programs holding the Jordanian quality assurance certificate	2018	18	30	35	35	45	50	60

Number of Staff of the Ministry / Department

Group	Job	2019			2020			Preliminary 2021		
		Male	Female	Total	Male	Female	Total	Male	Female	Total
Public Administration and Local Administration Jobs (Including the Senior Category)	President and Vice President	2	0	2	2	0	2	2	0	2
Educational and Training Jobs	Members of Accreditation Council	2	0	2	2	0	2	2	0	2
Engineering Jobs	Engineer , Associate Engineer	2	2	4	3	2	5	3	2	5
Technical Jobs	Manager, Section Head, Programmer, Officer	25	18	43	29	19	48	32	19	51
Administrative and Financial Jobs	Accountant, Administrative	10	6	16	11	6	17	12	6	18
Other Jobs	Analyst/ Assistant statistical	0	2	2	0	2	2	0	2	2
Supportive Jobs (third category)	Office Boy, Typist, Driver, Technician, Telephone	11	4	15	11	4	15	11	4	15
Total		52	32	84	58	33	91	62	33	95
Total Cost of Salaries		491580	302511	794091	495231	281769	777000	536463	285537	822000



Key Information of the Ministry / Department

No.	Description	2017	2018	2019	2020	2021
1	Number of Jordanian universities with general accreditation	28	29	29	29	29
2	Number of specializations subject to accreditation standards	1355	1405	1522	1545	1645
3	Number of society colleges with general accreditation	41	41	41	42	42
4	Number of specializations subject to private accreditation standards in society colleges	91	107	250	350	370
5	Number of university colleges	3	7	7	9	7
6	Number of programs covered by university qualification exam	17	17	18	18	18

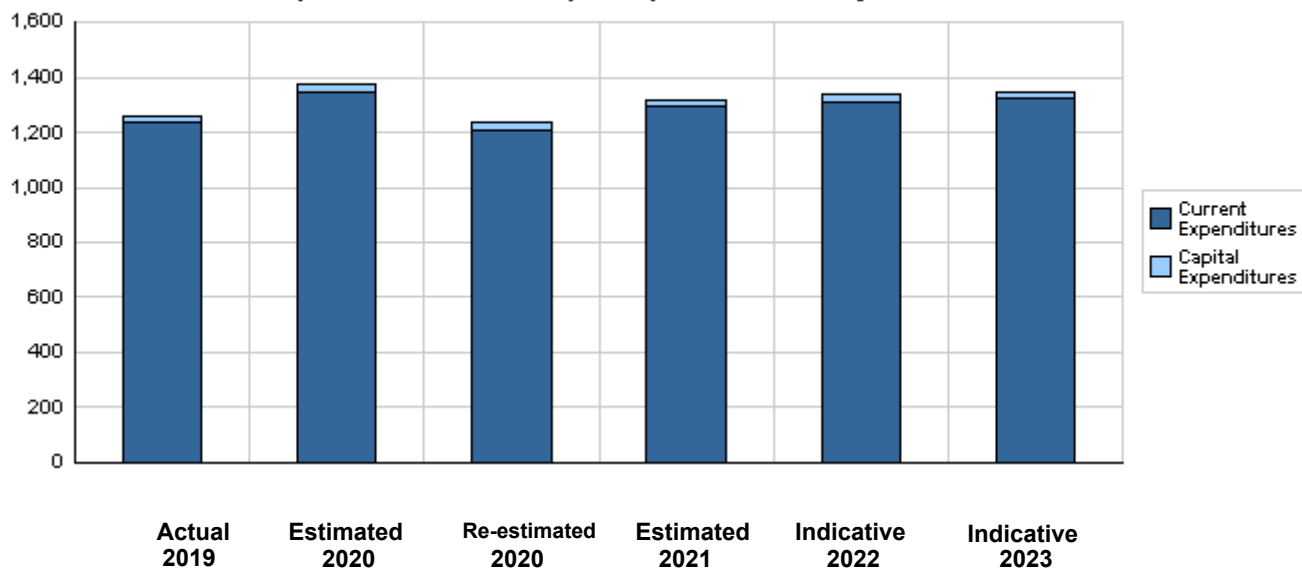
**Overall Summary of Expenditures for Chapter 2602- Accreditation and Quality Assurance Commission for
Higher Education Institutions
for the Years 2019 - 2023**

(In JDs)

Description		Actual 2019	Estimated 2020	Re-estimated 2020	Estimated 2021	Indicative		
						2022	2023	
Group	Current Expenditures							
2111	Salaries, Wages and Allowances	721,100	768,000	699,000	732,000	740,000	748,000	
2121	Social Security Contributions	72,991	84,000	78,000	90,000	92,000	94,000	
2211	Use of Goods and Services	179,393	187,000	174,000	174,000	184,000	183,000	
2821	Other Current Expenditures	261,366	309,000	258,000	295,000	295,000	295,000	
Total current expenditures		1,234,850	1,348,000	1,209,000	1,291,000	1,311,000	1,320,000	
		Capital Expenditures						
2211	Use of Goods and Services	11,202	11,000	8,000	10,000	10,000	10,000	
3112	Devices, Machinery and Equipment	11,723	19,000	17,000	17,000	15,000	15,000	
Total capital expenditures		22,925	30,000	25,000	27,000	25,000	25,000	
Treasury		22,925	30,000	25,000	27,000	25,000	25,000	
Total current and capital expenditures		1,257,775	1,378,000	1,234,000	1,318,000	1,336,000	1,345,000	

(Thousands of JDs)

Graph of the current and capital expenditures for the years 2019 - 2023

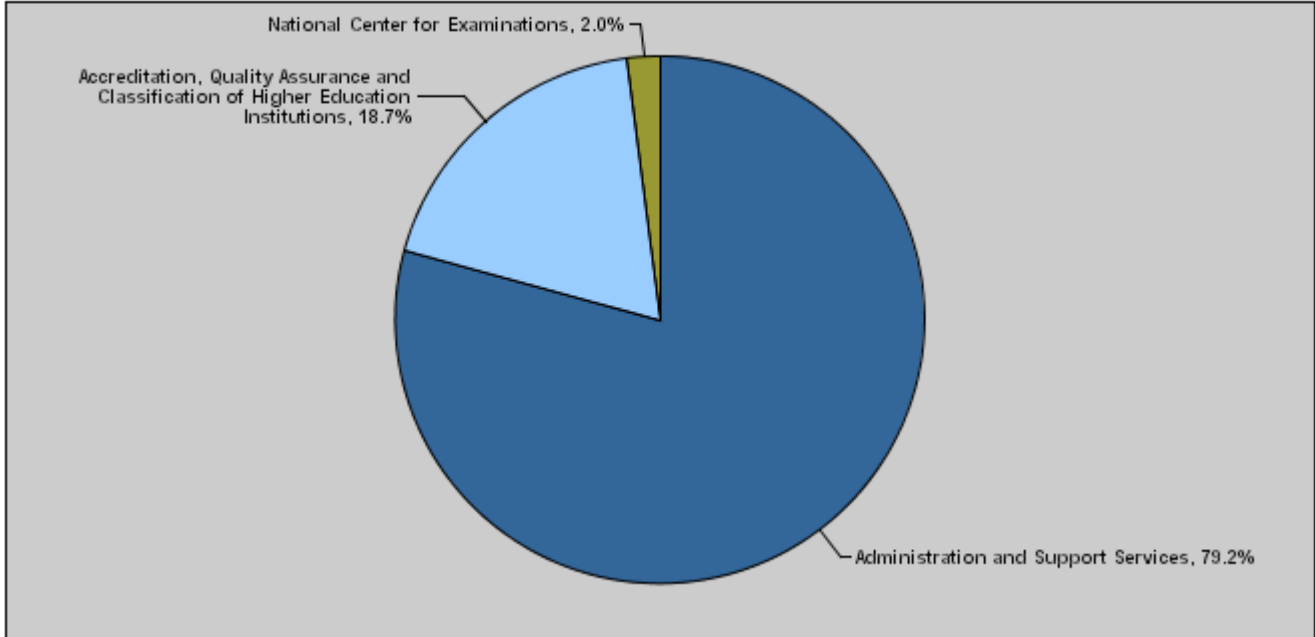


**Budget of Chapter 2602 - Accreditation and Quality Assurance Commission for Higher Education Institutions
For the Year 2021 Distributed According to Program**

(In JDs)

Prog.	Description	Current Expenditures	Capital Expenditures	Total Expenditures
6521	Administration and Support Services	1,044,000	0	1,044,000
6522	Accreditation, Quality Assurance and Classification of Higher Education Institutions	247,000	0	247,000
6523	National Center for Examinations	0	27,000	27,000
Total		1,291,000	27,000	1,318,000

Total Expenditures for the Year 2021 Distributed According to Programs



Estimated Allocations for Females distributed according to Programs for the Years 2019 - 2023

Program	2019	2020	2021	2022	2023
6521 Administration and Support Services	342000	349000	369000	372000	376000
6522 Accreditation, Quality Assurance and Classification of Higher Education Institutions	90000	74000	86000	86000	86000
6523 National Center for Examinations	8000	9000	11000	9000	9000
Total	440000	432000	466000	467000	471000

**Budget Chapter 2602 - Accreditation and Quality Assurance Commission for Higher Education Institutions
Distributed According to the Program**

6521 Administration and Support Services Program

Objective of the program :

This program aims at developing the Commission's institutional capacities.

The strategic objective related to the program :

To strengthen the institutional capacities of the Commission.

Directorates associated with the program :

- Administrative and Financial Affairs Directorate.
- Legal Affairs.
- Internal Control.
- Commission's Board.
- Secretariat of the Board.

Services provided by the program :

- Provide support for the Commission's different activities.
- Provide the administrative infrastructure (as computerization, committee administrative transport means, provide furniture and supplies).
- All financial and administrative matters related to salary disbursement, employees bonuses, emerging committees and follow up their different job issues.

Staff working in the program :

The program is implemented through a functional staff in 2020 estimated with (95) staff, including (62) males and (33) females .

Key Performance Indicators for Program

Performance Measurement Indicator		Base Year	Value	Actual value	Target Value	Preliminary Self Evaluation	Target Value		
				2019	2020		2020	2021	2022
1	Degree of job satisfaction	2018	%77	%75	%82	%78	%83	%84	%85
2	Percentage of trained cadres	2018	%75	%75	%80	%77	%81	%82	%83
3	Percentage of E- transformation	2018	%30	%60	%80	%75	%82	%83	%84

Appropriations Of Administration and Support Services Program as Per Activities and Projects.

(In JDs)

Activities and Projects		Actual	Estimated	Re-estimated	Estimated	Indicative	
		2019	2020	2020	2021	2022	2023
Current Expenditures		977,166	1,087,000	997,000	1,044,000	1,064,000	1,073,000
601	Administrative and Support Services	977,166	1,087,000	997,000	1,044,000	1,064,000	1,073,000
Capital Expenditures		0	0	0	0	0	0
Program / Treasury		0	0	0	0	0	0
Total Program		977,166	1,087,000	997,000	1,044,000	1,064,000	1,073,000

**Budget Chapter 2602 - Accreditation and Quality Assurance Commission for Higher Education Institutions
Distributed According to the Program**

6522	Accreditation, Quality Assurance and Classification of Higher Education Institutions Program
Objective of the program :	
This program aims at ensuring the quality of academic programs in high education institutions and employ them in developing universities, colleges and academic programs.	
The strategic objective related to the program :	
To ensure the quality of Jordanian higher education institutions and improve their international rank.	
Directorates associated with the program :	
<ul style="list-style-type: none"> - Quality Assurance Directorate. - University Accreditation Directorate. - Community Colleges Accreditation Directorate. 	
Services provided by the program :	
<ul style="list-style-type: none"> - Accredit universities and colleges generally and privately - Periodical follow-up of accreditation for public and private and public society colleges and universities. - Quality control and follow up. - Jordanian universities classification. - University programs and specializations classification. 	
Staff working in the program :	
This program is implemented through the Commission's staff	

Key Performance Indicators for Program

	Performance Measurement Indicator	Base Year	Value	Actual value	Target Value	Preliminary Self Evaluation	Target Value		
				2019	2020		2020	2021	2022
1	Percentage of privately accredited academic programs follow up	2018	%55	%62	%86	%70	%100	%100	%100
2	Percentage of follow-up the higher education institutions obtained Jordan quality assurance certificate.	2018	%100	%100	%100	%100	%100	%100	%100
3	Percentage of follow-up the academic programs obtained Jordan quality assurance certificate	2018	%100	%100	%100	%100	%100	%100	%100

Appropriations Of Accreditation, Quality Assurance and Classification of Higher Education Institutions Program as Per Activities and Projects. (In JDs)

Activities and Projects	Actual	Estimated	Re-estimated	Estimated	Indicative	
	2019	2020	2020	2021	2022	2023
Current Expenditures	257,684	261,000	212,000	247,000	247,000	247,000
601 Accreditation and quality assurance	257,684	261,000	212,000	247,000	247,000	247,000
Capital Expenditures	0	0	0	0	0	0
Program / Treasury	0	0	0	0	0	0
Total Program	257,684	261,000	212,000	247,000	247,000	247,000

**Budget Chapter 2602 - Accreditation and Quality Assurance Commission for Higher Education Institutions
Distributed According to the Program**

6523	National Center for Examinations Program
Objective of the program :	
This program aims at improving the quality of academic programs outputs in universities through computerized exams measuring these outputs.	
The strategic objective related to the program :	
To ensure the quality of Jordanian higher education institutions and improve their international rank	
Directorates associated with the program :	
- The National Center for Exams.	
Services provided by the program :	
- Prepare technical assistance and consultations program, develop research and studies program and training program and also build the human capacities.	
Staff working in the program :	
This program is implemented through the Commission's staff	

Key Performance Indicators for Program									
	Performance Measurement Indicator	Base Year	Value	Actual value	Target Value	Preliminary Self Evaluation	Target Value		
				2019	2020		2020	2021	2022
1	Percentage of universities that attained proficiency at the general level.	2018	%57	%50	%60	%60	%61	%62	%63
2	Percentage of the academic programs that attained proficiency at the precise level.	2018	%58	%63	%63	%63	%64	%65	%66
3	Percentage of improvement in learning outputs quality in general level compared to accredited cut score (55%) in general level	2018	%2	%5	%20	%21	%22	%24	%25

Appropriations Of National Center for Examinations Program as Per Activities and Projects.

(In JDs)

Activities and Projects	Actual	Estimated	Re-estimated	Estimated	Indicative	
	2019	2020	2020	2021	2022	2023
Current Expenditures	0	0	0	0	0	0
Capital Expenditures	22,925	30,000	25,000	27,000	25,000	25,000
001 National Center for Examinations Program Administration Project	22,925	30,000	25,000	27,000	25,000	25,000
Program / Treasury	22,925	30,000	25,000	27,000	25,000	25,000
Total Program	22,925	30,000	25,000	27,000	25,000	25,000

Chapter : 2602 Accreditation and Quality Assurance Commission for Higher Education Institut

(In JDs)

Current Activities Appropriations According to Program								
Prog.	Activites		Actual	Estimated	Re-estimated	Estimated	Indicative	Indicative
			2019	2020	2020	2021	2022	2023
6521	601	Administrative and Support Services	977166	1087000	997000	1044000	1064000	1073000
		Total of Program	977166	1087000	997000	1044000	1064000	1073000
6522	601	Accreditation and quality assurance	257684	261000	212000	247000	247000	247000
		Total of Program	257684	261000	212000	247000	247000	247000
		Total	1234850	1348000	1209000	1291000	1311000	1320000

Capital Projects Appropriations According to Program								
Prog.	Projects		Actual	Estimated	Re-estimated	Estimated	Indicative	Indicative
			2019	2020	2020	2021	2022	2023
6523	001	National Center for Examinations Program Administration Project	22925	30000	25000	27000	25000	25000
		Total of Program	22925	30000	25000	27000	25000	25000
		Total	22925	30000	25000	27000	25000	25000

Overall Summary of Current Expenditures for the Years 2019 - 2023

Chapter: 2602

Accreditation and Quality Assurance Commission for Higher Education Institutions

(In JDs)

Group	Item	Description	Actual 2019	Estimated 2020	Re-estimated 2020	Estimated 2021	Indicative 2022	Indicative 2023
21		Compensations of Employees						
2111		Salaries, Wages and Allowances						
	101	Classified Employees	6987	5000	4000	2000	2000	2000
	102	Unclassified Employees	89084	94000	94000	95000	96000	97000
	103	Comprehensive Contract Employees	187440	200000	161000	165000	166000	167000
	105	Personal Cost of Living Allowance	103874	116000	104000	106000	107000	108000
	106	Family Cost of Living Allowance	8889	11000	9000	10000	11000	12000
	111	Additional Allowance	65355	72000	71000	88000	89000	90000
	113	Transportation Allowance	18426	20000	15000	20000	21000	22000
	114	Transport Allowance	7900	10000	6000	8000	9000	10000
	116	Employees' Bonuses	184640	185000	185000	185000	185000	185000
	120	Contract Employees	48505	55000	50000	53000	54000	55000
Total			721100	768000	699000	732000	740000	748000
2121		Social Security Contributions						
	301	Social Security	72991	84000	78000	90000	92000	94000
Total			72991	84000	78000	90000	92000	94000
22		Use of Goods and Services						
2211		Use of Goods and Services						
	201	Rents	79650	80000	80000	80000	80000	80000
	202	Telecommunications Services	19213	20000	18000	16000	19000	18000
	203	Water	3500	4000	3000	4000	4000	4000
	204	Electricity	19001	20000	18000	16000	20000	20000
	205	Fuels	7241	8000	6000	6000	7000	7000
	206	Maintenance of Machines, furniture and accessories	1498	1000	1000	1000	1000	1000
	207	Maintenance of vehicles, equipment and accessories	2411	4000	2000	2000	2000	2000
	208	Repair and maintenance of buildings and accessories	1666	2000	2000	2000	2000	2000
	209	Stationery, Publications and Office Supplies	4758	5000	4000	5000	5000	5000
	210	Substances and raw materials (medicines, clothes, food, films, etc..)	0	1000	1000	1000	1000	1000
	211	Cleaning services and supplies including cleaning contracts	18594	19000	18000	18000	18000	18000
	212	Insurance	2456	2000	2000	2000	2000	2000
	213	Official Travel Missions	0	2000	0	2000	2000	2000
	214	Goods and services expenses	19405	19000	19000	19000	21000	21000
Total			179393	187000	174000	174000	184000	183000
28		Other Expenditures						
2821		Other Current Expenditures						
	302	Contributions	722	45000	45000	45000	45000	45000
	303	Scientific scholarships and training courses	2960	3000	1000	3000	3000	3000
	305	Non-Employees' Bonuses	257684	261000	212000	247000	247000	247000
Total			261366	309000	258000	295000	295000	295000
Total of Chapter			1234850	1348000	1209000	1291000	1311000	1320000

Program : 6521 - Administration and Support Services								
Activity : 601 - Administrative and Support Services								
Group	Item	Description	Actual 2019	Estimated 2020	Re-estimated 2020	Estimated 2021	Indicative 2022	Indicative 2023
21		Compensations of Employees						
2111		Salaries, Wages and Allowances						
	101	Classified Employees	6987	5000	4000	2000	2000	2000
	102	Unclassified Employees	89084	94000	94000	95000	96000	97000
	103	Comprehensive Contract Employees	187440	200000	161000	165000	166000	167000
	105	Personal Cost of Living Allowance	103874	116000	104000	106000	107000	108000
	106	Family Cost of Living Allowance	8889	11000	9000	10000	11000	12000
	111	Additional Allowance	65355	72000	71000	88000	89000	90000
	113	Transportation Allowance	18426	20000	15000	20000	21000	22000
	114	Transport Allowance	7900	10000	6000	8000	9000	10000
	116	Employees' Bonuses	184640	185000	185000	185000	185000	185000
	120	Contract Employees	48505	55000	50000	53000	54000	55000
		Total	721100	768000	699000	732000	740000	748000
2121		Social Security Contributions						
	301	Social Security	72991	84000	78000	90000	92000	94000
		Total	72991	84000	78000	90000	92000	94000
22		Use of Goods and Services						
2211		Use of Goods and Services						
	201	Rents	79650	80000	80000	80000	80000	80000
	202	Telecommunications Services	19213	20000	18000	16000	19000	18000
	203	Water	3500	4000	3000	4000	4000	4000
	204	Electricity	19001	20000	18000	16000	20000	20000
	205	Fuels	7241	8000	6000	6000	7000	7000
	001	Heating	2500	2000	2000	2000	3000	3000
	002	Saloon vehicles	3472	4000	3000	2000	2000	2000
	003	Transport vehicles and heavy equipment	1269	2000	1000	2000	2000	2000
	206	Maintenance of Machines, furniture and accessories	1498	1000	1000	1000	1000	1000
	207	Maintenance of vehicles, equipment and accessories	2411	4000	2000	2000	2000	2000
	208	Repair and maintenance of buildings and accessories	1666	2000	2000	2000	2000	2000
	209	Stationery, Publications and Office Supplies	4758	5000	4000	5000	5000	5000
	210	Substances and raw materials (medicines, clothes, food, films, etc..)	0	1000	1000	1000	1000	1000
	211	Cleaning services and supplies including cleaning contracts	18594	19000	18000	18000	18000	18000
	212	Insurance	2456	2000	2000	2000	2000	2000
	213	Official Travel Missions	0	2000	0	2000	2000	2000
	214	Goods and services expenses	19405	19000	19000	19000	21000	21000
	001	Events and hospitality	2174	1000	1000	1000	3000	3000
	008	Advertisements and subscriptions	911	1000	1000	1000	1000	1000
	013	Services, security and guarding contracts	16320	17000	17000	17000	17000	17000
		Total	179393	187000	174000	174000	184000	183000
28		Other Expenditures						
2821		Other Current Expenditures						
	302	Contributions	722	45000	45000	45000	45000	45000
	303	Scientific scholarships and training courses	2960	3000	1000	3000	3000	3000
		Total	3682	48000	46000	48000	48000	48000
		Total of Activity	977166	1087000	997000	1044000	1064000	1073000
		Total of Program	977166	1087000	997000	1044000	1064000	1073000
Program : 6522 - Accreditation, Quality Assurance and Classification of Higher Education Institutions								
Activity : 601 - Accreditation and quality assurance								
Group	Item	Description	Actual 2019	Estimated 2020	Re-estimated 2020	Estimated 2021	Indicative 2022	Indicative 2023
28		Other Expenditures						
2821		Other Current Expenditures						
	305	Non-Employees' Bonuses	257684	261000	212000	247000	247000	247000
	002	Accreditation Board and its Committees	186689	179000	150000	175000	175000	175000
	005	University Competence Examination Committees bonus (Non-employees)	68995	80000	60000	70000	70000	70000
	010	Bonuses of committees	2000	2000	2000	2000	2000	2000
		Total	257684	261000	212000	247000	247000	247000
		Total of Activity	257684	261000	212000	247000	247000	247000
		Total of Program	257684	261000	212000	247000	247000	247000
		Total of Chapter	1234850	1348000	1209000	1291000	1311000	1320000

Overall Summary of Capital Expenditures for the Years 2019 - 2023

Chapter : 2602 Accreditation and Quality Assurance Commission for Higher Education Institutions (In JDs)

Group	Item	Description	Actual 2019	Estimated 2020	Re-estimated 2020	Estimated 2021	Indicative 2022	Indicative 2023
		Expenditures						
22		Use of Goods and Services						
2211		Use of Goods and Services						
	512	Operating and Sustaining Expenditures	11202	11000	8000	10000	10000	10000
		Total	11202	11000	8000	10000	10000	10000
		Fixed Assets						
31		Non-financial Assets						
3112		Devices, Machinery and Equipment						
	505	Equipment, Machines and Devices	11723	19000	17000	17000	15000	15000
		Total	11723	19000	17000	17000	15000	15000
		Total of Chapter	22925	30000	25000	27000	25000	25000

Capital Expenditures According to Program and Projects for the Years 2019 - 2023

Chapter : 2602 Accreditation and Quality Assurance Commission for Higher Education Institutions

(In JDs)

Program 6523 National Center for Examinations								
Project 001 National Center for Examinations Program Administration Project								
Fund Source 102001 Capital (Treasury)								
Group	Item	Description	Actual 2019	Estimated 2020	Re-estimated 2020	Estimated 2021	Indicative 2022	Indicative 2023
22		Use of Goods and Services						
2211		Use of Goods and Services						
	512	Operating and Sustaining Expenditures						
	015	Operating systems and software	7723	11000	8000	8000	8000	8000
	025	Cases and compensations fees	2500	0	0	2000	2000	2000
	032	Conferences, celebrations and workshops	979	0	0	0	0	0
		Total of Item	11202	11000	8000	10000	10000	10000
31		Non-financial Assets						
3112		Devices, Machinery and Equipment						
	505	Equipment, Machines and Devices						
	001	Computers and accessories	8143	11000	11000	7000	5000	5000
	003	Office supplies and equipment	2060	5000	3000	5000	5000	5000
	023	Electrical devices and equipment	1520	3000	3000	5000	5000	5000
		Total of Item	11723	19000	17000	17000	15000	15000
		Total of Project / Treasury	22925	30000	25000	27000	25000	25000
		Total of Program	22925	30000	25000	27000	25000	25000
		Total of Chapter	22925	30000	25000	27000	25000	25000