

## Chapter : 2601 Ministry of Higher Education and Scientific Research

**Creation:** The Ministry of Higher Education & Scientific Research was established in 1985 under Law No. (28) for the year 1985 with aim of implementing the general policy of higher education in its fields of educational, cultural, learning, scientific and research within the Higher Education institutions and practice its tasks and powers to achieve the objectives of Higher Education pursuant to the provisions of Higher Education and Scientific Research Law No. (17) for the year 2018.

**Vision :** A distinctive high quality higher education services with oriented outcome

**Mission:** Implementing the public policies of the Hashemite Kingdom of Jordan and providing services in the fields of higher education and scientific research through regulating and supervising higher education institutions, advisory centers and cultural offices both at home and abroad, enabling them and raising their efficiency and effectiveness, as well as mainstreaming and computerizing procedures, raising the quality of performance to serve the costumers, and providing recognition to Non-Jordanian Higher Education institutions and the equivalence of its diplomas and supporting distinctive and needy students through the Student Support Fund, the application of admission policies and decisions approved by the Higher Education Council, follow-up of their implementation, and representation of higher education In various forums and building partnerships locally and internationally to achieve sustainable development and the development of an integrated education system.

**Legal Framework :** High Education and Scientific Research Law No. (17) for the year 2018

### Tasks of the Ministry / Department:

- Implement the general policy of high education in its educational, cultural, teaching, scientific and research fields in high education institutions.
- Coordinate between the private and public high education institutions and the consultations centers in the Kingdom to utilize their educational, research and consultative capacities.
- Hold scientific and cultural agreements related to high education and scientific research with the Arab and foreign countries.
- Provision of grants and loans to students in public universities.
- Recognition of non-Jordanian higher education institutions and equivalence of certificates issued therefrom in accordance with principles and standards identified.
- Set the principles for sending students on scholarships at high education institutions inside and outside the Kingdom and regulate and supervise scholarships affairs.
- Follow up the affairs of Jordanian students abroad.
- Organize the affairs of students coming to the Kingdom and its deployed students, and matters of scientific delegations in cooperation and coordination with the relevant authorities.
- Prepare and provide qualified administrative and technical bodies are capable of carrying out the council's tasks and following up its affairs.
- Provide the council with any available studies, information and data related to higher education and scientific research.
- Organize the affairs of offices that provide services to students of higher education, including liaison offices and branches of foreign universities that are not affiliated with higher education institutions, and determining their licensing fees and the penalties imposed for violating them according to system to be issued for this purpose.
- Financing policy development for students in official universities according to system to be issued for this purpose.
- Implement the agreements and educational exchange programs between the Kingdom and other countries and institutions according to system to be issued for this purpose.

### Ministry/Department Contribution to the Achievement of the National Objectives:

- Access to high-quality education capable of preparing human cadres that meet the current and future needs of society, compete regionally and internationally.
- Support the applied scientific research, raising its level, and linking it to the objectives of comprehensive and sustainable development.
- Provide fair opportunities based on foundations of equality for all eligible students based on merit and capabilities.
- Ensuring equal opportunities for education of all students.

## **Major Issues and Challenges which face the Ministry / Department:**

- **University Admission:** Increased numbers of students in universities and their increasing proportion to faculty members, unequal opportunities and weakness in the educational system and its inability to equip graduates with competencies in line with the labor market requirements.
- **Technical Education:** Reduced percentage of students enrolled in technical education to the total students in the higher education sector has led to an increase in the unemployment rate among university graduates.
- **Higher Education Quality:** lack of effective quality system in universities that focus on distinguished preparation for learning outcomes and optimal use of resources and sources, integrated Foundation for University environment, infrastructure and efficiency of governance and management.
- **Scientific Research:** weakness of the research and creative production in universities and lack of applied research for scientific matters related to national priorities and non-availability of financing sources, components, mechanisms and stimulated systems for research and creativity.

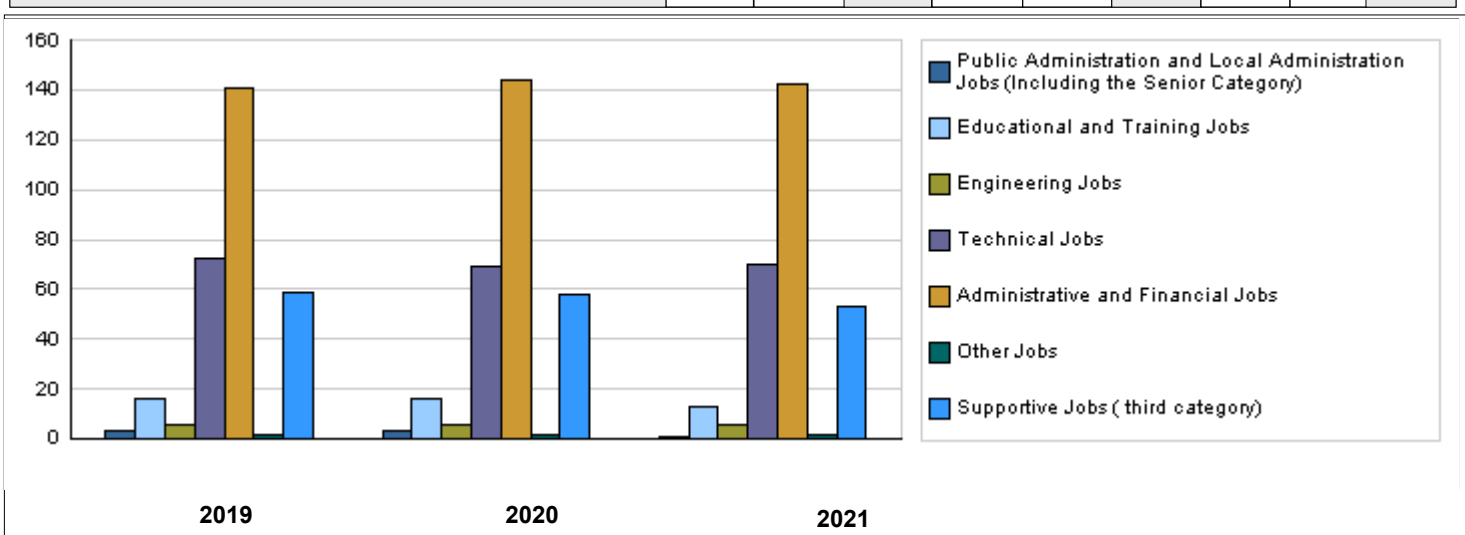
## CHAPTER : 2601 Ministry of Higher Education and Scientific Research

### Strategic Objectives and Performance Indicators of the Ministry / Department

Strategic Objective	Performance Indicator	Base year	Value	Actual Value	Target Value	Preliminary Self Evaluation	Target Value		
				2019	2020		2020	2021	2022
1 - To improve the quality of learning and education by adopting best international practices, integrating technology into education, and linking higher education outcomes with the needs of labor market.	1 Number of students to each member of the teaching faculty in the official universities	2018	28	28	25	30	31	32	33
	2 Number of saturated majors that were canceled or frozen	2018	9	10	15	15	15	16	17
	3 Number of created and required majors for the labor market	2018	30	36	71	71	71	74	76
	4 Number of majors accredited regionally and internationally	2018	18	20	23	23	23	25	27
2 - To provide fair opportunities based on principles of equality for all eligible students on basis of merit.	1 Number of students benefiting from financial subsidy provided by the Student Support Fund in Jordanian public universities	2018	40236	38549	43500	43000	44000	45000	46000

### Number of Staff of the Ministry / Department

Group	Job	2019			2020			Preliminary 2021		
		Male	Female	Total	Male	Female	Total	Male	Female	Total
Public Administration and Local Administration Jobs (Including the Senior Category)	Supervisory and leadership jobs	3	0	3	3	0	3	1	0	1
Educational and Training Jobs	Consultant/ Cultural Attache	5	0	5	5	0	5	5	0	5
	Teacher, Educational Guide and Dean	11	0	11	11	0	11	8	0	8
Engineering Jobs	Various engineering and technical jobs	5	1	6	5	1	6	5	1	6
Technical Jobs	Technical jobs	29	43	72	25	44	69	30	40	70
Administrative and Financial Jobs	Administrative and financial jobs	68	73	141	70	74	144	74	68	142
Other Jobs	Analyst, Translator	1	1	2	1	1	2	1	1	2
Supportive Jobs ( third category)	Support jobs	49	10	59	48	10	58	45	8	53
<b>Total</b>		<b>171</b>	<b>128</b>	<b>299</b>	<b>168</b>	<b>130</b>	<b>298</b>	<b>169</b>	<b>118</b>	<b>287</b>
<b>Total Cost of Salaries</b>		<b>1706362</b>	<b>1277276</b>	<b>2983638</b>	<b>1607839</b>	<b>1244161</b>	<b>2852000</b>	<b>1929662</b>	<b>1347338</b>	<b>3277000</b>



<b>Key Information of the Ministry / Department</b>						
<b>No.</b>	<b>Description</b>	<b>2017</b>	<b>2018</b>	<b>2019</b>	<b>2020</b>	<b>2021</b>
1	Number of faculty members in the Jordanian universities (public and private)	10532	10666	10928	11500	11500
2	Number of faculty members in the Jordanian community colleges (public and private)	1400	1107	1200	1200	1200
3	Students enrolled in the bachelor level in the Jordanian universities (public and private)	258170	264442	274788	277000	300000
4	Students enrolled in higher studies in the Jordanian universities (public and private)	24898	26358	27632	35000	35000
5	Students enrolled in the Jordanian community colleges (public and private)	17500	21792	37084	22200	25000
6	Number of Jordanian universities (public and private)	33	36	36	35	35
7	Number of Jordanian community colleges (public and private)	41	43	43	44	42

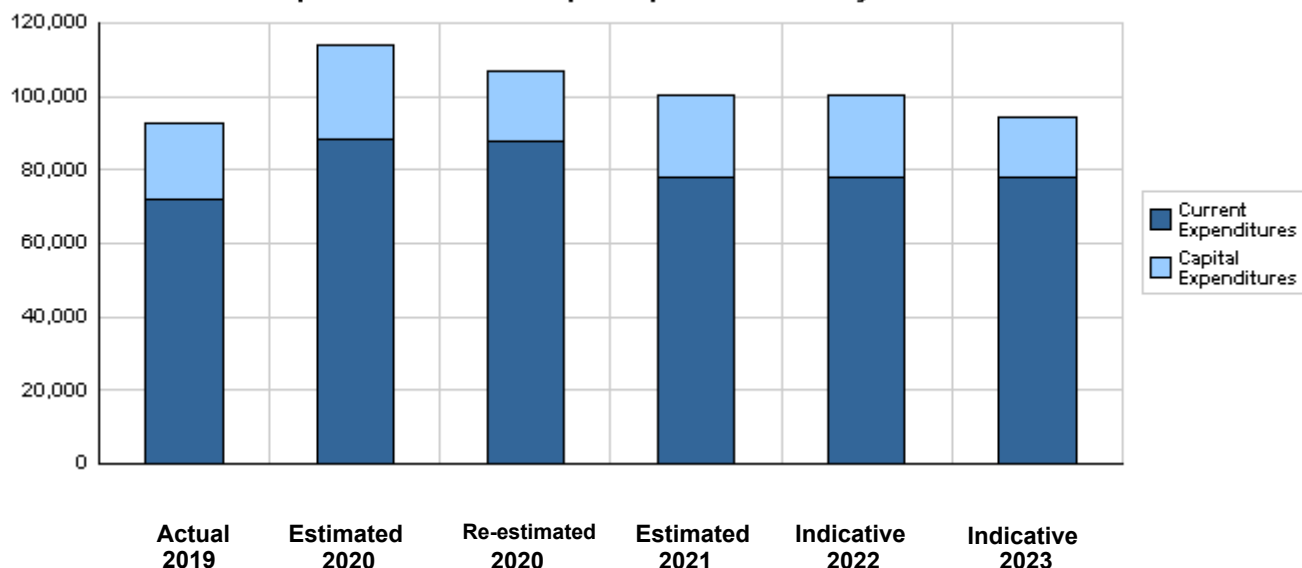
**Overall Summary of Expenditures for Chapter 2601- Ministry of Higher Education and Scientific Research  
for the Years 2019 - 2023**

( In JDs )

Description		Actual 2019	Estimated 2020	Re-estimated 2020	Estimated 2021	Indicative 2022 2023		
<b>Group</b>	<b>Current Expenditures</b>							
2111	Salaries, Wages and Allowances	2,807,736	3,003,000	2,602,000	2,987,000	3,025,000	3,063,000	
2121	Social Security Contributions	175,902	250,000	250,000	290,000	295,000	300,000	
2211	Use of Goods and Services	555,347	550,000	490,000	458,000	500,000	495,000	
2511	Subsidies to Public Corporations	64,585,072	80,350,000	80,350,000	70,350,000	70,350,000	70,350,000	
2821	Other Current Expenditures	4,046,499	4,423,000	4,175,000	4,000,000	4,000,000	4,000,000	
<b>Total current expenditures</b>		<b>72,170,556</b>	<b>88,576,000</b>	<b>87,867,000</b>	<b>78,085,000</b>	<b>78,170,000</b>	<b>78,208,000</b>	
		<b>Capital Expenditures</b>						
2111	Salaries, Wages and Allowances	29,913	30,000	30,000	30,000	30,000	30,000	
2211	Use of Goods and Services	305,766	195,000	130,000	242,000	330,000	35,000	
2511	Subsidies to Public Corporations	10,000,000	10,000,000	10,000,000	10,000,000	10,000,000	10,000,000	
2822	Other Capital Expenditures	0	37,000	0	0	0	0	
3111	Buildings and Constructions	9,521,620	12,933,000	8,195,000	10,287,000	9,900,000	6,000,000	
3112	Devices, Machinery and Equipment	623,788	1,640,000	535,000	915,000	755,000	30,000	
3113	Other Fixed Assets	254,451	443,000	343,000	835,000	1,195,000	0	
<b>Total capital expenditures</b>		<b>20,735,538</b>	<b>25,278,000</b>	<b>19,233,000</b>	<b>22,309,000</b>	<b>22,210,000</b>	<b>16,095,000</b>	
<b>Treasury</b>		<b>20,735,538</b>	<b>25,278,000</b>	<b>19,233,000</b>	<b>22,309,000</b>	<b>22,210,000</b>	<b>16,095,000</b>	
<b>Total current and capital expenditures</b>		<b>92,906,094</b>	<b>113,854,000</b>	<b>107,100,000</b>	<b>100,394,000</b>	<b>100,380,000</b>	<b>94,303,000</b>	

( Thousands of JDs )

**Graph of the current and capital expenditures for the years 2019 - 2023**

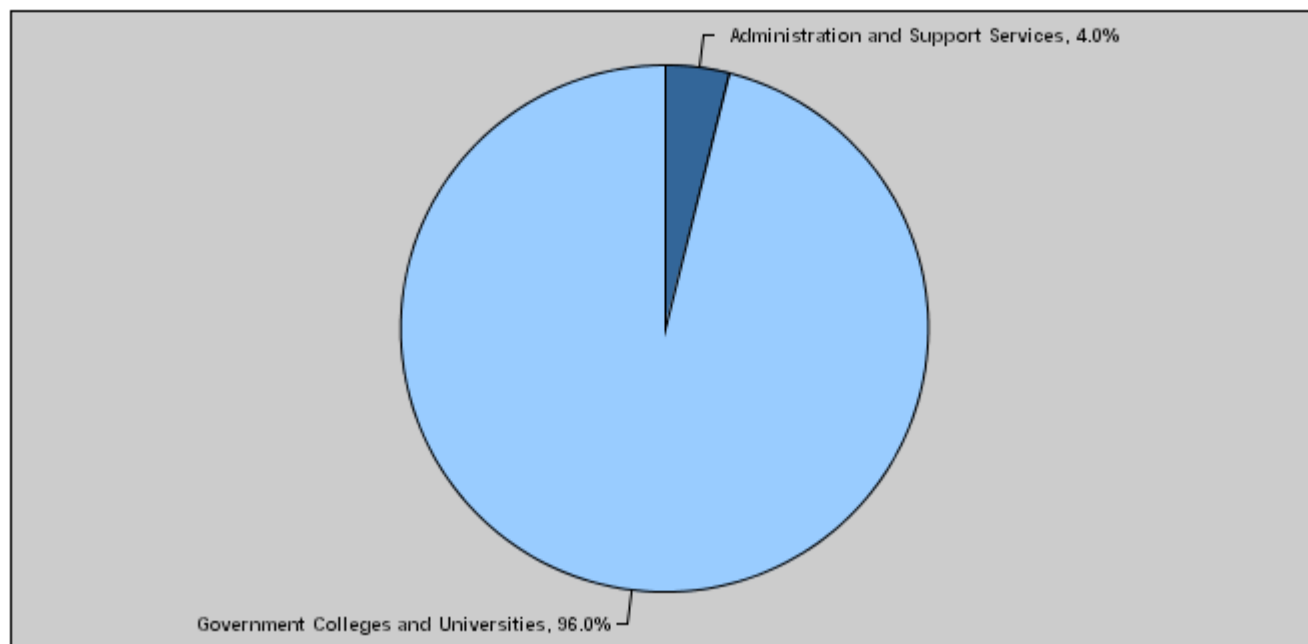


**Budget of Chapter 2601 - Ministry of Higher Education and Scientific Research  
For the Year 2021 Distributed According to Program**

( In JDs )

Prog.	Description	Current Expenditures	Capital Expenditures	Total Expenditures
4501	Administration and Support Services	3,935,000	80,000	4,015,000
4505	Government Colleges and Universities	74,150,000	22,229,000	96,379,000
	<b>Total</b>	<b>78,085,000</b>	<b>22,309,000</b>	<b>100,394,000</b>

**Total Expenditures for the Year 2021 Distributed According to Programs**



**Estimated Allocations for Females distributed according to Programs for the Years 2019 - 2023**

Program	2019	2020	2021	2022	2023
4501 Administration and Support Services	1707000	1641000	1828000	1845000	1862000
4505 Government Colleges and Universities	40101000	46554000	43958000	43776000	41024000
<b>Total</b>	<b>41808000</b>	<b>48195000</b>	<b>45786000</b>	<b>45621000</b>	<b>42886000</b>

**Budget Chapter 2601 - Ministry of Higher Education and Scientific Research Distributed According to the Program**

<b>4501</b>	<b>Administration and Support Services Program</b>
<b>Objective of the program :</b>	
The program aims to improve the administrative capacities for all administrative units in the Ministry and improve the management of programs and projects implemented by the Ministry.	
<b>The strategic objective related to the program :</b>	
To improve the quality of learning and education by adopting best international practices, integrating technology into education, and linking higher education outcomes with the needs of labor market	
<b>Directorates associated with the program :</b>	
- Human Resources & Performance Development Directorate. - Financial Affairs Directorate. - Information Technology Directorate - Higher Education Institutions Directorate. - Agreements & Scholarships Directorate. - Recognition & Equivalence of Diplomas Directorate. - Internal Control Directorate. - Legal Affairs Directorate - Unified Admission Coordination Unit. - Diwan Unit - Secretariat of the Higher Education Council. - Cultural offices in public and private universities - Directorate of Scientific Research & Innovation Support Fund.	
<b>Services provided by the program :</b>	
<ol style="list-style-type: none"> <li>1- Provide support to the various activities of the Ministry.</li> <li>2- Provide the administrative infrastructure (as computerization, administrative transport means and providing furniture).</li> <li>3- Disburse employees' salaries and allowances.</li> <li>4- Train and qualify the staff working in the Ministry.</li> <li>5- Provide support and qualitative services to students and institutions of the higher education and researchers.</li> <li>6- Audit, follow up and issue the results of unified admission of the general secondary certificate graduates to the public Jordanian universities</li> </ol>	
<b>Staff working in the program :</b>	
The program is implemented through a functional staff in 2020 estimated with ( 290 ) staff, including ( 160 ) males and ( 130 ) females .	

**Key Performance Indicators for Program**

	Performance Measurement Indicator	Base Year	Value	Actual value	Target Value	Preliminary Self Evaluation	Target Value		
				2019	2020		2020	2021	2022
1	Percentage of qualified employees	2018	%92	%94	%94	%95	%95	%96	%97
2	Satisfaction degree of the Ministry's clients	2018	%79	%84	%94	%85	%86	%88	%90

Appropriations Of Administration and Support Services Program as Per Activities and Projects.

( In JDs )

Activities and Projects	Actual	Estimated	Re-estimated	Estimated	Indicative	
	2019	2020	2020	2021	2022	2023
<b>Current Expenditures</b>	<b>3,696,635</b>	<b>4,026,000</b>	<b>3,517,000</b>	<b>3,935,000</b>	<b>4,020,000</b>	<b>4,058,000</b>
601 Administrative and Support Services	3,696,635	4,026,000	3,517,000	3,935,000	4,020,000	4,058,000
<b>Capital Expenditures</b>	<b>95,966</b>	<b>150,000</b>	<b>130,000</b>	<b>80,000</b>	<b>80,000</b>	<b>80,000</b>
005 project of Higher Education Reform for Knowledge Economy	95,966	150,000	130,000	80,000	80,000	80,000
<b>Program / Treasury</b>	<b>95,966</b>	<b>150,000</b>	<b>130,000</b>	<b>80,000</b>	<b>80,000</b>	<b>80,000</b>
<b>Total Program</b>	<b>3,792,601</b>	<b>4,176,000</b>	<b>3,647,000</b>	<b>4,015,000</b>	<b>4,100,000</b>	<b>4,138,000</b>

**Budget Chapter 2601 - Ministry of Higher Education and Scientific Research Distributed According to the Program**

**4505 Government Colleges and Universities Program**

**Objective of the program :**

The program aims to provide the academic environment and research capacities to the universities, keep up with developments in information technology and deploy it in the administration, academic programs and support to the infrastructure of the universities.

**The strategic objective related to the program :**

To provide fair opportunities based on principles of equality for all eligible students on basis of merit

**Directorates associated with the program :**

Financial Affairs Directorate - Agreements and Scholarships Directorate - Secretariat of the Higher Education Council.

**Services provided by the program :**

- 1- Provide the required infrastructure (developmental projects) to keep pace with the teaching process in universities and colleges optimally.
- 2- Increase the number of beneficiaries from grants and loans provided by the Needy Student Support Fund.
- 3- Develop the research capacities of colleges and universities students through supporting laboratories and creating incubators.
- 4- Distribute the government financial support to universities suffering from difficult financial conditions.
- 5- Support and develop technical education for some official universities to cover the remaining obligations.

**Staff working in the program :**

The program is implemented through a functional staff in 2020 estimated with ( 8 ) staff, including ( 8 ) males and ( 0 ) females .

**Key Performance Indicators for Program**

Performance Measurement Indicator		Base Year	Value	Actual value	Target Value	Preliminary Self Evaluation	Target Value		
				2019	2020		2020	2021	2022
1	Percentage of higher education students enrolled in community colleges	2018	%7	%11	%24	%7	%7	%7	%7
2	Number of students benefiting from grants and loans	2018	40236	38549	43500	43000	44000	45000	46000
3	Total annual expenditure on scientific research and development as percentage to GDP	2018	%0.12	%0.13	%0.85	%0.14	%0.15	%0.17	%0.19

Appropriations Of Government Colleges and Universities Program as Per Activities and Projects.

( In JDs )

Activities and Projects		Actual	Estimated	Re-estimated	Estimated	Indicative	
		2019	2020	2020	2021	2022	2023
<b>Current Expenditures</b>		<b>68,473,921</b>	<b>84,550,000</b>	<b>84,350,000</b>	<b>74,150,000</b>	<b>74,150,000</b>	<b>74,150,000</b>
601	Scientific scholarships	3,888,849	4,200,000	4,000,000	3,800,000	3,800,000	3,800,000
602	Supporting Jordanian public universities	64,585,072	80,350,000	80,350,000	70,350,000	70,350,000	70,350,000
<b>Capital Expenditures</b>		<b>20,639,572</b>	<b>25,128,000</b>	<b>19,103,000</b>	<b>22,229,000</b>	<b>22,130,000</b>	<b>16,015,000</b>
003	Building and creating technological incubators and business incubators and supporting universities computerization	179,581	150,000	50,000	50,000	0	0
012	Support to the Needy Student Fund	10,000,000	10,000,000	10,000,000	10,000,000	10,000,000	10,000,000
019	Infrastructure of universities	130,826	938,000	200,000	500,000	500,000	0
023	Development of technical education in official community colleges	0	1,250,000	250,000	780,000	500,000	0
024	Development of technical education in the official universities	478,116	550,000	400,000	1,000,000	1,160,000	0
025	Developing the public universities	8,976,049	10,000,000	6,000,000	6,700,000	5,000,000	0
032	Supporting skills of operation and social integration in Al-Balqa' Applied University	600,000	578,000	578,000	0	0	0
033	Restructuring and rehabilitation of Ajloun Technical College at Al-Balqa' Applied University / Italian loan	0	1,500,000	1,500,000	2,687,000	4,000,000	6,000,000
034	Establishment of a technical university college in El-Koura district	0	37,000	0	0	0	0
701	Equipping an educational kitchen in Zarqa University College / Zarqa governorate	0	0	0	250,000	450,000	0
702	Establishing and equipping an environmental monitoring center at Zarqa University College / Zarqa Governorate	250,000	125,000	125,000	250,000	250,000	0
705	Rehabilitation and development of infrastructure for university facilities in Ma'an Governorate	0	0	0	12,000	270,000	15,000



**Budget Chapter 2601 - Ministry of Higher Education and Scientific Research Distributed According to the Program**

<b>4505 Government Colleges and Universities Program</b>		<b>( In JDs )</b>					
Appropriations Of Government Colleges and Universities Program as Per Activities and Projects.							
<b>Activities and Projects</b>		<b>Actual</b>	<b>Estimated</b>	<b>Re-estimated</b>	<b>Estimated</b>	<b>Indicative</b>	
		<b>2019</b>	<b>2020</b>	<b>2020</b>	<b>2021</b>	<b>2022</b>	<b>2023</b>
<b>Capital Expenditures</b>		<b>20,639,572</b>	<b>25,128,000</b>	<b>19,103,000</b>	<b>22,229,000</b>	<b>22,130,000</b>	<b>16,015,000</b>
<b>706</b>	Maintenance and rehabilitation of the old university building as a student houses for girls at Hussein Bin Talal University / Ma'an Governorate	25,000	0	0	0	0	0
<b>Program / Treasury</b>		<b>20,639,572</b>	<b>25,128,000</b>	<b>19,103,000</b>	<b>22,229,000</b>	<b>22,130,000</b>	<b>16,015,000</b>
<b>Total Program</b>		<b>89,113,493</b>	<b>109,678,000</b>	<b>103,453,000</b>	<b>96,379,000</b>	<b>96,280,000</b>	<b>90,165,000</b>

## Capital Expenditures Distributed According to Governorates

Chapter : 2601 Ministry of Higher Education and Scientific Research

( In JDs )

Governorate		Estimated 2021	Indicative 2022	Indicative 2023
21	Irbid Governorate	0	0	0
22	Mafraq Governorate	0	0	0
23	Jerash Governorate	0	0	0
24	Ajloun Governorate	0	0	0
31	The Capital Governorate	0	0	0
32	Balqa' Governorate	0	0	0
33	Zarqa Governorate	500,000	700,000	0
34	Ma'daba Governorate	0	0	0
41	Karak Governorate	0	0	0
42	Ma'an Governorate	12,000	270,000	15,000
43	Tafileh Governorate	0	0	0
44	Aqaba Governorate	0	0	0
<b>Total</b>		<b>512,000</b>	<b>970,000</b>	<b>15,000</b>

Chapter : 2601 Ministry of Higher Education and Scientific Research

( In JDs )

Current Activities Appropriations According to Program								
Prog.	Activites		Actual	Estimated	Re-estimated	Estimated	Indicative	Indicative
			2019	2020	2020	2021	2022	2023
4501	601	Administrative and Support Services	3696635	4026000	3517000	3935000	4020000	4058000
	Total of Program		3696635	4026000	3517000	3935000	4020000	4058000
4505	601	Scientific scholarships	3888849	4200000	4000000	3800000	3800000	3800000
	602	Supporting Jordanian public universities	64585072	80350000	80350000	70350000	70350000	70350000
	Total of Program		68473921	84550000	84350000	74150000	74150000	74150000
Total			72170556	88576000	87867000	78085000	78170000	78208000

Capital Projects Appropriations According to Program								
Prog.	Projects		Actual	Estimated	Re-estimated	Estimated	Indicative	Indicative
			2019	2020	2020	2021	2022	2023
4501	005	project of Higher Education Reform for Knowledge Economy	95966	150000	130000	80000	80000	80000
	Total of Program		95966	150000	130000	80000	80000	80000
4505	003	Building and creating technological incubators and business incubators and supporting universities computerization	179581	150000	50000	50000	0	0
	012	Support to the Needy Student Fund	10000000	10000000	10000000	10000000	10000000	10000000
	019	Infrastructure of universities	130826	938000	200000	500000	500000	0
	023	Development of technical education in official community colleges	0	1250000	250000	780000	500000	0
	024	Development of technical education in the official universities	478116	550000	400000	1000000	1160000	0
	025	Developing the public universities	8976049	10000000	6000000	6700000	5000000	0
	032	Supporting skills of operation and social integration in Al-Balqa' Applied University	600000	578000	578000	0	0	0
	033	Restructuring and rehabilitation of Ajloun Technical College at Al-Balq' Applied University / Italian loan	0	1500000	1500000	2687000	4000000	6000000
	034	Establishment of a technical university college in El-Koura district	0	37000	0	0	0	0
	701	Equipping an educational kitchen in Zarqa University College / Zarqa governorate	0	0	0	250000	450000	0
	702	Establishing and equipping an environmental monitoring center at Zarqa University College / Zarqa Governorate	250000	125000	125000	250000	250000	0
	705	Rehabilitation and development of infrastructure for university facilities in Ma'an Governorate	0	0	0	12000	270000	15000
	706	Maintenance and rehabilitation of the old university building as a student houses for girls at Hussein Bin Talal University / Ma'an Governorate	25000	0	0	0	0	0
	Total of Program		20639572	25128000	19103000	22229000	22130000	16015000
Total			20735538	25278000	19233000	22309000	22210000	16095000

# Overall Summary of Current Expenditures for the Years 2019 - 2023

**Chapter: 2601** Ministry of Higher Education and Scientific Research

( In JDs )

Group	Item	Description	Actual 2019	Estimated 2020	Re-estimated 2020	Estimated 2021	Indicative 2022	Indicative 2023
<b>21</b>		<b>Compensations of Employees</b>						
<b>2111</b>		<b>Salaries, Wages and Allowances</b>						
	101	Classified Employees	53460	60000	44000	41000	40000	39000
	102	Unclassified Employees	457087	490000	453000	455000	461000	475000
	103	Comprehensive Contract Employees	107109	120000	38000	88000	97000	100000
	105	Personal Cost of Living Allowance	389909	410000	406000	407000	409000	411000
	106	Family Cost of Living Allowance	32425	35000	30000	31000	32000	33000
	111	Additional Allowance	456782	490000	490000	567000	570000	572000
	112	Other Allowances	772607	793000	596000	720000	732000	745000
	113	Transportation Allowance	80321	88000	71000	95000	98000	99000
	114	Transport Allowance	28926	37000	23000	30000	31000	32000
	116	Employees' Bonuses	324280	340000	340000	440000	440000	440000
	120	Contract Employees	104830	140000	111000	113000	115000	117000
<b>Total</b>			<b>2807736</b>	<b>3003000</b>	<b>2602000</b>	<b>2987000</b>	<b>3025000</b>	<b>3063000</b>
<b>2121</b>		<b>Social Security Contributions</b>						
	301	Social Security	175902	250000	250000	290000	295000	300000
<b>Total</b>			<b>175902</b>	<b>250000</b>	<b>250000</b>	<b>290000</b>	<b>295000</b>	<b>300000</b>
<b>22</b>		<b>Use of Goods and Services</b>						
<b>2211</b>		<b>Use of Goods and Services</b>						
	201	Rents	29525	42000	35000	35000	35000	35000
	202	Telecommunications Services	15900	20000	15000	15000	15000	15000
	203	Water	3562	5000	5000	3000	5000	5000
	204	Electricity	157944	142000	140000	132000	140000	135000
	205	Fuels	59094	67000	65000	59000	65000	65000
	206	Maintenance of Machines, furniture and accessories	9377	10000	8000	6000	8000	8000
	207	Maintenance of vehicles, equipment and accessories	9990	10000	9000	7000	9000	9000
	208	Repair and maintenance of buildings and accessories	93213	29000	26000	27000	26000	26000
	209	Stationery, Publications and Office Supplies	27904	30000	25000	20000	25000	25000
	210	Substances and raw materials (medicines, clothes, food, films, etc..)	9439	10000	8000	6000	8000	8000
	211	Cleaning services and supplies including cleaning contracts	62160	65000	63000	64000	63000	63000
	212	Insurance	8250	12000	10000	8000	10000	10000
	213	Official Travel Missions	4588	6000	3000	3000	3000	3000
	214	Goods and services expenses	64401	102000	78000	73000	88000	88000
<b>Total</b>			<b>555347</b>	<b>550000</b>	<b>490000</b>	<b>458000</b>	<b>500000</b>	<b>495000</b>
<b>25</b>		<b>Subsidies</b>						
<b>2511</b>		<b>Subsidies to Public Corporations</b>						
	304	Subsidies to non-financial public corporations	64585072	80350000	80350000	70350000	70350000	70350000
<b>Total</b>			<b>64585072</b>	<b>80350000</b>	<b>80350000</b>	<b>70350000</b>	<b>70350000</b>	<b>70350000</b>
<b>28</b>		<b>Other Expenditures</b>						
<b>2821</b>		<b>Other Current Expenditures</b>						
	303	Scientific scholarships and training courses	3895749	4235000	4010000	3820000	3820000	3820000
	305	Non-Employees' Bonuses	150750	188000	165000	180000	180000	180000
<b>Total</b>			<b>4046499</b>	<b>4423000</b>	<b>4175000</b>	<b>4000000</b>	<b>4000000</b>	<b>4000000</b>
<b>Total of Chapter</b>			<b>72170556</b>	<b>88576000</b>	<b>87867000</b>	<b>78085000</b>	<b>78170000</b>	<b>78208000</b>

Program : 4501 - Administration and Support Services								
Activity : 601 - Administrative and Support Services								
Group	Item	Description	Actual 2019	Estimated 2020	Re-estimated 2020	Estimated 2021	Indicative 2022	Indicative 2023
<b>21</b>		<b>Compensations of Employees</b>						
<b>2111</b>		Salaries, Wages and Allowances						
	101	Classified Employees	53460	60000	44000	41000	40000	39000
	102	Unclassified Employees	457087	490000	453000	455000	461000	475000
	103	Comprehensive Contract Employees	107109	120000	38000	88000	97000	100000
	105	Personal Cost of Living Allowance	389909	410000	406000	407000	409000	411000
	106	Family Cost of Living Allowance	32425	35000	30000	31000	32000	33000
	111	Additional Allowance	456782	490000	490000	567000	570000	572000
	112	Other Allowances	772607	793000	596000	720000	732000	745000
	113	Transportation Allowance	80321	88000	71000	95000	98000	99000
	114	Transport Allowance	28926	37000	23000	30000	31000	32000
	116	Employees' Bonuses	324280	340000	340000	440000	440000	440000
	120	Contract Employees	104830	140000	111000	113000	115000	117000
		<b>Total</b>	<b>2807736</b>	<b>3003000</b>	<b>2602000</b>	<b>2987000</b>	<b>3025000</b>	<b>3063000</b>
<b>2121</b>		Social Security Contributions						
	301	Social Security	175902	250000	250000	290000	295000	300000
		<b>Total</b>	<b>175902</b>	<b>250000</b>	<b>250000</b>	<b>290000</b>	<b>295000</b>	<b>300000</b>
<b>22</b>		<b>Use of Goods and Services</b>						
<b>2211</b>		Use of Goods and Services						
	201	Rents	29525	42000	35000	35000	35000	35000
	202	Telecommunications Services	15900	20000	15000	15000	15000	15000
	203	Water	3562	5000	5000	3000	5000	5000
	204	Electricity	157944	142000	140000	132000	140000	135000
	205	Fuels	59094	67000	65000	59000	65000	65000
		001 Heating	39761	47000	45000	43000	45000	45000
		002 Saloon vehicles	10134	10000	10000	8000	10000	10000
		003 Transport vehicles and heavy equipment	9199	10000	10000	8000	10000	10000
	206	Maintenance of Machines, furniture and accessories	9377	10000	8000	6000	8000	8000
	207	Maintenance of vehicles, equipment and accessories	9990	10000	9000	7000	9000	9000
	208	Repair and maintenance of buildings and accessories	93213	29000	26000	27000	26000	26000
	209	Stationery, Publications and Office Supplies	27904	30000	25000	20000	25000	25000
	210	Substances and raw materials (medicines, clothes, food, films, etc..)	9439	10000	8000	6000	8000	8000
	211	Cleaning services and supplies including cleaning contracts	62160	65000	63000	64000	63000	63000
	212	Insurance	8250	12000	10000	8000	10000	10000
	213	Official Travel Missions	4588	6000	3000	3000	3000	3000
	214	Goods and services expenses	64401	102000	78000	73000	88000	88000
		001 Events and hospitality	163	5000	1000	1000	11000	11000
		007 Cultural consultants expenditures	31702	45000	35000	32000	35000	35000
		008 Advertisements and subscriptions	3516	10000	5000	5000	5000	5000
		009 Higher Education Council expenditures	460	8000	5000	5000	5000	5000
		013 Services, security and guarding contracts	28560	29000	29000	29000	29000	29000
		108 Cases and fees	0	5000	3000	1000	3000	3000
		<b>Total</b>	<b>555347</b>	<b>550000</b>	<b>490000</b>	<b>458000</b>	<b>500000</b>	<b>495000</b>
<b>28</b>		<b>Other Expenditures</b>						
<b>2821</b>		Other Current Expenditures						
	303	Scientific scholarships and training courses	6900	35000	10000	20000	20000	20000
	305	Non-Employees' Bonuses	150750	188000	165000	180000	180000	180000
		001 Specialized Committees for Certificate Equalization and High Committee for Equalization and Universi	39266	45000	40000	40000	40000	40000
		003 Higher Education Council and its Committees Bonuses	94768	95000	95000	95000	95000	95000
		010 Bonuses of committees	16716	48000	30000	45000	45000	45000
		<b>Total</b>	<b>157650</b>	<b>223000</b>	<b>175000</b>	<b>200000</b>	<b>200000</b>	<b>200000</b>
		<b>Total of Activity</b>	<b>3696635</b>	<b>4026000</b>	<b>3517000</b>	<b>3935000</b>	<b>4020000</b>	<b>4058000</b>
		<b>Total of Program</b>	<b>3696635</b>	<b>4026000</b>	<b>3517000</b>	<b>3935000</b>	<b>4020000</b>	<b>4058000</b>

**Current Expenditures According to Program and Activities for the Years 2019 - 2023**

Chapter : 2601 - Ministry of Higher Education and Scientific Research

(In JDs)

Program : 4505 - Government Colleges and Universities								
Activity : 601 - Scientific scholarships								
Group	Item	Description	Actual 2019	Estimated 2020	Re-estimated 2020	Estimated 2021	Indicative 2022	Indicative 2023
<b>28</b>		<b>Other Expenditures</b>						
<b>2821</b>		Other Current Expenditures						
	<b>303</b>	<b>Scientific scholarships and training courses</b>	<b>3888849</b>	<b>4200000</b>	<b>4000000</b>	<b>3800000</b>	<b>3800000</b>	<b>3800000</b>
	003	Scientific Scholarships and Cultural Exchange	3888849	4200000	4000000	3800000	3800000	3800000
<b>Total</b>			<b>3888849</b>	<b>4200000</b>	<b>4000000</b>	<b>3800000</b>	<b>3800000</b>	<b>3800000</b>
<b>Total of Activity</b>			<b>3888849</b>	<b>4200000</b>	<b>4000000</b>	<b>3800000</b>	<b>3800000</b>	<b>3800000</b>
Activity : 602 - Supporting Jordanian public universities								
Group	Item	Description	Actual 2019	Estimated 2020	Re-estimated 2020	Estimated 2021	Indicative 2022	Indicative 2023
<b>25</b>		<b>Subsidies</b>						
<b>2511</b>		Subsidies to Public Corporations						
	<b>304</b>	<b>Subsidies to non-financial public corporations</b>	<b>64585072</b>	<b>80350000</b>	<b>80350000</b>	<b>70350000</b>	<b>70350000</b>	<b>70350000</b>
	017	Jordanian Government universities	64237656	80000000	80000000	70000000	70000000	70000000
	099	Unified Admission Coordination Unit *	347416	350000	350000	350000	350000	350000
<b>Total</b>			<b>64585072</b>	<b>80350000</b>	<b>80350000</b>	<b>70350000</b>	<b>70350000</b>	<b>70350000</b>
<b>Total of Activity</b>			<b>64585072</b>	<b>80350000</b>	<b>80350000</b>	<b>70350000</b>	<b>70350000</b>	<b>70350000</b>
<b>Total of Program</b>			<b>68473921</b>	<b>84550000</b>	<b>84350000</b>	<b>74150000</b>	<b>74150000</b>	<b>74150000</b>
<b>Total of Chapter</b>			<b>72170556</b>	<b>88576000</b>	<b>87867000</b>	<b>78085000</b>	<b>78170000</b>	<b>78208000</b>

\* This item shall be disbursed not exceeding the amount supplied to the Public Treasury according to provisions of applicable Revenues Supplying Law of Government Departments and Units.

# Overall Summary of Capital Expenditures for the Years 2019 - 2023

Chapter : 2601 Ministry of Higher Education and Scientific Research

( In JDs )

Group	Item	Description	Actual 2019	Estimated 2020	Re-estimated 2020	Estimated 2021	Indicative 2022	Indicative 2023
		<b>Expenditures</b>						
21		<b>Compensations of Employees</b>						
2111		Salaries, Wages and Allowances						
	501	Salaries	29913	30000	30000	30000	30000	30000
<b>Total</b>			<b>29913</b>	<b>30000</b>	<b>30000</b>	<b>30000</b>	<b>30000</b>	<b>30000</b>
22		<b>Use of Goods and Services</b>						
2211		Use of Goods and Services						
	510	Buildings and facilities repair and maintenance	148920	75000	25000	212000	200000	0
	512	Operating and Sustaining Expenditures	156846	120000	105000	30000	130000	35000
<b>Total</b>			<b>305766</b>	<b>195000</b>	<b>130000</b>	<b>242000</b>	<b>330000</b>	<b>35000</b>
25		<b>Subsidies</b>						
2511		Subsidies to Public Corporations						
	520	Subsidies to non-financial public corporations/capital	10000000	10000000	10000000	10000000	10000000	10000000
<b>Total</b>			<b>10000000</b>	<b>10000000</b>	<b>10000000</b>	<b>10000000</b>	<b>10000000</b>	<b>10000000</b>
28		<b>Other Expenditures</b>						
2822		Other Capital Expenditures						
	504	Studies, Research and Consultations	0	37000	0	0	0	0
<b>Total</b>			<b>0</b>	<b>37000</b>	<b>0</b>	<b>0</b>	<b>0</b>	<b>0</b>
		<b>Fixed Assets</b>						
31		<b>Non-financial Assets</b>						
3111		Buildings and Constructions						
	508	Works and Constructions	9521620	12933000	8195000	10287000	9900000	6000000
<b>Total</b>			<b>9521620</b>	<b>12933000</b>	<b>8195000</b>	<b>10287000</b>	<b>9900000</b>	<b>6000000</b>
3112		Devices, Machinery and Equipment						
	505	Equipment, Machines and Devices	623788	1640000	535000	915000	595000	30000
	506	Vehicles and Equipment	0	0	0	0	160000	0
<b>Total</b>			<b>623788</b>	<b>1640000</b>	<b>535000</b>	<b>915000</b>	<b>755000</b>	<b>30000</b>
3113		Other Fixed Assets						
	511	Equipping and furnishing	254451	443000	343000	835000	1195000	0
<b>Total</b>			<b>254451</b>	<b>443000</b>	<b>343000</b>	<b>835000</b>	<b>1195000</b>	<b>0</b>
<b>Total of Chapter</b>			<b>20735538</b>	<b>25278000</b>	<b>19233000</b>	<b>22309000</b>	<b>22210000</b>	<b>16095000</b>

# Capital Expenditures According to Program and Projects for the Years 2019 - 2023

Chapter : 2601 Ministry of Higher Education and Scientific Research

( In JDs )

Program 4501 Administration and Support Services								
Project		005 project of Higher Education Reform for Knowledge Economy						
Fund Source		102001 Capital (Treasury)						
Group	Item	Description	Actual 2019	Estimated 2020	Re-estimated 2020	Estimated 2021	Indicative 2022	Indicative 2023
<b>21</b>		<b>Compensations of Employees</b>						
<b>2111</b>		Salaries, Wages and Allowances						
	501	Salaries						
	001	Salaries	29913	30000	30000	30000	30000	30000
		<b>Total of Item</b>	<b>29913</b>	<b>30000</b>	<b>30000</b>	<b>30000</b>	<b>30000</b>	<b>30000</b>
<b>22</b>		<b>Use of Goods and Services</b>						
<b>2211</b>		Use of Goods and Services						
	512	Operating and Sustaining Expenditures						
	008	Qualification and training expenses	5030	0	0	0	0	0
	011	Capacity building expenses	0	30000	25000	0	0	0
	015	Operating systems and software	29411	35000	35000	15000	15000	15000
	032	Conferences, celebrations and workshops	1546	5000	0	0	0	0
	118	Repayment of due claims	20859	20000	15000	15000	15000	15000
		<b>Total of Item</b>	<b>56846</b>	<b>90000</b>	<b>75000</b>	<b>30000</b>	<b>30000</b>	<b>30000</b>
<b>31</b>		<b>Non-financial Assets</b>						
<b>3112</b>		Devices, Machinery and Equipment						
	505	Equipment, Machines and Devices						
	001	Computers and accessories	6103	20000	15000	10000	10000	10000
	003	Office supplies and equipment	3104	10000	10000	10000	10000	10000
		<b>Total of Item</b>	<b>9207</b>	<b>30000</b>	<b>25000</b>	<b>20000</b>	<b>20000</b>	<b>20000</b>
		<b>Total of Project / Treasury</b>	<b>95966</b>	<b>150000</b>	<b>130000</b>	<b>80000</b>	<b>80000</b>	<b>80000</b>
		<b>Total of Program</b>	<b>95966</b>	<b>150000</b>	<b>130000</b>	<b>80000</b>	<b>80000</b>	<b>80000</b>



# Capital Expenditures According to Program and Projects for the Years 2019 - 2023

Chapter : 2601 Ministry of Higher Education and Scientific Research

( In JDs )

Program 4505 Government Colleges and Universities								
Project		003 Building and creating technological incubators and business incubators and supporting universities computerization						
Fund Source		102001 Capital (Treasury)						
Group	item	Description	Actual 2019	Estimated 2020	Re-estimated 2020	Estimated 2021	Indicative 2022	Indicative 2023
31		<b>Non-financial Assets</b>						
3112		Devices, Machinery and Equipment						
	505	Equipment, Machines and Devices						
	001	Computers and accessories	179581	110000	50000	25000	0	0
	046	Technological incubators	0	40000	0	25000	0	0
		<b>Total of Item</b>	179581	150000	50000	50000	0	0
		<b>Total of Project / Treasury</b>	179581	150000	50000	50000	0	0
Project		012 Support to the Needy Student Fund						
Fund Source		102001 Capital (Treasury)						
Group	item	Description	Actual 2019	Estimated 2020	Re-estimated 2020	Estimated 2021	Indicative 2022	Indicative 2023
25		<b>Subsidies</b>						
2511		Subsidies to Public Corporations						
	520	Subsidies to non-financial public corporations/capital						
	019	Needy Student Fund	10000000	10000000	10000000	10000000	10000000	10000000
		<b>Total of Item</b>	10000000	10000000	10000000	10000000	10000000	10000000
		<b>Total of Project / Treasury</b>	10000000	10000000	10000000	10000000	10000000	10000000
Project		019 Infrastructure of universities						
Fund Source		102001 Capital (Treasury)						
Group	item	Description	Actual 2019	Estimated 2020	Re-estimated 2020	Estimated 2021	Indicative 2022	Indicative 2023
31		<b>Non-financial Assets</b>						
3111		Buildings and Constructions						
	508	Works and Constructions						
	013	Construction of buildings	130826	938000	200000	500000	500000	0
		<b>Total of Item</b>	130826	938000	200000	500000	500000	0
		<b>Total of Project / Treasury</b>	130826	938000	200000	500000	500000	0
Project		023 Development of technical education in official community colleges						
Fund Source		102001 Capital (Treasury)						
Group	item	Description	Actual 2019	Estimated 2020	Re-estimated 2020	Estimated 2021	Indicative 2022	Indicative 2023
31		<b>Non-financial Assets</b>						
3112		Devices, Machinery and Equipment						
	505	Equipment, Machines and Devices						
	004	Educational devices and equipment	0	1250000	250000	780000	500000	0
		<b>Total of Item</b>	0	1250000	250000	780000	500000	0
		<b>Total of Project / Treasury</b>	0	1250000	250000	780000	500000	0

# Capital Expenditures According to Program and Projects for the Years 2019 - 2023

Chapter : 2601 Ministry of Higher Education and Scientific Research

( In JDs )

Program 4505 Government Colleges and Universities								
Project		024 Development of technical education in the official universities						
Fund Source		102001 Capital (Treasury)						
Group	item	Description	Actual 2019	Estimated 2020	Re-estimated 2020	Estimated 2021	Indicative 2022	Indicative 2023
22		Use of Goods and Services						
2211		Use of Goods and Services						
	510	Buildings and facilities repair and maintenance						
	008	Buildings and facilities maintenance	123920	75000	25000	200000	200000	0
		<b>Total of Item</b>	123920	75000	25000	200000	200000	0
31		Non-financial Assets						
3111		Buildings and Constructions						
	508	Works and Constructions						
	013	Construction of buildings	114745	75000	75000	300000	300000	0
		<b>Total of Item</b>	114745	75000	75000	300000	300000	0
3113		Other Fixed Assets						
	511	Equipping and furnishing						
	005	Laboratories furnishings	239451	400000	300000	500000	660000	0
		<b>Total of Item</b>	239451	400000	300000	500000	660000	0
		<b>Total of Project / Treasury</b>	478116	550000	400000	1000000	1160000	0
Project		025 Developing the public universities						
Fund Source		102001 Capital (Treasury)						
Group	item	Description	Actual 2019	Estimated 2020	Re-estimated 2020	Estimated 2021	Indicative 2022	Indicative 2023
31		Non-financial Assets						
3111		Buildings and Constructions						
	508	Works and Constructions						
	013	Construction of buildings	8976049	10000000	6000000	6700000	5000000	0
		<b>Total of Item</b>	8976049	10000000	6000000	6700000	5000000	0
		<b>Total of Project / Treasury</b>	8976049	10000000	6000000	6700000	5000000	0
Project		032 Supporting skills of operation and social integration in Al-Balqa' Applied University						
Fund Source		102001 Capital (Treasury)						
Group	item	Description	Actual 2019	Estimated 2020	Re-estimated 2020	Estimated 2021	Indicative 2022	Indicative 2023
22		Use of Goods and Services						
2211		Use of Goods and Services						
	512	Operating and Sustaining Expenditures						
	011	Capacity building expenses	100000	30000	30000	0	0	0
		<b>Total of Item</b>	100000	30000	30000	0	0	0
31		Non-financial Assets						
3111		Buildings and Constructions						
	508	Works and Constructions						
	013	Construction of buildings	100000	370000	370000	0	0	0
		<b>Total of Item</b>	100000	370000	370000	0	0	0
3112		Devices, Machinery and Equipment						
	505	Equipment, Machines and Devices						
	004	Educational devices and equipment	400000	178000	178000	0	0	0
		<b>Total of Item</b>	400000	178000	178000	0	0	0
		<b>Total of Project / Treasury</b>	600000	578000	578000	0	0	0

# Capital Expenditures According to Program and Projects for the Years 2019 - 2023

Chapter : 2601 Ministry of Higher Education and Scientific Research

( In JDs )

Program 4505 Government Colleges and Universities								
Project		033 Restructuring and rehabilitation of Ajloun Technical College at Al-Balq' Applied University / Italian loan						
Fund Source		102001 Capital (Treasury)						
Group	item	Description	Actual 2019	Estimated 2020	Re-estimated 2020	Estimated 2021	Indicative 2022	Indicative 2023
31		<b>Non-financial Assets</b>						
3111		Buildings and Constructions						
	508	Works and Constructions						
	013	Construction of buildings	0	1500000	1500000	2687000	4000000	6000000
		<b>Total of Item</b>	0	1500000	1500000	2687000	4000000	6000000
		<b>Total of Project / Treasury</b>	0	1500000	1500000	2687000	4000000	6000000
Project		034 Establishment of a technical university college in El-Koura district						
Fund Source		102001 Capital (Treasury)						
Group	item	Description	Actual 2019	Estimated 2020	Re-estimated 2020	Estimated 2021	Indicative 2022	Indicative 2023
28		<b>Other Expenditures</b>						
2822		Other Capital Expenditures						
	504	Studies, Research and Consultations						
	017	Construction studies	0	37000	0	0	0	0
		<b>Total of Item</b>	0	37000	0	0	0	0
		<b>Total of Project / Treasury</b>	0	37000	0	0	0	0
Project		701 Equipping an educational kitchen in Zarqa University College / Zarqa governorate						
Fund Source		102001 Capital (Treasury)						
Group	item	Description	Actual 2019	Estimated 2020	Re-estimated 2020	Estimated 2021	Indicative 2022	Indicative 2023
31		<b>Non-financial Assets</b>						
3113		Other Fixed Assets						
	511	Equipping and furnishing						
	005	Laboratories furnishings	0	0	0	250000	450000	0
		<b>Total of Item</b>	0	0	0	250000	450000	0
		<b>Total of Project / Treasury</b>	0	0	0	250000	450000	0
Project		702 Establishing and equipping an environmental monitoring center at Zarqa University College / Zarqa Governorate						
Fund Source		102001 Capital (Treasury)						
Group	item	Description	Actual 2019	Estimated 2020	Re-estimated 2020	Estimated 2021	Indicative 2022	Indicative 2023
31		<b>Non-financial Assets</b>						
3111		Buildings and Constructions						
	508	Works and Constructions						
	013	Construction of buildings	200000	50000	50000	100000	100000	0
		<b>Total of Item</b>	200000	50000	50000	100000	100000	0
3112		Devices, Machinery and Equipment						
	505	Equipment, Machines and Devices						
	004	Educational devices and equipment	35000	32000	32000	65000	65000	0
		<b>Total of Item</b>	35000	32000	32000	65000	65000	0
3113		Other Fixed Assets						
	511	Equipping and furnishing						
	005	Laboratories furnishings	15000	43000	43000	85000	85000	0
		<b>Total of Item</b>	15000	43000	43000	85000	85000	0
		<b>Total of Project / Treasury</b>	250000	125000	125000	250000	250000	0

# Capital Expenditures According to Program and Projects for the Years 2019 - 2023

Chapter : 2601 Ministry of Higher Education and Scientific Research

( In JDs )

Program 4505 Government Colleges and Universities								
Project		705 Rehabilitation and development of infrastructure for university facilities in Ma'an Governorate						
Fund Source		102001 Capital (Treasury)						
Group	item	Description	Actual 2019	Estimated 2020	Re-estimated 2020	Estimated 2021	Indicative 2022	Indicative 2023
22		Use of Goods and Services						
2211		Use of Goods and Services						
	510	Buildings and facilities repair and maintenance						
	008	Buildings and facilities maintenance	0	0	0	12000	0	0
		<b>Total of Item</b>	0	0	0	12000	0	0
	512	Operating and Sustaining Expenditures						
	036	Computerization and automation operations expenses	0	0	0	0	100000	5000
		<b>Total of Item</b>	0	0	0	0	100000	5000
31		Non-financial Assets						
3112		Devices, Machinery and Equipment						
	505	Equipment, Machines and Devices						
	001	Computers and accessories	0	0	0	0	10000	10000
		<b>Total of Item</b>	0	0	0	0	10000	10000
	506	Vehicles and Equipment						
	004	Big buses	0	0	0	0	160000	0
		<b>Total of Item</b>	0	0	0	0	160000	0
		<b>Total of Project / Treasury</b>	0	0	0	12000	270000	15000
Project		706 Maintenance and rehabilitation of the old university building as a student houses for girls at Hussein Bin Talal University / Ma'an Governorate						
Fund Source		102001 Capital (Treasury)						
Group	item	Description	Actual 2019	Estimated 2020	Re-estimated 2020	Estimated 2021	Indicative 2022	Indicative 2023
22		Use of Goods and Services						
2211		Use of Goods and Services						
	510	Buildings and facilities repair and maintenance						
	008	Buildings and facilities maintenance	25000	0	0	0	0	0
		<b>Total of Item</b>	25000	0	0	0	0	0
		<b>Total of Project / Treasury</b>	25000	0	0	0	0	0
<b>Total of Program</b>			20639572	25128000	19103000	22229000	22130000	16015000
<b>Total of Chapter</b>			20735538	25278000	19233000	22309000	22210000	16095000