

## Chapter : 2401 Ministry of Environment

- Creation:** The Ministry of Environment was established on 17/1/2013 under the Temporary Environmental Protection Law No. (1) for the year 2003.
- Vision :** An entrepreneurship ministry in protecting the environment's elements towards sustainable development.
- Mission:** Conserving the environment and its ecosystems through developing and enforcing legislation frameworks, Preparing strategies and policies in addition to disseminate the environmental culture, and transition to a green economy through an institution building aims at contributing to achieve sustainable development, reducing pollution and the negative effects of climate change, according to a participatory approach.
- Legal Framework :** Environment Protection Law No. (6) for the year 2017

### Tasks of the Ministry / Department:

- Set out the public policy for protecting environment, prepare and develop the necessary plans, programs and projects and follow up their execution.
- Cooperation and coordination with donors and competent authorities involved in environment affairs locally and internationally.
- Coordinate the national efforts aiming to predict the process of climate change, identify the sectors covered by its impact and an emissions inventory and mitigation of greenhouse gas.
- Protect biodiversity, identify locations and areas requiring specific environmental protection, special zones and ecologically sensitive areas, observe and oversight them.
- Follow up the provisions execution of any environmental agreement which the Kingdom is a party.
- Issuance of the environmental licenses for activities with high impact of environmental hazard.
- Supervising projects, following up the progress of their work, verifying the validation of their execution environmentally, including approval of environmental studies and projects submitted to donors.
- Set up the foundations of hazardous materials classification on environment, as well as collect, save, transfer, destroy, disposal, handling or dealing with them by any means.
- Develop the environmental map for reference when exercise any activity that has an impact on the environment which is an obligatory reference to public official institutions and public institutions concerned with planning.
- Observe the environment elements, measuring their components through the scientific centers and laboratories that adopted for this purpose according to the international guidelines and specifications, establish and operate environmental monitoring networks.
- Conduct environmental researches and studies and issue publications relevant to the environment.
- Formation of one or more environmental committee provided that its/their tasks, way of meetings and decision making should be determined by in its/ their decision of formation
- Propose draft laws, bylaws and issue the necessary environmental instructions.
- Prepare the plans of emergencies management and environmental disasters caused by nature or human.
- Collect, classify and save the environmental information, establish an information system, establish and manage a national environmental database and foundations as well as identify the bases of documentation, circulation, use and provided to those concerned.

### Ministry/Department Contribution to the Achievement of the National Objectives:

- Protect and sustain the environment elements.
- Improve the level of services provided for citizens and fairness in their distribution
- Environment and citizen safety.

### Major Issues and Challenges which face the Ministry / Department:

- Lack of staff, which leads to a lack of inspections operations, environmental monitoring and law enforcement.
- Increase rates of desertification, deteriorate ecosystems, increase of desertification as a result of urban expansion at the expense of agricultural lands and the attack on forest lands and reserves.

## **Major Issues and Challenges which face the Ministry / Department:**

- Increase in pollution percentages due to incremental growth in the transportation, energy and industrial sectors and non-compliance with environmental conditions.
- The negative effects of the climate change phenomenon.
- Lack of environmental awareness and culture of local communities and economic sectors.
- The negative consequences of Syrian asylum.

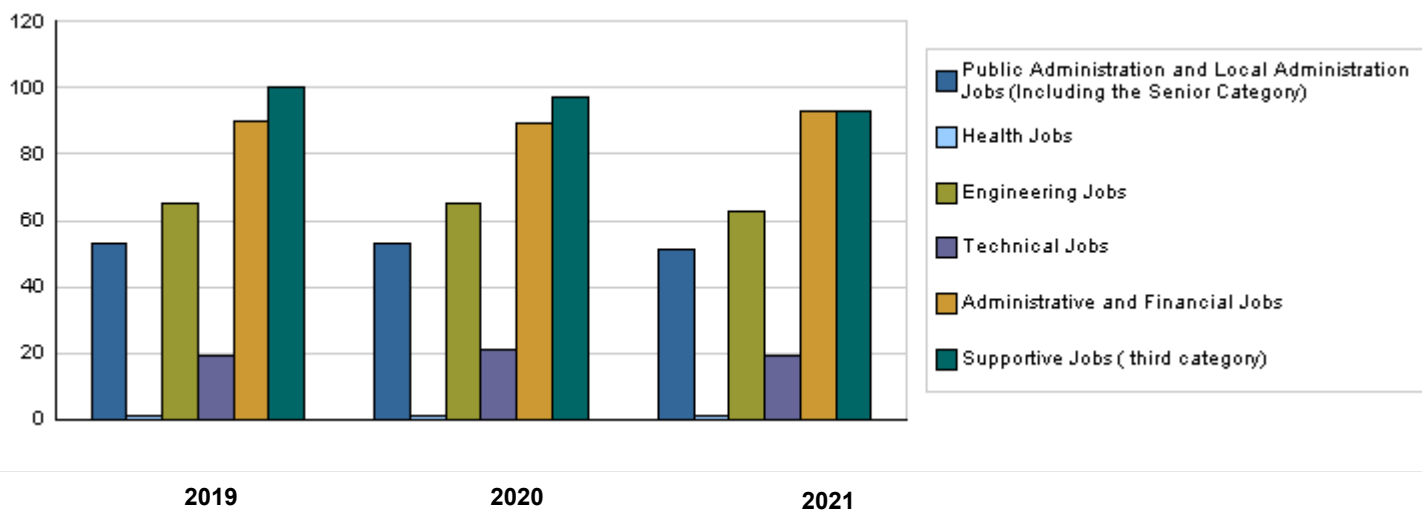
## CHAPTER : 2401 Ministry of Environment

### Strategic Objectives and Performance Indicators of the Ministry / Department

Strategic Objective	Performance Indicator	Base year	Value	Actual Value	Target Value	Preliminary Self Evaluation	Target Value		
				2019	2020	2020	2021	2022	2023
1 - To develop the institutional performance and rooting culture of excellence, innovation and gender integration.	1 Degree of customer satisfaction	2019	%95	%95	%95	%95	%96	%97	%98
2 - To reduce pollution and countering its negative effects	1 Percentage of development activities covered by environmental inspections processes	2019	%60	%60	%60	%60	%67	%77	%87
	2 Percentage of the environmental complainant satisfaction	2019	%74	%74	%74	%74	%80	%85	%90
	3 Number of violations of the random dumping of wastewater, oils and hazardous wastes	2019	50	50	50	50	40	35	30
3 - To disseminate the environmental culture and promote sound environmental behavior.	1 Number of memorandum of understanding signed with the private sector and civil society organizations	2019	15	15	15	15	27	35	40
4 - Protection and sustainable use of ecosystem services.	1 Percentage of representation of wild ecosystems in networks of natural reserves as a percentage of the Kingdom's areas (%)	2019	%3	%3	%3	%3	%4	%4	%4

### Number of Staff of the Ministry / Department

Group	Job	2019			2020			Preliminary 2021		
		Male	Female	Total	Male	Female	Total	Male	Female	Total
Public Administration and Local Administration Jobs (Including the Senior Category)	Supervisory and Leadership Jobs	45	8	53	45	8	53	44	7	51
Health Jobs	Physician	1	0	1	1	0	1	1	0	1
Engineering Jobs	Engineer	45	20	65	44	21	65	42	21	63
Technical Jobs	Technical jobs	12	7	19	14	7	21	13	6	19
Administrative and Financial Jobs	Administrative and financial jobs	68	22	90	67	22	89	69	24	93
Supportive Jobs ( third category)	Administrative assistance services	75	25	100	73	24	97	70	23	93
<b>Total</b>		<b>246</b>	<b>82</b>	<b>328</b>	<b>244</b>	<b>82</b>	<b>326</b>	<b>239</b>	<b>81</b>	<b>320</b>
<b>Total Cost of Salaries</b>		<b>1549084</b>	<b>516361</b>	<b>2065445</b>	<b>1603963</b>	<b>539037</b>	<b>2143000</b>	<b>1970256</b>	<b>667744</b>	<b>2638000</b>



**Key Information of the Ministry / Department**

<b>No.</b>	<b>Description</b>
1	<b>Protecting the environment and preserving vital and ecosystems through the development and enforcement of legislative frameworks and preparation of environmental strategies and policies.</b>
2	<b>Disseminate the environmental culture.</b>
3	<b>Shift towards a green economy through supportive institutional building to contribute in achieving the sustainable development, reduce pollution and the negative impacts of climate change according to participatory approach.</b>

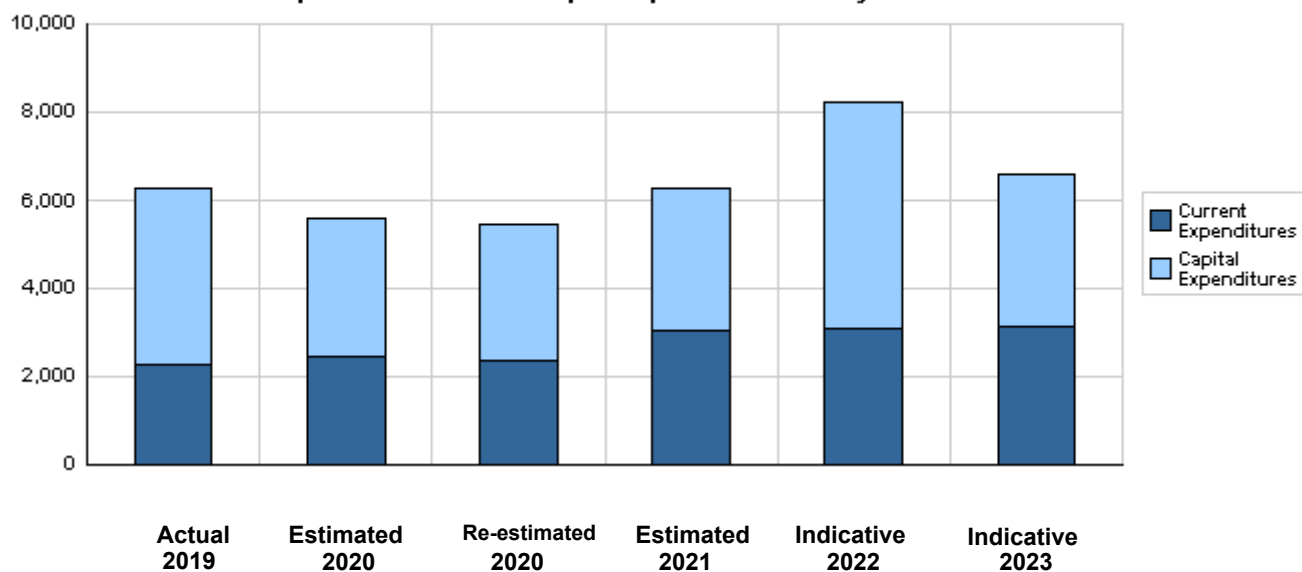
**Overall Summary of Expenditures for Chapter 2401- Ministry of Environment  
for the Years 2019 - 2023**

( In JDs )

Description		Actual 2019	Estimated 2020	Re-estimated 2020	Estimated 2021	Indicative 2022 2023	
<b>Group</b>	<b>Current Expenditures</b>						
2111	Salaries, Wages and Allowances	1,804,124	1,990,000	1,898,000	2,328,000	2,356,000	2,385,000
2121	Social Security Contributions	261,321	245,000	245,000	310,000	315,000	320,000
2211	Use of Goods and Services	187,111	192,000	189,000	276,000	300,000	299,000
2821	Other Current Expenditures	26,470	35,000	30,000	130,000	130,000	130,000
<b>Total current expenditures</b>		<b>2,279,026</b>	<b>2,462,000</b>	<b>2,362,000</b>	<b>3,044,000</b>	<b>3,101,000</b>	<b>3,134,000</b>
<b>Capital Expenditures</b>							
2211	Use of Goods and Services	1,538,758	1,612,350	1,612,000	1,200,000	1,209,500	1,149,500
2511	Subsidies to Public Corporations	62,620	62,500	62,500	62,500	62,500	62,500
2822	Other Capital Expenditures	1,077,732	1,137,150	1,129,500	1,549,000	2,468,000	720,000
3111	Buildings and Constructions	25,000	285,000	280,000	387,500	1,355,000	1,510,000
3112	Devices, Machinery and Equipment	1,285,906	11,000	11,000	11,000	11,000	11,000
3122	Inventories	14,832	0	0	30,000	0	0
<b>Total capital expenditures</b>		<b>4,004,848</b>	<b>3,108,000</b>	<b>3,095,000</b>	<b>3,240,000</b>	<b>5,106,000</b>	<b>3,453,000</b>
<b>Treasury</b>		<b>4,004,848</b>	<b>3,108,000</b>	<b>3,095,000</b>	<b>3,240,000</b>	<b>5,106,000</b>	<b>3,453,000</b>
<b>Total current and capital expenditures</b>		<b>6,283,874</b>	<b>5,570,000</b>	<b>5,457,000</b>	<b>6,284,000</b>	<b>8,207,000</b>	<b>6,587,000</b>

( Thousands of JDs )

**Graph of the current and capital expenditures for the years 2019 - 2023**

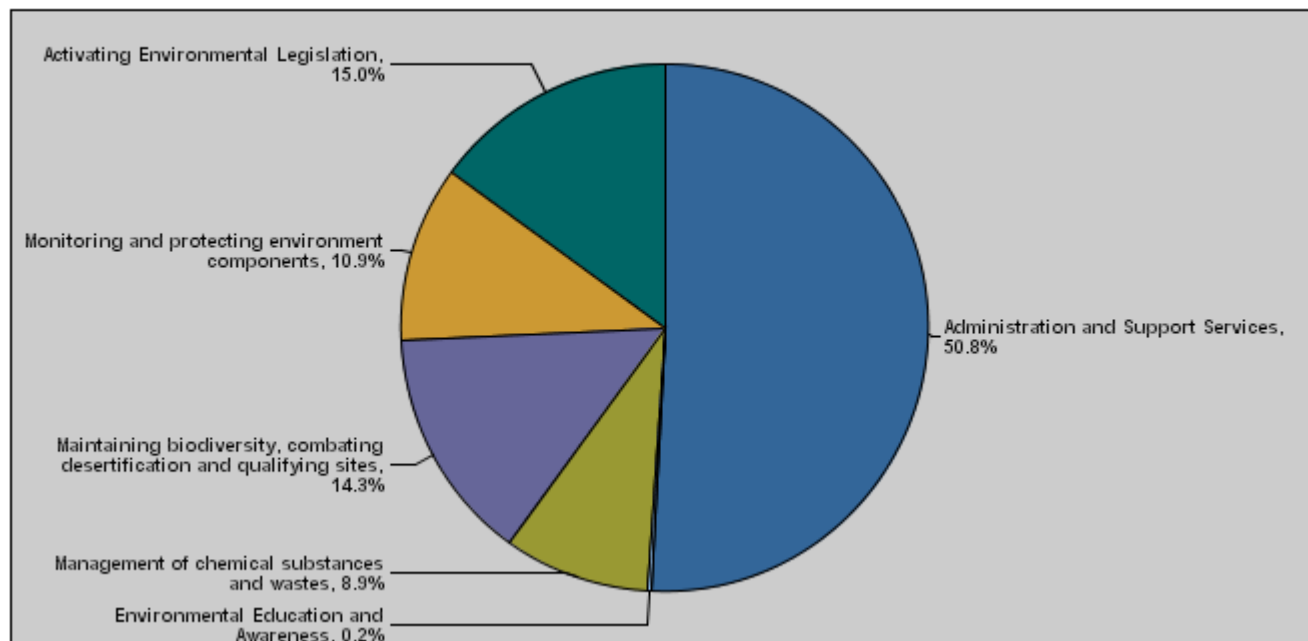


**Budget of Chapter 2401 - Ministry of Environment  
For the Year 2021 Distributed According to Program**

( In JDs )

Prog.	Description	Current Expenditures	Capital Expenditures	Total Expenditures
4301	Administration and Support Services	3,044,000	151,000	3,195,000
4305	Environmental Education and Awareness	0	10,000	10,000
4310	Management of chemical substances and wastes	0	560,000	560,000
4315	Maintaining biodiversity, combating desertification and qualifying sites	0	896,500	896,500
4320	Monitoring and protecting environment components	0	682,500	682,500
4325	Activating Environmental Legislation	0	940,000	940,000
<b>Total</b>		<b>3,044,000</b>	<b>3,240,000</b>	<b>6,284,000</b>

**Total Expenditures for the Year 2021 Distributed According to Programs**



**Estimated Allocations for Females distributed according to Programs for the Years 2019 - 2023**

Program	2019	2020	2021	2022	2023
4301 Administration and Support Services	569756	590500	808500	817250	826000
<b>Total</b>	<b>569756</b>	<b>590500</b>	<b>808500</b>	<b>817250</b>	<b>826000</b>

**Budget Chapter 2401 - Ministry of Environment Distributed According to the Program**

<b>4301</b>	<b>Administration and Support Services Program</b>
<b>Objective of the program :</b>	
Enhance and develop capacities of the Ministry and provide the necessary financial and administrative services to the remaining programs to develop the Ministry's performance by enhancing and raising its human, technical and knowledge capabilities in a sustainable manner and rooting the culture of excellence, innovation and integration of gender in order to be able to carry out the roles assigned to it and achieve its other strategic goals effectively and efficiently.	
<b>The strategic objective related to the program :</b>	
To develop the institutional performance and rooting culture of excellence, innovation and gender integration.	
<b>Directorates associated with the program :</b>	
<ul style="list-style-type: none"> <li>- Financial Affairs Directorate</li> <li>- Administrative Affairs Directorate</li> <li>- Tenders and Procurement Directorate</li> <li>- Warehouses Directorate</li> <li>- Directorate of Policies and International Cooperation</li> <li>- Institutional Performance Development Unit</li> </ul>	
<b>Services provided by the program :</b>	
<ul style="list-style-type: none"> <li>- Institutional development and capacity building</li> <li>- Knowledge management</li> <li>- Smart transformation</li> <li>- Gender mainstreaming</li> </ul>	
<b>Staff working in the program :</b>	
The program is implemented through a functional staff in 2020 estimated with ( 326 ) staff, including ( 244 ) males and ( 82 ) females .	

**Key Performance Indicators for Program**

Performance Measurement Indicator	Base Year	Value	Actual value	Target Value	Preliminary Self Evaluation	Target Value		
			2019	2020		2020	2021	2022
1 Degree of customer satisfaction.	2019	95%	95%	95%	95%	96%	97%	98%

Appropriations Of Administration and Support Services Program as Per Activities and Projects.

( In JDs )

Activities and Projects	Actual	Estimated	Re-estimated	Estimated	Indicative	
	2019	2020	2020	2021	2022	2023
<b>Current Expenditures</b>	<b>2,279,026</b>	<b>2,462,000</b>	<b>2,362,000</b>	<b>3,044,000</b>	<b>3,101,000</b>	<b>3,134,000</b>
601 Administrative and Support Services	2,279,026	2,462,000	2,362,000	3,044,000	3,101,000	3,134,000
<b>Capital Expenditures</b>	<b>308,890</b>	<b>551,000</b>	<b>551,000</b>	<b>151,000</b>	<b>150,500</b>	<b>150,500</b>
001 Environmental services	308,890	551,000	551,000	151,000	150,500	150,500
<b>Program / Treasury</b>	<b>308,890</b>	<b>551,000</b>	<b>551,000</b>	<b>151,000</b>	<b>150,500</b>	<b>150,500</b>
<b>Total Program</b>	<b>2,587,916</b>	<b>3,013,000</b>	<b>2,913,000</b>	<b>3,195,000</b>	<b>3,251,500</b>	<b>3,284,500</b>

**Budget Chapter 2401 - Ministry of Environment Distributed According to the Program**

<b>4305</b>	<b>Environmental Education and Awareness Program</b>
<b>Objective of the program :</b>	
Investing by educating and awareness all society segments on sound environmental practices to create sound and sustainable environmental behavior to protect and preserve the environment elements.	
<b>The strategic objective related to the program :</b>	
To disseminate the environmental culture and promote sound environmental behavior.	
<b>Directorates associated with the program :</b>	
<ul style="list-style-type: none"> <li>- Environmental Awareness &amp; Communication Directorate</li> <li>- Media Office</li> <li>- Technical Directorates</li> <li>- Environment Directorates and Offices in governorates</li> </ul>	
<b>Services provided by the program :</b>	
<ul style="list-style-type: none"> <li>- Environmental education and awareness program</li> <li>- Environmental education for sustainable development</li> <li>- Development of environmental associations</li> <li>- Integration of gender issues into environmental policies and programs</li> </ul>	
<b>Staff working in the program :</b>	
The program is implemented through a functional staff in 2020 estimated with ( 0 ) staff, including ( 0 ) males and ( 0 ) females .	

**Key Performance Indicators for Program**

Performance Measurement Indicator	Base Year	Value	Actual value	Target Value	Preliminary Self Evaluation	Target Value		
			2019	2020		2020	2021	2022
1 Number of memorandum of understanding signed with the private sector and civil society organizations	2019	15	15	15	15	27	35	40

Appropriations Of Environmental Education and Awareness Program as Per Activities and Projects.

( In JDs )

Activities and Projects	Actual	Estimated	Re-estimated	Estimated	Indicative	
	2019	2020	2020	2021	2022	2023
<b>Current Expenditures</b>	<b>0</b>	<b>0</b>	<b>0</b>	<b>0</b>	<b>0</b>	<b>0</b>
<b>Capital Expenditures</b>	<b>9,974</b>	<b>7,100</b>	<b>7,000</b>	<b>10,000</b>	<b>10,000</b>	<b>10,000</b>
001 Environmental Awareness Project	9,974	7,100	7,000	10,000	10,000	10,000
Program / Treasury	9,974	7,100	7,000	10,000	10,000	10,000
<b>Total Program</b>	<b>9,974</b>	<b>7,100</b>	<b>7,000</b>	<b>10,000</b>	<b>10,000</b>	<b>10,000</b>



**Budget Chapter 2401 - Ministry of Environment Distributed According to the Program**

<b>4310</b>	<b>Management of chemical substances and wastes Program</b>
<b>Objective of the program :</b>	
Set up the policies related to hazardous materials management, protection of the environment components and disposal of hazardous and solid wastes.	
<b>The strategic objective related to the program :</b>	
To reduce pollution and countering its negative effects	
<b>Directorates associated with the program :</b>	
1- Chemical Materials and Wastes Department 2- Environment Directorates in the governorates 3- Ministry's Directorates (Inspection, Monitoring and Assessment). 4- Waste Management and hazardous materials Directorate	
<b>Services provided by the program :</b>	
Develop the legislative framework, policies and strategies related to the management of chemicals materials and waste of all kinds and coordinating them, with the safe disposal of hazardous waste, safe handling of chemical materials and controlling their flow across borders in addition to support and implement the pilot projects for the safe disposal of all types of waste and applying the waste management hierarchy based on the framework law of waste management.	
<b>Staff working in the program :</b>	
The program is implemented through a functional staff in 2020 estimated with ( 0 ) staff, including ( 0 ) males and ( 0 ) females .	

**Key Performance Indicators for Program**

Performance Measurement Indicator	Base Year	Value	Actual value	Target Value	Preliminary Self Evaluation	Target Value		
			2019	2020		2020	2021	2022
1 Quantity of treated hazardous waste (ton)	2019	4400	4400	4400	4400	55000	60000	65000

Appropriations Of Management of chemical substances and wastes Program as Per Activities and Projects.

( In JDs )

Activities and Projects	Actual	Estimated	Re-estimated	Estimated	Indicative	
	2019	2020	2020	2021	2022	2023
<b>Current Expenditures</b>	0	0	0	0	0	0
<b>Capital Expenditures</b>	360,585	449,850	449,500	560,000	250,000	250,000
002 Chemical Materials Management	39,825	29,600	29,500	40,000	40,000	40,000
003 Studying the impact of pesticides on the environment	63,000	45,000	45,000	60,000	60,000	60,000
004 Al-Akaider Landfill Development Project	0	100,000	100,000	200,000	0	0
009 Hazardous Wastes Treatment Center Project/ Swaqa	227,928	275,250	275,000	150,000	150,000	150,000
701 Solid waste sorting / Irbid governorate	15,000	0	0	80,000	0	0
702 Establishing school nurseries / Irbid governorate	14,832	0	0	30,000	0	0
<b>Program / Treasury</b>	<b>360,585</b>	<b>449,850</b>	<b>449,500</b>	<b>560,000</b>	<b>250,000</b>	<b>250,000</b>
<b>Total Program</b>	<b>360,585</b>	<b>449,850</b>	<b>449,500</b>	<b>560,000</b>	<b>250,000</b>	<b>250,000</b>

**Budget Chapter 2401 - Ministry of Environment Distributed According to the Program**

<b>4315</b>	<b>Maintaining biodiversity, combating desertification and qualifying sites Program</b>
<b>Objective of the program :</b>	
Preserve the ecosystems and their services, protecting their various components, and ensuring that concept of sustainable use of vital and ecosystem services is integrated into the environmental policy-making process and development decision-making at the local and national levels in order to reach human well-being.	
<b>The strategic objective related to the program :</b>	
Protection and sustainable use of ecosystem services.	
<b>Directorates associated with the program :</b>	
1- Environment Directorates in the governorates 2- Environmental Inspection and Control Directorate 3- Policies Directorate 4- Nature Protection Directorate	
<b>Services provided by the program :</b>	
1- Preserve biodiversity and natural resources management 2- Sustainable land management and limiting desertification 3- Rehabilitation of environmentally damaged sites	
<b>Staff working in the program :</b>	
The program is implemented through a functional staff in 2020 estimated with ( 0 ) staff, including ( 0 ) males and ( 0 ) females .	

**Key Performance Indicators for Program**

Performance Measurement Indicator	Base Year	Value	Actual value	Target Value	Preliminary Self Evaluation	Target Value		
			2019	2020		2020	2021	2022
1 Percentage of representation of wild ecosystems in networks of natural reserves as a percentage of the Kingdom's areas (%)	2019	%3	%3	%3	%3	%4	%4	%4
2 Number of parks, gardens or environmental forests that have been established or rehabilitated.	2019	2	2	2	2	3	3	3

Appropriations Of Maintaining biodiversity, combating desertification and qualifying sites Program as Per Activities and Projects.

( In JDs )

Activities and Projects	Actual	Estimated	Re-estimated	Estimated	Indicative	
	2019	2020	2020	2021	2022	2023
<b>Current Expenditures</b>	<b>0</b>	<b>0</b>	<b>0</b>	<b>0</b>	<b>0</b>	<b>0</b>
<b>Capital Expenditures</b>	<b>1,700,000</b>	<b>861,800</b>	<b>855,000</b>	<b>896,500</b>	<b>3,073,000</b>	<b>1,520,000</b>
013 Irrigation pumps working with solar energy	400,000	676,800	675,000	659,000	1,698,000	0
701 Rehabilitating (30%) of the land areas that were exposed to fire in Dibbin Reserve / Jerash governorate	25,000	0	0	0	0	0
702 Rehabilitating Ibbin forest and establishing Eco park / Ajloun governorate	0	0	0	0	390,000	530,000
703 Executing the first phase of the second package of the environmental garden project in Russayfah district / Zarqa governorate	0	0	0	0	0	550,000
704 Rehabilitating Zarqa River in a number of locations / Zarqa governorate	0	0	0	0	500,000	0
709 Establishing environmental forest in As Subayhi area / Balqa' governorate	0	37,500	35,000	37,500	30,000	30,000
712 Irrigation pumps working in solar energy in Azraq/ Zarqa' governorate	775,000	0	0	0	0	0
713 Replacing water pumps working with fuel with pumps working with solar energy / Southern Ghours / Al-Karak governorate	500,000	0	0	0	0	0
714 Establish environmental gardens in Al-Karak governorate	0	97,500	95,000	100,000	300,000	100,000
715 Tafila Eco park in Abel area /Tafila governorate	0	50,000	50,000	50,000	100,000	150,000
717 Establishment of a facility for ceramic and pottery production / Jerash Governorate	0	0	0	40,000	0	0
720 Al-Barra Eco Park in Dana area / Tafila Governorate	0	0	0	0	35,000	150,000
721 Enhancing the administrative sustainability of the Dibein Forest Reserve and its surroundings/ Jerash Governorate	0	0	0	10,000	20,000	10,000
<b>Program / Treasury</b>	<b>1,700,000</b>	<b>861,800</b>	<b>855,000</b>	<b>896,500</b>	<b>3,073,000</b>	<b>1,520,000</b>
<b>Total Program</b>	<b>1,700,000</b>	<b>861,800</b>	<b>855,000</b>	<b>896,500</b>	<b>3,073,000</b>	<b>1,520,000</b>

**Budget Chapter 2401 - Ministry of Environment Distributed According to the Program**

<b>4320</b>	<b>Monitoring and protecting environment components Program</b>
-------------	---

**Objective of the program :**

Contribute to the enforcement of environmental legislation and policies and support control processes by strengthening environmental monitoring and evaluation in all regions and monitoring vital and development facilities through control programs on quality of water, air and soil, monitoring landfills, in addition to protect and promote environmental health, prepare a report on state of the environment periodically and issue a list of national environmental indicators.

**The strategic objective related to the program :**

To reduce pollution and countering its negative effects

**Directorates associated with the program :**

- 1- Monitoring and Assessment Directorate
- 2- Inspection and Environment Control Directorate
- 3- Licenses and pollution control Directorate
- 4-Directorates in the governorates
- 5- Technical Directorates in the headquarter.

**Services provided by the program :**

- 1- Contribute to the enforcement of environmental legislation and policies and support oversight processes by strengthening environmental monitoring and evaluation in all regions and monitoring vital and development facilities through monitoring programs on water, air and soil quality, monitoring landfills, protect and promote environmental health, prepare a status report on the environment periodically and issue a list of national environmental indicators.
- 2 - Enforce the environmental legislation and policies, supporting environmental inspections and auditing, and strengthening control over all vital and development facilities and activities to ensure human health and environment.

**Staff working in the program :**

The program is implemented through a functional staff in 2020 estimated with ( 0 ) staff, including ( 0 ) males and ( 0 ) females .

**Key Performance Indicators for Program**

	Performance Measurement Indicator	Base Year	Value	Actual value	Target Value	Preliminary Self Evaluation	Target Value		
				2019	2020		2020	2021	2022
1	Percentage of development activities covered by environmental inspections processes	2019	%60	%60	%60	%60	%67	%77	%87
2	Percentage of the environmental complainant satisfaction	2019	%74	%74	%74	%74	%80	%85	%90
3	Number of violations of the random dumping of wastewater, oils and hazardous wastes	2019	50	50	50	50	40	35	30

Appropriations Of Monitoring and protecting environment components Program as Per Activities and Projects.

( In JDs )

Activities and Projects	Actual	Estimated	Re-estimated	Estimated	Indicative	
	2019	2020	2020	2021	2022	2023
<b>Current Expenditures</b>	0	0	0	0	0	0
<b>Capital Expenditures</b>	688,703	508,250	502,500	682,500	682,500	582,500
001 Project of Studying Concentrations of Pollutants Resulting from Factories in the Air	234,973	164,500	160,000	235,000	235,000	235,000
003 Studying and Monitoring Water Quality Project	174,980	131,250	130,000	175,000	175,000	175,000
005 Establishing electronic system project to monitor pollution concentrations	216,130	150,000	150,000	210,000	210,000	110,000
007 National Project for Water Remote Control/ High Council for Sciences	62,620	62,500	62,500	62,500	62,500	62,500
<b>Program / Treasury</b>	688,703	508,250	502,500	682,500	682,500	582,500
<b>Total Program</b>	688,703	508,250	502,500	682,500	682,500	582,500

**Budget Chapter 2401 - Ministry of Environment Distributed According to the Program**

**4325 Activating Environmental Legislation Program**

**Objective of the program :**

The Ministry seeks through this program to develop and activate national legislations, policies and strategies related to the environment, to ensure their compatibility with international and national trends aimed at preserving and protecting the environment and its elements, and to work with the relevant authorities to enforce the legislations.

**The strategic objective related to the program :**

To reduce pollution and countering its negative effects

**Directorates associated with the program :**

- 1- Inspection and Environment control Directorate
- 2- Monitoring and Evaluation Directorate
- 3- Licenses and pollution control Directorate
- 4- Environment Protection (Environment Police).
- 5- Legal Affairs Unit
- 6- Directorate of Policies and International Cooperation

**Services provided by the program :**

Develop and activate national legislations, policies and strategies related to the environment, ensuring their compatibility with international and national trends aimed at preserving and protecting the environment and its elements, and enforcing the legislation with the relevant authorities.

**Staff working in the program :**

The program is implemented through a functional staff in 2020 estimated with ( 0 ) staff, including ( 0 ) males and ( 0 ) females .

**Key Performance Indicators for Program**

Performance Measurement Indicator	Base Year	Value	Actual value	Target Value	Preliminary Self Evaluation	Target Value		
			2019	2020		2020	2021	2022
1 Number of environmental policies, legislations, regulations, instructions and strategy developed or amended and approved (cumulative)	2019	10	10	10	10	24	32	35

Appropriations Of Activating Environmental Legislation Program as Per Activities and Projects.

( In JDs )

Activities and Projects	Actual	Estimated	Re-estimated	Estimated	Indicative	
	2019	2020	2020	2021	2022	2023
<b>Current Expenditures</b>	0	0	0	0	0	0
<b>Capital Expenditures</b>	936,696	730,000	730,000	940,000	940,000	940,000
001 Environmental Police	800,000	600,000	600,000	800,000	800,000	800,000
002 Development and implementation of programs and control and inspection of hot sites and environmental surveillance	29,954	30,000	30,000	40,000	40,000	40,000
003 Assessment and Licensing Committees in the Field of Environmental Impact	106,742	100,000	100,000	100,000	100,000	100,000
<b>Program / Treasury</b>	936,696	730,000	730,000	940,000	940,000	940,000
<b>Total Program</b>	936,696	730,000	730,000	940,000	940,000	940,000

## Capital Expenditures Distributed According to Governorates

Chapter : 2401 Ministry of Environment

( In JDs )

Governorate		Estimated 2021	Indicative 2022	Indicative 2023
21	Irbid Governorate	110,000	0	0
22	Mafraq Governorate	0	0	0
23	Jerash Governorate	50,000	20,000	10,000
24	Ajloun Governorate	0	390,000	530,000
31	The Capital Governorate	0	0	0
32	Balqa' Governorate	37,500	30,000	30,000
33	Zarqa Governorate	0	500,000	550,000
34	Ma'daba Governorate	0	0	0
41	Karak Governorate	100,000	300,000	100,000
42	Ma'an Governorate	0	0	0
43	Tafileh Governorate	50,000	135,000	300,000
44	Aqaba Governorate	0	0	0
<b>Total</b>		<b>347,500</b>	<b>1,375,000</b>	<b>1,520,000</b>

Chapter : 2401 Ministry of Environment

( In JDs )

Current Activities Appropriations According to Program								
Prog.	Activites		Actual	Estimated	Re-estimated	Estimated	Indicative	Indicative
			2019	2020	2020	2021	2022	2023
4301	601	Administrative and Support Services	2279026	2462000	2362000	3044000	3101000	3134000
		Total of Program	2279026	2462000	2362000	3044000	3101000	3134000
		Total	2279026	2462000	2362000	3044000	3101000	3134000

Capital Projects Appropriations According to Program								
Prog.	Projects		Actual	Estimated	Re-estimated	Estimated	Indicative	Indicative
			2019	2020	2020	2021	2022	2023
4301	001	Environmental services	308890	551000	551000	151000	150500	150500
		Total of Program	308890	551000	551000	151000	150500	150500
4310	002	Chemical Materials Management	39825	29600	29500	40000	40000	40000
	003	Studying the impact of pesticides on the environment	63000	45000	45000	60000	60000	60000
	004	Al-Akaider Landfill Development Project	0	100000	100000	200000	0	0
	009	Hazardous Wastes Treatment Center Project/ Swaqa	227928	275250	275000	150000	150000	150000
	701	Solid waste sorting / Irbid governorate	15000	0	0	80000	0	0
	702	Establishing school nurseries / Irbid governorate	14832	0	0	30000	0	0
		Total of Program	360585	449850	449500	560000	250000	250000
4320	001	Project of Studying Concentrations of Pollutants Resulting from Factories in the Air	234973	164500	160000	235000	235000	235000
	003	Studying and Monitoring Water Quality Project	174980	131250	130000	175000	175000	175000
	005	Establishing electronic system project to monitor pollution concentrations	216130	150000	150000	210000	210000	110000
	007	National Project for Water Remote Control/ High Council for Sciences	62620	62500	62500	62500	62500	62500
		Total of Program	688703	508250	502500	682500	682500	582500
4325	001	Environmental Police	800000	600000	600000	800000	800000	800000
	002	Development and implementation of programs and control and inspection of hot sites and environmental surveillance	29954	30000	30000	40000	40000	40000
	003	Assessment and Licensing Committees in the Field of Environmental Impact	106742	100000	100000	100000	100000	100000
		Total of Program	936696	730000	730000	940000	940000	940000
4305	001	Environmental Awareness Project	9974	7100	7000	10000	10000	10000
		Total of Program	9974	7100	7000	10000	10000	10000
4315	013	Irrigation pumps working with solar energy	400000	676800	675000	659000	1698000	0
	701	Rehabilitating (30%) of the land areas that were exposed to fire in Dibbin Reserve / Jerash governorate	25000	0	0	0	0	0
	702	Rehabilitating Ibbin forest and establishing Eco park / Ajloun governorate	0	0	0	0	390000	530000
	703	Executing the first phase of the second package of the environmental garden project in Russayfah district / Zarqa governorate	0	0	0	0	0	550000
	704	Rehabilitating Zarqa River in a number of locations / Zarqa governorate	0	0	0	0	500000	0
	709	Establishing environmental forest in As Subayhi area / Balqa' governorate	0	37500	35000	37500	30000	30000
	712	Irrigation pumps working in solar energy in Azraq/ Zarqa' governorate	775000	0	0	0	0	0
	713	Replacing water pumps working with fuel with pumps working with solar energy / Southern Ghours / Al-Karak governorate	500000	0	0	0	0	0
	714	Establish environmental gardens in Al-Karak governorate	0	97500	95000	100000	300000	100000
	715	Tafila Eco park in Abel area /Tafila governorate	0	50000	50000	50000	100000	150000
	717	Establishment of a facility for ceramic and pottery production / Jerash Governorate	0	0	0	40000	0	0
	720	Al-Barra Eco Park in Dana area / Tafila Governorate	0	0	0	0	35000	150000
	721	Enhancing the administrative sustainability of the Dibeen Forest Reserve and its surroundings/ Jerash Governorate	0	0	0	10000	20000	10000
		Total of Program	1700000	861800	855000	896500	3073000	1520000
		Total	4004848	3108000	3095000	3240000	5106000	3453000

# Overall Summary of Current Expenditures for the Years 2019 - 2023

**Chapter: 2401** Ministry of Environment

( In JDs )

Group	Item	Description	Actual 2019	Estimated 2020	Re-estimated 2020	Estimated 2021	Indicative 2022	Indicative 2023
<b>21</b>		<b>Compensations of Employees</b>						
<b>2111</b>		<b>Salaries, Wages and Allowances</b>						
	101	Classified Employees	50511	40000	30000	29000	28000	27000
	102	Unclassified Employees	391602	322000	302000	360000	355000	349000
	103	Comprehensive Contract Employees	6772	10000	10000	10000	11000	12000
	105	Personal Cost of Living Allowance	422456	460000	440000	445000	450000	455000
	106	Family Cost of Living Allowance	39362	62000	62000	45000	46000	47000
	111	Additional Allowance	458868	507000	480000	560000	565000	570000
	112	Other Allowances	72000	70000	67000	70000	71000	72000
	113	Transportation Allowance	69947	75000	70000	74000	75000	76000
	114	Transport Allowance	27057	69000	62000	70000	71000	72000
	115	Field Visit Allowance	0	10000	10000	10000	10000	10000
	116	Employees' Bonuses	79999	80000	80000	420000	420000	420000
	120	Contract Employees	185550	285000	285000	235000	254000	275000
<b>Total</b>			<b>1804124</b>	<b>1990000</b>	<b>1898000</b>	<b>2328000</b>	<b>2356000</b>	<b>2385000</b>
<b>2121</b>		<b>Social Security Contributions</b>						
	301	Social Security	261321	245000	245000	310000	315000	320000
<b>Total</b>			<b>261321</b>	<b>245000</b>	<b>245000</b>	<b>310000</b>	<b>315000</b>	<b>320000</b>
<b>22</b>		<b>Use of Goods and Services</b>						
<b>2211</b>		<b>Use of Goods and Services</b>						
	201	Rents	45000	52000	52000	52000	52000	52000
	202	Telecommunications Services	9774	9000	9000	9000	10000	10000
	203	Water	4980	5000	5000	5000	5000	5000
	204	Electricity	28519	30000	30000	70000	85000	85000
	205	Fuels	20829	21000	21000	65000	75000	75000
	206	Maintenance of Machines, furniture and accessories	1992	2000	2000	2000	2000	2000
	207	Maintenance of vehicles, equipment and accessories	8832	9000	9000	9000	9000	9000
	208	Repair and maintenance of buildings and accessories	1470	2000	2000	2000	2000	2000
	209	Stationery, Publications and Office Supplies	3441	3000	3000	3000	3000	3000
	210	Substances and raw materials (medicines, clothes, food, films, etc..)	1925	2000	2000	2000	2000	2000
	211	Cleaning services and supplies including cleaning contracts	42900	43000	43000	43000	43000	43000
	212	Insurance	9870	8000	6000	8000	8000	8000
	213	Official Travel Missions	3995	2000	1000	2000	2000	2000
	214	Goods and services expenses	3584	4000	4000	4000	2000	1000
<b>Total</b>			<b>187111</b>	<b>192000</b>	<b>189000</b>	<b>276000</b>	<b>300000</b>	<b>299000</b>
<b>28</b>		<b>Other Expenditures</b>						
<b>2821</b>		<b>Other Current Expenditures</b>						
	302	Contributions	19375	25000	20000	120000	120000	120000
	303	Scientific scholarships and training courses	1720	2000	2000	2000	2000	2000
	305	Non-Employees' Bonuses	5375	8000	8000	8000	8000	8000
<b>Total</b>			<b>26470</b>	<b>35000</b>	<b>30000</b>	<b>130000</b>	<b>130000</b>	<b>130000</b>
<b>Total of Chapter</b>			<b>2279026</b>	<b>2462000</b>	<b>2362000</b>	<b>3044000</b>	<b>3101000</b>	<b>3134000</b>

Program : 4301 - Administration and Support Services								
Activity : 601 - Administrative and Support Services								
Group	Item	Description	Actual 2019	Estimated 2020	Re-estimated 2020	Estimated 2021	Indicative 2022	Indicative 2023
<b>21</b>		<b>Compensations of Employees</b>						
<b>2111</b>		Salaries, Wages and Allowances						
	101	Classified Employees	50511	40000	30000	29000	28000	27000
	102	Unclassified Employees	391602	322000	302000	360000	355000	349000
	103	Comprehensive Contract Employees	6772	10000	10000	10000	11000	12000
	105	Personal Cost of Living Allowance	422456	460000	440000	445000	450000	455000
	106	Family Cost of Living Allowance	39362	62000	62000	45000	46000	47000
	111	Additional Allowance	458868	507000	480000	560000	565000	570000
	112	Other Allowances	72000	70000	67000	70000	71000	72000
	113	Transportation Allowance	69947	75000	70000	74000	75000	76000
	114	Transport Allowance	27057	69000	62000	70000	71000	72000
	115	Field Visit Allowance	0	10000	10000	10000	10000	10000
	116	Employees' Bonuses	79999	80000	80000	420000	420000	420000
	120	Contract Employees	185550	285000	285000	235000	254000	275000
		<b>Total</b>	<b>1804124</b>	<b>1990000</b>	<b>1898000</b>	<b>2328000</b>	<b>2356000</b>	<b>2385000</b>
<b>2121</b>		Social Security Contributions						
	301	Social Security	261321	245000	245000	310000	315000	320000
		<b>Total</b>	<b>261321</b>	<b>245000</b>	<b>245000</b>	<b>310000</b>	<b>315000</b>	<b>320000</b>
<b>22</b>		<b>Use of Goods and Services</b>						
<b>2211</b>		Use of Goods and Services						
	201	Rents	45000	52000	52000	52000	52000	52000
	202	Telecommunications Services	9774	9000	9000	9000	10000	10000
	203	Water	4980	5000	5000	5000	5000	5000
	204	Electricity	28519	30000	30000	70000	85000	85000
	205	Fuels	20829	21000	21000	65000	75000	75000
		001 Heating	8000	8000	8000	20000	25000	25000
		002 Saloon vehicles	6956	7000	7000	20000	25000	25000
		003 Transport vehicles and heavy equipment	5873	6000	6000	25000	25000	25000
	206	Maintenance of Machines, furniture and accessories	1992	2000	2000	2000	2000	2000
	207	Maintenance of vehicles, equipment and accessories	8832	9000	9000	9000	9000	9000
	208	Repair and maintenance of buildings and accessories	1470	2000	2000	2000	2000	2000
	209	Stationery, Publications and Office Supplies	3441	3000	3000	3000	3000	3000
	210	Substances and raw materials (medicines, clothes, food, films, etc..)	1925	2000	2000	2000	2000	2000
	211	Cleaning services and supplies including cleaning contracts	42900	43000	43000	43000	43000	43000
	212	Insurance	9870	8000	6000	8000	8000	8000
	213	Official Travel Missions	3995	2000	1000	2000	2000	2000
	214	Goods and services expenses	3584	4000	4000	4000	2000	1000
		121 Administrative expenses	3584	4000	4000	4000	2000	1000
		<b>Total</b>	<b>187111</b>	<b>192000</b>	<b>189000</b>	<b>276000</b>	<b>300000</b>	<b>299000</b>
<b>28</b>		<b>Other Expenditures</b>						
<b>2821</b>		Other Current Expenditures						
	302	Contributions	19375	25000	20000	120000	120000	120000
	303	Scientific scholarships and training courses	1720	2000	2000	2000	2000	2000
	305	Non-Employees' Bonuses	5375	8000	8000	8000	8000	8000
		<b>Total</b>	<b>26470</b>	<b>35000</b>	<b>30000</b>	<b>130000</b>	<b>130000</b>	<b>130000</b>
		<b>Total of Activity</b>	<b>2279026</b>	<b>2462000</b>	<b>2362000</b>	<b>3044000</b>	<b>3101000</b>	<b>3134000</b>
		<b>Total of Program</b>	<b>2279026</b>	<b>2462000</b>	<b>2362000</b>	<b>3044000</b>	<b>3101000</b>	<b>3134000</b>
		<b>Total of Chapter</b>	<b>2279026</b>	<b>2462000</b>	<b>2362000</b>	<b>3044000</b>	<b>3101000</b>	<b>3134000</b>



# Overall Summary of Capital Expenditures for the Years 2019 - 2023

Chapter : 2401 Ministry of Environment

( In JDs )

Group	Item	Description	Actual 2019	Estimated 2020	Re-estimated 2020	Estimated 2021	Indicative 2022	Indicative 2023
		<b>Expenditures</b>						
22		Use of Goods and Services						
2211		Use of Goods and Services						
	510	Buildings and facilities repair and maintenance	0	0	0	10000	20000	10000
	512	Operating and Sustaining Expenditures	1538758	1612350	1612000	1190000	1189500	1139500
		<b>Total</b>	1538758	1612350	1612000	1200000	1209500	1149500
25		<b>Subsidies</b>						
2511		Subsidies to Public Corporations						
	520	Subsidies to non-financial public corporations/capital	62620	62500	62500	62500	62500	62500
		<b>Total</b>	62620	62500	62500	62500	62500	62500
28		<b>Other Expenditures</b>						
2822		Other Capital Expenditures						
	504	Studies, Research and Consultations	1077732	1137150	1129500	1549000	2468000	720000
		<b>Total</b>	1077732	1137150	1129500	1549000	2468000	720000
		<b>Fixed Assets</b>						
31		<b>Non-financial Assets</b>						
3111		Buildings and Constructions						
	508	Works and Constructions	25000	285000	280000	387500	1355000	1510000
		<b>Total</b>	25000	285000	280000	387500	1355000	1510000
3112		Devices, Machinery and Equipment						
	505	Equipment, Machines and Devices	1285906	11000	11000	11000	11000	11000
		<b>Total</b>	1285906	11000	11000	11000	11000	11000
3122		Inventories						
	503	Materials and supplies	14832	0	0	30000	0	0
		<b>Total</b>	14832	0	0	30000	0	0
		<b>Total of Chapter</b>	4004848	3108000	3095000	3240000	5106000	3453000

# Capital Expenditures According to Program and Projects for the Years 2019 - 2023

Chapter : 2401 Ministry of Environment

( In JDs )

Program		4301 Administration and Support Services						
Project		001 Environmental services						
Fund Source		102001 Capital (Treasury)						
Group	item	Description	Actual 2019	Estimated 2020	Re-estimated 2020	Estimated 2021	Indicative 2022	Indicative 2023
22		Use of Goods and Services						
2211		Use of Goods and Services						
	512	Operating and Sustaining Expenditures						
	011	Capacity building expenses	14921	10000	10000	0	0	0
	012	Subscriptions, insurances	39979	50000	50000	100000	100000	100000
	015	Operating systems and software	4350	20000	20000	20000	20000	20000
	025	Cases and compensations fees	0	110000	110000	20000	19500	19500
	035	Technical and administrative support	238734	350000	350000	0	0	0
		<b>Total of Item</b>	<b>297984</b>	<b>540000</b>	<b>540000</b>	<b>140000</b>	<b>139500</b>	<b>139500</b>
31		Non-financial Assets						
3112		Devices, Machinery and Equipment						
	505	Equipment, Machines and Devices						
	001	Computers and accessories	2948	3000	3000	3000	3000	3000
	003	Office supplies and equipment	3958	4000	4000	4000	4000	4000
	006	Public safety devices and equipment	4000	4000	4000	4000	4000	4000
		<b>Total of Item</b>	<b>10906</b>	<b>11000</b>	<b>11000</b>	<b>11000</b>	<b>11000</b>	<b>11000</b>
		<b>Total of Project / Treasury</b>	<b>308890</b>	<b>551000</b>	<b>551000</b>	<b>151000</b>	<b>150500</b>	<b>150500</b>
		<b>Total of Program</b>	<b>308890</b>	<b>551000</b>	<b>551000</b>	<b>151000</b>	<b>150500</b>	<b>150500</b>

# Capital Expenditures According to Program and Projects for the Years 2019 - 2023

Chapter : 2401 Ministry of Environment

( In JDs )

Program 4305 Environmental Education and Awareness								
Project 001 Environmental Awareness Project								
Fund Source 102001 Capital (Treasury)								
Group	item	Description	Actual 2019	Estimated 2020	Re-estimated 2020	Estimated 2021	Indicative 2022	Indicative 2023
22		Use of Goods and Services						
2211		Use of Goods and Services						
	512	Operating and Sustaining Expenditures						
	017	Promotion, advertising and awareness	9974	7100	7000	10000	10000	10000
		<b>Total of Item</b>	<b>9974</b>	<b>7100</b>	<b>7000</b>	<b>10000</b>	<b>10000</b>	<b>10000</b>
		<b>Total of Project / Treasury</b>	<b>9974</b>	<b>7100</b>	<b>7000</b>	<b>10000</b>	<b>10000</b>	<b>10000</b>
		<b>Total of Program</b>	<b>9974</b>	<b>7100</b>	<b>7000</b>	<b>10000</b>	<b>10000</b>	<b>10000</b>

# Capital Expenditures According to Program and Projects for the Years 2019 - 2023

Chapter : 2401 Ministry of Environment

( In JDs )

Program 4310 Management of chemical substances and wastes								
Project 002 Chemical Materials Management								
Fund Source 102001 Capital (Treasury)								
Group	item	Description	Actual 2019	Estimated 2020	Re-estimated 2020	Estimated 2021	Indicative 2022	Indicative 2023
28		Other Expenditures						
2822		Other Capital Expenditures						
	504	Studies, Research and Consultations						
	011	Environmental studies	39825	29600	29500	40000	40000	40000
Total of Item			39825	29600	29500	40000	40000	40000
Total of Project / Treasury			39825	29600	29500	40000	40000	40000
Project 003 Studying the impact of pesticides on the environment								
Fund Source 102001 Capital (Treasury)								
Group	item	Description	Actual 2019	Estimated 2020	Re-estimated 2020	Estimated 2021	Indicative 2022	Indicative 2023
28		Other Expenditures						
2822		Other Capital Expenditures						
	504	Studies, Research and Consultations						
	011	Environmental studies	63000	45000	45000	60000	60000	60000
Total of Item			63000	45000	45000	60000	60000	60000
Total of Project / Treasury			63000	45000	45000	60000	60000	60000
Project 004 Al-Akaider Landfill Development Project								
Fund Source 102001 Capital (Treasury)								
Group	item	Description	Actual 2019	Estimated 2020	Re-estimated 2020	Estimated 2021	Indicative 2022	Indicative 2023
31		Non-financial Assets						
3111		Buildings and Constructions						
	508	Works and Constructions						
	017	Construction of purification stations	0	100000	100000	200000	0	0
Total of Item			0	100000	100000	200000	0	0
Total of Project / Treasury			0	100000	100000	200000	0	0
Project 009 Hazardous Wastes Treatment Center Project/ Swaqa								
Fund Source 102001 Capital (Treasury)								
Group	item	Description	Actual 2019	Estimated 2020	Re-estimated 2020	Estimated 2021	Indicative 2022	Indicative 2023
22		Use of Goods and Services						
2211		Use of Goods and Services						
	512	Operating and Sustaining Expenditures						
	008	Qualification and training expenses	2000	9450	9200	0	0	0
	013	Services contracts	21000	20000	20000	30000	30000	30000
	017	Promotion, advertising and awareness	1860	800	800	0	0	0
	035	Technical and administrative support	103145	125000	125000	0	0	0
	118	Repayment of due claims	99923	120000	120000	120000	120000	120000
Total of Item			227928	275250	275000	150000	150000	150000
Total of Project / Treasury			227928	275250	275000	150000	150000	150000
Project 701 Solid waste sorting / Irbid governorate								
Fund Source 102001 Capital (Treasury)								
Group	item	Description	Actual 2019	Estimated 2020	Re-estimated 2020	Estimated 2021	Indicative 2022	Indicative 2023
28		Other Expenditures						
2822		Other Capital Expenditures						
	504	Studies, Research and Consultations						
	011	Environmental studies	15000	0	0	80000	0	0
Total of Item			15000	0	0	80000	0	0
Total of Project / Treasury			15000	0	0	80000	0	0

# Capital Expenditures According to Program and Projects for the Years 2019 - 2023

Chapter : 2401 Ministry of Environment

( In JDs )

Program		4310 Management of chemical substances and wastes						
Project		702 Establishing school nurseries / Irbid governorate						
Fund Source		102001 Capital (Treasury)						
Group	item	Description	Actual 2019	Estimated 2020	Re-estimated 2020	Estimated 2021	Indicative 2022	Indicative 2023
31		Non-financial Assets						
3122		Inventories						
	503	Materials and supplies						
	003	Agricultural supplies	14832	0	0	30000	0	0
		<b>Total of Item</b>	14832	0	0	30000	0	0
		<b>Total of Project / Treasury</b>	14832	0	0	30000	0	0
		<b>Total of Program</b>	360585	449850	449500	560000	250000	250000

# Capital Expenditures According to Program and Projects for the Years 2019 - 2023

Chapter : 2401 Ministry of Environment

( In JDs )

Program 4315 Maintaining biodiversity, combating desertification and qualifying sites								
Project 013 Irrigation pumps working with solar energy								
Fund Source 102001 Capital (Treasury)								
Group	item	Description	Actual 2019	Estimated 2020	Re-estimated 2020	Estimated 2021	Indicative 2022	Indicative 2023
28		Other Expenditures						
2822		Other Capital Expenditures						
	504	Studies, Research and Consultations						
	011	Environmental studies	400000	676800	675000	659000	1698000	0
Total of Item			400000	676800	675000	659000	1698000	0
Total of Project / Treasury			400000	676800	675000	659000	1698000	0
Project 701 Rehabilitating (30%) of the land areas that were exposed to fire in Dibbin Reserve / Jerash governorate								
Fund Source 102001 Capital (Treasury)								
Group	item	Description	Actual 2019	Estimated 2020	Re-estimated 2020	Estimated 2021	Indicative 2022	Indicative 2023
31		Non-financial Assets						
3111		Buildings and Constructions						
	508	Works and Constructions						
	015	Restoration, qualification and development of Sites	25000	0	0	0	0	0
Total of Item			25000	0	0	0	0	0
Total of Project / Treasury			25000	0	0	0	0	0
Project 702 Rehabilitating Ibbin forest and establishing Eco park / Ajloun governorate								
Fund Source 102001 Capital (Treasury)								
Group	item	Description	Actual 2019	Estimated 2020	Re-estimated 2020	Estimated 2021	Indicative 2022	Indicative 2023
31		Non-financial Assets						
3111		Buildings and Constructions						
	508	Works and Constructions						
	013	Construction of buildings	0	0	0	0	250000	250000
	015	Restoration, qualification and development of Sites	0	0	0	0	140000	280000
Total of Item			0	0	0	0	390000	530000
Total of Project / Treasury			0	0	0	0	390000	530000
Project 703 Executing the first phase of the second package of the environmental garden project in Russayfah district / Zarqa governorate								
Fund Source 102001 Capital (Treasury)								
Group	item	Description	Actual 2019	Estimated 2020	Re-estimated 2020	Estimated 2021	Indicative 2022	Indicative 2023
31		Non-financial Assets						
3111		Buildings and Constructions						
	508	Works and Constructions						
	015	Restoration, qualification and development of Sites	0	0	0	0	0	550000
Total of Item			0	0	0	0	0	550000
Total of Project / Treasury			0	0	0	0	0	550000
Project 704 Rehabilitating Zarqa River in a number of locations / Zarqa governorate								
Fund Source 102001 Capital (Treasury)								
Group	item	Description	Actual 2019	Estimated 2020	Re-estimated 2020	Estimated 2021	Indicative 2022	Indicative 2023
31		Non-financial Assets						
3111		Buildings and Constructions						
	508	Works and Constructions						
	015	Restoration, qualification and development of Sites	0	0	0	0	500000	0
Total of Item			0	0	0	0	500000	0
Total of Project / Treasury			0	0	0	0	500000	0

# Capital Expenditures According to Program and Projects for the Years 2019 - 2023

Chapter : 2401 Ministry of Environment

( In JDs )

Program 4315 Maintaining biodiversity, combating desertification and qualifying sites								
Project 709 Establishing environmental forest in As Subayhi area / Balqa' governorate								
Fund Source 102001 Capital (Treasury)								
Group	item	Description	Actual 2019	Estimated 2020	Re-estimated 2020	Estimated 2021	Indicative 2022	Indicative 2023
31		<b>Non-financial Assets</b>						
3111		Buildings and Constructions						
	508	Works and Constructions						
	015	Restoration, qualification and development of Sites	0	37500	35000	37500	30000	30000
		<b>Total of Item</b>	0	37500	35000	37500	30000	30000
		<b>Total of Project / Treasury</b>	0	37500	35000	37500	30000	30000
Project 712 Irrigation pumps working in solar energy in Azraq/ Zarqa' governorate								
Fund Source 102001 Capital (Treasury)								
Group	item	Description	Actual 2019	Estimated 2020	Re-estimated 2020	Estimated 2021	Indicative 2022	Indicative 2023
31		<b>Non-financial Assets</b>						
3112		Devices, Machinery and Equipment						
	505	Equipment, Machines and Devices						
	062	Solar cells systems and equipment	775000	0	0	0	0	0
		<b>Total of Item</b>	775000	0	0	0	0	0
		<b>Total of Project / Treasury</b>	775000	0	0	0	0	0
Project 713 Replacing water pumps working with fuel with pumps working with solar energy / Southern Ghours / Al-Karak governorate								
Fund Source 102001 Capital (Treasury)								
Group	item	Description	Actual 2019	Estimated 2020	Re-estimated 2020	Estimated 2021	Indicative 2022	Indicative 2023
31		<b>Non-financial Assets</b>						
3112		Devices, Machinery and Equipment						
	505	Equipment, Machines and Devices						
	062	Solar cells systems and equipment	500000	0	0	0	0	0
		<b>Total of Item</b>	500000	0	0	0	0	0
		<b>Total of Project / Treasury</b>	500000	0	0	0	0	0
Project 714 Establish environmental gardens in Al-Karak governorate								
Fund Source 102001 Capital (Treasury)								
Group	item	Description	Actual 2019	Estimated 2020	Re-estimated 2020	Estimated 2021	Indicative 2022	Indicative 2023
31		<b>Non-financial Assets</b>						
3111		Buildings and Constructions						
	508	Works and Constructions						
	015	Restoration, qualification and development of Sites	0	97500	95000	100000	300000	100000
		<b>Total of Item</b>	0	97500	95000	100000	300000	100000
		<b>Total of Project / Treasury</b>	0	97500	95000	100000	300000	100000
Project 715 Tafila Eco park in Abel area /Tafila governorate								
Fund Source 102001 Capital (Treasury)								
Group	item	Description	Actual 2019	Estimated 2020	Re-estimated 2020	Estimated 2021	Indicative 2022	Indicative 2023
31		<b>Non-financial Assets</b>						
3111		Buildings and Constructions						
	508	Works and Constructions						
	015	Restoration, qualification and development of Sites	0	50000	50000	50000	100000	150000
		<b>Total of Item</b>	0	50000	50000	50000	100000	150000
		<b>Total of Project / Treasury</b>	0	50000	50000	50000	100000	150000

# Capital Expenditures According to Program and Projects for the Years 2019 - 2023

Chapter : 2401 Ministry of Environment

( In JDs )

Group		item	Description	Actual 2019	Estimated 2020	Re-estimated 2020	Estimated 2021	Indicative 2022	Indicative 2023
<b>Program 4315</b> Maintaining biodiversity, combating desertification and qualifying sites									
<b>Project 717</b> Establishment of a facility for ceramic and pottery production / Jerash Governorate									
<b>Fund Source 102001</b> Capital (Treasury)									
28			Other Expenditures						
2822			Other Capital Expenditures						
	504		Studies, Research and Consultations						
	017		Construction studies	0	0	0	40000	0	0
<b>Total of Item</b>				<b>0</b>	<b>0</b>	<b>0</b>	<b>40000</b>	<b>0</b>	<b>0</b>
<b>Total of Project / Treasury</b>				<b>0</b>	<b>0</b>	<b>0</b>	<b>40000</b>	<b>0</b>	<b>0</b>
<b>Project 720</b> Al-Barra Eco Park in Dana area / Tafilah Governorate									
<b>Fund Source 102001</b> Capital (Treasury)									
31			Non-financial Assets						
3111			Buildings and Constructions						
	508		Works and Constructions						
	015		Restoration, qualification and development of Sites	0	0	0	0	35000	150000
<b>Total of Item</b>				<b>0</b>	<b>0</b>	<b>0</b>	<b>0</b>	<b>35000</b>	<b>150000</b>
<b>Total of Project / Treasury</b>				<b>0</b>	<b>0</b>	<b>0</b>	<b>0</b>	<b>35000</b>	<b>150000</b>
<b>Project 721</b> Enhancing the administrative sustainability of the Dibeen Forest Reserve and its surroundings/ Jerash Governorate									
<b>Fund Source 102001</b> Capital (Treasury)									
22			Use of Goods and Services						
2211			Use of Goods and Services						
	510		Buildings and facilities repair and maintenance						
	009		Buildings repair and renovation	0	0	0	10000	20000	10000
<b>Total of Item</b>				<b>0</b>	<b>0</b>	<b>0</b>	<b>10000</b>	<b>20000</b>	<b>10000</b>
<b>Total of Project / Treasury</b>				<b>0</b>	<b>0</b>	<b>0</b>	<b>10000</b>	<b>20000</b>	<b>10000</b>
<b>Total of Program</b>				<b>1700000</b>	<b>861800</b>	<b>855000</b>	<b>896500</b>	<b>3073000</b>	<b>1520000</b>



# Capital Expenditures According to Program and Projects for the Years 2019 - 2023

Chapter : 2401 Ministry of Environment

( In JDs )

Program 4320 Monitoring and protecting environment components								
Project 001 Project of Studying Concentrations of Pollutants Resulting from Factories in the Air								
Fund Source 102001 Capital (Treasury)								
Group	item	Description	Actual 2019	Estimated 2020	Re-estimated 2020	Estimated 2021	Indicative 2022	Indicative 2023
28		Other Expenditures						
2822		Other Capital Expenditures						
	504	Studies, Research and Consultations						
	011	Environmental studies	234973	164500	160000	235000	235000	235000
Total of Item			234973	164500	160000	235000	235000	235000
Total of Project / Treasury			234973	164500	160000	235000	235000	235000
Project 003 Studying and Monitoring Water Quality Project								
Fund Source 102001 Capital (Treasury)								
Group	item	Description	Actual 2019	Estimated 2020	Re-estimated 2020	Estimated 2021	Indicative 2022	Indicative 2023
28		Other Expenditures						
2822		Other Capital Expenditures						
	504	Studies, Research and Consultations						
	011	Environmental studies	174980	131250	130000	175000	175000	175000
Total of Item			174980	131250	130000	175000	175000	175000
Total of Project / Treasury			174980	131250	130000	175000	175000	175000
Project 005 Establishing electronic system project to monitor pollution concentrations								
Fund Source 102001 Capital (Treasury)								
Group	item	Description	Actual 2019	Estimated 2020	Re-estimated 2020	Estimated 2021	Indicative 2022	Indicative 2023
22		Use of Goods and Services						
2211		Use of Goods and Services						
	512	Operating and Sustaining Expenditures						
	035	Technical and administrative support	96130	90000	90000	90000	90000	40000
Total of Item			96130	90000	90000	90000	90000	40000
28		Other Expenditures						
2822		Other Capital Expenditures						
	504	Studies, Research and Consultations						
	011	Environmental studies	120000	60000	60000	120000	120000	70000
Total of Item			120000	60000	60000	120000	120000	70000
Total of Project / Treasury			216130	150000	150000	210000	210000	110000
Project 007 National Project for Water Remote Control/ High Council for Sciences								
Fund Source 102001 Capital (Treasury)								
Group	item	Description	Actual 2019	Estimated 2020	Re-estimated 2020	Estimated 2021	Indicative 2022	Indicative 2023
25		Subsidies						
2511		Subsidies to Public Corporations						
	520	Subsidies to non-financial public corporations/capital						
	003	Higher Council for Science and Technology	62620	62500	62500	62500	62500	62500
Total of Item			62620	62500	62500	62500	62500	62500
Total of Project / Treasury			62620	62500	62500	62500	62500	62500
Total of Program			688703	508250	502500	682500	682500	582500

# Capital Expenditures According to Program and Projects for the Years 2019 - 2023

Chapter : 2401 Ministry of Environment

( In JDs )

Program 4325 Activating Environmental Legislation								
Project 001 Environmental Police								
Fund Source 102001 Capital (Treasury)								
Group	item	Description	Actual 2019	Estimated 2020	Re-estimated 2020	Estimated 2021	Indicative 2022	Indicative 2023
22		Use of Goods and Services						
2211		Use of Goods and Services						
	512	Operating and Sustaining Expenditures						
	112	Supporting the Environment Police	800000	600000	600000	800000	800000	800000
<b>Total of Item</b>			<b>800000</b>	<b>600000</b>	<b>600000</b>	<b>800000</b>	<b>800000</b>	<b>800000</b>
<b>Total of Project / Treasury</b>			<b>800000</b>	<b>600000</b>	<b>600000</b>	<b>800000</b>	<b>800000</b>	<b>800000</b>
Project 002 Development and implementation of programs and control and inspection of hot sites and environmental surveillance								
Fund Source 102001 Capital (Treasury)								
Group	item	Description	Actual 2019	Estimated 2020	Re-estimated 2020	Estimated 2021	Indicative 2022	Indicative 2023
28		Other Expenditures						
2822		Other Capital Expenditures						
	504	Studies, Research and Consultations						
	011	Environmental studies	29954	30000	30000	40000	40000	40000
<b>Total of Item</b>			<b>29954</b>	<b>30000</b>	<b>30000</b>	<b>40000</b>	<b>40000</b>	<b>40000</b>
<b>Total of Project / Treasury</b>			<b>29954</b>	<b>30000</b>	<b>30000</b>	<b>40000</b>	<b>40000</b>	<b>40000</b>
Project 003 Assessment and Licensing Committees in the Field of Environmental Impact								
Fund Source 102001 Capital (Treasury)								
Group	item	Description	Actual 2019	Estimated 2020	Re-estimated 2020	Estimated 2021	Indicative 2022	Indicative 2023
22		Use of Goods and Services						
2211		Use of Goods and Services						
	512	Operating and Sustaining Expenditures						
	035	Technical and administrative support	106742	100000	100000	0	0	0
<b>Total of Item</b>			<b>106742</b>	<b>100000</b>	<b>100000</b>	<b>0</b>	<b>0</b>	<b>0</b>
28		Other Expenditures						
2822		Other Capital Expenditures						
	504	Studies, Research and Consultations						
	011	Environmental studies	0	0	0	100000	100000	100000
<b>Total of Item</b>			<b>0</b>	<b>0</b>	<b>0</b>	<b>100000</b>	<b>100000</b>	<b>100000</b>
<b>Total of Project / Treasury</b>			<b>106742</b>	<b>100000</b>	<b>100000</b>	<b>100000</b>	<b>100000</b>	<b>100000</b>
<b>Total of Program</b>			<b>936696</b>	<b>730000</b>	<b>730000</b>	<b>940000</b>	<b>940000</b>	<b>940000</b>
<b>Total of Chapter</b>			<b>4004848</b>	<b>3108000</b>	<b>3095000</b>	<b>3240000</b>	<b>5106000</b>	<b>3453000</b>