

Chapter : 2202 Jordan Co-operative Corporation

Creation: The first legislation was issued under No. (39) for the year 1952 under which the Cooperative Construction Department was established at the Ministry of Construction as a formal entity. Also, Law No. (55) for the year 1968 was issued under which the Jordan Cooperative organization was established as a private organization including (Central Cooperative Union, Account Control Union, the Cooperative Institute, and the establishment of the Cooperative Bank). Jordan Cooperative organization continued from 1968 to 1997 during which the Cooperative Bank was established. The Cooperative Bank provided loans, trading service, and production requirements. In addition, fattening and mechanisms stations and pastoral reserves were established... etc. and many associations, particularly agricultural cooperative societies were established, which helped to bring about real development. In 1997, the Cooperation Law No. (18) of 1997 was issued, under which Jordan Cooperative Corporation was established as the legal successor of the organization.

Vision : A cooperative sector contributing effectively in promoting the economic, social and cultural level in the community.

Mission: Establishing the culture of cooperative work based on self-dependency and teamwork and consolidated efforts and resources towards the effective contribution in the sustainable development.

Legal Framework : Cooperation law no. (18) for 1997

Tasks of the Ministry / Department:

- Register cooperative societies and unions
- Provide guidance and direction and technical services for societies and cooperative unions.
- Provide the technical support for cooperative societies and unions to facilitate their connection with lending sources and establish qualitative cooperative funds to finance their projects
- Organize collaborative training and education courses for the members of cooperative unions and societies and their workers including the establishment of cooperative institutes and training center
- Dissemination of collaborative culture in various means of communication with citizens
- Prepare legislations drafts related to cooperative sector in the Kingdom.
- Cooperation and Coordination with the related entities to enable cooperative unions and societies to implement their developmental programs in different sectors
- Participate with cooperative societies and unions in representing cooperative sector before the Arab, regional and international private and public organizations.

Ministry/Department Contribution to the Achievement of the National Objectives:

- Develop the Jordanian economy to become a prosperous country
- Strengthen Jordanians self-dependence and assist those who are unable to meet their basic needs.

Major Issues and Challenges which face the Ministry / Department:

- Weak coordination among different cooperative societies
- Projects overlap between different sectors
- Weak management of cooperative societies members for implemented projects and depletion of their financial sources.
- Finance societies from different sources without prior coordination with the cooperative Corporation (legal umbrella of cooperative societies)
- Non-existence of clear plans or strategy for the cooperative societies
- Lack of coordination among government institutions concerned with the cooperative work.
- Insufficient staff for activating obligatory means of monitoring on societies and legal accountability if necessary.

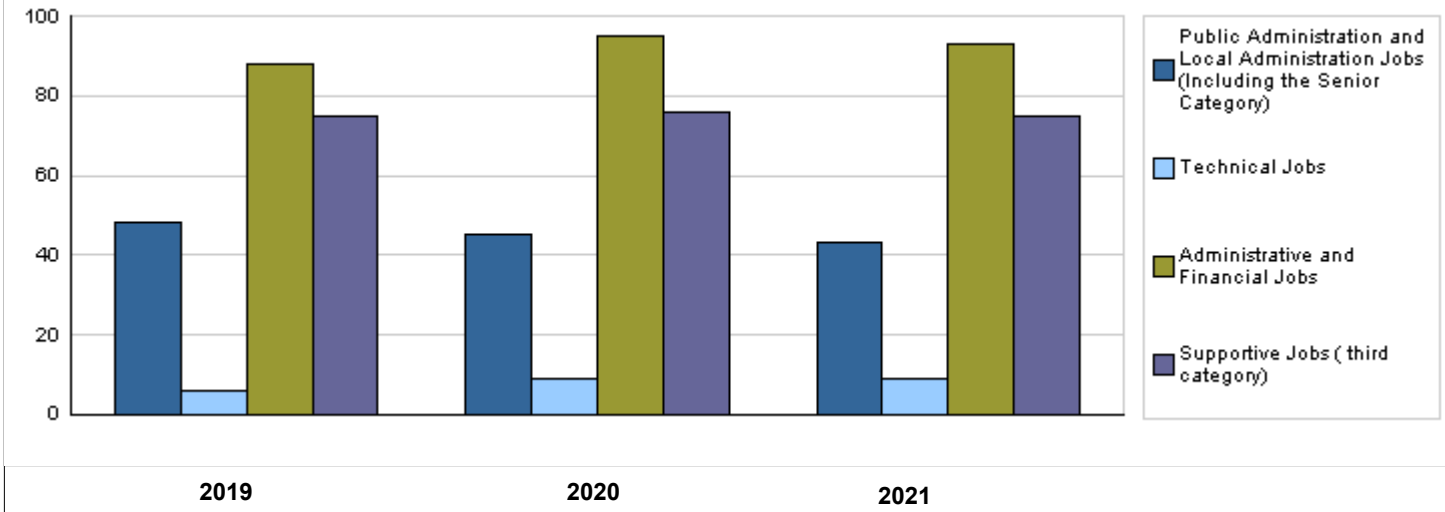
CHAPTER : 2202 Jordan Co-operative Corporation

Strategic Objectives and Performance Indicators of the Ministry / Department

Strategic Objective	Performance Indicator	Base year	Value	Actual Value	Target Value	Preliminary Self Evaluation	Target Value		
				2019	2020	2020	2021	2022	2023
1 - To promote the economic, social and cultural level for local societies and cooperative entities and disseminate the cooperative culture through media, communication, education and training means	1 Number of societies	2017	1600	1550	1600	1550	1650	1700	1750
	2 Number of trainees	2017	700	800	800	775	850	900	950
2 - To promote self-dependence in order to achieve economic and social benefits for cooperative entities and concentrate on the optimal usage of own resources.	1 Number of cooperative societies members	2017	144850	145000	146000	145000	147000	148000	149000
3 - To build the Corporation's capacities and enhance its dependence on its resources to enable it to optimally perform its functions towards cooperative sector and develop regulatory and legislative environment of the cooperative sector and apply the best related standards.	2 Number of prepared and modified regulations	2017	2	2	2	2	2	2	2

Number of Staff of the Ministry / Department

Group	Job	2019			2020			Preliminary 2021		
		Male	Female	Total	Male	Female	Total	Male	Female	Total
Public Administration and Local Administration Jobs (Including the Senior Category)	Supervisory and Leadership Jobs	42	6	48	39	6	45	37	6	43
Technical Jobs	Programmers and Technicians	1	5	6	4	5	9	4	5	9
Administrative and Financial Jobs	Administrative and Financial Jobs	57	31	88	64	31	95	63	30	93
Supportive Jobs (third category)	Support service jobs	53	22	75	54	22	76	53	22	75
Total		153	64	217	161	64	225	157	63	220
Total Cost of Salaries		1087855	455051	1542906	1140596	453404	1594000	1233164	494836	1728000



Key Information of the Ministry / Department

No.	Description	2017	2018	2019	2020	2021
1	Number of cooperarive societies	1550	1600	1515	1550	1600
2	Number of socieaties and unions budgets audited by the Corporation	915	925	1149	931	1000

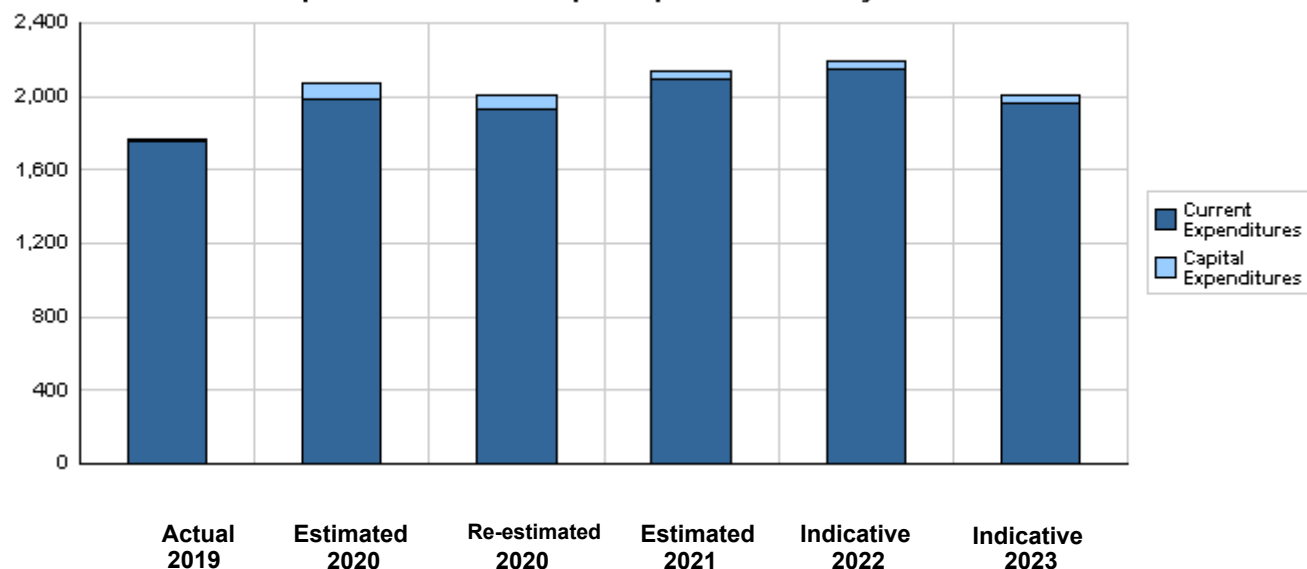
**Overall Summary of Expenditures for Chapter 2202- Jordan Co-operative Corporation
for the Years 2019 - 2023**

(In JDs)

Description		Actual 2019	Estimated 2020	Re-estimated 2020	Estimated 2021	Indicative 2022 2023	
Group	Current Expenditures						
2111	Salaries, Wages and Allowances	1,397,906	1,428,000	1,415,000	1,533,000	1,550,000	1,568,000
2121	Social Security Contributions	145,000	179,000	179,000	195,000	198,000	201,000
2211	Use of Goods and Services	194,782	358,000	310,000	345,000	380,000	170,000
2821	Other Current Expenditures	14,258	24,000	24,000	24,000	24,000	24,000
Total current expenditures		1,751,946	1,989,000	1,928,000	2,097,000	2,152,000	1,963,000
Capital Expenditures							
2211	Use of Goods and Services	16,686	77,000	77,000	35,000	35,000	35,000
3112	Devices, Machinery and Equipment	3,931	5,000	5,000	5,000	10,000	10,000
Total capital expenditures		20,617	82,000	82,000	40,000	45,000	45,000
Treasury		20,617	82,000	82,000	40,000	45,000	45,000
Total current and capital expenditures		1,772,563	2,071,000	2,010,000	2,137,000	2,197,000	2,008,000

(Thousands of JDs)

Graph of the current and capital expenditures for the years 2019 - 2023

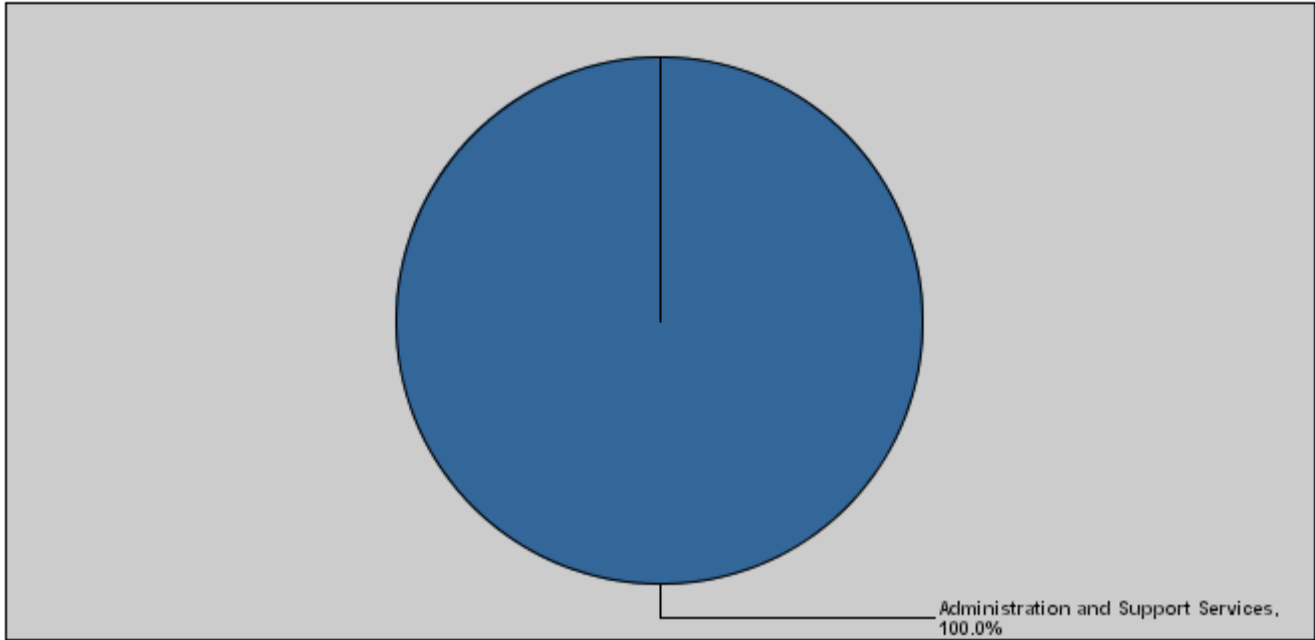


**Budget of Chapter 2202 - Jordan Co-operative Corporation
For the Year 2021 Distributed According to Program**

(In JDs)

Prog.	Description	Current Expenditures	Capital Expenditures	Total Expenditures
6141	Administration and Support Services	2,097,000	40,000	2,137,000
	Total	2,097,000	40,000	2,137,000

Total Expenditures for the Year 2021 Distributed According to Programs



Estimated Allocations for Females distributed according to Programs for the Years 2019 - 2023

Program	2019	2020	2021	2022	2023
6141 Administration and Support Services	490544	539840	610680	616560	563920
Total	490544	539840	610680	616560	563920

Budget Chapter 2202 - Jordan Co-operative Corporation Distributed According to the Program

6141 Administration and Support Services Program

Objective of the program :

The program aims at improving and developing working human resources competencies of their different job levels for the purposes of upgrading performance efficiency and increasing effectiveness and productivity as well as ensuring quick achievement and work development to ensure management improvement of the Corporation's programs and projects.

The strategic objective related to the program :

To promote the economic, social and cultural level for local societies and cooperative entities and disseminate the cooperative culture through media, communication, education and training means.
 - To promote self-dependence in order to achieve economic and social benefits for cooperative entities and concentrate on the optimal usage of own resources.
 - To build the Corporation's capacities and enhance its dependence on its resources to enable it to optimally perform its functions towards cooperative sector and develop regulatory and legislative environment of the cooperative sector and apply the best related standards.

Directorates associated with the program :

- Internal Control Unit.
- Financial Affairs Directorate.
- Human Resources & Administrative Affairs Directorate.
- Legal Affairs Directorate.
- Projects & Technical Support Directorate.
- Public Relations Unit.
- Governorates Cooperation Directorates.
- Directorate of Cooperation in the Center.
- Directorate of Cooperative Training

Services provided by the program :

- Register cooperative societies and unions.
- Provide guidance, direction and technical services for cooperative societies and unions.
- Provide technical support for cooperative societies and unions to facilitate their connection with lending sources and establish specific cooperative funds to finance their projects
- Organize training and cooperative education courses for members of cooperative societies and unions and their employees, including establishing cooperative institutes and a training center
- Spread cooperative culture by various means of communication with citizens
- Prepare draft legislation related to the cooperative sector in the Kingdom.
- Cooperate and coordinate with the relevant authorities to enable cooperative societies and unions to implement their development programs in various sectors
- Participate with cooperative societies and unions by representing the cooperative sector to Arab, regional and international official and private organizations.

Staff working in the program :

The program is implemented through a functional staff in 2020 estimated with (225) staff, including (161) males and (64) females .

Key Performance Indicators for Program

Performance Measurement Indicator	Base Year	Value	Actual value	Target Value	Preliminary Self Evaluation	Target Value		
			2019	2020		2020	2021	2022
3 Percentage of customer satisfaction	2017	%83	%87	%90	%88	%91	%92	%93
4 Number of audited budgets for societies and unions by the Cooperative Institution	2017	925	1050	1000	975	1050	1100	1150

Appropriations Of Administration and Support Services Program as Per Activities and Projects.

(In JDs)

Activities and Projects	Actual	Estimated	Re-estimated	Estimated	Indicative	
	2019	2020	2020	2021	2022	2023
Current Expenditures	1,751,946	1,989,000	1,928,000	2,097,000	2,152,000	1,963,000
601 Administrative and Support Services	1,751,946	1,989,000	1,928,000	2,097,000	2,152,000	1,963,000
Capital Expenditures	20,617	82,000	82,000	40,000	45,000	45,000
001 Sustaining Cooperation and Guidance Services	20,617	82,000	82,000	30,000	35,000	35,000
002 Rehabilitation of filtering and sterilization stations	0	0	0	10,000	10,000	10,000
Program / Treasury	20,617	82,000	82,000	40,000	45,000	45,000
Total Program	1,772,563	2,071,000	2,010,000	2,137,000	2,197,000	2,008,000

Chapter : 2202 Jordan Co-operative Corporation

(In JDs)

Current Activities Appropriations According to Program								
Prog.	Activites		Actual	Estimated	Re-estimated	Estimated	Indicative	Indicative
			2019	2020	2020	2021	2022	2023
6141	601	Administrative and Support Services	1751946	1989000	1928000	2097000	2152000	1963000
		Total of Program	1751946	1989000	1928000	2097000	2152000	1963000
		Total	1751946	1989000	1928000	2097000	2152000	1963000

Capital Projects Appropriations According to Program								
Prog.	Projects		Actual	Estimated	Re-estimated	Estimated	Indicative	Indicative
			2019	2020	2020	2021	2022	2023
6141	001	Sustaining Cooperation and Guidance Services	20617	82000	82000	30000	35000	35000
	002	Rehabilitation of filtering and sterilization stations	0	0	0	10000	10000	10000
		Total of Program	20617	82000	82000	40000	45000	45000
		Total	20617	82000	82000	40000	45000	45000

Overall Summary of Current Expenditures for the Years 2019 - 2023

Chapter: 2202 Jordan Co-operative Corporation

(In JDs)

Group	Item	Description	Actual 2019	Estimated 2020	Re-estimated 2020	Estimated 2021	Indicative 2022	Indicative 2023
21		Compensations of Employees						
2111		Salaries, Wages and Allowances						
	101	Classified Employees	34537	14000	12000	12000	11000	10000
	102	Unclassified Employees	352000	320000	310000	295000	300000	304000
	105	Personal Cost of Living Allowance	313000	323000	323000	313000	316000	319000
	106	Family Cost of Living Allowance	27999	30000	29000	33000	34000	35000
	111	Additional Allowance	195000	210000	210000	271000	274000	278000
	113	Transportation Allowance	43000	60000	60000	62000	62000	62000
	114	Transport Allowance	25370	46000	46000	47000	48000	49000
	116	Employees' Bonuses	320000	330000	330000	360000	360000	360000
	120	Contract Employees	87000	95000	95000	140000	145000	151000
Total			1397906	1428000	1415000	1533000	1550000	1568000
2121		Social Security Contributions						
	301	Social Security	145000	179000	179000	195000	198000	201000
Total			145000	179000	179000	195000	198000	201000
22		Use of Goods and Services						
2211		Use of Goods and Services						
	201	Rents	24573	27000	27000	27000	27000	27000
	202	Telecommunications Services	9889	10000	10000	10000	10000	10000
	203	Water	3211	3000	3000	3000	3000	3000
	204	Electricity	12000	15000	15000	15000	15000	15000
	205	Fuels	18673	21000	21000	21000	21000	21000
	206	Maintenance of Machines, furniture and accessories	1668	3000	3000	3000	3000	3000
	207	Maintenance of vehicles, equipment and accessories	6983	12000	12000	12000	12000	12000
	208	Repair and maintenance of buildings and accessories	2855	4000	4000	4000	4000	4000
	209	Stationery, Publications and Office Supplies	4457	6000	6000	6000	6000	6000
	211	Cleaning services and supplies including cleaning contracts	14950	20000	20000	20000	20000	20000
	212	Insurance	4259	6000	6000	6000	6000	6000
	213	Official Travel Missions	2728	3000	3000	3000	3000	3000
	214	Goods and services expenses	88536	228000	180000	215000	250000	40000
Total			194782	358000	310000	345000	380000	170000
28		Other Expenditures						
2821		Other Current Expenditures						
	302	Contributions	3041	5000	5000	6000	6000	6000
	303	Scientific scholarships and training courses	2242	4000	4000	3000	3000	3000
	305	Non-Employees' Bonuses	8975	15000	15000	15000	15000	15000
Total			14258	24000	24000	24000	24000	24000
Total of Chapter			1751946	1989000	1928000	2097000	2152000	1963000

Program : 6141 - Administration and Support Services								
Activity : 601 - Administrative and Support Services								
Group	Item	Description	Actual 2019	Estimated 2020	Re-estimated 2020	Estimated 2021	Indicative 2022	Indicative 2023
21		Compensations of Employees						
2111		Salaries, Wages and Allowances						
	101	Classified Employees	34537	14000	12000	12000	11000	10000
	102	Unclassified Employees	352000	320000	310000	295000	300000	304000
	105	Personal Cost of Living Allowance	313000	323000	323000	313000	316000	319000
	106	Family Cost of Living Allowance	27999	30000	29000	33000	34000	35000
	111	Additional Allowance	195000	210000	210000	271000	274000	278000
	113	Transportation Allowance	43000	60000	60000	62000	62000	62000
	114	Transport Allowance	25370	46000	46000	47000	48000	49000
	116	Employees' Bonuses	320000	330000	330000	360000	360000	360000
	120	Contract Employees	87000	95000	95000	140000	145000	151000
		Total	1397906	1428000	1415000	1533000	1550000	1568000
2121		Social Security Contributions						
	301	Social Security	145000	179000	179000	195000	198000	201000
		Total	145000	179000	179000	195000	198000	201000
22		Use of Goods and Services						
2211		Use of Goods and Services						
	201	Rents	24573	27000	27000	27000	27000	27000
	202	Telecommunications Services	9889	10000	10000	10000	10000	10000
	203	Water	3211	3000	3000	3000	3000	3000
	204	Electricity	12000	15000	15000	15000	15000	15000
	205	Fuels	18673	21000	21000	21000	21000	21000
		001 Heating	4769	5000	5000	5000	5000	5000
		002 Saloon vehicles	6904	9000	9000	9000	9000	9000
		003 Transport vehicles and heavy equipment	7000	7000	7000	7000	7000	7000
	206	Maintenance of Machines, furniture and accessories	1668	3000	3000	3000	3000	3000
	207	Maintenance of vehicles, equipment and accessories	6983	12000	12000	12000	12000	12000
	208	Repair and maintenance of buildings and accessories	2855	4000	4000	4000	4000	4000
	209	Stationery, Publications and Office Supplies	4457	6000	6000	6000	6000	6000
	211	Cleaning services and supplies including cleaning contracts	14950	20000	20000	20000	20000	20000
	212	Insurance	4259	6000	6000	6000	6000	6000
	213	Official Travel Missions	2728	3000	3000	3000	3000	3000
	214	Goods and services expenses	88536	228000	180000	215000	250000	40000
		001 Events and hospitality	3837	2000	2000	2000	2000	2000
		008 Advertisements and subscriptions	2639	3000	3000	3000	3000	3000
		010 Fees and Commissions	2500	3000	3000	3000	3000	3000
		013 Services, security and guarding contracts	0	18000	18000	18000	18000	18000
		045 Repayment of previous liabilities	73004	190000	142000	182000	217000	7000
		060 Conferences and lectures	6556	2000	2000	2000	2000	2000
		147 Liquidation Fund	0	10000	10000	5000	5000	5000
		Total	194782	358000	310000	345000	380000	170000
28		Other Expenditures						
2821		Other Current Expenditures						
	302	Contributions	3041	5000	5000	6000	6000	6000
	303	Scientific scholarships and training courses	2242	4000	4000	3000	3000	3000
	305	Non-Employees' Bonuses	8975	15000	15000	15000	15000	15000
		Total	14258	24000	24000	24000	24000	24000
		Total of Activity	1751946	1989000	1928000	2097000	2152000	1963000
		Total of Program	1751946	1989000	1928000	2097000	2152000	1963000
		Total of Chapter	1751946	1989000	1928000	2097000	2152000	1963000

Overall Summary of Capital Expenditures for the Years 2019 - 2023

Chapter : 2202 Jordan Co-operative Corporation

(In JDs)

Group	Item	Description	Actual 2019	Estimated 2020	Re-estimated 2020	Estimated 2021	Indicative 2022	Indicative 2023
		Expenditures						
22		Use of Goods and Services						
2211		Use of Goods and Services						
	510	Buildings and facilities repair and maintenance	4156	5000	5000	10000	10000	10000
	512	Operating and Sustaining Expenditures	12530	72000	72000	25000	25000	25000
Total			16686	77000	77000	35000	35000	35000
		Fixed Assets						
31		Non-financial Assets						
3112		Devices, Machinery and Equipment						
	505	Equipment, Machines and Devices	3931	5000	5000	5000	10000	10000
Total			3931	5000	5000	5000	10000	10000
Total of Chapter			20617	82000	82000	40000	45000	45000

Capital Expenditures According to Program and Projects for the Years 2019 - 2023

Chapter : 2202 Jordan Co-operative Corporation

(In JDs)

Program 6141 Administration and Support Services								
Project 001 Sustaining Cooperation and Guidance Services								
Fund Source 102001 Capital (Treasury)								
Group	item	Description	Actual 2019	Estimated 2020	Re-estimated 2020	Estimated 2021	Indicative 2022	Indicative 2023
22		Use of Goods and Services						
2211		Use of Goods and Services						
	510	Buildings and facilities repair and maintenance						
	009	Buildings repair and renovation	4156	5000	5000	10000	10000	10000
		Total of Item	4156	5000	5000	10000	10000	10000
	512	Operating and Sustaining Expenditures						
	011	Capacity building expenses	0	10000	10000	0	0	0
	015	Operating systems and software	2738	10000	10000	10000	10000	10000
	025	Cases and compensations fees	0	2000	2000	5000	5000	5000
	035	Technical and administrative support	9792	50000	50000	0	0	0
		Total of Item	12530	72000	72000	15000	15000	15000
31		Non-financial Assets						
3112		Devices, Machinery and Equipment						
	505	Equipment, Machines and Devices						
	003	Office supplies and equipment	3931	5000	5000	5000	10000	10000
		Total of Item	3931	5000	5000	5000	10000	10000
		Total of Project / Treasury	20617	82000	82000	30000	35000	35000
Project 002 Rehabilitation of filtering and sterilization stations								
Fund Source 102001 Capital (Treasury)								
Group	item	Description	Actual 2019	Estimated 2020	Re-estimated 2020	Estimated 2021	Indicative 2022	Indicative 2023
22		Use of Goods and Services						
2211		Use of Goods and Services						
	512	Operating and Sustaining Expenditures						
	150	Filtering, sterilization and sterilants fees	0	0	0	10000	10000	10000
		Total of Item	0	0	0	10000	10000	10000
		Total of Project / Treasury	0	0	0	10000	10000	10000
		Total of Program	20617	82000	82000	40000	45000	45000
		Total of Chapter	20617	82000	82000	40000	45000	45000