

Chapter : 2201 Ministry of Agriculture

- Creation:** The Ministry of Agriculture was established in 1939 under Law No. (20) for the year 1973 which was amended under Agriculture Law No. 44 for the year 2002, and amendments thereto. A new law for agriculture was issued under No. 13 for the year 2015.
- Vision :** An agricultural sector that is organized and developed
- Mission:** Working with partners to organize and develop the agricultural sector for a sustainable and advanced sector that preserves the environment and agricultural resources, promotes self-reliance in food production, to have an effective contribution to economic development and meets the requirements of domestic and foreign markets.
- Legal Framework :** Agriculture Law No. (13) for the year 2015

Tasks of the Ministry / Department:

- Preserve and develop the agricultural resources.
- Increase self-reliance and improve the agricultural trading balance.
- Upgrade the agricultural and livestock production efficiency.
- Achieve integration with other sectors in the national economy.
- Develop agricultural research, technology transfer and expand in agricultural guidance to serve agricultural development.
- Provide suitable institutional and investment environment to achieve agricultural development.
- Provide health protection to livestock, plant and environment resources.
- Contribute to comprehensive rural and agricultural development through financing farmers.
- Achieve food security on family level and combat poverty and unemployment.
- Agricultural development through developing the concept of regions
- Cooperate with the local, Arab, regional and international institutions to implement agricultural research programs and technology transfer and provide consultations in the field of agriculture.

Ministry/Department Contribution to the Achievement of the National Objectives:

- Develop the Jordanian economy to be prosperous.
- Improve infrastructure and its return.
- Preserve the environment.

Major Issues and Challenges which face the Ministry / Department:

- Regression in agricultural lands due to expansion in organization and legislation stimulating the division of lands
- Continuation of disintegration of agricultural property to smaller areas and increase in the number of agricultural beneficiaries
- Fluctuation and irregularity of rain quantities and succession of years of drought
- Deterioration of the quality of irrigation water due to increasing the rate of high salinity treated water in its mix
- The reluctance of local labour to work in agriculture, and almost complete reliance on expatriate labour and dropout of expatriate labour from the agricultural sector and the increase of their wages
- Shortage in the number and efficiency of administrative and technical cadres
- Low infrastructure of the plant and animal resources laboratories a matter which leads to non-availability of laboratory tests and inability to approve them internationally for granting quality certificates
- Unavailability of the necessary accurate and trustworthy agricultural information and statistics in the proper time for sound production and marketing planning.
- Low organization of the agricultural sector and farmers' associations and inability of the private sector and the agricultural organizations to find suitable solutions, particularly in the field of marketing, storage and

Major Issues and Challenges which face the Ministry / Department:

- purchase of production inputs and incompleteness of the laws regulating the work**
- Small size of most production and marketing units**
- Low level of technology use**
- Weather hazards (temperature, frost, winds, floods, rain) especially with climate change and agricultural pests' dangers**
- Low institutional and organizational structure**

CHAPTER : 2201 Ministry of Agriculture

Strategic Objectives and Performance Indicators of the Ministry / Department

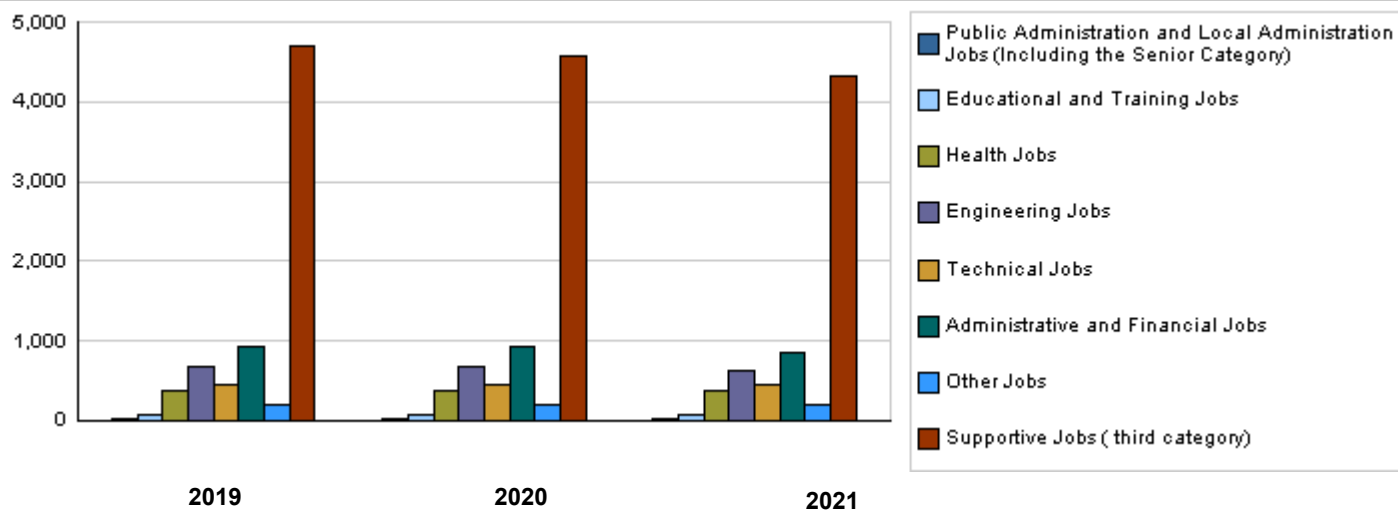
Strategic Objective	Performance Indicator	Base year	Value	Actual Value	Target Value	Preliminary Self Evaluation	Target Value		
				2019	2020	2020	2021	2022	2023
1 - To organize and restructure the agricultural sector to achieve a professional and regulated agricultural sector.	1 Increase the percentage of customer satisfaction 95% of farmers	2018	73.1 %	%76.1	79.1 %	79.1 %	82.1 %	85.1 %	88.1 %
	2 Training and orientation of employees in technical fields and basic skills annually (number)	2018	950	956	950	300	950	950	950
	3 Number of facilities for built and rehabilitated veterinary clinics (number)	2018	3	3	3	2	2	3	3
	4 Increase production capacity of packing facilities by 90% in year 2025 (thousand tons)	2018	900	915	1052	900	1189	1326	1463
2 - To promote the use of modern technology and communication in the agricultural sector	1 Number of operated digital platforms for agricultural services	2018	0	0	1	1	4	6	8
	2 Establishment of 17 training centers on modern agricultural technology in the agricultural sector (number)	2018	0	0	3	0	6	9	12
	3 Training of 3805 farmers on modern agricultural technology in the agricultural sector (number)	2018	3843	3881	3919	3919	3957	3995	4033
	4 Number of applied research in the field of modern agricultural technology	2018	26	22	24	24	27	30	35
	5 Number of adopted agricultural businesses	2018	3	3	3	3	3	3	3
	6 Number of associations participating in the permanent exhibition	2018	35	38	41	0	44	47	50
3 - To increase the production and productivity, enhancing the food security and relying on local agricultural production.	1 Increasing the value of agricultural production by 36% (million JDs)	2018	2691	2852	3013	3013	3174	3335	3496
	2 Increasing the number of farmers and families benefiting from small projects to reach 23974 in year 2025 (number)	2018	8962	8212	12208	5781	16204	20200	24196
	3 Increase the capacity of laboratories tests of the Ministry of Agriculture / Livestock by 1% annually (Test)	2018	18500	15800	15958	15958	16117	16278	16440
	4 Increase the capacity of laboratories tests of the Ministry of Agriculture / plant resources by 1% annually (Test)	2018	20000	18000	18180	18180	18362	18545	18730
	5 Area of agricultural land that has been reclaimed (3000 dunums per year)	2018	5.6	6	3	3	3	3	3
	6 Increase the number of immunized animals against epidemic diseases (million doses)	2018	9.3	5.8	5.8	5.8	6	6	6
	7 Increase licensing of livestock facilities at rate of 1% annually (facility)	2018	3232	3300	3333	3333	3366	3399	3432
	8 Increase licensing of plant resource facilities at rate of 1% annually (facility)	2018	624	699	706	706	713	720	727
4 - To improve the quality of agricultural products, developing local agricultural industries, and enhancing the competitive advantage of agricultural exports.	1 Growth in the value of agricultural exports by 2.5% annually	2018	-10%	2.8%	5.3%	5.3%	7.8%	10.3%	12.8%
	2 Growth in the value of agricultural exports to high-value markets by 3% annually	2018	-3%	3%	6%	6%	9%	12%	15%
	3 Area of Syringopais Tempertella control campaigns (dunum)	2018	33000	33453	33000	33000	33000	33000	33000

Strategic Objectives and Performance Indicators of the Ministry / Department

Strategic Objective	Performance Indicator	Base year	Value	Actual Value	Target Value	Preliminary Self Evaluation	Target Value		
				2019	2020	2020	2021	2022	2023
4 - To improve the quality of agricultural products, developing local agricultural industries, and enhancing the competitive advantage of agricultural exports.	4 Increased rates of areas for and epidemic agricultural pest control campaigns (one thousand dunums)	2018	50	100	100	100	110	110	110
5 - To preserve the biodiversity and develop ecosystems	1 Increase of planted lands with forests and pastures by 1% annually (thousand dunums)	2018	925	932	941	934	950	959	968
	2 Decrease the area of forest lands affected by fires by 3% annually (one thousand dunams).	2018	336	5012	4862	5291	4712	4562	4412
	3 Increasing the number of pastoral reserves (from 41 to 45 in 2025)	2018	41	41	42	42	42	43	43
	4 Number of forestry seedlings produced annually (million)	2018	3.1	2.5	2	2	2	2	2

Number of Staff of the Ministry / Department

Group	Job	2019			2020			Preliminary 2021		
		Male	Female	Total	Male	Female	Total	Male	Female	Total
Public Administration and Local Administration Jobs (Including the Senior Category)	Supervisory and leadership jobs	21	13	34	21	13	34	21	13	34
Educational and Training Jobs	Educational and training jobs	45	24	69	45	24	69	45	24	69
Health Jobs	Physician	202	52	254	202	52	254	202	52	254
	Associate Nurse	96	0	96	96	0	96	96	0	96
	Other jobs	10	8	18	10	8	18	10	8	18
	Pharmacist	2	0	2	2	0	2	2	0	2
Engineering Jobs	Engineer	432	118	550	434	118	552	402	101	503
	Other jobs	99	17	116	99	17	116	99	17	116
Technical Jobs	Technical jobs	340	110	450	340	110	450	335	105	440
Administrative and Financial Jobs	Administrative and financial jobs	717	201	918	717	201	918	675	190	865
Other Jobs	Other jobs	144	59	203	144	59	203	144	57	201
Supportive Jobs (third category)	Supportive employee (Driver, Office Boy)	3557	1132	4689	3485	1100	4585	3333	1000	4333
Total		5665	1734	7399	5595	1702	7297	5364	1567	6931
Total Cost of Salaries		32120044	9831625	41951669	32074064	9756936	41831000	38182610	11154390	49337000



Key Information of the Ministry / Department

No.	Description	base year	Value	Primary 2020	Estimated 2021													Total
					Irbid	Mafraq	Jarsh	Ajloun	Amman	Balqa'	Zaraq'	Madaba	Karak	Ma'an	Tafila	Aqaba		
1	Number of agricultural stations	2014	23	28	5	2	2	0	0	9	1	1	3	1	3	1	28	
2	Number of agricultural centers	2014	20	30	3	3	1	1	4	5	5	1	2	2	0	3	30	
3	Number of veterinary clinics	2014	48	52	9	5	1	2	6	5	3	3	6	5	3	4	52	
4	Number of forestry nurseries	2014	10	12	1	1	2	0	1	2	0	1	1	1	1	1	12	
5	Number of extension units	2014	12	17	1	1	1	1	1	6	1	1	1	1	1	1	17	
6	Number of reserves	2014	29	35	0	7	0	1	4	2	2	3	7	7	2	0	35	
7	Number of directorates	2014	43	76	8	4	1	2	34	7	2	2	8	4	3	1	76	

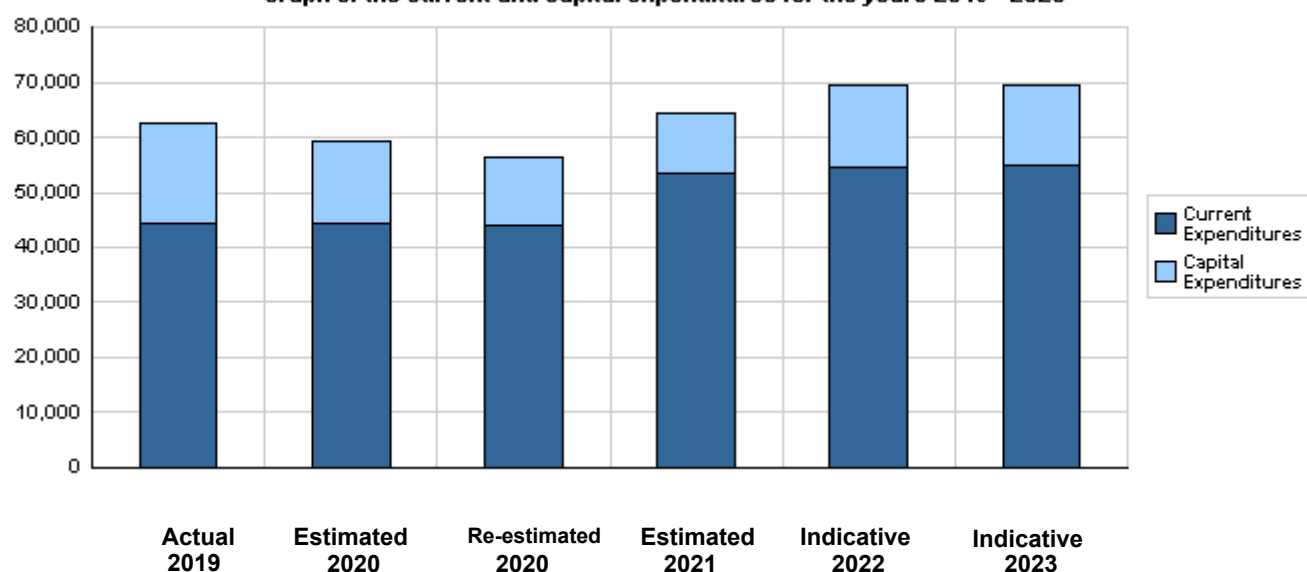
**Overall Summary of Expenditures for Chapter 2201- Ministry of Agriculture
for the Years 2019 - 2023**

(In JDs)

Description		Actual 2019	Estimated 2020	Re-estimated 2020	Estimated 2021	Indicative 2022 2023		
Group	Current Expenditures							
2111	Salaries, Wages and Allowances	37,404,125	37,284,000	37,111,000	43,787,000	44,342,000	44,904,000	
2121	Social Security Contributions	4,547,544	4,720,000	4,720,000	5,550,000	5,633,000	5,718,000	
2211	Use of Goods and Services	2,004,172	2,049,000	1,810,000	3,467,000	3,784,000	3,784,000	
2511	Subsidies to Public Corporations	300,000	300,000	300,000	325,000	325,000	325,000	
2821	Other Current Expenditures	20,505	27,000	18,000	290,000	290,000	290,000	
Total current expenditures		44,276,346	44,380,000	43,959,000	53,419,000	54,374,000	55,021,000	
		Capital Expenditures						
2111	Salaries, Wages and Allowances	4,149,072	5,253,500	4,094,281	1,937,000	2,518,000	2,473,000	
2211	Use of Goods and Services	4,931,908	3,585,525	2,931,710	945,000	1,678,000	1,705,000	
2511	Subsidies to Public Corporations	262,135	1,062,500	1,062,500	1,062,500	1,062,500	1,062,500	
2822	Other Capital Expenditures	142,576	98,000	89,500	150,000	1,135,000	1,135,000	
3111	Buildings and Constructions	4,491,154	2,731,700	2,322,857	3,431,000	4,483,000	3,998,000	
3112	Devices, Machinery and Equipment	1,450,379	651,500	521,500	730,500	683,500	577,500	
3113	Other Fixed Assets	196,487	15,000	15,000	63,000	115,000	145,000	
3122	Inventories	2,761,408	1,480,278	1,199,652	2,321,000	3,583,000	3,416,000	
3141	Lands	0	0	0	150,000	0	0	
Total capital expenditures		18,385,119	14,878,003	12,237,000	10,790,000	15,258,000	14,512,000	
Treasury		18,124,057	14,303,003	11,662,000	10,090,000	14,258,000	13,512,000	
Loans		261,062	575,000	575,000	700,000	1,000,000	1,000,000	
Total current and capital expenditures		62,661,465	59,258,003	56,196,000	64,209,000	69,632,000	69,533,000	

(Thousands of JDs)

Graph of the current and capital expenditures for the years 2019 - 2023

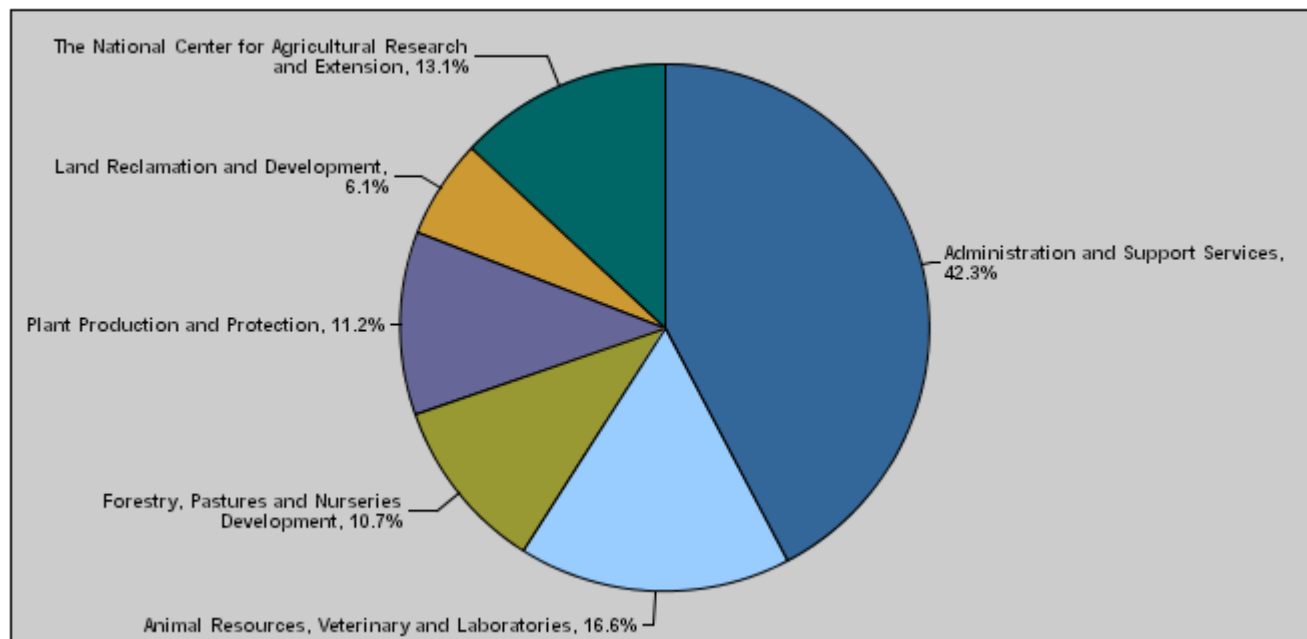


**Budget of Chapter 2201 - Ministry of Agriculture
For the Year 2021 Distributed According to Program**

(In JDs)

Prog.	Description	Current Expenditures	Capital Expenditures	Total Expenditures
4001	Administration and Support Services	23,698,000	3,452,000	27,150,000
4005	Animal Resources, Veterinary and Laboratories	8,916,000	1,760,000	10,676,000
4010	Forestry, Pastures and Nurseries Development	5,570,000	1,295,000	6,865,000
4015	Plant Production and Protection	6,180,000	1,028,000	7,208,000
4020	Land Reclamation and Development	1,766,000	2,148,000	3,914,000
4025	The National Center for Agricultural Research and Extension	7,289,000	1,107,000	8,396,000
	Total	53,419,000	10,790,000	64,209,000

Total Expenditures for the Year 2021 Distributed According to Programs



4001	Administration and Support Services Program
------	---

Objective of the program :

Provide support, assistance and follow up services for the remaining programs of the Ministry.

The strategic objective related to the program :

To organize and restructure the agricultural sector to achieve a professional agricultural sector and systems for promoting the use of modern technology and communication in the agricultural sector

Directorates associated with the program :

- 1- Administration and Support Services Directorate
- 2- Human Resources Management & Development Directorate
- 3- Financial Affairs Directorate
- 4- Tenders and Procurement Directorate
- 5- Directorate of Electronic Transformation and IT
- 6 - Directorate of Agricultural Machinery and Mechanization.
- 7 - Buildings Directorate
- 8 - Outreach Programs Directorate.
- 9 - Directorate of Training and Awareness of Farmers.
- 10 - Directorate of Documentation of Agricultural Holdings and Records
- 11 - Directorate of Licensing and Border Centers
- 12 - Agricultural Marketing and Foreign Trade Directorate
- 13 - Quality and Tracking Directorate
- 14 - Agricultural Information and Statistics Directorate

Services provided by the program :

- 1- Prepare studies and take measures related to developing and qualifying human resources to ensure good performance.
- 2- Supervise all administrative activities related to the Ministry's work and prepare manpower tables.
- 3- Prepare the draft general budget of the Ministry in coordination with other directorates.
- 4- Participate in formulating the financial policies of the Ministry and present them to the higher management to take suitable decisions and supervise their implementation after their approval.
- 5- Prepare the technical specifications of the devices, supplies and buildings and maintain them in cooperation with the concerned agencies.
- 6- Identify the Ministry's requirements of supplies and equipment in coordination with the concerned agencies.

Staff working in the program :

The program is implemented through a functional staff in 2020 estimated with (3517) staff, including (2550) males and (967) females .

Key Performance Indicators for Program

Performance Measurement Indicator	Base Year	Value	Actual value	Target Value	Preliminary Self Evaluation	Target Value			
			2019	2020		2020	2021	2022	2023
			1	Increase the percentage of customer satisfaction 95% of farmers		2018	%73.1	%76.1	%79.1
2	Training and orientation of employees in technical fields and basic skills annually (number)	2018	950	956	950	300	950	950	950
3	Number of facilities for built and rehabilitated veterinary clinics (number)	2018	3	3	3	2	2	3	3
4	Increase production capacity of packing facilities by 90% in year 2025 (thousand tons)	2018	900	915	1052	900	1189	1326	1463

Appropriations Of Administration and Support Services Program as Per Activities and Projects.

(In JDs)

Activities and Projects	Actual	Estimated	Re-estimated	Estimated	Indicative	
	2019	2020	2020	2021	2022	2023
Current Expenditures	20,819,374	20,105,500	19,878,500	23,698,000	24,198,000	24,526,000
601 Administrative and Support Services	20,819,374	20,105,500	19,878,500	23,698,000	24,198,000	24,526,000
Capital Expenditures	7,782,868	7,839,895	6,446,769	3,452,000	4,029,000	3,828,000
001 Sustaining and Developing Agricultural Services Project	5,716,896	5,853,415	4,500,000	1,341,000	1,570,000	1,688,000
002 Agricultural Risks Fund	199,635	1,000,000	1,000,000	1,000,000	1,000,000	1,000,000
009 Border Centers Development	3,717	10,000	10,000	0	100,000	150,000
010 Establishment of agriculture database	157,136	55,000	55,000	90,000	170,000	50,000
701 Constructing and maintaining buildings in Ajloun governorate	101,113	113,900	113,900	160,000	260,000	310,000
702 Improving the agricultural facilities in the capital governorate	551,961	142,500	142,500	485,000	250,000	150,000
703 Establishing and expanding agricultural centers in Zarqa governorate	67,214	98,400	98,400	25,000	0	0
704 Establishing a building for farmers services / Ma'daba governorate	84,713	171,000	171,000	20,000	100,000	100,000
705 Establishing and equipping buildings in Balqa' governorate	136,915	272,400	272,400	30,000	70,000	70,000
706 Using the solar energy in the agriculture / Karak governorate	0	0	0	0	21,000	0

Budget Chapter 2201 - Ministry of Agriculture Distributed According to the Program

4001 Administration and Support Services Program		Appropriations Of Administration and Support Services Program as Per Activities and Projects.					(In JDs)
Activities and Projects		Actual 2019	Estimated 2020	Re-estimated 2020	Estimated 2021	Indicative 2022 2023	
Capital Expenditures		7,782,868	7,839,895	6,446,769	3,452,000	4,029,000	3,828,000
707	Agricultural machines and vehicles Aqaba governorate	52,000	0	0	0	0	0
710	Expanding the building of Mafraq Agriculture directorate in Mafraq governorate	51,556	0	0	0	0	0
711	Maintaining warehouses in Al-Walah Agricultural station Ma'daba governorate	54,983	0	0	0	0	0
712	Agricultural heavy duty machines in Irbid governorate	93,774	10,000	0	0	0	0
713	Maintain and expand buildings in Balqa' governorate	10,443	5,000	5,000	60,000	100,000	100,000
714	Purchase agricultural heavy duty machines in Balqa' governorate	131,977	0	0	0	0	0
715	Establishing and maintaining buildings and stations in Al-Karak governorate	193,547	74,000	74,000	70,000	248,000	210,000
717	Establishing and maintaining agricultural buildings in Ma'an governorate	40,375	0	0	161,000	130,000	0
718	Maintaining and rehabilitating agriculture directorates and centers in Aqaba governorate	75,253	0	0	0	0	0
719	Establish an Alqureqra agricultural center / Aqaba governorate	59,660	0	0	0	0	0
720	Establishing and maintaining Northern Ghours agriculture centers, stations and buildings /Irbid governorate	0	34,280	4,569	0	0	0
723	Agricultural guidance / Zarqa Governorate	0	0	0	10,000	10,000	0
Program / Treasury		7,782,868	7,839,895	6,446,769	3,452,000	4,029,000	3,828,000
Total Program		28,602,242	27,945,395	26,325,269	27,150,000	28,227,000	28,354,000

4005	Animal Resources, Veterinary and Laboratories Program
------	---

Objective of the program :

- 1- Provide health care to animal resources.
- 2- Improve the capacity of determining possession of animal resources.
- 3- Improve the offsprings of goats and sheep.
- 4- Develop agricultural laboratories.

The strategic objective related to the program :

To increase the production and productivity, enhancing the food security and relying on local agricultural production.
To improve the quality of agricultural products, developing local agricultural industries, and enhancing the competitive advantage of agricultural exports.

Directorates associated with the program :

- 1- Veterinary Directorate
- 2- Livestock Resources Laboratories Directorate
- 3- Livestock Production Directorate
- 4- Fodder & Livestock Numbering Directorate

Services provided by the program :

- 1- Encourage investment in intensive livestock production and sheep fattening projects through providing studies for feasible projects.
- 2- Sustain and develop livestock production stations of the Ministry and secure supplies of these stations.
- 3- Prepare, apply, adopt and review livestock health conditions to ensure preventing of disease transmission through livestock products and production inputs to protect the health of humans and animals.
- 4- Identify laboratories requirements of equipment, supplies, chemical and biological materials and follow up their provision.
- 5- Prepare technical instructions for ways of taking and transferring pathological and diagnostic samples, samples of fodder, medicines and veterinary products etc.
- 6- Receive, record and distribute laboratory samples to the specialized laboratories for analysis.
- 7- Develop the work of laboratories to improve their capabilities and adoption by concerned authorities.

Staff working in the program :

The program is implemented through a functional staff in 2020 estimated with (1254) staff, including (969) males and (285) females .

Key Performance Indicators for Program

Performance Measurement Indicator	Base Year	Value	Actual value	Target Value	Preliminary Self Evaluation	Target Value		
			2019	2020		2020	2021	2022
1 Increase the capacity of laboratories tests of the Ministry of Agriculture / Livestock by 1% annually (Test)	2018	18500	15800	15958	15958	16117	16278	16440
2 Increase the number of immunized animals against epidemic diseases (million doses)	2018	9.3	5.8	5.8	5.8	6	6	6
3 Increase licensing of livestock facilities at rate of 1% annually (facility)	2018	3232	3300	3333	3333	3366	3399	3432

Appropriations Of Animal Resources, Veterinary and Laboratories Program as Per Activities and Projects.

(In JDs)

Activities and Projects	Actual	Estimated	Re-estimated	Estimated	Indicative	
	2019	2020	2020	2021	2022	2023
Current Expenditures	7,176,184	7,122,000	7,122,000	8,916,000	8,957,000	9,008,000
601 Sustaining work of veterinary laboratories and animal production stations	7,176,184	7,122,000	7,122,000	8,916,000	8,957,000	9,008,000
Capital Expenditures	1,593,094	1,561,290	1,312,768	1,760,000	1,391,000	848,000
014 Support and protection of livestock resources	378,974	965,000	965,000	1,155,000	828,000	590,000
017 Establishing antibiotic residues laboratory	43,843	20,000	20,000	0	100,000	100,000
701 Establishing and equipping veterinary laboratories and clinics in Irbid governorate	306,938	51,389	51,389	125,000	140,000	60,000
702 Establishing and equipping veterinary laboratories and clinics in Ma'raq governorate	174,352	263,585	131,779	150,000	0	0
705 Establishing a modern veterinary clinic and veterinary laboratory to serve and develop the livestock sector / Jerash governorate	21,182	0	0	0	0	0
709 Agricultural Quarry - Al Mudawara Border Center / Ma'an Governorate	21,132	50,000	25,000	20,000	0	0
710 Rehabilitating veterinary clinics and laboratories in Ma'an governorate	326,308	22,000	22,000	89,000	143,000	43,000
711 Establishing veterinary clinics and laboratories in Aqaba governorate	148,431	91,716	0	106,000	125,000	0
713 Establish and develop veterinary clinics in Zarqa' governorate	171,934	97,600	97,600	60,000	0	0
715 livestock and veterinary / Ma'raq Governorate	0	0	0	50,000	50,000	50,000
716 Combating the Disease and plant worm (Syringopais Tempertella) in the Capital Governorate	0	0	0	5,000	5,000	5,000

Budget Chapter 2201 - Ministry of Agriculture Distributed According to the Program

4005	Animal Resources, Veterinary and Laboratories Program					
Appropriations Of Animal Resources, Veterinary and Laboratories Program as Per Activities and Projects.						(In JDs)
Activities and Projects	Actual 2019	Estimated 2020	Re-estimated 2020	Estimated 2021	Indicative	
					2022	2023
Capital Expenditures	1,593,094	1,561,290	1,312,768	1,760,000	1,391,000	848,000
Program / Treasury	1,593,094	1,561,290	1,312,768	1,760,000	1,391,000	848,000
Total Program	8,769,278	8,683,290	8,434,768	10,676,000	10,348,000	9,856,000

Budget Chapter 2201 - Ministry of Agriculture Distributed According to the Program

4010	Forestry, Pastures and Nurseries Development Program
-------------	---

Objective of the program :

Preserve the forestry resources and increase their area.

The strategic objective related to the program :

To preserve the biodiversity and develop ecosystems

Directorates associated with the program :

- 1- Forestry Directorate
- 2- Pastures Directorate
- 3- Water Harvest Directorate

Services provided by the program :

- 1- Beautify the roadsides and contribute to the comfort of passengers.
- 2- Control investment operations in the owned forestry.
- 3- Provide suitable, quality and free seedlings to the government authorities, institutions, companies and citizens.
- 4- Organize the processes of opening roads in the government lands in coordination with concerned officials.
- 5- Provide consultation and spread awareness and forestry guidance.
- 6- Increase the green areas of forests and protect the existing areas.
- 7- Spread forestry awareness among citizens.

Staff working in the program :

The program is implemented through a functional staff in 2020 estimated with (781) staff, including (674) males and (107) females .

Key Performance Indicators for Program

Performance Measurement Indicator	Base Year	Value	Actual value	Target Value	Preliminary Self Evaluation	Target Value		
			2019	2020		2020	2021	2022
1 Increase of planted lands with forests and pastures by 1% annually (thousand dunums)	2018	925	932	941	934	950	959	968
2 Decrease the area of forest lands affected by fires by 3% annually (one thousand dunams).	2018	336	5012	4862	5291	4712	4562	4412
3 Increasing the number of pastoral reserves (from 41 to 45 in 2025)	2018	41	41	42	42	42	43	43
4 Number of forestry seedlings produced annually (million)	2018	3.1	2.5	2	2	2	2	2

Appropriations Of Forestry, Pastures and Nurseries Development Program as Per Activities and Projects.

(In JDs)

Activities and Projects	Actual	Estimated	Re-estimated	Estimated	Indicative	
	2019	2020	2020	2021	2022	2023
Current Expenditures	4,199,269	4,343,500	4,333,500	5,570,000	5,618,000	5,670,000
601 Raising forestry awareness and guidance	4,199,269	4,343,500	4,333,500	5,570,000	5,618,000	5,670,000
Capital Expenditures	2,100,684	1,304,175	962,597	1,295,000	1,845,000	1,720,000
009 Protecting and sustaining forestry resources	609,989	780,000	660,000	645,000	550,000	550,000
010 Development of pastoral communities in Badia	62,382	0	0	0	145,000	0
701 Protecting and developing the forestry resource / Mafraq Governorate	32,597	0	0	0	50,000	50,000
702 Rehabilitating forestry stations, nurseries and forest protection in Jerash governorate	270,478	155,830	155,000	450,000	380,000	330,000
705 Rehabilitating the forestry stations, nurseries and researches in Ajloun governorate	560,134	30,200	30,200	90,000	135,000	180,000
706 Improving the productivity of pastures and livestock in the Capital governorate	51,792	10,000	10,000	55,000	55,000	55,000
707 Rehabilitating the forestry stations in Balq'a governorate	179,250	67,145	67,145	0	0	0
709 Developing and establishing pastoral reserves / Karak governorate	0	0	0	0	15,000	0
710 Rehabilitating the forestry, nurseries and agricultural extension in Ma'an Governorate	149,204	0	0	35,000	127,000	150,000
712 Establishing forests and gardens in AL- Mafraq governorate	59,312	50,000	25,000	0	0	0
713 Model afforestation projects in Ma'daba governorate	9,420	0	0	0	0	0
715 Drilling wells and developing pastures in Al-Karak governorate	116,126	211,000	15,252	20,000	388,000	405,000
Program / Treasury	2,100,684	1,304,175	962,597	1,295,000	1,845,000	1,720,000
Total Program	6,299,953	5,647,675	5,296,097	6,865,000	7,463,000	7,390,000

Budget Chapter 2201 - Ministry of Agriculture Distributed According to the Program

4015	Plant Production and Protection Program
Objective of the program :	
1- Increase plant production capacity. 2- Develop agricultural laboratories	
The strategic objective related to the program :	
To increase the production and productivity, enhancing the food security and relying on local agricultural production. To improve the quality of agricultural products, developing local agricultural industries, and enhancing the competitive advantage of agricultural exports.	
Directorates associated with the program :	
1- Plant Production Directorate 2- Prevention and Plant Health Directorate 3- Lands and Irrigation Directorate 4- Olives Unit 5- Plant Resources Laboratories Directorate	
Services provided by the program :	
1- Implement various projects in plant resources fields to serve agricultural sector in finding appropriate solutions to the obstacles and problems faced by the sector. 2- Set up legislation related to the circulation of plant production inputs (seeds, seedlings, pesticides, fertilizers, growth regulators and olive pressers and others) and control their application all over the Kingdom. 3- Provide field services to farmers including (training, collective combat campaigns) in the various fields of plant resources. 4- Control circulated plant products and conduct necessary laboratory tests. 5- Produce and distribute fruitful seedlings and ornamentals plants. 6- Specify areas, estimate production and survey pests of the various plant crops. 7- Specify information on purification stations and control the usage of resulting water in agriculture.	
Staff working in the program :	
The program is implemented through a functional staff in 2020 estimated with (736) staff, including (591) males and (145) females .	

Key Performance Indicators for Program

	Performance Measurement Indicator	Base Year	Value	Actual value	Target Value	Preliminary Self Evaluation	Target Value		
				2019	2020		2020	2021	2022
1	Area of Syringopais Tempertella control campaigns (dunum)	2018	33000	33453	33000	33000	33000	33000	33000
2	Increased rates of areas for and epidemic agricultural pest control campaigns (one thousand dunums)	2018	50	100	100	100	110	110	110

Appropriations Of Plant Production and Protection Program as Per Activities and Projects.

(In JDs)

Activities and Projects	Actual	Estimated	Re-estimated	Estimated	Indicative	
	2019	2020	2020	2021	2022	2023
Current Expenditures	4,791,478	4,970,000	4,970,000	6,180,000	6,234,000	6,296,000
601 Plant production and protection administration	4,791,478	4,970,000	4,970,000	6,180,000	6,234,000	6,296,000
Capital Expenditures	1,283,677	1,244,811	959,527	1,028,000	1,535,000	1,325,000
013 Development of pesticides residues laboratories	0	0	0	0	70,000	0
014 Establishing pesticides residues analysis laboratory/ Jordan Valley	125,328	350,000	350,000	360,000	250,000	0
017 Supporting plants wealth	570,546	750,000	565,000	403,000	1,100,000	1,250,000
701 Establishing and equipping preventive laboratories in Irbid governorate	98,059	0	0	0	0	0
702 Combating the plant worm (Syringopais Tempertella) using the agricultural cycle in Irbid Governorate	35,725	0	0	0	0	0
703 Palm in Irbid governorate	13,592	0	0	0	0	0
704 Combating the plant worm (Syringopais Tempertella) (district and West Badia) / Mafraq governorate	37,143	0	0	0	0	0
706 Combating the plant worm 'Syringopais Tempertella' (Dhiban) / Ma'daba governorate	13,925	0	0	0	0	0
707 Combating the plant worm (Syringopais Tempertella) Karak - Al Qaser - Al-Mazar / Karak governorate	89,060	131,000	31,000	75,000	30,000	25,000
709 Rehabilitating the orchards in Ma'an governorate	38,439	0	0	20,000	0	0
710 Establishing the agricultural ponds Tafileh governorate	52,600	0	0	0	0	0
711 Maintenance of agricultural stations / Tafileh governorate	113,759	13,811	13,527	0	0	0

Budget Chapter 2201 - Ministry of Agriculture Distributed According to the Program

4015 Plant Production and Protection Program		Appropriations Of Plant Production and Protection Program as Per Activities and Projects. (In JDs)					
Activities and Projects		Actual 2019	Estimated 2020	Re-estimated 2020	Estimated 2021	Indicative 2022 2023	
Capital Expenditures		1,283,677	1,244,811	959,527	1,028,000	1,535,000	1,325,000
712	Maintaining irriagation, springs, tubes and irrigation networks in Ma'daba governorate	26,062	0	0	0	0	0
713	Combating olives fly using traps / Ma'daba governorate	9,439	0	0	0	0	0
714	Water agriculture project (Al-mshagar station, Al-Walah agricultural station and Jreaneh Agricultural school) / Ma'daba governorate	60,000	0	0	0	0	0
715	Agricultural wealth Program (control of termites and control olive fruit fly, training and qualification program) / Mafraq governorate	0	0	0	0	50,000	50,000
716	Phytopsanitary Laboratory / Mafraq Governorate	0	0	0	100,000	10,000	0
717	Combat disease and olive fruit-fly in Karak governorate	0	0	0	70,000	25,000	0
Program / Treasury		1,283,677	1,244,811	959,527	1,028,000	1,535,000	1,325,000
Total Program		6,075,155	6,214,811	5,929,527	7,208,000	7,769,000	7,621,000

4020	Land Reclamation and Development Program
------	--

Objective of the program :

- 1- Develop land resources.
- 2- Support poor rural families.

The strategic objective related to the program :

To increase the production and productivity, enhancing the food security and relying on local agricultural production.

Directorates associated with the program :

- 1- Projects Management Directorate.
- 2- Directorate of Rural Development and Women Empowerment.
- 3 - Directorate of Studies and Production Chains Development.
- 4 - Directorate of Investment Promotion and Agriculture Entrepreneurship.
- 5- Directorate of Agreements and International Cooperation

Services provided by the program :

- 1- Set up soil preservation measures.
- 2- Establish wells and reservoirs to collect rain water.
- 3- Plant reclaimed lands.
- 4- Protect the banks of valleys.
- 5- Maintain the springs.
- 6- Establish and maintain irrigation canals.
- 7- Establish and maintain the agricultural roads.
- 8- Train the small farmers to develop their agricultural skills.

Staff working in the program :

The program is implemented through a functional staff in 2020 estimated with (192) staff, including (153) males and (39) females .

Key Performance Indicators for Program

Performance Measurement Indicator	Base Year	Value	Actual value	Target Value	Preliminary Self Evaluation	Target Value		
			2019	2020		2020	2021	2022
1 Increasing the number of farmers and families benefiting from small projects to reach 23974 in year 2025 (number)	2018	8962	8212	12208	5781	16204	20200	24196
2 Area of agricultural land that has been reclaimed (3000 dunums per year)	2018	5.6	6	3	3	3	3	3

Appropriations Of Land Reclamation and Development Program as Per Activities and Projects.

(In JDs)

Activities and Projects	Actual	Estimated	Re-estimated	Estimated	Indicative	
	2019	2020	2020	2021	2022	2023
Current Expenditures	1,569,384	1,617,000	1,617,000	1,766,000	1,801,000	1,834,000
601 Lands development and reclamation administration	1,569,384	1,617,000	1,617,000	1,766,000	1,801,000	1,834,000
Capital Expenditures	3,906,741	1,362,048	1,331,655	2,148,000	4,448,000	4,861,000
024 Water harvest	0	0	0	100,000	0	0
025 Investment in small societies and lifting poor rural families out of poverty	261,062	575,000	575,000	700,000	1,000,000	1,000,000
701 Irrigation canals, pipes and lining torrents canals / Irbid governorate	30,000	0	0	0	0	0
703 Reclamation of agricultural lands in districts of governorates / Mafrq governorate	99,875	0	0	0	0	0
704 Water harvest and improving income of poor families in Jerash governorate	543,394	9,170	9,066	50,000	180,000	150,000
705 Reclamation of the lands in Ajloun governorate	222,717	32,900	32,900	100,000	225,000	200,000
706 Reclamation of agricultural lands in Balqa' Governorate	150,269	0	0	65,000	130,000	130,000
707 Reclamation of the agricultural lands in Zarqa governorate	340,967	89,000	89,000	70,000	0	0
709 Water harvest project (collection of gardens water) / Karak governorate	247,080	0	0	0	50,000	100,000
710 Developmental projects for farmers in Ma'an governorate	97,293	0	0	75,000	205,000	165,000
711 Supporting poor families in Ma'an Governorate	0	10,000	10,000	30,000	45,000	45,000
712 Protection of the valleys banks / Tafileh Governorate	43,355	58,000	58,000	0	60,000	80,000
713 Maintenance of channels and pipes and installation of irrigation pipes / Tafileh Governorate	73,645	13,000	13,000	0	50,000	100,000
716 Water harvest and improving income of poor families in the Capital governorate	673,613	160,000	160,000	175,000	175,000	175,000

Budget Chapter 2201 - Ministry of Agriculture Distributed According to the Program

4020		Land Reclamation and Development Program						
Appropriations Of Land Reclamation and Development Program as Per Activities and Projects. (In JDs)								
Activities and Projects		Actual 2019	Estimated 2020	Re-estimated 2020	Estimated 2021	Indicative 2022 2023		
Capital Expenditures		3,906,741	1,362,048	1,331,655	2,148,000	4,448,000	4,861,000	
717	Improving poor rural families income in Northern Ghour / Irbid governorate	126,357	10,000	0	0	0	0	
718	Agricultural projects in Balqa' governorate	95,189	97,000	77,000	190,000	350,000	350,000	
719	Food security / Zarqa governorate	0	0	0	50,000	50,000	0	
720	Agricultural pattern modernization projects in Ma'daba governorate	0	0	0	50,000	0	0	
722	Agricultural projects in Ma'daba governorate	0	0	0	90,000	60,000	60,000	
723	Anti-poverty project (Al-Hakourah) in Ma'daba governorate	86,626	0	0	0	0	0	
725	Open agricultural roads in Ma'an governorate	194,623	0	0	0	0	0	
726	Agricultural development projects in Tafila governorate	306,759	203,689	203,689	100,000	630,000	860,000	
727	Support poor rural families in Ma'an governorate	27,854	0	0	0	0	0	
728	Reclaiming lands, agricultural development, and water harvesting in Irbid governorate	114,040	74,289	74,000	303,000	610,000	821,000	
729	Agricultural projects in the Southern Jordan Valley District / Karak Governorate	172,023	30,000	30,000	0	0	0	
730	Income-generating projects for poor families, sheep and goats / Mafraq Governorate	0	0	0	0	50,000	50,000	
737	Water harvest (earthen dams) / Tafila Governorate	0	0	0	0	50,000	100,000	
739	Agricultural projects to improve the income level of families in Karak Governorate	0	0	0	0	223,000	115,000	
740	Drilling artesian wells in Ma'an Governorate	0	0	0	0	305,000	360,000	
Program / Treasury		3,645,679	787,048	756,655	1,448,000	3,448,000	3,861,000	
Program / Loans		261,062	575,000	575,000	700,000	1,000,000	1,000,000	
Total Program		5,476,125	2,979,048	2,948,655	3,914,000	6,249,000	6,695,000	

Budget Chapter 2201 - Ministry of Agriculture Distributed According to the Program

4025	The National Center for Agricultural Research and Extension Program
Objective of the program :	
1- Exploit available agricultural resources at high efficiency and sustainable management. 2- Increase the incomes of farmers and workers in the agricultural sector and improve their living standard. 3- Raise the rate of self-sufficiency of agricultural products to contribute to achieving food security.	
The strategic objective related to the program :	
To promote the use of modern technology and communication in the agricultural sector	
Directorates associated with the program :	
1- Research Directorates 2- Support Services Directorates	
Services provided by the program :	
1- Prepare the plans and programs of agricultural scientific research to serve the purposes of agricultural development and achieve political agricultural goals. 2- Devise the agricultural technology appropriate for the local conditions and adopt it for livestock or agricultural production. 3- Disseminate agricultural technologies, either transferred or adapted or developed, and circulate them to agricultural advisors and follow up the results of their application. 4- Develop the skills of specialists and agricultural and technical advisors working in the agricultural sector and hold training courses and specialized conferences.	
Staff working in the program :	
The program is implemented through a functional staff in 2020 estimated with (817) staff, including (658) males and (159) females .	

Key Performance Indicators for Program

	Performance Measurement Indicator	Base Year	Value	Actual value	Target Value	Preliminary Self Evaluation	Target Value		
				2019	2020	2020	2021	2022	2023
1	Number of applied research in the field of modern agricultural technology	2018	26	22	24	24	27	30	35
2	Number of adopted agricultural businesses	2018	3	3	3	3	3	3	3

Appropriations Of The National Center for Agricultural Research and Extension Program as Per Activities and Projects.

(In JDs)

Activities and Projects	Actual	Estimated	Re-estimated	Estimated	Indicative	
	2019	2020	2020	2021	2022	2023
Current Expenditures	5,720,657	6,222,000	6,038,000	7,289,000	7,566,000	7,687,000
601 Agricultural research and extension administration	5,720,657	6,222,000	6,038,000	7,289,000	7,566,000	7,687,000
Capital Expenditures	1,718,055	1,565,784	1,223,684	1,107,000	2,010,000	1,930,000
003 Agricultural Research	1,119,724	1,242,000	930,000	582,000	650,000	650,000
018 Establishing a building for the regional center in Deir Alla	177,882	1,000	1,000	50,000	0	0
022 Increasing planting of irrigated wheat and barley seeds	227,507	254,500	254,400	250,000	280,000	280,000
701 Improving camel management for milk production / Mafraq Governorate	22,044	30,000	15,000	20,000	0	0
702 Cultivating the fodder by using non-traditional water / Mafraq governorate	16,510	30,000	15,000	0	0	0
703 Al-Khnassri station project in Al-Mafraq governorate	0	0	0	30,000	0	0
704 Solar energy projects in Mafraq governorate	26,099	0	0	0	0	0
705 Agricultural researches projects in Aqaba governorate	128,289	8,284	8,284	125,000	100,000	0
707 Building a center in Al-Khalidya station / Mafraq governorate	0	0	0	30,000	980,000	1,000,000
708 Preserving an equine species / Mafraq Governorate	0	0	0	20,000	0	0
Program / Treasury	1,718,055	1,565,784	1,223,684	1,107,000	2,010,000	1,930,000
Total Program	7,438,712	7,787,784	7,261,684	8,396,000	9,576,000	9,617,000

Capital Expenditures Distributed According to Governorates

Chapter : 2201 Ministry of Agriculture

(In JDs)

Governorate		Estimated 2021	Indicative 2022	Indicative 2023
21	Irbid Governorate	428,000	750,000	881,000
22	Mafraq Governorate	400,000	1,190,000	1,200,000
23	Jerash Governorate	500,000	560,000	480,000
24	Ajloun Governorate	350,000	620,000	690,000
31	The Capital Governorate	720,000	485,000	385,000
32	Balqa' Governorate	345,000	650,000	650,000
33	Zarqa Governorate	215,000	60,000	0
34	Ma'daba Governorate	160,000	160,000	160,000
41	Karak Governorate	235,000	1,000,000	855,000
42	Ma'an Governorate	430,000	955,000	763,000
43	Tafileh Governorate	100,000	790,000	1,140,000
44	Aqaba Governorate	231,000	225,000	0
Total		4,114,000	7,445,000	7,204,000

Chapter : 2201 Ministry of Agriculture

(In JDs)

Current Activities Appropriations According to Program								
Prog.	Activites		Actual	Estimated	Re-estimated	Estimated	Indicative	Indicative
			2019	2020	2020	2021	2022	2023
4001	601	Administrative and Support Services	20819374	20105500	19878500	23698000	24198000	24526000
		Total of Program	20819374	20105500	19878500	23698000	24198000	24526000
4025	601	Agricultural research and extension administration	5720657	6222000	6038000	7289000	7566000	7687000
		Total of Program	5720657	6222000	6038000	7289000	7566000	7687000
4005	601	Sustaining work of veterinary laboratories and animal production stations	7176184	7122000	7122000	8916000	8957000	9008000
		Total of Program	7176184	7122000	7122000	8916000	8957000	9008000
4020	601	Lands development and reclamation administration	1569384	1617000	1617000	1766000	1801000	1834000
		Total of Program	1569384	1617000	1617000	1766000	1801000	1834000
4015	601	Plant production and protection administration	4791478	4970000	4970000	6180000	6234000	6296000
		Total of Program	4791478	4970000	4970000	6180000	6234000	6296000
4010	601	Raising forestry awareness and guidance	4199269	4343500	4333500	5570000	5618000	5670000
		Total of Program	4199269	4343500	4333500	5570000	5618000	5670000
		Total	44276346	44380000	43959000	53419000	54374000	55021000

Capital Projects Appropriations According to Program								
Prog.	Projects		Actual	Estimated	Re-estimated	Estimated	Indicative	Indicative
			2019	2020	2020	2021	2022	2023
4001	001	Sustaining and Developing Agricultural Services Project	5716896	5853415	4500000	1341000	1570000	1688000
	002	Agricultural Risks Fund	199635	1000000	1000000	1000000	1000000	1000000
	009	Border Centers Development	3717	10000	10000	0	100000	150000
	010	Establishment of agriculture database	157136	55000	55000	90000	170000	50000
	701	Constructing and maintaining buildings in Ajloun governorate	101113	113900	113900	160000	260000	310000
	702	Improving the agricultural facilities in the capital governorate	551961	142500	142500	485000	250000	150000
	703	Establishing and expanding agricultural centers in Zarqa governorate	67214	98400	98400	25000	0	0
	704	Establishing a building for farmers services / Ma'daba governorate	84713	171000	171000	20000	100000	100000
	705	Establishing and equipping buildings in Balqa' governorate	136915	272400	272400	30000	70000	70000
	706	Using the solar energy in the agriculture / Karak governorate	0	0	0	0	21000	0
	707	Agricultural machines and vehicles / Aqaba governorate	52000	0	0	0	0	0
	710	Expanding the building of Mafraq Agriculture directorate in Mafraq governorate	51556	0	0	0	0	0
	711	Maintaining warehouses in Al-Walah Agricultural station Ma'daba governorate	54983	0	0	0	0	0
	712	Agricultural heavy duty machines in Irbid governorate	93774	10000	0	0	0	0
	713	Maintain and expand buildings in Balqa' governorate	10443	5000	5000	60000	100000	100000
	714	Purchase agricultural heavy duty machines in Balqa' governorate	131977	0	0	0	0	0
	715	Establishing and maintaining buildings and stations in Al-Karak governorate	193547	74000	74000	70000	248000	210000
	717	Establishing and maintaining agricultural buildings in Ma'an governorate	40375	0	0	161000	130000	0
	718	Maintaining and rehabilitating agriculture directorates and centers in Aqaba governorate	75253	0	0	0	0	0
	719	Establish an Alqureqra agricultural center / Aqaba governorate	59660	0	0	0	0	0
720	Establishing and maintaining Northern Ghours agriculture centers, stations and buildings /Irbid governorate	0	34280	4569	0	0	0	
723	Agricultural guidance / Zarqa Governorate	0	0	0	10000	10000	0	
		Total of Program	7782868	7839895	6446769	3452000	4029000	3828000

(In JDs)

Capital Projects Appropriations According to Program								
Prog.	Projects		Actual	Estimated	Re-estimated	Estimated	Indicative	Indicative
			2019	2020	2020	2021	2022	2023
4025	003	Agricultural Research	1119724	1242000	930000	582000	650000	650000
	018	Establishing a building for the regional center in Deir Alla	177882	1000	1000	50000	0	0
	022	Increasing planting of irrigated wheat and barley seeds	227507	254500	254400	250000	280000	280000
	701	Improving camel management for milk production / Mafraq Governorate	22044	30000	15000	20000	0	0
	702	Cultivating the fodder by using non-traditional water / Mafraq governorate	16510	30000	15000	0	0	0
	703	Al-Khnassri station project in Al-Mafraq governorate	0	0	0	30000	0	0
	704	Solar energy projects in Mafraq governorate	26099	0	0	0	0	0
	705	Agricultural researches projects in Aqaba governorate	128289	8284	8284	125000	100000	0
	707	Building a center in Al-Khalidya station / Mafraq governorate	0	0	0	30000	980000	1000000
	708	Preserving an equine species / Mafraq Governorate	0	0	0	20000	0	0
	Total of Program		1718055	1565784	1223684	1107000	2010000	1930000
4005	014	Support and protection of livestock resources	378974	965000	965000	1155000	828000	590000
	017	Establishing antibiotic residues laboratory	43843	20000	20000	0	100000	100000
	701	Establishing and equipping veterinary laboratories and clinics in Irbid governorate	306938	51389	51389	125000	140000	60000
	702	Establishing and equipping veterinary laboratories and clinics in Mafraq governorate	174352	263585	131779	150000	0	0
	705	Establishing a modern veterinary clinic and veterinary laboratory to serve and develop the livestock sector / Jerash governorate	21182	0	0	0	0	0
	709	Agricultural Quarry - Al Mudawara Border Center / Ma'an Governorate	21132	50000	25000	20000	0	0
	710	Rehabilitating veterinary clinics and laboratories in Ma'an governorate	326308	22000	22000	89000	143000	43000
	711	Establishing veterinary clinics and laboratories in Aqaba governorate	148431	91716	0	106000	125000	0
	713	Establish and develop veterinary clinics in Zarqa' governorate	171934	97600	97600	60000	0	0
	715	livestock and veterinary / Mafraq Governorate	0	0	0	50000	50000	50000
716	Combating the Disease and plant worm (Syringopais Tempertella) in the Capital Governorate	0	0	0	5000	5000	5000	
	Total of Program		1593094	1561290	1312768	1760000	1391000	848000

(In JDs)

Capital Projects Appropriations According to Program								
Prog.	Projects		Actual	Estimated	Re-estimated	Estimated	Indicative	Indicative
			2019	2020	2020	2021	2022	2023
4020	024	Water harvest	0	0	0	100000	0	0
	025	Investment in small societies and lifting poor rural families out of poverty	261062	575000	575000	700000	1000000	1000000
	701	Irrigation canals, pipes and lining torrents canals / Irbid governorate	30000	0	0	0	0	0
	703	Reclamation of agricultural lands in districts of governorates / Mafraq governorate	99875	0	0	0	0	0
	704	Water harvest and improving income of poor families in Jerash governorate	543394	9170	9066	50000	180000	150000
	705	Reclamation of the lands in Ajloun governorate	222717	32900	32900	100000	225000	200000
	706	Reclamation of agricultural lands in Balqa' Governorate	150269	0	0	65000	130000	130000
	707	Reclamation of the agricultural lands in Zarqa governorate	340967	89000	89000	70000	0	0
	709	Water harvest project (collection of gardens water) / Karak governorate	247080	0	0	0	50000	100000
	710	Developmental projects for farmers in Ma'an governorate	97293	0	0	75000	205000	165000
	711	Supporting poor families in Ma'an Governorate	0	10000	10000	30000	45000	45000
	712	Protection of the valleys banks / Tafileh Governorate	43355	58000	58000	0	60000	80000
	713	Maintenance of channels and pipes and installation of irrigation pipes / Tafileh Governorate	73645	13000	13000	0	50000	100000
	716	Water harvest and improving income of poor families in the Capital governorate	673613	160000	160000	175000	175000	175000
	717	Improving poor rural families income in Northern Ghours / Irbid governorate	126357	10000	0	0	0	0
	718	Agricultural projects in Balqa' governorate	95189	97000	77000	190000	350000	350000
	719	Food security / Zarqa governorate	0	0	0	50000	50000	0
	720	Agricultural pattern modernization projects in Ma'daba governorate	0	0	0	50000	0	0
	722	Agricultural projects in Ma'daba governorate	0	0	0	90000	60000	60000
	723	Anti-poverty project (Al-Hakourah) in Ma'daba governorate	86626	0	0	0	0	0
	725	Open agricultural roads in Ma'an governorate	194623	0	0	0	0	0
	726	Agricultural development projects in Tafila governorate	306759	203689	203689	100000	630000	860000
	727	Support poor rural families in Ma'an governorate	27854	0	0	0	0	0
728	Reclaiming lands, agricultural development, and water harvesting in Irbid governorate	114040	74289	74000	303000	610000	821000	
729	Agricultural projects in the Southern Jordan Valley District / Karak Governorate	172023	30000	30000	0	0	0	
730	Income-generating projects for poor families, sheep and goats / Mafraq Governorate	0	0	0	0	50000	50000	
737	Water harvest (earthen dams) / Tafila Governorate	0	0	0	0	50000	100000	
739	Agricultural projects to improve the income level of families in Karak Governorate	0	0	0	0	223000	115000	
740	Drilling artesian wells in Ma'an Governorate	0	0	0	0	305000	360000	
	Total of Program		3906741	1362048	1331655	2148000	4448000	4861000

(In JDs)

Capital Projects Appropriations According to Program								
Prog.	Projects		Actual	Estimated	Re-estimated	Estimated	Indicative	Indicative
			2019	2020	2020	2021	2022	2023
4015	013	Development of pesticides residues laboratories	0	0	0	0	70000	0
	014	Establishing pesticides residues analysis laboratory/ Jordan Valley	125328	350000	350000	360000	250000	0
	017	Supporting plants wealth	570546	750000	565000	403000	1100000	1250000
	701	Establishing and equipping preventive laboratories in Irbid governorate	98059	0	0	0	0	0
	702	Combating the plant worm (Syringopais Tempertella) using the agricultural cycle in Irbid Governorate	35725	0	0	0	0	0
	703	Palm in Irbid governorate	13592	0	0	0	0	0
	704	Combating the plant worm (Syringopais Tempertella) (district and West Badia) / Mafrq governorate	37143	0	0	0	0	0
	706	Combating the plant worm 'Syringopais Tempertella' (Dhiban) / Ma'daba governorate	13925	0	0	0	0	0
	707	Combating the plant worm (Syringopais Tempertella) Karak - Al Qaser - Al-Mazar / Karak governorate	89060	131000	31000	75000	30000	25000
	709	Rehabilitating the orchards in Ma'an governorate	38439	0	0	20000	0	0
	710	Establishing the agricultural ponds / Tafileh governorate	52600	0	0	0	0	0
	711	Maintenance of agricultural stations / Tafileh governorate	113759	13811	13527	0	0	0
	712	Maintaining irrigation, springs, tubes and irrigation networks in Ma'daba governorate	26062	0	0	0	0	0
	713	Combating olives fly using traps / Ma'daba governorate	9439	0	0	0	0	0
	714	Water agriculture project (Al-mshagar station, Al-Walah agricultural station and Jreaneh Agricultural school) / Ma'daba governorate	60000	0	0	0	0	0
	715	Agricultural wealth Program (control of termites and control olive fruit fly, training and qualification program) / Mafrq governorate	0	0	0	0	50000	50000
	716	Phytosanitary Laboratory / Mafrq Governorate	0	0	0	100000	10000	0
717	Combat disease and olive fruit-fly in Karak governorate	0	0	0	70000	25000	0	
	Total of Program		1283677	1244811	959527	1028000	1535000	1325000
4010	009	Protecting and sustaining forestry resources	609989	780000	660000	645000	550000	550000
	010	Development of pastoral communities in Badia	62382	0	0	0	145000	0
	701	Protecting and developing the forestry resource / Mafrq Governorate	32597	0	0	0	50000	50000
	702	Rehabilitating forestry stations, nurseries and forest protection in Jerash governorate	270478	155830	155000	450000	380000	330000
	705	Rehabilitating the forestry stations, nurseries and researches in Ajloun governorate	560134	30200	30200	90000	135000	180000
	706	Improving the productivity of pastures and livestock in the Capital governorate	51792	10000	10000	55000	55000	55000
	707	Rehabilitating the forestry stations in Balq'a governorate	179250	67145	67145	0	0	0
	709	Developing and establishing pastoral reserves / Karak governorate	0	0	0	0	15000	0
	710	Rehabilitating the forestry, nurseries and agricultural extension in Ma'an Governorate	149204	0	0	35000	127000	150000
	712	Establishing forests and gardens in AL- Mafrq governorate	59312	50000	25000	0	0	0
	713	Model afforestation projects in Ma'daba governorate	9420	0	0	0	0	0
	715	Drilling wells and developing pastures in Al-Karak governorate	116126	211000	15252	20000	388000	405000
		Total of Program		2100684	1304175	962597	1295000	1845000
	Total		18385119	14878003	12237000	10790000	15258000	14512000

Overall Summary of Current Expenditures for the Years 2019 - 2023

Chapter: 2201 Ministry of Agriculture

(In JDs)

Group	Item	Description	Actual 2019	Estimated 2020	Re-estimated 2020	Estimated 2021	Indicative 2022	Indicative 2023
21		Compensations of Employees						
2111		Salaries, Wages and Allowances						
	101	Classified Employees	487904	180000	180000	126000	105000	80000
	102	Unclassified Employees	12593933	13411000	13259000	12812000	12880000	12954000
	103	Comprehensive Contract Employees	105982	130000	130000	99000	106000	113000
	105	Personal Cost of Living Allowance	11196418	10895000	10895000	10499000	10750000	10950000
	106	Family Cost of Living Allowance	1181686	1170000	1170000	1134000	1157000	1181000
	110	Overtime Allowance	67110	0	0	0	0	0
	111	Additional Allowance	6544866	6598000	6598000	9393000	9504000	9705000
	112	Other Allowances	95000	95000	95000	0	0	0
	113	Transportation Allowance	926898	965000	949000	999000	1030000	1061000
	114	Transport Allowance	1043992	1000000	995000	1045000	1115000	1150000
	115	Field Visit Allowance	9999	40000	40000	45000	45000	45000
	116	Employees' Bonuses	2399007	2050000	2050000	6800000	6800000	6800000
	120	Contract Employees	751330	750000	750000	835000	850000	865000
Total			37404125	37284000	37111000	43787000	44342000	44904000
2121		Social Security Contributions						
	301	Social Security	4547544	4720000	4720000	5550000	5633000	5718000
Total			4547544	4720000	4720000	5550000	5633000	5718000
22		Use of Goods and Services						
2211		Use of Goods and Services						
	201	Rents	588848	620000	605000	610000	610000	610000
	202	Telecommunications Services	87431	90000	88000	128000	135000	135000
	203	Water	49830	54000	51000	120000	130000	130000
	204	Electricity	179250	130000	130000	610000	700000	700000
	205	Fuels	197349	211000	211000	858000	950000	950000
	206	Maintenance of Machines, furniture and accessories	74896	70000	59000	60000	60000	60000
	207	Maintenance of vehicles, equipment and accessories	108963	160000	119000	144000	160000	160000
	208	Repair and maintenance of buildings and accessories	39134	40000	30000	35000	40000	40000
	209	Stationery, Publications and Office Supplies	59320	61000	51000	56000	61000	61000
	210	Substances and raw materials (medicines, clothes, food, films, etc..)	69808	64000	54000	75000	82000	82000
	211	Cleaning services and supplies including cleaning contracts	55364	60000	55000	120000	135000	135000
	212	Insurance	399444	400000	291000	440000	470000	470000
	213	Official Travel Missions	34956	34500	29500	90000	130000	130000
	214	Goods and services expenses	59579	54500	36500	121000	121000	121000
Total			2004172	2049000	1810000	3467000	3784000	3784000
25		Subsidies						
2511		Subsidies to Public Corporations						
	304	Subsidies to non-financial public corporations	300000	300000	300000	325000	325000	325000
Total			300000	300000	300000	325000	325000	325000
28		Other Expenditures						
2821		Other Current Expenditures						
	302	Contributions	0	0	0	120000	120000	120000
	303	Scientific scholarships and training courses	0	2000	2000	118000	118000	118000
	305	Non-Employees' Bonuses	20505	25000	16000	52000	52000	52000
Total			20505	27000	18000	290000	290000	290000
Total of Chapter			44276346	44380000	43959000	53419000	54374000	55021000

Program : 4001 - Administration and Support Services								
Activity : 601 - Administrative and Support Services								
Group	Item	Description	Actual 2019	Estimated 2020	Re-estimated 2020	Estimated 2021	Indicative 2022	Indicative 2023
21		Compensations of Employees						
2111		Salaries, Wages and Allowances						
	101	Classified Employees	189995	75000	75000	58000	48000	38000
	102	Unclassified Employees	5654805	5960000	5930000	5700000	5750000	5793000
	103	Comprehensive Contract Employees	70000	80000	80000	44000	46000	48000
	105	Personal Cost of Living Allowance	5185000	4850000	4850000	4513000	4613000	4713000
	106	Family Cost of Living Allowance	490000	490000	490000	455000	465000	475000
	111	Additional Allowance	2165000	2010000	2010000	3115000	3160000	3281000
	112	Other Allowances	95000	95000	95000	0	0	0
	113	Transportation Allowance	379965	395000	384000	400000	410000	420000
	114	Transport Allowance	470000	420000	420000	430000	440000	450000
	116	Employees' Bonuses	1572706	1145000	1145000	2650000	2650000	2650000
	120	Contract Employees	450000	305000	305000	340000	345000	350000
		Total	16722471	15825000	15784000	17705000	17927000	18218000
2121		Social Security Contributions						
	301	Social Security	2231341	2390000	2390000	2445000	2458000	2495000
		Total	2231341	2390000	2390000	2445000	2458000	2495000
22		Use of Goods and Services						
2211		Use of Goods and Services						
	201	Rents	588848	620000	605000	610000	610000	610000
	202	Telecommunications Services	39634	40000	38000	98000	105000	105000
	203	Water	25000	25000	22000	100000	110000	110000
	204	Electricity	124732	70000	70000	500000	560000	560000
	205	Fuels	94073	95000	95000	720000	800000	800000
		001 Heating	25000	25000	25000	50000	50000	50000
		002 Saloon vehicles	44073	45000	45000	370000	450000	450000
		003 Transport vehicles and heavy equipment	25000	25000	25000	300000	300000	300000
	206	Maintenance of Machines, furniture and accessories	44992	45000	39000	45000	45000	45000
	207	Maintenance of vehicles, equipment and accessories	88964	130000	99000	114000	130000	130000
	208	Repair and maintenance of buildings and accessories	29214	30000	20000	25000	30000	30000
	209	Stationery, Publications and Office Supplies	47490	48000	43000	43000	48000	48000
	210	Substances and raw materials (medicines, clothes, food, films, etc..)	28989	29000	24000	18000	25000	25000
	211	Cleaning services and supplies including cleaning contracts	31844	32000	27000	110000	115000	115000
	212	Insurance	349444	350000	273000	380000	410000	410000
	213	Official Travel Missions	20980	20000	17000	80000	120000	120000
	214	Goods and services expenses	30853	31500	16500	93000	93000	93000
		000 Goods and services expenses	30853	31500	16500	0	0	0
		001 Events and hospitality	0	0	0	15000	15000	15000
		008 Advertisements and subscriptions	0	0	0	45000	45000	45000
		013 Services, security and guarding contracts	0	0	0	21000	21000	21000
		028 Professional services expenditures	0	0	0	6000	6000	6000
		999 Miscellaneous	0	0	0	6000	6000	6000
		Total	1545057	1565500	1388500	2936000	3201000	3201000
25		Subsidies						
2511		Subsidies to Public Corporations						
	304	Subsidies to non-financial public corporations	300000	300000	300000	325000	325000	325000
		021 General Federation of Jordanian Farmers	250000	250000	250000	275000	275000	275000
		089 Jordan Valley Farmers Union	50000	50000	50000	50000	50000	50000
		Total	300000	300000	300000	325000	325000	325000
28		Other Expenditures						
2821		Other Current Expenditures						
	302	Contributions	0	0	0	120000	120000	120000
		011 Foreign contributions	0	0	0	120000	120000	120000
	303	Scientific scholarships and training courses	0	2000	2000	117000	117000	117000
	305	Non-Employees' Bonuses	20505	23000	14000	50000	50000	50000
		000 Non-employees' bonuses	20505	0	0	0	0	0
		999 Miscellaneous	0	23000	14000	50000	50000	50000
		Total	20505	25000	16000	287000	287000	287000
		Total of Activity	20819374	20105500	19878500	23698000	24198000	24526000
		Total of Program	20819374	20105500	19878500	23698000	24198000	24526000

Current Expenditures According to Program and Activities for the Years 2019 - 2023

Chapter : 2201 - Ministry of Agriculture

(In JDs)

Program : 4005 - Animal Resources, Veterinary and Laboratories								
Activity : 601 - Sustaining work of veterinary laboratories and animal production stations								
Group	Item	Description	Actual 2019	Estimated 2020	Re-estimated 2020	Estimated 2021	Indicative 2022	Indicative 2023
21		Compensations of Employees						
2111		Salaries, Wages and Allowances						
	101	Classified Employees	60000	16000	16000	9000	7000	5000
	102	Unclassified Employees	2300000	2311000	2311000	2300000	2305000	2312000
	105	Personal Cost of Living Allowance	2039625	1970000	1970000	1870000	1877000	1892000
	106	Family Cost of Living Allowance	220000	210000	210000	206000	208000	210000
	111	Additional Allowance	1219999	1275000	1275000	1937000	1948000	1959000
	113	Transportation Allowance	135000	150000	150000	158000	165000	172000
	114	Transport Allowance	204738	180000	180000	215000	220000	225000
	116	Employees' Bonuses	148255	150000	150000	1185000	1185000	1185000
	120	Contract Employees	59995	65000	65000	86000	87000	88000
		Total	6387612	6327000	6327000	7966000	8002000	8048000
2121		Social Security Contributions						
	301	Social Security	693907	700000	700000	925000	930000	935000
		Total	693907	700000	700000	925000	930000	935000
22		Use of Goods and Services						
2211		Use of Goods and Services						
	202	Telecommunications Services	10000	10000	10000	0	0	0
	203	Water	3694	4000	4000	0	0	0
	204	Electricity	5000	5000	5000	0	0	0
	205	Fuels	29000	29000	29000	0	0	0
	001	Heating	10000	10000	10000	0	0	0
	002	Saloon vehicles	10000	10000	10000	0	0	0
	003	Transport vehicles and heavy equipment	9000	9000	9000	0	0	0
	206	Maintenance of Machines, furniture and accessories	4996	5000	5000	0	0	0
	210	Substances and raw materials (medicines, clothes, food, films, etc..)	24976	25000	25000	25000	25000	25000
	211	Cleaning services and supplies including cleaning contracts	4000	4000	4000	0	0	0
	213	Official Travel Missions	4000	4000	4000	0	0	0
	214	Goods and services expenses	8999	9000	9000	0	0	0
		Total	94665	95000	95000	25000	25000	25000
		Total of Activity	7176184	7122000	7122000	8916000	8957000	9008000
		Total of Program	7176184	7122000	7122000	8916000	8957000	9008000

Program : 4010 - Forestry, Pastures and Nurseries Development								
Activity : 601 - Raising forestry awareness and guidance								
Group	Item	Description	Actual 2019	Estimated 2020	Re-estimated 2020	Estimated 2021	Indicative 2022	Indicative 2023
21		Compensations of Employees						
2111		Salaries, Wages and Allowances						
	101	Classified Employees	82000	30000	30000	17000	15000	12000
	102	Unclassified Employees	1250000	1440000	1440000	1400000	1403000	1410000
	105	Personal Cost of Living Allowance	1250000	1235000	1235000	1336000	1350000	1365000
	106	Family Cost of Living Allowance	160000	150000	150000	160000	165000	170000
	111	Additional Allowance	625000	640000	640000	1090000	1105000	1120000
	113	Transportation Allowance	100000	95000	90000	108000	110000	112000
	114	Transport Allowance	99992	105000	100000	120000	125000	130000
	116	Employees' Bonuses	90684	100000	100000	680000	680000	680000
	120	Contract Employees	49932	55000	55000	69000	70000	71000
		Total	3707608	3850000	3840000	4980000	5023000	5070000
2121		Social Security Contributions						
	301	Social Security	425000	425000	425000	560000	565000	570000
		Total	425000	425000	425000	560000	565000	570000
22		Use of Goods and Services						
2211		Use of Goods and Services						
	202	Telecommunications Services	9459	10000	10000	0	0	0
	203	Water	10000	10000	10000	0	0	0
	204	Electricity	4518	5000	5000	0	0	0
	205	Fuels	26428	27000	27000	0	0	0
	001	Heating	10000	10000	10000	0	0	0
	002	Saloon vehicles	9428	10000	10000	0	0	0
	003	Transport vehicles and heavy equipment	7000	7000	7000	0	0	0
	206	Maintenance of Machines, furniture and accessories	4997	5000	5000	0	0	0
	210	Substances and raw materials (medicines, clothes, food, films, etc..)	0	0	0	17000	17000	17000
	211	Cleaning services and supplies including cleaning contracts	3993	4000	4000	0	0	0
	213	Official Travel Missions	2498	2500	2500	0	0	0
	214	Goods and services expenses	4768	5000	5000	13000	13000	13000
	000	Goods and services expenses	4768	5000	5000	0	0	0
	001	Events and hospitality	0	0	0	3000	3000	3000
	088	Contingent expenditures	0	0	0	10000	10000	10000
		Total	66661	68500	68500	30000	30000	30000
		Total of Activity	4199269	4343500	4333500	5570000	5618000	5670000
		Total of Program	4199269	4343500	4333500	5570000	5618000	5670000
Program : 4015 - Plant Production and Protection								
Activity : 601 - Plant production and protection administration								
Group	Item	Description	Actual 2019	Estimated 2020	Re-estimated 2020	Estimated 2021	Indicative 2022	Indicative 2023
21		Compensations of Employees						
2111		Salaries, Wages and Allowances						
	101	Classified Employees	87000	15000	15000	13000	12000	10000
	102	Unclassified Employees	1480000	1680000	1680000	1612000	1614000	1620000
	105	Personal Cost of Living Allowance	1220000	1260000	1260000	1210000	1235000	1250000
	106	Family Cost of Living Allowance	150000	145000	145000	136000	136000	137000
	111	Additional Allowance	1050000	1090000	1090000	1436000	1446000	1470000
	113	Transportation Allowance	125000	125000	125000	133000	135000	137000
	114	Transport Allowance	130000	100000	100000	115000	120000	125000
	116	Employees' Bonuses	49632	50000	50000	815000	815000	815000
	120	Contract Employees	49846	55000	55000	60000	61000	62000
		Total	4341478	4520000	4520000	5530000	5574000	5626000
2121		Social Security Contributions						
	301	Social Security	450000	450000	450000	650000	660000	670000
		Total	450000	450000	450000	650000	660000	670000
		Total of Activity	4791478	4970000	4970000	6180000	6234000	6296000
		Total of Program	4791478	4970000	4970000	6180000	6234000	6296000

Current Expenditures According to Program and Activities for the Years 2019 - 2023

Chapter : 2201 - Ministry of Agriculture

(In JDs)

Program : 4020 - Land Reclamation and Development								
Activity : 601 - Lands development and reclamation administration								
Group	Item	Description	Actual 2019	Estimated 2020	Re-estimated 2020	Estimated 2021	Indicative 2022	Indicative 2023
21		Compensations of Employees						
2111		Salaries, Wages and Allowances						
	101	Classified Employees	37000	22000	22000	9000	8000	5000
	102	Unclassified Employees	435000	460000	460000	400000	403000	406000
	105	Personal Cost of Living Allowance	385000	380000	380000	370000	375000	380000
	106	Family Cost of Living Allowance	50000	45000	45000	42000	43000	44000
	111	Additional Allowance	360000	365000	365000	355000	365000	375000
	113	Transportation Allowance	45000	40000	40000	40000	45000	50000
	114	Transport Allowance	29997	35000	35000	35000	40000	45000
	116	Employees' Bonuses	50000	50000	50000	250000	250000	250000
	120	Contract Employees	50000	70000	70000	75000	77000	79000
		Total	1441997	1467000	1467000	1576000	1606000	1634000
2121		Social Security Contributions						
	301	Social Security	127387	150000	150000	190000	195000	200000
		Total	127387	150000	150000	190000	195000	200000
		Total of Activity	1569384	1617000	1617000	1766000	1801000	1834000
		Total of Program	1569384	1617000	1617000	1766000	1801000	1834000

Program : 4025 - The National Center for Agricultural Research and Extension								
Activity : 601 - Agricultural research and extension administration								
Group	Item	Description	Actual 2019	Estimated 2020	Re-estimated 2020	Estimated 2021	Indicative 2022	Indicative 2023
21		Compensations of Employees						
2111		Salaries, Wages and Allowances						
	101	Classified Employees	31909	22000	22000	20000	15000	10000
	102	Unclassified Employees	1474128	1560000	1438000	1400000	1405000	1413000
	103	Comprehensive Contract Employees	35982	50000	50000	55000	60000	65000
	105	Personal Cost of Living Allowance	1116793	1200000	1200000	1200000	1300000	1350000
	106	Family Cost of Living Allowance	111686	130000	130000	135000	140000	145000
	110	Overtime Allowance	67110	0	0	0	0	0
	111	Additional Allowance	1124867	1218000	1218000	1460000	1480000	1500000
	113	Transportation Allowance	141933	160000	160000	160000	165000	170000
	114	Transport Allowance	109265	160000	160000	130000	170000	175000
	115	Field Visit Allowance	9999	40000	40000	45000	45000	45000
	116	Employees' Bonuses	487730	555000	555000	1220000	1220000	1220000
	120	Contract Employees	91557	200000	200000	205000	210000	215000
		Total	4802959	5295000	5173000	6030000	6210000	6308000
2121		Social Security Contributions						
	301	Social Security	619909	605000	605000	780000	825000	848000
		Total	619909	605000	605000	780000	825000	848000
22		Use of Goods and Services						
2211		Use of Goods and Services						
	202	Telecommunications Services	28338	30000	30000	30000	30000	30000
	203	Water	11136	15000	15000	20000	20000	20000
	204	Electricity	45000	50000	50000	110000	140000	140000
	205	Fuels	47848	60000	60000	138000	150000	150000
	001	Heating	14848	20000	20000	46000	50000	50000
	002	Saloon vehicles	15000	20000	20000	46000	50000	50000
	003	Transport vehicles and heavy equipment	18000	20000	20000	46000	50000	50000
	206	Maintenance of Machines, furniture and accessories	19911	15000	10000	15000	15000	15000
	207	Maintenance of vehicles, equipment and accessories	19999	30000	20000	30000	30000	30000
	208	Repair and maintenance of buildings and accessories	9920	10000	10000	10000	10000	10000
	209	Stationery, Publications and Office Supplies	11830	13000	8000	13000	13000	13000
	210	Substances and raw materials (medicines, clothes, food, films, etc..)	15843	10000	5000	15000	15000	15000
	211	Cleaning services and supplies including cleaning contracts	15527	20000	20000	10000	20000	20000
	212	Insurance	50000	50000	18000	60000	60000	60000
	213	Official Travel Missions	7478	8000	6000	10000	10000	10000
	214	Goods and services expenses	14959	9000	6000	15000	15000	15000
	000	Goods and services expenses	14959	9000	6000	0	0	0
	001	Events and hospitality	0	0	0	3000	3000	3000
	084	Fees and licenses	0	0	0	5000	5000	5000
	121	Administrative expenses	0	0	0	7000	7000	7000
		Total	297789	320000	258000	476000	528000	528000
28		Other Expenditures						
2821		Other Current Expenditures						
	303	Scientific scholarships and training courses	0	0	0	1000	1000	1000
	305	Non-Employees' Bonuses	0	2000	2000	2000	2000	2000
		Total	0	2000	2000	3000	3000	3000
		Total of Activity	5720657	6222000	6038000	7289000	7566000	7687000
		Total of Program	5720657	6222000	6038000	7289000	7566000	7687000
		Total of Chapter	44276346	44380000	43959000	53419000	54374000	55021000

Overall Summary of Capital Expenditures for the Years 2019 - 2023

Chapter : 2201 Ministry of Agriculture

(In JDs)

Group	Item	Description	Actual 2019	Estimated 2020	Re-estimated 2020	Estimated 2021	Indicative 2022	Indicative 2023
		Expenditures						
21		Compensations of Employees						
2111		Salaries, Wages and Allowances						
	501	Salaries	2835605	3952000	2978600	300000	375000	375000
	502	Wages	1313467	1301500	1115681	1637000	2143000	2098000
Total			4149072	5253500	4094281	1937000	2518000	2473000
22		Use of Goods and Services						
2211		Use of Goods and Services						
	510	Buildings and facilities repair and maintenance	1216535	474355	419644	540000	1178000	1305000
	512	Operating and Sustaining Expenditures	3715373	3111170	2512066	405000	500000	400000
Total			4931908	3585525	2931710	945000	1678000	1705000
25		Subsidies						
2511		Subsidies to Public Corporations						
	520	Subsidies to non-financial public corporations/capital	262135	1062500	1062500	1062500	1062500	1062500
Total			262135	1062500	1062500	1062500	1062500	1062500
28		Other Expenditures						
2822		Other Capital Expenditures						
	504	Studies, Research and Consultations	142576	98000	89500	150000	1135000	1135000
Total			142576	98000	89500	150000	1135000	1135000
		Fixed Assets						
31		Non-financial Assets						
3111		Buildings and Constructions						
	508	Works and Constructions	4491154	2731700	2322857	3431000	4483000	3998000
Total			4491154	2731700	2322857	3431000	4483000	3998000
3112		Devices, Machinery and Equipment						
	505	Equipment, Machines and Devices	504867	390000	375000	508500	633500	527500
	506	Vehicles and Equipment	945512	261500	146500	222000	50000	50000
Total			1450379	651500	521500	730500	683500	577500
3113		Other Fixed Assets						
	511	Equipping and furnishing	196487	15000	15000	63000	115000	145000
Total			196487	15000	15000	63000	115000	145000
3122		Inventories						
	503	Materials and supplies	2761408	1480278	1199652	2321000	3583000	3416000
Total			2761408	1480278	1199652	2321000	3583000	3416000
3141		Lands						
	507	Lands	0	0	0	150000	0	0
Total			0	0	0	150000	0	0
Total of Chapter			18385119	14878003	12237000	10790000	15258000	14512000

Capital Expenditures According to Program and Projects for the Years 2019 - 2023

Chapter : 2201 Ministry of Agriculture

(In JDs)

Program 4001 Administration and Support Services								
Project		001 Sustaining and Developing Agricultural Services Project						
Fund Source		102001 Capital (Treasury)						
Group	Item	Description	Actual 2019	Estimated 2020	Re-estimated 2020	Estimated 2021	Indicative 2022	Indicative 2023
21		Compensations of Employees						
2111		Salaries, Wages and Allowances						
	501	Salaries						
	001	Salaries	2566959	3500000	2600100	75000	75000	75000
		Total of Item	2566959	3500000	2600100	75000	75000	75000
	502	Wages						
	001	Wages	38000	50000	50000	295000	350000	443000
		Total of Item	38000	50000	50000	295000	350000	443000
22		Use of Goods and Services						
2211		Use of Goods and Services						
	510	Buildings and facilities repair and maintenance						
	008	Buildings and facilities maintenance	107194	55000	35000	70000	100000	125000
		Total of Item	107194	55000	35000	70000	100000	125000
	512	Operating and Sustaining Expenditures						
	006	Devices, tools and equipment maintenance	26904	15000	5000	14000	15000	15000
	008	Qualification and training expenses	8964	15000	5000	0	0	0
	009	Fees	12495	5000	5000	4000	5000	5000
	010	Sales tax	1749	5000	5000	5000	5000	5000
	011	Capacity building expenses	49449	20000	8000	0	0	0
	012	Subscriptions, insurances	70000	70000	70000	0	0	0
	013	Services contracts	79294	80000	80000	0	0	0
	015	Operating systems and software	109114	50000	20000	30000	50000	50000
	017	Promotion, advertising and awareness	39952	35000	20000	0	0	0
	025	Cases and compensations fees	200903	125000	25000	160000	100000	100000
	032	Conferences, celebrations and workshops	0	0	0	10000	50000	50000
	035	Technical and administrative support	780488	451500	351500	0	0	0
	118	Repayment of due claims	892227	775000	775000	0	0	0
		Total of Item	2271539	1646500	1369500	223000	225000	225000
25		Subsidies						
2511		Subsidies to Public Corporations						
	520	Subsidies to non-financial public corporations/capital						
	012	Support to government programs and activities	62500	62500	62500	62500	62500	62500
		Total of Item	62500	62500	62500	62500	62500	62500

Capital Expenditures According to Program and Projects for the Years 2019 - 2023

Chapter : 2201 Ministry of Agriculture

(In JDs)

Program 4001 Administration and Support Services								
Project		001 Sustaining and Developing Agricultural Services Project						
Fund Source		102001 Capital (Treasury)						
Group	item	Description	Actual 2019	Estimated 2020	Re-estimated 2020	Estimated 2021	Indicative 2022	Indicative 2023
31		Non-financial Assets						
3112		Devices, Machinery and Equipment						
	505	Equipment, Machines and Devices						
	001	Computers and accessories	40308	55000	55000	10000	25000	25000
	003	Office supplies and equipment	524	9500	9500	5000	10000	10000
	007	Agricultural tools and equipment	0	10000	10000	20000	20000	20000
	012	Air Conditioners	0	5000	5000	5000	5000	5000
	023	Electrical devices and equipment	2026	5000	5000	5500	7500	7500
		Total of Item	42858	84500	84500	45500	67500	67500
	506	Vehicles and Equipment						
	014	Heavy equipment	0	40000	20000	0	0	0
		Total of Item	0	40000	20000	0	0	0
3122		Inventories						
	503	Materials and supplies						
	003	Agricultural supplies	0	15000	15000	30000	40000	40000
	019	Spare parts supplies	627846	399915	263400	390000	650000	650000
		Total of Item	627846	414915	278400	420000	690000	690000
3141		Lands						
	507	Lands						
	001	Lands expropriation and purchase	0	0	0	150000	0	0
		Total of Item	0	0	0	150000	0	0
		Total of Project / Treasury	5716896	5853415	4500000	1341000	1570000	1688000
Project		002 Agricultural Risks Fund						
Fund Source		102001 Capital (Treasury)						
Group	item	Description	Actual 2019	Estimated 2020	Re-estimated 2020	Estimated 2021	Indicative 2022	Indicative 2023
25		Subsidies						
2511		Subsidies to Public Corporations						
	520	Subsidies to non-financial public corporations/capital						
	018	Agricultural Risks Fund	199635	1000000	1000000	1000000	1000000	1000000
		Total of Item	199635	1000000	1000000	1000000	1000000	1000000
		Total of Project / Treasury	199635	1000000	1000000	1000000	1000000	1000000

Capital Expenditures According to Program and Projects for the Years 2019 - 2023

Chapter : 2201 Ministry of Agriculture

(In JDs)

Program 4001 Administration and Support Services								
Project 009 Border Centers Development								
Fund Source 102001 Capital (Treasury)								
Group	Item	Description	Actual 2019	Estimated 2020	Re-estimated 2020	Estimated 2021	Indicative 2022	Indicative 2023
22		Use of Goods and Services						
2211		Use of Goods and Services						
	510	Buildings and facilities repair and maintenance						
	008	Buildings and facilities maintenance	0	5000	5000	0	20000	20000
		Total of Item	0	5000	5000	0	20000	20000
	512	Operating and Sustaining Expenditures						
	008	Qualification and training expenses	0	0	0	0	15000	15000
		Total of Item	0	0	0	0	15000	15000
31		Non-financial Assets						
3111		Buildings and Constructions						
	508	Works and Constructions						
	013	Construction of buildings	0	0	0	0	20000	20000
		Total of Item	0	0	0	0	20000	20000
3112		Devices, Machinery and Equipment						
	505	Equipment, Machines and Devices						
	007	Agricultural tools and equipment	3717	5000	5000	0	45000	95000
		Total of Item	3717	5000	5000	0	45000	95000
		Total of Project / Treasury	3717	10000	10000	0	100000	150000
Project 010 Establishment of agriculture database								
Fund Source 102001 Capital (Treasury)								
Group	Item	Description	Actual 2019	Estimated 2020	Re-estimated 2020	Estimated 2021	Indicative 2022	Indicative 2023
22		Use of Goods and Services						
2211		Use of Goods and Services						
	512	Operating and Sustaining Expenditures						
	015	Operating systems and software	157136	55000	55000	80000	150000	50000
		Total of Item	157136	55000	55000	80000	150000	50000
31		Non-financial Assets						
3112		Devices, Machinery and Equipment						
	505	Equipment, Machines and Devices						
	001	Computers and accessories	0	0	0	10000	20000	0
		Total of Item	0	0	0	10000	20000	0
		Total of Project / Treasury	157136	55000	55000	90000	170000	50000

Capital Expenditures According to Program and Projects for the Years 2019 - 2023

Chapter : 2201 Ministry of Agriculture

(In JDs)

Program 4001 Administration and Support Services								
Project		701 Constructing and maintaining buildings in Ajloun governorate						
Fund Source		102001 Capital (Treasury)						
Group	item	Description	Actual 2019	Estimated 2020	Re-estimated 2020	Estimated 2021	Indicative 2022	Indicative 2023
22		Use of Goods and Services						
2211		Use of Goods and Services						
	510	Buildings and facilities repair and maintenance						
	009	Buildings repair and renovation	0	15500	15500	10000	10000	10000
		Total of Item	0	15500	15500	10000	10000	10000
28		Other Expenditures						
2822		Other Capital Expenditures						
	504	Studies, Research and Consultations						
	014	Studies, research and design	6084	4500	4500	0	0	0
		Total of Item	6084	4500	4500	0	0	0
31		Non-financial Assets						
3111		Buildings and Constructions						
	508	Works and Constructions						
	013	Construction of buildings	95029	93900	93900	150000	250000	300000
		Total of Item	95029	93900	93900	150000	250000	300000
		Total of Project / Treasury	101113	113900	113900	160000	260000	310000
Project		702 Improving the agricultural facilities in the capital governorate						
Fund Source		102001 Capital (Treasury)						
Group	item	Description	Actual 2019	Estimated 2020	Re-estimated 2020	Estimated 2021	Indicative 2022	Indicative 2023
22		Use of Goods and Services						
2211		Use of Goods and Services						
	510	Buildings and facilities repair and maintenance						
	008	Buildings and facilities maintenance	39335	12500	12500	0	0	0
	009	Buildings repair and renovation	0	0	0	35000	0	0
		Total of Item	39335	12500	12500	35000	0	0
31		Non-financial Assets						
3111		Buildings and Constructions						
	508	Works and Constructions						
	013	Construction of buildings	207080	130000	130000	350000	250000	150000
		Total of Item	207080	130000	130000	350000	250000	150000
3112		Devices, Machinery and Equipment						
	505	Equipment, Machines and Devices						
	007	Agricultural tools and equipment	26247	0	0	0	0	0
	062	Solar cells systems and equipment	0	0	0	15000	0	0
		Total of Item	26247	0	0	15000	0	0
	506	Vehicles and Equipment						
	003	Pick-up vehicles	240900	0	0	0	0	0
	008	Tractors	38399	0	0	0	0	0
	011	Trucks	0	0	0	85000	0	0
		Total of Item	279299	0	0	85000	0	0
		Total of Project / Treasury	551961	142500	142500	485000	250000	150000

Capital Expenditures According to Program and Projects for the Years 2019 - 2023

Chapter : 2201 Ministry of Agriculture

(In JDs)

Program 4001 Administration and Support Services								
Project		703 Establishing and expanding agricultural centers in Zarqa governorate						
Fund Source		102001 Capital (Treasury)						
Group	item	Description	Actual 2019	Estimated 2020	Re-estimated 2020	Estimated 2021	Indicative 2022	Indicative 2023
22		Use of Goods and Services						
2211		Use of Goods and Services						
	510	Buildings and facilities repair and maintenance						
	009	Buildings repair and renovation	66300	3400	3400	0	0	0
		Total of Item	66300	3400	3400	0	0	0
31		Non-financial Assets						
3111		Buildings and Constructions						
	508	Works and Constructions						
	013	Construction of buildings	914	70000	70000	25000	0	0
		Total of Item	914	70000	70000	25000	0	0
3112		Devices, Machinery and Equipment						
	506	Vehicles and Equipment						
	003	Pick-up vehicles	0	20000	20000	0	0	0
		Total of Item	0	20000	20000	0	0	0
3113		Other Fixed Assets						
	511	Equipping and furnishing						
	006	Furnishing and equipping the buildings and facilities	0	5000	5000	0	0	0
		Total of Item	0	5000	5000	0	0	0
		Total of Project / Treasury	67214	98400	98400	25000	0	0
Project		704 Establishing a building for farmers services / Ma'daba governorate						
Fund Source		102001 Capital (Treasury)						
Group	item	Description	Actual 2019	Estimated 2020	Re-estimated 2020	Estimated 2021	Indicative 2022	Indicative 2023
28		Other Expenditures						
2822		Other Capital Expenditures						
	504	Studies, Research and Consultations						
	014	Studies, research and design	6084	0	0	0	0	0
		Total of Item	6084	0	0	0	0	0
31		Non-financial Assets						
3111		Buildings and Constructions						
	508	Works and Constructions						
	013	Construction of buildings	78629	171000	171000	20000	100000	100000
		Total of Item	78629	171000	171000	20000	100000	100000
		Total of Project / Treasury	84713	171000	171000	20000	100000	100000
Project		705 Establishing and equipping buildings in Balqa' governorate						
Fund Source		102001 Capital (Treasury)						
Group	item	Description	Actual 2019	Estimated 2020	Re-estimated 2020	Estimated 2021	Indicative 2022	Indicative 2023
31		Non-financial Assets						
3111		Buildings and Constructions						
	508	Works and Constructions						
	013	Construction of buildings	117303	272400	272400	30000	70000	70000
		Total of Item	117303	272400	272400	30000	70000	70000
3122		Inventories						
	503	Materials and supplies						
	002	Medical supplies and consumables	19612	0	0	0	0	0
		Total of Item	19612	0	0	0	0	0
		Total of Project / Treasury	136915	272400	272400	30000	70000	70000

Capital Expenditures According to Program and Projects for the Years 2019 - 2023

Chapter : 2201 Ministry of Agriculture

(In JDs)

Program 4001 Administration and Support Services								
Project		706 Using the solar energy in the agriculture / Karak governorate						
Fund Source		102001 Capital (Treasury)						
Group	item	Description	Actual 2019	Estimated 2020	Re-estimated 2020	Estimated 2021	Indicative 2022	Indicative 2023
31		Non-financial Assets						
3112		Devices, Machinery and Equipment						
	505	Equipment, Machines and Devices						
	062	Solar cells systems and equipment	0	0	0	0	21000	0
		Total of Item	0	0	0	0	21000	0
		Total of Project / Treasury	0	0	0	0	21000	0
Project		707 Agricultural machines and vehicles / Aqaba governorate						
Fund Source		102001 Capital (Treasury)						
Group	item	Description	Actual 2019	Estimated 2020	Re-estimated 2020	Estimated 2021	Indicative 2022	Indicative 2023
31		Non-financial Assets						
3112		Devices, Machinery and Equipment						
	505	Equipment, Machines and Devices						
	007	Agricultural tools and equipment	10000	0	0	0	0	0
	012	Air Conditioners	4200	0	0	0	0	0
		Total of Item	14200	0	0	0	0	0
	506	Vehicles and Equipment						
	003	Pick-up vehicles	37800	0	0	0	0	0
		Total of Item	37800	0	0	0	0	0
		Total of Project / Treasury	52000	0	0	0	0	0
Project		710 Expanding the building of Mafraq Agriculture directorate in Mafraq governorate						
Fund Source		102001 Capital (Treasury)						
Group	item	Description	Actual 2019	Estimated 2020	Re-estimated 2020	Estimated 2021	Indicative 2022	Indicative 2023
31		Non-financial Assets						
3111		Buildings and Constructions						
	508	Works and Constructions						
	013	Construction of buildings	51556	0	0	0	0	0
		Total of Item	51556	0	0	0	0	0
		Total of Project / Treasury	51556	0	0	0	0	0
Project		711 Maintaining warehouses in Al-Walah Agricultural station Ma'daba governorate						
Fund Source		102001 Capital (Treasury)						
Group	item	Description	Actual 2019	Estimated 2020	Re-estimated 2020	Estimated 2021	Indicative 2022	Indicative 2023
22		Use of Goods and Services						
2211		Use of Goods and Services						
	510	Buildings and facilities repair and maintenance						
	009	Buildings repair and renovation	54983	0	0	0	0	0
		Total of Item	54983	0	0	0	0	0
		Total of Project / Treasury	54983	0	0	0	0	0
Project		712 Agricultural heavy duty machines in Irbid governorate						
Fund Source		102001 Capital (Treasury)						
Group	item	Description	Actual 2019	Estimated 2020	Re-estimated 2020	Estimated 2021	Indicative 2022	Indicative 2023
31		Non-financial Assets						
3112		Devices, Machinery and Equipment						
	506	Vehicles and Equipment						
	008	Tractors	93774	10000	0	0	0	0
		Total of Item	93774	10000	0	0	0	0
		Total of Project / Treasury	93774	10000	0	0	0	0

Capital Expenditures According to Program and Projects for the Years 2019 - 2023

Chapter : 2201 Ministry of Agriculture

(In JDs)

Program 4001 Administration and Support Services								
Project		713 Maintain and expand buildings in Balqa' governorate						
Fund Source		102001 Capital (Treasury)						
Group	item	Description	Actual 2019	Estimated 2020	Re-estimated 2020	Estimated 2021	Indicative 2022	Indicative 2023
22		Use of Goods and Services						
2211		Use of Goods and Services						
	510	Buildings and facilities repair and maintenance						
	009	Buildings repair and renovation	10443	0	0	30000	70000	70000
		Total of Item	10443	0	0	30000	70000	70000
31		Non-financial Assets						
3112		Devices, Machinery and Equipment						
	505	Equipment, Machines and Devices						
	062	Solar cells systems and equipment	0	5000	5000	0	0	0
		Total of Item	0	5000	5000	0	0	0
3122		Inventories						
	503	Materials and supplies						
	003	Agricultural supplies	0	0	0	30000	30000	30000
		Total of Item	0	0	0	30000	30000	30000
		Total of Project / Treasury	10443	5000	5000	60000	100000	100000
Project		714 Purchase agricultural heavy duty machines in Balqa' governorate						
Fund Source		102001 Capital (Treasury)						
Group	item	Description	Actual 2019	Estimated 2020	Re-estimated 2020	Estimated 2021	Indicative 2022	Indicative 2023
31		Non-financial Assets						
3112		Devices, Machinery and Equipment						
	506	Vehicles and Equipment						
	003	Pick-up vehicles	61000	0	0	0	0	0
	008	Tractors	56990	0	0	0	0	0
		Total of Item	117990	0	0	0	0	0
3122		Inventories						
	503	Materials and supplies						
	002	Medical supplies and consumables	8997	0	0	0	0	0
	006	Laboratories supplies and materials	4990	0	0	0	0	0
		Total of Item	13987	0	0	0	0	0
		Total of Project / Treasury	131977	0	0	0	0	0

Capital Expenditures According to Program and Projects for the Years 2019 - 2023

Chapter : 2201 Ministry of Agriculture

(In JDs)

Program 4001 Administration and Support Services								
Project		715 Establishing and maintaining buildings and stations in Al-Karak governorate						
Fund Source		102001 Capital (Treasury)						
Group	item	Description	Actual 2019	Estimated 2020	Re-estimated 2020	Estimated 2021	Indicative 2022	Indicative 2023
22		Use of Goods and Services						
2211		Use of Goods and Services						
	510	Buildings and facilities repair and maintenance						
	008	Buildings and facilities maintenance	9158	0	0	0	0	0
		Total of Item	9158	0	0	0	0	0
31		Non-financial Assets						
3111		Buildings and Constructions						
	508	Works and Constructions						
	013	Construction of buildings	130026	59000	59000	40000	248000	210000
		Total of Item	130026	59000	59000	40000	248000	210000
3112		Devices, Machinery and Equipment						
	505	Equipment, Machines and Devices						
	009	Laboratories and Measurement Devices	0	15000	15000	0	0	0
		Total of Item	0	15000	15000	0	0	0
	506	Vehicles and Equipment						
	003	Pick-up vehicles	0	0	0	25000	0	0
		Total of Item	0	0	0	25000	0	0
3122		Inventories						
	503	Materials and supplies						
	002	Medical supplies and consumables	27363	0	0	0	0	0
	003	Agricultural supplies	27000	0	0	0	0	0
	006	Laboratories supplies and materials	0	0	0	5000	0	0
		Total of Item	54363	0	0	5000	0	0
		Total of Project / Treasury	193547	74000	74000	70000	248000	210000
Project		717 Establishing and maintaining agricultural buildings in Ma'an governorate						
Fund Source		102001 Capital (Treasury)						
Group	item	Description	Actual 2019	Estimated 2020	Re-estimated 2020	Estimated 2021	Indicative 2022	Indicative 2023
22		Use of Goods and Services						
2211		Use of Goods and Services						
	510	Buildings and facilities repair and maintenance						
	009	Buildings repair and renovation	40375	0	0	0	0	0
		Total of Item	40375	0	0	0	0	0
31		Non-financial Assets						
3111		Buildings and Constructions						
	508	Works and Constructions						
	013	Construction of buildings	0	0	0	161000	130000	0
		Total of Item	0	0	0	161000	130000	0
		Total of Project / Treasury	40375	0	0	161000	130000	0
Project		718 Maintaining and rehabilitating agriculture directorates and centers in Aqaba governorate						
Fund Source		102001 Capital (Treasury)						
Group	item	Description	Actual 2019	Estimated 2020	Re-estimated 2020	Estimated 2021	Indicative 2022	Indicative 2023
22		Use of Goods and Services						
2211		Use of Goods and Services						
	510	Buildings and facilities repair and maintenance						
	008	Buildings and facilities maintenance	49745	0	0	0	0	0
	009	Buildings repair and renovation	25508	0	0	0	0	0
		Total of Item	75253	0	0	0	0	0
		Total of Project / Treasury	75253	0	0	0	0	0

Capital Expenditures According to Program and Projects for the Years 2019 - 2023

Chapter : 2201 Ministry of Agriculture

(In JDs)

Program 4001 Administration and Support Services								
Project 719 Establish an Alqureqra agricultural center / Aqaba governorate								
Fund Source 102001 Capital (Treasury)								
Group	item	Description	Actual 2019	Estimated 2020	Re-estimated 2020	Estimated 2021	Indicative 2022	Indicative 2023
31		Non-financial Assets						
3111		Buildings and Constructions						
	508	Works and Constructions						
	013	Construction of buildings	59660	0	0	0	0	0
		Total of Item	59660	0	0	0	0	0
		Total of Project / Treasury	59660	0	0	0	0	0
Project 720 Establishing and maintaining Northern Ghours agriculture centers, stations and buildings /Irbid governorate								
Fund Source 102001 Capital (Treasury)								
Group	item	Description	Actual 2019	Estimated 2020	Re-estimated 2020	Estimated 2021	Indicative 2022	Indicative 2023
22		Use of Goods and Services						
2211		Use of Goods and Services						
	510	Buildings and facilities repair and maintenance						
	009	Buildings repair and renovation	0	34280	4569	0	0	0
		Total of Item	0	34280	4569	0	0	0
		Total of Project / Treasury	0	34280	4569	0	0	0
Project 723 Agricultural guidance / Zarqa Governorate								
Fund Source 102001 Capital (Treasury)								
Group	item	Description	Actual 2019	Estimated 2020	Re-estimated 2020	Estimated 2021	Indicative 2022	Indicative 2023
31		Non-financial Assets						
3122		Inventories						
	503	Materials and supplies						
	003	Agricultural supplies	0	0	0	10000	10000	0
		Total of Item	0	0	0	10000	10000	0
		Total of Project / Treasury	0	0	0	10000	10000	0
Total of Program			7782868	7839895	6446769	3452000	4029000	3828000

Capital Expenditures According to Program and Projects for the Years 2019 - 2023

Chapter : 2201 Ministry of Agriculture

(In JDs)

Program 4005 Animal Resources, Veterinary and Laboratories								
Project		014 Support and protection of livestock resources						
Fund Source		102001 Capital (Treasury)						
Group	Item	Description	Actual 2019	Estimated 2020	Re-estimated 2020	Estimated 2021	Indicative 2022	Indicative 2023
21		Compensations of Employees						
2111		Salaries, Wages and Allowances						
	502	Wages						
	001	Wages	150000	200000	200000	335000	338000	200000
		Total of Item	150000	200000	200000	335000	338000	200000
22		Use of Goods and Services						
2211		Use of Goods and Services						
	510	Buildings and facilities repair and maintenance						
	008	Buildings and facilities maintenance	0	0	0	20000	20000	20000
		Total of Item	0	0	0	20000	20000	20000
	512	Operating and Sustaining Expenditures						
	006	Devices, tools and equipment maintenance	0	5000	5000	10000	20000	20000
	035	Technical and administrative support	50000	50000	50000	0	0	0
	118	Repayment of due claims	0	100000	100000	0	0	0
		Total of Item	50000	155000	155000	10000	20000	20000
31		Non-financial Assets						
3111		Buildings and Constructions						
	508	Works and Constructions						
	013	Construction of buildings	0	400000	400000	500000	240000	140000
		Total of Item	0	400000	400000	500000	240000	140000
3112		Devices, Machinery and Equipment						
	505	Equipment, Machines and Devices						
	002	Medical devices and equipment	0	0	0	2500	0	0
	003	Office supplies and equipment	0	0	0	2500	0	0
		Total of Item	0	0	0	5000	0	0
3122		Inventories						
	503	Materials and supplies						
	002	Medical supplies and consumables	35960	40000	40000	90000	40000	40000
	003	Agricultural supplies	143014	70000	70000	55000	70000	70000
	006	Laboratories supplies and materials	0	0	0	35000	0	0
	021	Fodder, fertilizers and insecticides	0	100000	100000	105000	100000	100000
		Total of Item	178974	210000	210000	285000	210000	210000
		Total of Project / Treasury	378974	965000	965000	1155000	828000	590000

Capital Expenditures According to Program and Projects for the Years 2019 - 2023

Chapter : 2201 Ministry of Agriculture

(In JDs)

Program 4005 Animal Resources, Veterinary and Laboratories								
Project		017 Establishing antibiotic residues laboratory						
Fund Source		102001 Capital (Treasury)						
Group	item	Description	Actual 2019	Estimated 2020	Re-estimated 2020	Estimated 2021	Indicative 2022	Indicative 2023
22		Use of Goods and Services						
2211		Use of Goods and Services						
	510	Buildings and facilities repair and maintenance						
	008	Buildings and facilities maintenance	0	0	0	0	10000	0
		Total of Item	0	0	0	0	10000	0
31		Non-financial Assets						
3112		Devices, Machinery and Equipment						
	505	Equipment, Machines and Devices						
	009	Laboratories and Measurement Devices	25033	0	0	0	45000	0
		Total of Item	25033	0	0	0	45000	0
3113		Other Fixed Assets						
	511	Equipping and furnishing						
	006	Furnishing and equipping the buildings and facilities	0	0	0	0	5000	100000
		Total of Item	0	0	0	0	5000	100000
3122		Inventories						
	503	Materials and supplies						
	006	Laboratories supplies and materials	18810	20000	20000	0	40000	0
		Total of Item	18810	20000	20000	0	40000	0
		Total of Project / Treasury	43843	20000	20000	0	100000	100000
Project		701 Establishing and equipping veterinary laboratories and clinics in Irbid governorate						
Fund Source		102001 Capital (Treasury)						
Group	item	Description	Actual 2019	Estimated 2020	Re-estimated 2020	Estimated 2021	Indicative 2022	Indicative 2023
28		Other Expenditures						
2822		Other Capital Expenditures						
	504	Studies, Research and Consultations						
	014	Studies, research and design	6084	0	0	0	0	0
		Total of Item	6084	0	0	0	0	0
31		Non-financial Assets						
3111		Buildings and Constructions						
	508	Works and Constructions						
	012	Construction of veterinary clinics	99708	11749	11749	0	0	0
	013	Construction of buildings	103754	33640	33640	100000	100000	0
		Total of Item	203462	45389	45389	100000	100000	0
3112		Devices, Machinery and Equipment						
	506	Vehicles and Equipment						
	003	Pick-up vehicles	81000	0	0	0	0	0
		Total of Item	81000	0	0	0	0	0
3122		Inventories						
	503	Materials and supplies						
	002	Medical supplies and consumables	0	0	0	25000	40000	60000
	003	Agricultural supplies	16392	6000	6000	0	0	0
		Total of Item	16392	6000	6000	25000	40000	60000
		Total of Project / Treasury	306938	51389	51389	125000	140000	60000

Capital Expenditures According to Program and Projects for the Years 2019 - 2023

Chapter : 2201 Ministry of Agriculture

(In JDs)

Program 4005 Animal Resources, Veterinary and Laboratories								
Project		702 Establishing and equipping veterinary laboratories and clinics in Mafraq governorate						
Fund Source		102001 Capital (Treasury)						
Group	item	Description	Actual 2019	Estimated 2020	Re-estimated 2020	Estimated 2021	Indicative 2022	Indicative 2023
28		Other Expenditures						
2822		Other Capital Expenditures						
	504	Studies, Research and Consultations						
	014	Studies, research and design	1080	0	0	0	0	0
		Total of Item	1080	0	0	0	0	0
31		Non-financial Assets						
3111		Buildings and Constructions						
	508	Works and Constructions						
	012	Construction of veterinary clinics	132018	263585	131779	150000	0	0
		Total of Item	132018	263585	131779	150000	0	0
3112		Devices, Machinery and Equipment						
	506	Vehicles and Equipment						
	003	Pick-up vehicles	40500	0	0	0	0	0
		Total of Item	40500	0	0	0	0	0
3113		Other Fixed Assets						
	511	Equipping and furnishing						
	005	Laboratories furnishings	754	0	0	0	0	0
		Total of Item	754	0	0	0	0	0
		Total of Project / Treasury	174352	263585	131779	150000	0	0
Project		705 Establishing a modern veterinary clinic and veterinary laboratory to serve and develop the livestock sector / Jerash governorate						
Fund Source		102001 Capital (Treasury)						
Group	item	Description	Actual 2019	Estimated 2020	Re-estimated 2020	Estimated 2021	Indicative 2022	Indicative 2023
28		Other Expenditures						
2822		Other Capital Expenditures						
	504	Studies, Research and Consultations						
	014	Studies, research and design	6084	0	0	0	0	0
		Total of Item	6084	0	0	0	0	0
31		Non-financial Assets						
3113		Other Fixed Assets						
	511	Equipping and furnishing						
	005	Laboratories furnishings	15098	0	0	0	0	0
		Total of Item	15098	0	0	0	0	0
		Total of Project / Treasury	21182	0	0	0	0	0

Capital Expenditures According to Program and Projects for the Years 2019 - 2023

Chapter : 2201 Ministry of Agriculture

(In JDs)

Program 4005 Animal Resources, Veterinary and Laboratories								
Project 709 Agricultural Quarry - Al Mudawara Border Center / Ma'an Governorate								
Fund Source 102001 Capital (Treasury)								
Group	Item	Description	Actual 2019	Estimated 2020	Re-estimated 2020	Estimated 2021	Indicative 2022	Indicative 2023
31		Non-financial Assets						
3111		Buildings and Constructions						
	508	Works and Constructions						
	013	Construction of buildings	18379	50000	25000	0	0	0
		Total of Item	18379	50000	25000	0	0	0
3112		Devices, Machinery and Equipment						
	505	Equipment, Machines and Devices						
	001	Computers and accessories	0	0	0	1000	0	0
	003	Office supplies and equipment	0	0	0	2000	0	0
	012	Air Conditioners	0	0	0	4000	0	0
	023	Electrical devices and equipment	0	0	0	5000	0	0
		Total of Item	0	0	0	12000	0	0
3113		Other Fixed Assets						
	511	Equipping and furnishing						
	006	Furnishing and equipping the buildings and facilities	2753	0	0	5000	0	0
		Total of Item	2753	0	0	5000	0	0
3122		Inventories						
	503	Materials and supplies						
	002	Medical supplies and consumables	0	0	0	1000	0	0
	003	Agricultural supplies	0	0	0	2000	0	0
		Total of Item	0	0	0	3000	0	0
		Total of Project / Treasury	21132	50000	25000	20000	0	0

Capital Expenditures According to Program and Projects for the Years 2019 - 2023

Chapter : 2201 Ministry of Agriculture

(In JDs)

Program 4005 Animal Resources, Veterinary and Laboratories								
Project		710 Rehabilitating veterinary clinics and laboratories in Ma'an governorate						
Fund Source		102001 Capital (Treasury)						
Group	item	Description	Actual 2019	Estimated 2020	Re-estimated 2020	Estimated 2021	Indicative 2022	Indicative 2023
22		Use of Goods and Services						
2211		Use of Goods and Services						
	512	Operating and Sustaining Expenditures						
	006	Devices, tools and equipment maintenance	4846	0	0	0	0	0
		Total of Item	4846	0	0	0	0	0
31		Non-financial Assets						
3111		Buildings and Constructions						
	508	Works and Constructions						
	012	Construction of veterinary clinics	160294	7500	7500	0	0	0
	013	Construction of buildings	125040	14500	14500	0	0	0
		Total of Item	285334	22000	22000	0	0	0
3112		Devices, Machinery and Equipment						
	505	Equipment, Machines and Devices						
	001	Computers and accessories	0	0	0	1800	0	0
	023	Electrical devices and equipment	0	0	0	6200	0	0
	036	Cameras	0	0	0	2000	0	0
		Total of Item	0	0	0	10000	0	0
	506	Vehicles and Equipment						
	003	Pick-up vehicles	20250	0	0	25000	0	0
		Total of Item	20250	0	0	25000	0	0
3113		Other Fixed Assets						
	511	Equipping and furnishing						
	006	Furnishing and equipping the buildings and facilities	0	0	0	6000	80000	10000
		Total of Item	0	0	0	6000	80000	10000
3122		Inventories						
	503	Materials and supplies						
	002	Medical supplies and consumables	7500	0	0	18000	63000	33000
	003	Agricultural supplies	8378	0	0	30000	0	0
		Total of Item	15878	0	0	48000	63000	33000
		Total of Project / Treasury	326308	22000	22000	89000	143000	43000
Project		711 Establishing veterinary clinics and laboratories in Aqaba governorate						
Fund Source		102001 Capital (Treasury)						
Group	item	Description	Actual 2019	Estimated 2020	Re-estimated 2020	Estimated 2021	Indicative 2022	Indicative 2023
28		Other Expenditures						
2822		Other Capital Expenditures						
	504	Studies, Research and Consultations						
	014	Studies, research and design	6598	0	0	20000	0	0
		Total of Item	6598	0	0	20000	0	0
31		Non-financial Assets						
3111		Buildings and Constructions						
	508	Works and Constructions						
	012	Construction of veterinary clinics	96748	91716	0	86000	0	0
	013	Construction of buildings	0	0	0	0	125000	0
		Total of Item	96748	91716	0	86000	125000	0
3122		Inventories						
	503	Materials and supplies						
	003	Agricultural supplies	45085	0	0	0	0	0
		Total of Item	45085	0	0	0	0	0
		Total of Project / Treasury	148431	91716	0	106000	125000	0

Capital Expenditures According to Program and Projects for the Years 2019 - 2023

Chapter : 2201 Ministry of Agriculture

(In JDs)

Program 4005 Animal Resources, Veterinary and Laboratories								
Project		713 Establish and develop veterinary clinics in Zarqa' governorate						
Fund Source		102001 Capital (Treasury)						
Group	item	Description	Actual 2019	Estimated 2020	Re-estimated 2020	Estimated 2021	Indicative 2022	Indicative 2023
22		Use of Goods and Services						
2211		Use of Goods and Services						
	510	Buildings and facilities repair and maintenance						
	009	Buildings repair and renovation	26378	0	0	0	0	0
		Total of Item	26378	0	0	0	0	0
31		Non-financial Assets						
3111		Buildings and Constructions						
	508	Works and Constructions						
	012	Construction of veterinary clinics	62556	45600	45600	0	0	0
		Total of Item	62556	45600	45600	0	0	0
3112		Devices, Machinery and Equipment						
	505	Equipment, Machines and Devices						
	007	Agricultural tools and equipment	28000	0	0	0	0	0
		Total of Item	28000	0	0	0	0	0
	506	Vehicles and Equipment						
	003	Pick-up vehicles	20000	20000	20000	0	0	0
		Total of Item	20000	20000	20000	0	0	0
3122		Inventories						
	503	Materials and supplies						
	002	Medical supplies and consumables	35000	20000	20000	50000	0	0
	003	Agricultural supplies	0	12000	12000	0	0	0
	021	Fodder, fertilizers and insecticides	0	0	0	10000	0	0
		Total of Item	35000	32000	32000	60000	0	0
		Total of Project / Treasury	171934	97600	97600	60000	0	0
Project		715 livestock and veterinary / Mafraq Governorate						
Fund Source		102001 Capital (Treasury)						
Group	item	Description	Actual 2019	Estimated 2020	Re-estimated 2020	Estimated 2021	Indicative 2022	Indicative 2023
31		Non-financial Assets						
3122		Inventories						
	503	Materials and supplies						
	002	Medical supplies and consumables	0	0	0	50000	50000	50000
		Total of Item	0	0	0	50000	50000	50000
		Total of Project / Treasury	0	0	0	50000	50000	50000
Project		716 Combating the Disease and plant worm (Syringopais Tempertella) in the Capital Governorate						
Fund Source		102001 Capital (Treasury)						
Group	item	Description	Actual 2019	Estimated 2020	Re-estimated 2020	Estimated 2021	Indicative 2022	Indicative 2023
31		Non-financial Assets						
3122		Inventories						
	503	Materials and supplies						
	003	Agricultural supplies	0	0	0	5000	5000	5000
		Total of Item	0	0	0	5000	5000	5000
		Total of Project / Treasury	0	0	0	5000	5000	5000
Total of Program			1593094	1561290	1312768	1760000	1391000	848000

Capital Expenditures According to Program and Projects for the Years 2019 - 2023

Chapter : 2201 Ministry of Agriculture

(In JDs)

Program 4010 Forestry, Pastures and Nurseries Development								
Project		009 Protecting and sustaining forestry resources						
Fund Source		102001 Capital (Treasury)						
Group	Item	Description	Actual 2019	Estimated 2020	Re-estimated 2020	Estimated 2021	Indicative 2022	Indicative 2023
21		Compensations of Employees						
2111		Salaries, Wages and Allowances						
	502	Wages						
	001	Wages	349998	500000	475000	560000	450000	450000
		Total of Item	349998	500000	475000	560000	450000	450000
22		Use of Goods and Services						
2211		Use of Goods and Services						
	510	Buildings and facilities repair and maintenance						
	008	Buildings and facilities maintenance	5000	5000	5000	15000	10000	10000
		Total of Item	5000	5000	5000	15000	10000	10000
	512	Operating and Sustaining Expenditures						
	012	Subscriptions, insurances	20000	20000	8000	0	0	0
	035	Technical and administrative support	99991	100000	20000	0	0	0
	118	Repayment of due claims	130000	150000	147000	0	0	0
		Total of Item	249991	270000	175000	0	0	0
31		Non-financial Assets						
3111		Buildings and Constructions						
	508	Works and Constructions						
	033	Prefabricated homes establishment	0	0	0	0	40000	40000
		Total of Item	0	0	0	0	40000	40000
3112		Devices, Machinery and Equipment						
	505	Equipment, Machines and Devices						
	062	Solar cells systems and equipment	0	0	0	10000	0	0
		Total of Item	0	0	0	10000	0	0
3122		Inventories						
	503	Materials and supplies						
	003	Agricultural supplies	5000	5000	5000	60000	50000	50000
		Total of Item	5000	5000	5000	60000	50000	50000
		Total of Project / Treasury	609989	780000	660000	645000	550000	550000

Capital Expenditures According to Program and Projects for the Years 2019 - 2023

Chapter : 2201 Ministry of Agriculture

(In JDs)

Program 4010 Forestry, Pastures and Nurseries Development								
Project		010 Development of pastoral communities in Badia						
Fund Source		102001 Capital (Treasury)						
Group	item	Description	Actual 2019	Estimated 2020	Re-estimated 2020	Estimated 2021	Indicative 2022	Indicative 2023
22		Use of Goods and Services						
2211		Use of Goods and Services						
	510	Buildings and facilities repair and maintenance						
	008	Buildings and facilities maintenance	0	0	0	0	55000	0
		Total of Item	0	0	0	0	55000	0
	512	Operating and Sustaining Expenditures						
	008	Qualification and training expenses	155	0	0	0	0	0
		Total of Item	155	0	0	0	0	0
31		Non-financial Assets						
3111		Buildings and Constructions						
	508	Works and Constructions						
	015	Restoration, qualification and development of Sites	20000	0	0	0	90000	0
		Total of Item	20000	0	0	0	90000	0
3112		Devices, Machinery and Equipment						
	505	Equipment, Machines and Devices						
	007	Agricultural tools and equipment	42227	0	0	0	0	0
		Total of Item	42227	0	0	0	0	0
		Total of Project / Treasury	62382	0	0	0	145000	0
Project		701 Protecting and developing the forestry resource / Mafrag Governorate						
Fund Source		102001 Capital (Treasury)						
Group	item	Description	Actual 2019	Estimated 2020	Re-estimated 2020	Estimated 2021	Indicative 2022	Indicative 2023
21		Compensations of Employees						
2111		Salaries, Wages and Allowances						
	502	Wages						
	001	Wages	9940	0	0	0	0	0
		Total of Item	9940	0	0	0	0	0
31		Non-financial Assets						
3111		Buildings and Constructions						
	508	Works and Constructions						
	013	Construction of buildings	14711	0	0	0	0	0
		Total of Item	14711	0	0	0	0	0
3122		Inventories						
	503	Materials and supplies						
	003	Agricultural supplies	7946	0	0	0	50000	50000
		Total of Item	7946	0	0	0	50000	50000
		Total of Project / Treasury	32597	0	0	0	50000	50000

Capital Expenditures According to Program and Projects for the Years 2019 - 2023

Chapter : 2201 Ministry of Agriculture

(In JDs)

Program 4010 Forestry, Pastures and Nurseries Development								
Project		702 Rehabilitating forestry stations, nurseries and forest protection in Jerash governorate						
Fund Source		102001 Capital (Treasury)						
Group	Item	Description	Actual 2019	Estimated 2020	Re-estimated 2020	Estimated 2021	Indicative 2022	Indicative 2023
21		Compensations of Employees						
2111		Salaries, Wages and Allowances						
	502	Wages						
	001	Wages	69816	29000	28181	0	0	0
		Total of Item	69816	29000	28181	0	0	0
22		Use of Goods and Services						
2211		Use of Goods and Services						
	510	Buildings and facilities repair and maintenance						
	008	Buildings and facilities maintenance	1078	0	0	0	0	0
		Total of Item	1078	0	0	0	0	0
31		Non-financial Assets						
3111		Buildings and Constructions						
	508	Works and Constructions						
	013	Construction of buildings	131819	73630	73630	15000	0	0
	015	Restoration, qualification and development of Sites	0	50000	50000	40000	0	0
	016	Construction of excavations and wells	0	0	0	250000	250000	200000
		Total of Item	131819	123630	123630	305000	250000	200000
3112		Devices, Machinery and Equipment						
	505	Equipment, Machines and Devices						
	007	Agricultural tools and equipment	33433	0	0	30000	0	0
	036	Cameras	7525	0	0	0	0	0
		Total of Item	40958	0	0	30000	0	0
3122		Inventories						
	503	Materials and supplies						
	002	Medical supplies and consumables	0	0	0	51000	40000	40000
	003	Agricultural supplies	26807	200	189	45000	50000	50000
	021	Fodder, fertilizers and insecticides	0	3000	3000	19000	40000	40000
		Total of Item	26807	3200	3189	115000	130000	130000
		Total of Project / Treasury	270478	155830	155000	450000	380000	330000

Capital Expenditures According to Program and Projects for the Years 2019 - 2023

Chapter : 2201 Ministry of Agriculture

(In JDs)

Program 4010 Forestry, Pastures and Nurseries Development								
Project		705 Rehabilitating the forestry stations, nurseries and researches in Ajloun governorate						
Fund Source		102001 Capital (Treasury)						
Group	Item	Description	Actual 2019	Estimated 2020	Re-estimated 2020	Estimated 2021	Indicative 2022	Indicative 2023
22		Use of Goods and Services						
2211		Use of Goods and Services						
	510	Buildings and facilities repair and maintenance						
	008	Buildings and facilities maintenance	33416	0	0	0	0	0
		Total of Item	33416	0	0	0	0	0
	512	Operating and Sustaining Expenditures						
	008	Qualification and training expenses	1490	0	0	0	0	0
	035	Technical and administrative support	56547	0	0	0	0	0
		Total of Item	58037	0	0	0	0	0
31		Non-financial Assets						
3111		Buildings and Constructions						
	508	Works and Constructions						
	013	Construction of buildings	91497	27700	27700	0	0	0
		Total of Item	91497	27700	27700	0	0	0
3112		Devices, Machinery and Equipment						
	505	Equipment, Machines and Devices						
	007	Agricultural tools and equipment	0	0	0	3000	0	0
	036	Cameras	6925	0	0	0	0	0
		Total of Item	6925	0	0	3000	0	0
	506	Vehicles and Equipment						
	003	Pick-up vehicles	18900	0	0	0	0	0
	015	Cranes	57425	0	0	0	0	0
		Total of Item	76325	0	0	0	0	0
3113		Other Fixed Assets						
	511	Equipping and furnishing						
	006	Furnishing and equipping the buildings and facilities	0	0	0	7000	15000	20000
		Total of Item	0	0	0	7000	15000	20000
3122		Inventories						
	503	Materials and supplies						
	002	Medical supplies and consumables	0	0	0	10000	15000	20000
	003	Agricultural supplies	293934	2500	2500	60000	90000	120000
	021	Fodder, fertilizers and insecticides	0	0	0	10000	15000	20000
		Total of Item	293934	2500	2500	80000	120000	160000
		Total of Project / Treasury	560134	30200	30200	90000	135000	180000

Capital Expenditures According to Program and Projects for the Years 2019 - 2023

Chapter : 2201 Ministry of Agriculture

(In JDs)

Program 4010 Forestry, Pastures and Nurseries Development								
Project		706 Improving the productivity of pastures and livestock in the Capital governorate						
Fund Source		102001 Capital (Treasury)						
Group	item	Description	Actual 2019	Estimated 2020	Re-estimated 2020	Estimated 2021	Indicative 2022	Indicative 2023
31		Non-financial Assets						
3112		Devices, Machinery and Equipment						
	505	Equipment, Machines and Devices						
	007	Agricultural tools and equipment	0	0	0	5000	0	0
		Total of Item	0	0	0	5000	0	0
	506	Vehicles and Equipment						
	007	Tank trucks	0	10000	10000	0	0	0
		Total of Item	0	10000	10000	0	0	0
3122		Inventories						
	503	Materials and supplies						
	002	Medical supplies and consumables	30000	0	0	45000	45000	45000
	003	Agricultural supplies	21792	0	0	5000	10000	10000
		Total of Item	51792	0	0	50000	55000	55000
		Total of Project / Treasury	51792	10000	10000	55000	55000	55000
Project		707 Rehabilitating the forestry stations in Balq'a governorate						
Fund Source		102001 Capital (Treasury)						
Group	item	Description	Actual 2019	Estimated 2020	Re-estimated 2020	Estimated 2021	Indicative 2022	Indicative 2023
21		Compensations of Employees						
2111		Salaries, Wages and Allowances						
	502	Wages						
	001	Wages	8715	0	0	0	0	0
		Total of Item	8715	0	0	0	0	0
22		Use of Goods and Services						
2211		Use of Goods and Services						
	510	Buildings and facilities repair and maintenance						
	009	Buildings repair and renovation	19383	27800	27800	0	0	0
		Total of Item	19383	27800	27800	0	0	0
31		Non-financial Assets						
3111		Buildings and Constructions						
	508	Works and Constructions						
	013	Construction of buildings	58319	0	0	0	0	0
		Total of Item	58319	0	0	0	0	0
3112		Devices, Machinery and Equipment						
	506	Vehicles and Equipment						
	008	Tractors	18300	0	0	0	0	0
	014	Heavy equipment	14050	0	0	0	0	0
		Total of Item	32350	0	0	0	0	0
3122		Inventories						
	503	Materials and supplies						
	003	Agricultural supplies	60483	39345	39345	0	0	0
		Total of Item	60483	39345	39345	0	0	0
		Total of Project / Treasury	179250	67145	67145	0	0	0

Capital Expenditures According to Program and Projects for the Years 2019 - 2023

Chapter : 2201 Ministry of Agriculture

(In JDs)

Program 4010 Forestry, Pastures and Nurseries Development								
Project		709 Developing and establishing pastoral reserves / Karak governorate						
Fund Source		102001 Capital (Treasury)						
Group	item	Description	Actual 2019	Estimated 2020	Re-estimated 2020	Estimated 2021	Indicative 2022	Indicative 2023
31		Non-financial Assets						
3111		Buildings and Constructions						
	508	Works and Constructions						
	015	Restoration, qualification and development of Sites	0	0	0	0	15000	0
		Total of Item	0	0	0	0	15000	0
		Total of Project / Treasury	0	0	0	0	15000	0
Project		710 Rehabilitating the forestry, nurseries and agricultural extension in Ma'an Governorate						
Fund Source		102001 Capital (Treasury)						
Group	item	Description	Actual 2019	Estimated 2020	Re-estimated 2020	Estimated 2021	Indicative 2022	Indicative 2023
21		Compensations of Employees						
2111		Salaries, Wages and Allowances						
	502	Wages						
	001	Wages	67618	0	0	0	0	0
		Total of Item	67618	0	0	0	0	0
31		Non-financial Assets						
3111		Buildings and Constructions						
	508	Works and Constructions						
	013	Construction of buildings	55646	0	0	10000	0	0
		Total of Item	55646	0	0	10000	0	0
3122		Inventories						
	503	Materials and supplies						
	003	Agricultural supplies	25940	0	0	25000	127000	150000
		Total of Item	25940	0	0	25000	127000	150000
		Total of Project / Treasury	149204	0	0	35000	127000	150000
Project		712 Establishing forests and gardens in AL- Mafraq governorate						
Fund Source		102001 Capital (Treasury)						
Group	item	Description	Actual 2019	Estimated 2020	Re-estimated 2020	Estimated 2021	Indicative 2022	Indicative 2023
21		Compensations of Employees						
2111		Salaries, Wages and Allowances						
	502	Wages						
	001	Wages	59312	0	0	0	0	0
		Total of Item	59312	0	0	0	0	0
31		Non-financial Assets						
3111		Buildings and Constructions						
	508	Works and Constructions						
	013	Construction of buildings	0	15000	4000	0	0	0
	015	Restoration, qualification and development of Sites	0	15000	15000	0	0	0
		Total of Item	0	30000	19000	0	0	0
3112		Devices, Machinery and Equipment						
	506	Vehicles and Equipment						
	006	Passenger mini-buses	0	15000	3000	0	0	0
		Total of Item	0	15000	3000	0	0	0
3122		Inventories						
	503	Materials and supplies						
	003	Agricultural supplies	0	5000	3000	0	0	0
		Total of Item	0	5000	3000	0	0	0
		Total of Project / Treasury	59312	50000	25000	0	0	0

Capital Expenditures According to Program and Projects for the Years 2019 - 2023

Chapter : 2201 Ministry of Agriculture

(In JDs)

Program 4010 Forestry, Pastures and Nurseries Development								
Project		713 Model afforestation projects in Ma'daba governorate						
Fund Source		102001 Capital (Treasury)						
Group	item	Description	Actual 2019	Estimated 2020	Re-estimated 2020	Estimated 2021	Indicative 2022	Indicative 2023
21		Compensations of Employees						
2111		Salaries, Wages and Allowances						
	502	Wages						
	001	Wages	9420	0	0	0	0	0
		Total of Item	9420	0	0	0	0	0
		Total of Project / Treasury	9420	0	0	0	0	0
Project		715 Drilling wells and developing pastures in Al-Karak governorate						
Fund Source		102001 Capital (Treasury)						
Group	item	Description	Actual 2019	Estimated 2020	Re-estimated 2020	Estimated 2021	Indicative 2022	Indicative 2023
22		Use of Goods and Services						
2211		Use of Goods and Services						
	510	Buildings and facilities repair and maintenance						
	011	Irrigation networks maintenance	0	0	0	10000	388000	405000
		Total of Item	0	0	0	10000	388000	405000
31		Non-financial Assets						
3111		Buildings and Constructions						
	508	Works and Constructions						
	015	Restoration, qualification and development of Sites	80265	16000	15252	0	0	0
	016	Construction of excavations and wells	0	145000	0	0	0	0
		Total of Item	80265	161000	15252	0	0	0
3112		Devices, Machinery and Equipment						
	505	Equipment, Machines and Devices						
	002	Medical devices and equipment	0	0	0	2000	0	0
		Total of Item	0	0	0	2000	0	0
	506	Vehicles and Equipment						
	003	Pick-up vehicles	0	40000	0	0	0	0
	008	Tractors	0	10000	0	0	0	0
		Total of Item	0	50000	0	0	0	0
3113		Other Fixed Assets						
	511	Equipping and furnishing						
	006	Furnishing and equipping the buildings and facilities	0	0	0	8000	0	0
		Total of Item	0	0	0	8000	0	0
3122		Inventories						
	503	Materials and supplies						
	003	Agricultural supplies	35861	0	0	0	0	0
		Total of Item	35861	0	0	0	0	0
		Total of Project / Treasury	116126	211000	15252	20000	388000	405000
		Total of Program	2100684	1304175	962597	1295000	1845000	1720000

Capital Expenditures According to Program and Projects for the Years 2019 - 2023

Chapter : 2201 Ministry of Agriculture

(In JDs)

Program 4015 Plant Production and Protection								
Project		013 Development of pesticides residues laboratories						
Fund Source		102001 Capital (Treasury)						
Group	item	Description	Actual 2019	Estimated 2020	Re-estimated 2020	Estimated 2021	Indicative 2022	Indicative 2023
31		Non-financial Assets						
3112		Devices, Machinery and Equipment						
	505	Equipment, Machines and Devices						
	007	Agricultural tools and equipment	0	0	0	0	70000	0
		Total of Item	0	0	0	0	70000	0
		Total of Project / Treasury	0	0	0	0	70000	0
Project		014 Establishing pesticides residues analysis laboratory/ Jordan Valley						
Fund Source		102001 Capital (Treasury)						
Group	item	Description	Actual 2019	Estimated 2020	Re-estimated 2020	Estimated 2021	Indicative 2022	Indicative 2023
28		Other Expenditures						
2822		Other Capital Expenditures						
	504	Studies, Research and Consultations						
	014	Studies, research and design	0	0	0	0	20000	0
		Total of Item	0	0	0	0	20000	0
31		Non-financial Assets						
3111		Buildings and Constructions						
	508	Works and Constructions						
	013	Construction of buildings	125328	350000	350000	360000	230000	0
		Total of Item	125328	350000	350000	360000	230000	0
		Total of Project / Treasury	125328	350000	350000	360000	250000	0

Capital Expenditures According to Program and Projects for the Years 2019 - 2023

Chapter : 2201 Ministry of Agriculture

(In JDs)

Program 4015 Plant Production and Protection								
Project		017 Supporting plants wealth						
Fund Source		102001 Capital (Treasury)						
Group	item	Description	Actual 2019	Estimated 2020	Re-estimated 2020	Estimated 2021	Indicative 2022	Indicative 2023
21		Compensations of Employees						
2111		Salaries, Wages and Allowances						
	502	Wages						
	001	Wages	99818	250000	190000	160000	550000	550000
		Total of Item	99818	250000	190000	160000	550000	550000
22		Use of Goods and Services						
2211		Use of Goods and Services						
	510	Buildings and facilities repair and maintenance						
	008	Buildings and facilities maintenance	0	5000	5000	10000	10000	10000
	011	Irrigation networks maintenance	0	10000	10000	20000	155000	225000
		Total of Item	0	15000	15000	30000	165000	235000
	512	Operating and Sustaining Expenditures						
	006	Devices, tools and equipment maintenance	0	10000	10000	10000	10000	10000
	008	Qualification and training expenses	13915	0	0	0	0	0
	009	Fees	0	0	0	4000	0	0
	017	Promotion, advertising and awareness	7798	0	0	0	0	0
	035	Technical and administrative support	100000	100000	25000	0	0	0
	118	Repayment of due claims	157998	200000	200000	0	0	0
		Total of Item	279711	310000	235000	14000	10000	10000
31		Non-financial Assets						
3112		Devices, Machinery and Equipment						
	505	Equipment, Machines and Devices						
	007	Agricultural tools and equipment	0	0	0	4000	0	0
		Total of Item	0	0	0	4000	0	0
3122		Inventories						
	503	Materials and supplies						
	002	Medical supplies and consumables	4822	0	0	0	0	0
	003	Agricultural supplies	142270	60000	40000	80000	150000	180000
	006	Laboratories supplies and materials	26578	65000	55000	60000	75000	75000
	021	Fodder, fertilizers and insecticides	17347	50000	30000	55000	150000	200000
		Total of Item	191017	175000	125000	195000	375000	455000
		Total of Project / Treasury	570546	750000	565000	403000	1100000	1250000
Project		701 Establishing and equipping preventive laboratories in Irbid governorate						
Fund Source		102001 Capital (Treasury)						
Group	item	Description	Actual 2019	Estimated 2020	Re-estimated 2020	Estimated 2021	Indicative 2022	Indicative 2023
31		Non-financial Assets						
3122		Inventories						
	503	Materials and supplies						
	006	Laboratories supplies and materials	98059	0	0	0	0	0
		Total of Item	98059	0	0	0	0	0
		Total of Project / Treasury	98059	0	0	0	0	0

Capital Expenditures According to Program and Projects for the Years 2019 - 2023

Chapter : 2201 Ministry of Agriculture

(In JDs)

Program 4015 Plant Production and Protection								
Project		702 Combating the plant worm (Syringopais Tempertella) using the agricultural cycle in Irbid Governorate						
Fund Source		102001 Capital (Treasury)						
Group	item	Description	Actual 2019	Estimated 2020	Re-estimated 2020	Estimated 2021	Indicative 2022	Indicative 2023
31		Non-financial Assets						
3122		Inventories						
	503	Materials and supplies						
	003	Agricultural supplies	35725	0	0	0	0	0
Total of Item			35725	0	0	0	0	0
Total of Project / Treasury			35725	0	0	0	0	0
Project		703 Palm in Irbid governorate						
Fund Source		102001 Capital (Treasury)						
Group	item	Description	Actual 2019	Estimated 2020	Re-estimated 2020	Estimated 2021	Indicative 2022	Indicative 2023
31		Non-financial Assets						
3122		Inventories						
	503	Materials and supplies						
	003	Agricultural supplies	13592	0	0	0	0	0
Total of Item			13592	0	0	0	0	0
Total of Project / Treasury			13592	0	0	0	0	0
Project		704 Combating the plant worm (Syringopais Tempertella) (district and West Badia) / Ma'raq governorate						
Fund Source		102001 Capital (Treasury)						
Group	item	Description	Actual 2019	Estimated 2020	Re-estimated 2020	Estimated 2021	Indicative 2022	Indicative 2023
22		Use of Goods and Services						
2211		Use of Goods and Services						
	512	Operating and Sustaining Expenditures						
	013	Services contracts	14480	0	0	0	0	0
Total of Item			14480	0	0	0	0	0
31		Non-financial Assets						
3122		Inventories						
	503	Materials and supplies						
	003	Agricultural supplies	22663	0	0	0	0	0
Total of Item			22663	0	0	0	0	0
Total of Project / Treasury			37143	0	0	0	0	0
Project		706 Combating the plant worm 'Syringopais Tempertella' (Dhiban) / Ma'daba governorate						
Fund Source		102001 Capital (Treasury)						
Group	item	Description	Actual 2019	Estimated 2020	Re-estimated 2020	Estimated 2021	Indicative 2022	Indicative 2023
31		Non-financial Assets						
3112		Devices, Machinery and Equipment						
	505	Equipment, Machines and Devices						
	007	Agricultural tools and equipment	13925	0	0	0	0	0
Total of Item			13925	0	0	0	0	0
Total of Project / Treasury			13925	0	0	0	0	0

Capital Expenditures According to Program and Projects for the Years 2019 - 2023

Chapter : 2201 Ministry of Agriculture

(In JDs)

Program 4015 Plant Production and Protection								
Project		707 Combating the plant worm (Syringopais Tempertella) Karak - Al Qaser - Al-Mazar / Karak governorate						
Fund Source		102001 Capital (Treasury)						
Group	item	Description	Actual 2019	Estimated 2020	Re-estimated 2020	Estimated 2021	Indicative 2022	Indicative 2023
22		Use of Goods and Services						
2211		Use of Goods and Services						
	512	Operating and Sustaining Expenditures						
	007	Vehicles and equipment maintenance	0	0	0	3000	0	0
	008	Qualification and training expenses	0	3000	3000	0	0	0
	013	Services contracts	24441	25000	3000	0	0	0
	035	Technical and administrative support	0	11000	6000	0	0	0
		Total of Item	24441	39000	12000	3000	0	0
31		Non-financial Assets						
3112		Devices, Machinery and Equipment						
	505	Equipment, Machines and Devices						
	007	Agricultural tools and equipment	15869	5000	5000	0	0	0
		Total of Item	15869	5000	5000	0	0	0
	506	Vehicles and Equipment						
	003	Pick-up vehicles	0	0	0	22000	0	0
	008	Tractors	33750	30000	7000	15000	0	0
		Total of Item	33750	30000	7000	37000	0	0
3122		Inventories						
	503	Materials and supplies						
	003	Agricultural supplies	15000	57000	7000	35000	30000	25000
		Total of Item	15000	57000	7000	35000	30000	25000
		Total of Project / Treasury	89060	131000	31000	75000	30000	25000
Project		709 Rehabilitating the orchards in Ma'an governorate						
Fund Source		102001 Capital (Treasury)						
Group	item	Description	Actual 2019	Estimated 2020	Re-estimated 2020	Estimated 2021	Indicative 2022	Indicative 2023
31		Non-financial Assets						
3112		Devices, Machinery and Equipment						
	505	Equipment, Machines and Devices						
	062	Solar cells systems and equipment	0	0	0	20000	0	0
		Total of Item	0	0	0	20000	0	0
3122		Inventories						
	503	Materials and supplies						
	003	Agricultural supplies	38439	0	0	0	0	0
		Total of Item	38439	0	0	0	0	0
		Total of Project / Treasury	38439	0	0	20000	0	0
Project		710 Establishing the agricultural ponds / Tafileh governorate						
Fund Source		102001 Capital (Treasury)						
Group	item	Description	Actual 2019	Estimated 2020	Re-estimated 2020	Estimated 2021	Indicative 2022	Indicative 2023
31		Non-financial Assets						
3111		Buildings and Constructions						
	508	Works and Constructions						
	016	Construction of excavations and wells	52600	0	0	0	0	0
		Total of Item	52600	0	0	0	0	0
		Total of Project / Treasury	52600	0	0	0	0	0

Capital Expenditures According to Program and Projects for the Years 2019 - 2023

Chapter : 2201 Ministry of Agriculture

(In JDs)

Program 4015 Plant Production and Protection								
Project		711 Maintenance of agricultural stations / Tafileh governorate						
Fund Source		102001 Capital (Treasury)						
Group	item	Description	Actual 2019	Estimated 2020	Re-estimated 2020	Estimated 2021	Indicative 2022	Indicative 2023
31		Non-financial Assets						
3111		Buildings and Constructions						
	508	Works and Constructions						
	013	Construction of buildings	56350	6717	6433	0	0	0
		Total of Item	56350	6717	6433	0	0	0
3122		Inventories						
	503	Materials and supplies						
	003	Agricultural supplies	57409	7094	7094	0	0	0
		Total of Item	57409	7094	7094	0	0	0
		Total of Project / Treasury	113759	13811	13527	0	0	0
Project		712 Maintaining irriagation, springs, tubes and irrigation networks in Ma'daba governorate						
Fund Source		102001 Capital (Treasury)						
Group	item	Description	Actual 2019	Estimated 2020	Re-estimated 2020	Estimated 2021	Indicative 2022	Indicative 2023
22		Use of Goods and Services						
2211		Use of Goods and Services						
	510	Buildings and facilities repair and maintenance						
	011	Irrigation networks maintenance	26062	0	0	0	0	0
		Total of Item	26062	0	0	0	0	0
		Total of Project / Treasury	26062	0	0	0	0	0
Project		713 Combating olives fly using traps / Ma'daba governorate						
Fund Source		102001 Capital (Treasury)						
Group	item	Description	Actual 2019	Estimated 2020	Re-estimated 2020	Estimated 2021	Indicative 2022	Indicative 2023
31		Non-financial Assets						
3122		Inventories						
	503	Materials and supplies						
	003	Agricultural supplies	9439	0	0	0	0	0
		Total of Item	9439	0	0	0	0	0
		Total of Project / Treasury	9439	0	0	0	0	0
Project		714 Water agriculture project (Al-mshagar station, Al-Walah agricultural station and Jreaneh Agricultural school) / Ma'daba governorate						
Fund Source		102001 Capital (Treasury)						
Group	item	Description	Actual 2019	Estimated 2020	Re-estimated 2020	Estimated 2021	Indicative 2022	Indicative 2023
31		Non-financial Assets						
3111		Buildings and Constructions						
	508	Works and Constructions						
	011	Construction of greenhouses	60000	0	0	0	0	0
		Total of Item	60000	0	0	0	0	0
		Total of Project / Treasury	60000	0	0	0	0	0

Capital Expenditures According to Program and Projects for the Years 2019 - 2023

Chapter : 2201 Ministry of Agriculture

(In JDs)

Program 4015 Plant Production and Protection								
Project		715 Agricultural wealth Program (control of termites and control olive fruit fly, training and qualification program) / Mafraq governorate						
Fund Source		102001	Capital (Treasury)					
Group	item	Description	Actual 2019	Estimated 2020	Re-estimated 2020	Estimated 2021	Indicative 2022	Indicative 2023
31		Non-financial Assets						
3122		Inventories						
	503	Materials and supplies						
	003	Agricultural supplies	0	0	0	0	50000	50000
		Total of Item	0	0	0	0	50000	50000
		Total of Project / Treasury	0	0	0	0	50000	50000
Project		716 Phytosanitary Laboratory / Mafraq Governorate						
Fund Source		102001	Capital (Treasury)					
Group	item	Description	Actual 2019	Estimated 2020	Re-estimated 2020	Estimated 2021	Indicative 2022	Indicative 2023
31		Non-financial Assets						
3111		Buildings and Constructions						
	508	Works and Constructions						
	013	Construction of buildings	0	0	0	100000	10000	0
		Total of Item	0	0	0	100000	10000	0
		Total of Project / Treasury	0	0	0	100000	10000	0
Project		717 Combat disease and olive fruit-fly in Karak governorate						
Fund Source		102001	Capital (Treasury)					
Group	item	Description	Actual 2019	Estimated 2020	Re-estimated 2020	Estimated 2021	Indicative 2022	Indicative 2023
31		Non-financial Assets						
3122		Inventories						
	503	Materials and supplies						
	003	Agricultural supplies	0	0	0	70000	25000	0
		Total of Item	0	0	0	70000	25000	0
		Total of Project / Treasury	0	0	0	70000	25000	0
Total of Program			1283677	1244811	959527	1028000	1535000	1325000

Capital Expenditures According to Program and Projects for the Years 2019 - 2023

Chapter : 2201 Ministry of Agriculture

(In JDs)

Program		4020 Land Reclamation and Development						
Project		024 Water harvest						
Fund Source		102001 Capital (Treasury)						
Group	item	Description	Actual 2019	Estimated 2020	Re-estimated 2020	Estimated 2021	Indicative 2022	Indicative 2023
31		Non-financial Assets						
3111		Buildings and Constructions						
	508	Works and Constructions						
	004	Construction of dams	0	0	0	50000	0	0
	016	Construction of excavations and wells	0	0	0	50000	0	0
		Total of Item	0	0	0	100000	0	0
		Total of Project / Treasury	0	0	0	100000	0	0

Capital Expenditures According to Program and Projects for the Years 2019 - 2023

Chapter : 2201 Ministry of Agriculture

(In JDs)

Program 4020 Land Reclamation and Development								
Project		025 Investment in small societies and lifting poor rural families out of poverty						
Fund Source		103008 International Fund of Agriculture Development Loan						
Group	Item	Description	Actual 2019	Estimated 2020	Re-estimated 2020	Estimated 2021	Indicative 2022	Indicative 2023
21		Compensations of Employees						
2111		Salaries, Wages and Allowances						
	501	Salaries						
	001	Salaries	88107	125000	125000	125000	200000	200000
		Total of Item	88107	125000	125000	125000	200000	200000
	502	Wages						
	001	Wages	0	0	0	0	100000	100000
		Total of Item	0	0	0	0	100000	100000
22		Use of Goods and Services						
2211		Use of Goods and Services						
	510	Buildings and facilities repair and maintenance						
	008	Buildings and facilities maintenance	118526	200000	200000	141000	150000	150000
		Total of Item	118526	200000	200000	141000	150000	150000
	512	Operating and Sustaining Expenditures						
	007	Vehicles and equipment maintenance	0	5000	5000	0	5000	5000
	008	Qualification and training expenses	13811	20000	20000	0	0	0
	035	Technical and administrative support	6565	15000	15000	0	0	0
		Total of Item	20376	40000	40000	0	5000	5000
28		Other Expenditures						
2822		Other Capital Expenditures						
	504	Studies, Research and Consultations						
	014	Studies, research and design	31871	40000	40000	25000	60000	60000
		Total of Item	31871	40000	40000	25000	60000	60000
31		Non-financial Assets						
3111		Buildings and Constructions						
	508	Works and Constructions						
	016	Construction of excavations and wells	0	0	0	50000	0	0
		Total of Item	0	0	0	50000	0	0
3112		Devices, Machinery and Equipment						
	505	Equipment, Machines and Devices						
	001	Computers and accessories	0	10000	10000	7000	15000	15000
	003	Office supplies and equipment	2182	5000	5000	5000	10000	10000
	007	Agricultural tools and equipment	0	0	0	70000	25000	25000
	009	Laboratories and Measurement Devices	0	25000	25000	50000	75000	75000
	023	Electrical devices and equipment	0	0	0	0	25000	25000
		Total of Item	2182	40000	40000	132000	150000	150000
	506	Vehicles and Equipment						
	002	Field vehicles	0	0	0	25000	25000	25000
	003	Pick-up vehicles	0	0	0	25000	25000	25000
		Total of Item	0	0	0	50000	50000	50000
3113		Other Fixed Assets						
	511	Equipping and furnishing						
	006	Furnishing and equipping the buildings and facilities	0	10000	10000	12000	15000	15000
		Total of Item	0	10000	10000	12000	15000	15000
3122		Inventories						
	503	Materials and supplies						
	003	Agricultural supplies	0	120000	120000	165000	270000	270000
		Total of Item	0	120000	120000	165000	270000	270000
		Total of Project / Treasury						
		Total of Project / Loans	261062	575000	575000	700000	1000000	1000000

Capital Expenditures According to Program and Projects for the Years 2019 - 2023

Chapter : 2201 Ministry of Agriculture

(In JDs)

Program 4020 Land Reclamation and Development									
Project 025 Investment in small societies and lifting poor rural families out of poverty									
Total of Project				261062	575000	575000	700000	1000000	1000000
Project 701 Irrigation canals, pipes and lining torrents canals / Irbid governorate									
Fund Source 102001 Capital (Treasury)									
Group	item	Description	Actual 2019	Estimated 2020	Re-estimated 2020	Estimated 2021	Indicative 2022	Indicative 2023	
31		Non-financial Assets							
3111		Buildings and Constructions							
	508	Works and Constructions							
	010	Construction of irrigation networks	30000	0	0	0	0	0	
Total of Item			30000	0	0	0	0	0	
Total of Project / Treasury			30000	0	0	0	0	0	
Project 703 Reclamation of agricultural lands in districts of governorates / Mafraq governorate									
Fund Source 102001 Capital (Treasury)									
Group	item	Description	Actual 2019	Estimated 2020	Re-estimated 2020	Estimated 2021	Indicative 2022	Indicative 2023	
31		Non-financial Assets							
3111		Buildings and Constructions							
	508	Works and Constructions							
	016	Construction of excavations and wells	99875	0	0	0	0	0	
Total of Item			99875	0	0	0	0	0	
Total of Project / Treasury			99875	0	0	0	0	0	
Project 704 Water harvest and improving income of poor families in Jerash governorate									
Fund Source 102001 Capital (Treasury)									
Group	item	Description	Actual 2019	Estimated 2020	Re-estimated 2020	Estimated 2021	Indicative 2022	Indicative 2023	
22		Use of Goods and Services							
2211		Use of Goods and Services							
	510	Buildings and facilities repair and maintenance							
	011	Irrigation networks maintenance	170000	0	0	0	0	0	
Total of Item			170000	0	0	0	0	0	
	512	Operating and Sustaining Expenditures							
	118	Repayment of due claims	0	9170	9066	0	0	0	
Total of Item			0	9170	9066	0	0	0	
31		Non-financial Assets							
3111		Buildings and Constructions							
	508	Works and Constructions							
	010	Construction of irrigation networks	24246	0	0	10000	50000	50000	
	011	Construction of greenhouses	29289	0	0	0	0	0	
	016	Construction of excavations and wells	152091	0	0	0	0	0	
Total of Item			205626	0	0	10000	50000	50000	
3112		Devices, Machinery and Equipment							
	505	Equipment, Machines and Devices							
	007	Agricultural tools and equipment	0	0	0	20000	0	0	
Total of Item			0	0	0	20000	0	0	
3122		Inventories							
	503	Materials and supplies							
	003	Agricultural supplies	167768	0	0	20000	130000	100000	
Total of Item			167768	0	0	20000	130000	100000	
Total of Project / Treasury			543394	9170	9066	50000	180000	150000	

Capital Expenditures According to Program and Projects for the Years 2019 - 2023

Chapter : 2201 Ministry of Agriculture

(In JDs)

Program 4020 Land Reclamation and Development								
Project		705 Reclamation of the lands in Ajloun governorate						
Fund Source		102001 Capital (Treasury)						
Group	item	Description	Actual 2019	Estimated 2020	Re-estimated 2020	Estimated 2021	Indicative 2022	Indicative 2023
31		Non-financial Assets						
3111		Buildings and Constructions						
	508	Works and Constructions						
	010	Construction of irrigation networks	32615	32900	32900	0	75000	50000
	016	Construction of excavations and wells	190102	0	0	100000	150000	150000
		Total of Item	222717	32900	32900	100000	225000	200000
		Total of Project / Treasury	222717	32900	32900	100000	225000	200000
Project		706 Reclamation of agricultural lands in Balqa' Governorate						
Fund Source		102001 Capital (Treasury)						
Group	item	Description	Actual 2019	Estimated 2020	Re-estimated 2020	Estimated 2021	Indicative 2022	Indicative 2023
31		Non-financial Assets						
3111		Buildings and Constructions						
	508	Works and Constructions						
	016	Construction of excavations and wells	150269	0	0	50000	100000	100000
		Total of Item	150269	0	0	50000	100000	100000
3122		Inventories						
	503	Materials and supplies						
	003	Agricultural supplies	0	0	0	15000	30000	30000
		Total of Item	0	0	0	15000	30000	30000
		Total of Project / Treasury	150269	0	0	65000	130000	130000
Project		707 Reclamation of the agricultural lands in Zarqa governorate						
Fund Source		102001 Capital (Treasury)						
Group	item	Description	Actual 2019	Estimated 2020	Re-estimated 2020	Estimated 2021	Indicative 2022	Indicative 2023
22		Use of Goods and Services						
2211		Use of Goods and Services						
	510	Buildings and facilities repair and maintenance						
	009	Buildings repair and renovation	0	1875	1875	0	0	0
		Total of Item	0	1875	1875	0	0	0
31		Non-financial Assets						
3111		Buildings and Constructions						
	508	Works and Constructions						
	003	Construction of agricultural roads	167769	0	0	0	0	0
	016	Construction of excavations and wells	173198	18125	18125	70000	0	0
		Total of Item	340967	18125	18125	70000	0	0
3112		Devices, Machinery and Equipment						
	505	Equipment, Machines and Devices						
	007	Agricultural tools and equipment	0	13000	13000	0	0	0
		Total of Item	0	13000	13000	0	0	0
	506	Vehicles and Equipment						
	003	Pick-up vehicles	0	20000	20000	0	0	0
	011	Trucks	0	30000	30000	0	0	0
		Total of Item	0	50000	50000	0	0	0
3122		Inventories						
	503	Materials and supplies						
	003	Agricultural supplies	0	6000	6000	0	0	0
		Total of Item	0	6000	6000	0	0	0
		Total of Project / Treasury	340967	89000	89000	70000	0	0

Capital Expenditures According to Program and Projects for the Years 2019 - 2023

Chapter : 2201 Ministry of Agriculture

(In JDs)

Program 4020 Land Reclamation and Development								
Project		709 Water harvest project (collection of gardens water) / Karak governorate						
Fund Source		102001 Capital (Treasury)						
Group	item	Description	Actual 2019	Estimated 2020	Re-estimated 2020	Estimated 2021	Indicative 2022	Indicative 2023
31		Non-financial Assets						
3111		Buildings and Constructions						
	508	Works and Constructions						
	016	Construction of excavations and wells	247080	0	0	0	50000	100000
		Total of Item	247080	0	0	0	50000	100000
		Total of Project / Treasury	247080	0	0	0	50000	100000
Project		710 Developmental projects for farmers in Ma'an governorate						
Fund Source		102001 Capital (Treasury)						
Group	item	Description	Actual 2019	Estimated 2020	Re-estimated 2020	Estimated 2021	Indicative 2022	Indicative 2023
21		Compensations of Employees						
2111		Salaries, Wages and Allowances						
	502	Wages						
	001	Wages	33134	0	0	0	0	0
		Total of Item	33134	0	0	0	0	0
31		Non-financial Assets						
3111		Buildings and Constructions						
	508	Works and Constructions						
	003	Construction of agricultural roads	0	0	0	25000	50000	50000
		Total of Item	0	0	0	25000	50000	50000
3112		Devices, Machinery and Equipment						
	505	Equipment, Machines and Devices						
	007	Agricultural tools and equipment	23949	0	0	0	0	0
	009	Laboratories and Measurement Devices	6460	0	0	0	0	0
		Total of Item	30409	0	0	0	0	0
	506	Vehicles and Equipment						
	008	Tractors	33750	0	0	0	0	0
		Total of Item	33750	0	0	0	0	0
3122		Inventories						
	503	Materials and supplies						
	003	Agricultural supplies	0	0	0	5000	105000	65000
	021	Fodder, fertilizers and insecticides	0	0	0	45000	50000	50000
		Total of Item	0	0	0	50000	155000	115000
		Total of Project / Treasury	97293	0	0	75000	205000	165000
Project		711 Supporting poor families in Ma'an Governorate						
Fund Source		102001 Capital (Treasury)						
Group	item	Description	Actual 2019	Estimated 2020	Re-estimated 2020	Estimated 2021	Indicative 2022	Indicative 2023
31		Non-financial Assets						
3122		Inventories						
	503	Materials and supplies						
	003	Agricultural supplies	0	10000	10000	30000	45000	45000
		Total of Item	0	10000	10000	30000	45000	45000
		Total of Project / Treasury	0	10000	10000	30000	45000	45000

Capital Expenditures According to Program and Projects for the Years 2019 - 2023

Chapter : 2201 Ministry of Agriculture

(In JDs)

Program 4020 Land Reclamation and Development								
Project		712 Protection of the valleys banks / Tafileh Governorate						
Fund Source		102001 Capital (Treasury)						
Group	item	Description	Actual 2019	Estimated 2020	Re-estimated 2020	Estimated 2021	Indicative 2022	Indicative 2023
31		Non-financial Assets						
3111		Buildings and Constructions						
	508	Works and Constructions						
	004	Construction of dams	43355	0	0	0	0	0
	025	Protection fence construction	0	58000	58000	0	60000	80000
		Total of Item	43355	58000	58000	0	60000	80000
		Total of Project / Treasury	43355	58000	58000	0	60000	80000
Project		713 Maintenance of channels and pipes and installation of irrigation pipes / Tafileh Governorate						
Fund Source		102001 Capital (Treasury)						
Group	item	Description	Actual 2019	Estimated 2020	Re-estimated 2020	Estimated 2021	Indicative 2022	Indicative 2023
22		Use of Goods and Services						
2211		Use of Goods and Services						
	510	Buildings and facilities repair and maintenance						
	011	Irrigation networks maintenance	60760	13000	13000	0	50000	100000
		Total of Item	60760	13000	13000	0	50000	100000
31		Non-financial Assets						
3111		Buildings and Constructions						
	508	Works and Constructions						
	010	Construction of irrigation networks	12885	0	0	0	0	0
		Total of Item	12885	0	0	0	0	0
		Total of Project / Treasury	73645	13000	13000	0	50000	100000
Project		716 Water harvest and improving income of poor families in the Capital governorate						
Fund Source		102001 Capital (Treasury)						
Group	item	Description	Actual 2019	Estimated 2020	Re-estimated 2020	Estimated 2021	Indicative 2022	Indicative 2023
22		Use of Goods and Services						
2211		Use of Goods and Services						
	510	Buildings and facilities repair and maintenance						
	011	Irrigation networks maintenance	323425	75000	75000	50000	50000	50000
		Total of Item	323425	75000	75000	50000	50000	50000
	512	Operating and Sustaining Expenditures						
	008	Qualification and training expenses	0	6000	6000	0	0	0
		Total of Item	0	6000	6000	0	0	0
31		Non-financial Assets						
3111		Buildings and Constructions						
	508	Works and Constructions						
	010	Construction of irrigation networks	7392	0	0	0	0	0
	016	Construction of excavations and wells	216755	15000	15000	100000	100000	100000
		Total of Item	224147	15000	15000	100000	100000	100000
3112		Devices, Machinery and Equipment						
	505	Equipment, Machines and Devices						
	007	Agricultural tools and equipment	0	0	0	10000	10000	10000
		Total of Item	0	0	0	10000	10000	10000
3122		Inventories						
	503	Materials and supplies						
	003	Agricultural supplies	126041	64000	64000	15000	15000	15000
		Total of Item	126041	64000	64000	15000	15000	15000
		Total of Project / Treasury	673613	160000	160000	175000	175000	175000

Capital Expenditures According to Program and Projects for the Years 2019 - 2023

Chapter : 2201 Ministry of Agriculture

(In JDs)

Program 4020 Land Reclamation and Development								
Project 717 Improving poor rural families income in Northern Ghours / Irbid governorate								
Fund Source 102001 Capital (Treasury)								
Group	item	Description	Actual 2019	Estimated 2020	Re-estimated 2020	Estimated 2021	Indicative 2022	Indicative 2023
31		Non-financial Assets						
3122		Inventories						
	503	Materials and supplies						
	003	Agricultural supplies	126357	10000	0	0	0	0
		Total of Item	126357	10000	0	0	0	0
		Total of Project / Treasury	126357	10000	0	0	0	0
Project 718 Agricultural projects in Balqa' governorate								
Fund Source 102001 Capital (Treasury)								
Group	item	Description	Actual 2019	Estimated 2020	Re-estimated 2020	Estimated 2021	Indicative 2022	Indicative 2023
31		Non-financial Assets						
3111		Buildings and Constructions						
	508	Works and Constructions						
	010	Construction of irrigation networks	16096	0	0	0	0	0
	013	Construction of buildings	0	0	0	50000	50000	50000
		Total of Item	16096	0	0	50000	50000	50000
3122		Inventories						
	503	Materials and supplies						
	002	Medical supplies and consumables	0	30000	30000	40000	50000	50000
	003	Agricultural supplies	79093	47000	47000	60000	150000	150000
	021	Fodder, fertilizers and insecticides	0	20000	0	40000	100000	100000
		Total of Item	79093	97000	77000	140000	300000	300000
		Total of Project / Treasury	95189	97000	77000	190000	350000	350000
Project 719 Food security / Zarqa governorate								
Fund Source 102001 Capital (Treasury)								
Group	item	Description	Actual 2019	Estimated 2020	Re-estimated 2020	Estimated 2021	Indicative 2022	Indicative 2023
31		Non-financial Assets						
3122		Inventories						
	503	Materials and supplies						
	003	Agricultural supplies	0	0	0	50000	50000	0
		Total of Item	0	0	0	50000	50000	0
		Total of Project / Treasury	0	0	0	50000	50000	0
Project 720 Agricultural pattern modernization projects in Ma'daba governorate								
Fund Source 102001 Capital (Treasury)								
Group	item	Description	Actual 2019	Estimated 2020	Re-estimated 2020	Estimated 2021	Indicative 2022	Indicative 2023
22		Use of Goods and Services						
2211		Use of Goods and Services						
	510	Buildings and facilities repair and maintenance						
	009	Buildings repair and renovation	0	0	0	50000	0	0
		Total of Item	0	0	0	50000	0	0
		Total of Project / Treasury	0	0	0	50000	0	0

Capital Expenditures According to Program and Projects for the Years 2019 - 2023

Chapter : 2201 Ministry of Agriculture

(In JDs)

Program 4020 Land Reclamation and Development								
Project 722 Agricultural projects in Ma'daba governorate								
Fund Source 102001 Capital (Treasury)								
Group	item	Description	Actual 2019	Estimated 2020	Re-estimated 2020	Estimated 2021	Indicative 2022	Indicative 2023
22		Use of Goods and Services						
2211		Use of Goods and Services						
	510	Buildings and facilities repair and maintenance						
	011	Irrigation networks maintenance	0	0	0	20000	40000	40000
		Total of Item	0	0	0	20000	40000	40000
31		Non-financial Assets						
3111		Buildings and Constructions						
	508	Works and Constructions						
	016	Construction of excavations and wells	0	0	0	70000	20000	20000
		Total of Item	0	0	0	70000	20000	20000
		Total of Project / Treasury	0	0	0	90000	60000	60000
Project 723 Anti-poverty project (Al-Hakourah) in Ma'daba governorate								
Fund Source 102001 Capital (Treasury)								
Group	item	Description	Actual 2019	Estimated 2020	Re-estimated 2020	Estimated 2021	Indicative 2022	Indicative 2023
31		Non-financial Assets						
3122		Inventories						
	503	Materials and supplies						
	003	Agricultural supplies	86626	0	0	0	0	0
		Total of Item	86626	0	0	0	0	0
		Total of Project / Treasury	86626	0	0	0	0	0
Project 725 Open agricultural roads in Ma'an governorate								
Fund Source 102001 Capital (Treasury)								
Group	item	Description	Actual 2019	Estimated 2020	Re-estimated 2020	Estimated 2021	Indicative 2022	Indicative 2023
31		Non-financial Assets						
3111		Buildings and Constructions						
	508	Works and Constructions						
	003	Construction of agricultural roads	194623	0	0	0	0	0
		Total of Item	194623	0	0	0	0	0
		Total of Project / Treasury	194623	0	0	0	0	0

Capital Expenditures According to Program and Projects for the Years 2019 - 2023

Chapter : 2201 Ministry of Agriculture

(In JDs)

Program 4020 Land Reclamation and Development								
Project 726 Agricultural development projects in Tafila governorate								
Fund Source 102001 Capital (Treasury)								
Group	item	Description	Actual 2019	Estimated 2020	Re-estimated 2020	Estimated 2021	Indicative 2022	Indicative 2023
21		Compensations of Employees						
2111		Salaries, Wages and Allowances						
	502	Wages						
	001	Wages	94037	0	0	0	0	0
		Total of Item	94037	0	0	0	0	0
31		Non-financial Assets						
3111		Buildings and Constructions						
	508	Works and Constructions						
	013	Construction of buildings	0	12802	12802	100000	630000	860000
	016	Construction of excavations and wells	206400	93663	93663	0	0	0
		Total of Item	206400	106465	106465	100000	630000	860000
3112		Devices, Machinery and Equipment						
	505	Equipment, Machines and Devices						
	007	Agricultural tools and equipment	6322	0	0	0	0	0
		Total of Item	6322	0	0	0	0	0
3122		Inventories						
	503	Materials and supplies						
	002	Medical supplies and consumables	0	27224	27224	0	0	0
	003	Agricultural supplies	0	70000	70000	0	0	0
		Total of Item	0	97224	97224	0	0	0
		Total of Project / Treasury	306759	203689	203689	100000	630000	860000
Project 727 Support poor rural families in Ma'an governorate								
Fund Source 102001 Capital (Treasury)								
Group	item	Description	Actual 2019	Estimated 2020	Re-estimated 2020	Estimated 2021	Indicative 2022	Indicative 2023
31		Non-financial Assets						
3122		Inventories						
	503	Materials and supplies						
	003	Agricultural supplies	27854	0	0	0	0	0
		Total of Item	27854	0	0	0	0	0
		Total of Project / Treasury	27854	0	0	0	0	0

Capital Expenditures According to Program and Projects for the Years 2019 - 2023

Chapter : 2201 Ministry of Agriculture

(In JDs)

Program 4020 Land Reclamation and Development								
Project		728 Reclaiming lands, agricultural development, and water harvesting in Irbid governorate						
Fund Source		102001 Capital (Treasury)						
Group	item	Description	Actual 2019	Estimated 2020	Re-estimated 2020	Estimated 2021	Indicative 2022	Indicative 2023
22		Use of Goods and Services						
2211		Use of Goods and Services						
	510	Buildings and facilities repair and maintenance						
	009	Buildings repair and renovation	0	0	0	24000	30000	60000
		Total of Item	0	0	0	24000	30000	60000
31		Non-financial Assets						
3111		Buildings and Constructions						
	508	Works and Constructions						
	016	Construction of excavations and wells	114040	74289	74000	239000	525000	698000
		Total of Item	114040	74289	74000	239000	525000	698000
3122		Inventories						
	503	Materials and supplies						
	003	Agricultural supplies	0	0	0	20000	15000	40000
	021	Fodder, fertilizers and insecticides	0	0	0	20000	40000	23000
		Total of Item	0	0	0	40000	55000	63000
		Total of Project / Treasury	114040	74289	74000	303000	610000	821000
Project		729 Agricultural projects in the Southern Jordan Valley District / Karak Governorate						
Fund Source		102001 Capital (Treasury)						
Group	item	Description	Actual 2019	Estimated 2020	Re-estimated 2020	Estimated 2021	Indicative 2022	Indicative 2023
31		Non-financial Assets						
3111		Buildings and Constructions						
	508	Works and Constructions						
	011	Construction of greenhouses	97845	0	0	0	0	0
		Total of Item	97845	0	0	0	0	0
3112		Devices, Machinery and Equipment						
	505	Equipment, Machines and Devices						
	007	Agricultural tools and equipment	3196	0	0	0	0	0
	062	Solar cells systems and equipment	0	13500	13500	0	0	0
		Total of Item	3196	13500	13500	0	0	0
	506	Vehicles and Equipment						
	003	Pick-up vehicles	43800	0	0	0	0	0
	008	Tractors	18800	16500	16500	0	0	0
		Total of Item	62600	16500	16500	0	0	0
3122		Inventories						
	503	Materials and supplies						
	003	Agricultural supplies	8382	0	0	0	0	0
		Total of Item	8382	0	0	0	0	0
		Total of Project / Treasury	172023	30000	30000	0	0	0
Project		730 Income-generating projects for poor families, sheep and goats / Mafraq Governorate						
Fund Source		102001 Capital (Treasury)						
Group	item	Description	Actual 2019	Estimated 2020	Re-estimated 2020	Estimated 2021	Indicative 2022	Indicative 2023
31		Non-financial Assets						
3122		Inventories						
	503	Materials and supplies						
	003	Agricultural supplies	0	0	0	0	50000	50000
		Total of Item	0	0	0	0	50000	50000
		Total of Project / Treasury	0	0	0	0	50000	50000

Capital Expenditures According to Program and Projects for the Years 2019 - 2023

Chapter : 2201 Ministry of Agriculture

(In JDs)

Program 4020 Land Reclamation and Development								
Project 737 Water harvest (earthen dams) / Tafila Governorate								
Fund Source 102001 Capital (Treasury)								
Group	item	Description	Actual 2019	Estimated 2020	Re-estimated 2020	Estimated 2021	Indicative 2022	Indicative 2023
31		Non-financial Assets						
3111		Buildings and Constructions						
	508	Works and Constructions						
	004	Construction of dams	0	0	0	0	50000	100000
		Total of Item	0	0	0	0	50000	100000
		Total of Project / Treasury	0	0	0	0	50000	100000
Project 739 Agricultural projects to improve the income level of families in Karak Governorate								
Fund Source 102001 Capital (Treasury)								
Group	item	Description	Actual 2019	Estimated 2020	Re-estimated 2020	Estimated 2021	Indicative 2022	Indicative 2023
31		Non-financial Assets						
3122		Inventories						
	503	Materials and supplies						
	003	Agricultural supplies	0	0	0	0	223000	115000
		Total of Item	0	0	0	0	223000	115000
		Total of Project / Treasury	0	0	0	0	223000	115000
Project 740 Drilling artesian wells in Ma'an Governorate								
Fund Source 102001 Capital (Treasury)								
Group	item	Description	Actual 2019	Estimated 2020	Re-estimated 2020	Estimated 2021	Indicative 2022	Indicative 2023
31		Non-financial Assets						
3111		Buildings and Constructions						
	508	Works and Constructions						
	013	Construction of buildings	0	0	0	0	305000	360000
		Total of Item	0	0	0	0	305000	360000
		Total of Project / Treasury	0	0	0	0	305000	360000
Total of Program			3906741	1362048	1331655	2148000	4448000	4861000

Capital Expenditures According to Program and Projects for the Years 2019 - 2023

Chapter : 2201 Ministry of Agriculture

(In JDs)

Program 4025 The National Center for Agricultural Research and Extension								
Project		003 Agricultural Research						
Fund Source		102001 Capital (Treasury)						
Group	Item	Description	Actual 2019	Estimated 2020	Re-estimated 2020	Estimated 2021	Indicative 2022	Indicative 2023
21		Compensations of Employees						
2111		Salaries, Wages and Allowances						
	501	Salaries						
	001	Salaries	180539	327000	253500	100000	100000	100000
		Total of Item	180539	327000	253500	100000	100000	100000
	502	Wages						
	001	Wages	298486	270000	170000	272000	340000	340000
		Total of Item	298486	270000	170000	272000	340000	340000
22		Use of Goods and Services						
2211		Use of Goods and Services						
	510	Buildings and facilities repair and maintenance						
	008	Buildings and facilities maintenance	14957	10000	5000	10000	10000	10000
		Total of Item	14957	10000	5000	10000	10000	10000
	512	Operating and Sustaining Expenditures						
	008	Qualification and training expenses	23121	500	500	0	0	0
	009	Fees	9992	15000	5000	15000	15000	15000
	011	Capacity building expenses	19931	3500	3500	0	0	0
	012	Subscriptions, insurances	10972	20000	15000	0	0	0
	013	Services contracts	40000	40000	30000	40000	40000	40000
	035	Technical and administrative support	365984	400000	300000	0	0	0
	036	Computerization and automation operations expenses	3954	6000	6000	5000	5000	5000
	118	Repayment of due claims	44901	45000	45000	0	0	0
		Total of Item	518855	530000	405000	60000	60000	60000
28		Other Expenditures						
2822		Other Capital Expenditures						
	504	Studies, Research and Consultations						
	004	Agricultural studies	55002	38500	30000	60000	60000	60000
		Total of Item	55002	38500	30000	60000	60000	60000
31		Non-financial Assets						
3112		Devices, Machinery and Equipment						
	505	Equipment, Machines and Devices						
	001	Computers and accessories	4998	5000	5000	5000	5000	5000
	003	Office supplies and equipment	4726	10000	10000	10000	10000	10000
	007	Agricultural tools and equipment	2974	10000	10000	10000	10000	10000
	023	Electrical devices and equipment	4822	5000	5000	5000	5000	5000
		Total of Item	17520	30000	30000	30000	30000	30000
3122		Inventories						
	503	Materials and supplies						
	003	Agricultural supplies	19737	14500	14500	25000	25000	25000
	019	Spare parts supplies	4946	7000	7000	10000	10000	10000
	021	Fodder, fertilizers and insecticides	9682	15000	15000	15000	15000	15000
		Total of Item	34365	36500	36500	50000	50000	50000
		Total of Project / Treasury	1119724	1242000	930000	582000	650000	650000

Capital Expenditures According to Program and Projects for the Years 2019 - 2023

Chapter : 2201 Ministry of Agriculture

(In JDs)

Program 4025 The National Center for Agricultural Research and Extension								
Project		018 Establishing a building for the regional center in Deir Alla						
Fund Source		102001 Capital (Treasury)						
Group	item	Description	Actual 2019	Estimated 2020	Re-estimated 2020	Estimated 2021	Indicative 2022	Indicative 2023
22		Use of Goods and Services						
2211		Use of Goods and Services						
	510	Buildings and facilities repair and maintenance						
	008	Buildings and facilities maintenance	0	1000	1000	25000	0	0
		Total of Item	0	1000	1000	25000	0	0
31		Non-financial Assets						
3113		Other Fixed Assets						
	511	Equipping and furnishing						
	006	Furnishing and equipping the buildings and facilities	177882	0	0	25000	0	0
		Total of Item	177882	0	0	25000	0	0
		Total of Project / Treasury	177882	1000	1000	50000	0	0
Project		022 Increasing planting of irrigated wheat and barley seeds						
Fund Source		102001 Capital (Treasury)						
Group	item	Description	Actual 2019	Estimated 2020	Re-estimated 2020	Estimated 2021	Indicative 2022	Indicative 2023
21		Compensations of Employees						
2111		Salaries, Wages and Allowances						
	502	Wages						
	001	Wages	15000	500	500	15000	15000	15000
		Total of Item	15000	500	500	15000	15000	15000
22		Use of Goods and Services						
2211		Use of Goods and Services						
	512	Operating and Sustaining Expenditures						
	006	Devices, tools and equipment maintenance	11027	500	500	15000	15000	15000
	008	Qualification and training expenses	12938	0	0	0	0	0
	035	Technical and administrative support	31859	45000	45000	0	0	0
		Total of Item	55824	45500	45500	15000	15000	15000
28		Other Expenditures						
2822		Other Capital Expenditures						
	504	Studies, Research and Consultations						
	004	Agricultural studies	11617	15000	15000	15000	15000	15000
		Total of Item	11617	15000	15000	15000	15000	15000
31		Non-financial Assets						
3112		Devices, Machinery and Equipment						
	505	Equipment, Machines and Devices						
	007	Agricultural tools and equipment	96773	154000	154000	145000	175000	175000
		Total of Item	96773	154000	154000	145000	175000	175000
3122		Inventories						
	503	Materials and supplies						
	003	Agricultural supplies	14742	6000	6000	15000	15000	15000
	021	Fodder, fertilizers and insecticides	33551	33500	33400	45000	45000	45000
		Total of Item	48293	39500	39400	60000	60000	60000
		Total of Project / Treasury	227507	254500	254400	250000	280000	280000

Capital Expenditures According to Program and Projects for the Years 2019 - 2023

Chapter : 2201 Ministry of Agriculture

(In JDs)

Program 4025 The National Center for Agricultural Research and Extension								
Project		701 Improving camel management for milk production / Mafrq Governorate						
Fund Source		102001 Capital (Treasury)						
Group	item	Description	Actual 2019	Estimated 2020	Re-estimated 2020	Estimated 2021	Indicative 2022	Indicative 2023
21		Compensations of Employees						
2111		Salaries, Wages and Allowances						
	502	Wages						
	001	Wages	2848	2000	2000	0	0	0
		Total of Item	2848	2000	2000	0	0	0
22		Use of Goods and Services						
2211		Use of Goods and Services						
	512	Operating and Sustaining Expenditures						
	008	Qualification and training expenses	4845	0	0	0	0	0
		Total of Item	4845	0	0	0	0	0
31		Non-financial Assets						
3111		Buildings and Constructions						
	508	Works and Constructions						
	013	Construction of buildings	0	5000	2000	0	0	0
		Total of Item	0	5000	2000	0	0	0
3122		Inventories						
	503	Materials and supplies						
	003	Agricultural supplies	0	20000	9000	20000	0	0
	006	Laboratories supplies and materials	9525	0	0	0	0	0
	021	Fodder, fertilizers and insecticides	4826	3000	2000	0	0	0
		Total of Item	14351	23000	11000	20000	0	0
		Total of Project / Treasury	22044	30000	15000	20000	0	0
Project		702 Cultivating the fodder by using non-traditional water / Mafrq governorate						
Fund Source		102001 Capital (Treasury)						
Group	item	Description	Actual 2019	Estimated 2020	Re-estimated 2020	Estimated 2021	Indicative 2022	Indicative 2023
21		Compensations of Employees						
2111		Salaries, Wages and Allowances						
	502	Wages						
	001	Wages	2896	0	0	0	0	0
		Total of Item	2896	0	0	0	0	0
22		Use of Goods and Services						
2211		Use of Goods and Services						
	512	Operating and Sustaining Expenditures						
	008	Qualification and training expenses	3000	5000	5000	0	0	0
		Total of Item	3000	5000	5000	0	0	0
31		Non-financial Assets						
3112		Devices, Machinery and Equipment						
	505	Equipment, Machines and Devices						
	007	Agricultural tools and equipment	3205	25000	10000	0	0	0
		Total of Item	3205	25000	10000	0	0	0
3122		Inventories						
	503	Materials and supplies						
	003	Agricultural supplies	2409	0	0	0	0	0
	021	Fodder, fertilizers and insecticides	5000	0	0	0	0	0
		Total of Item	7409	0	0	0	0	0
		Total of Project / Treasury	16510	30000	15000	0	0	0

Capital Expenditures According to Program and Projects for the Years 2019 - 2023

Chapter : 2201 Ministry of Agriculture

(In JDs)

Program 4025 The National Center for Agricultural Research and Extension								
Project 703 Al-Khnassri station project in Al-Mafraq governorate								
Fund Source 102001 Capital (Treasury)								
Group	item	Description	Actual 2019	Estimated 2020	Re-estimated 2020	Estimated 2021	Indicative 2022	Indicative 2023
31		Non-financial Assets						
3111		Buildings and Constructions						
	508	Works and Constructions						
	013	Construction of buildings	0	0	0	30000	0	0
		Total of Item	0	0	0	30000	0	0
		Total of Project / Treasury	0	0	0	30000	0	0
Project 704 Solar energy projects in Mafraq governorate								
Fund Source 102001 Capital (Treasury)								
Group	item	Description	Actual 2019	Estimated 2020	Re-estimated 2020	Estimated 2021	Indicative 2022	Indicative 2023
28		Other Expenditures						
2822		Other Capital Expenditures						
	504	Studies, Research and Consultations						
	004	Agricultural studies	12072	0	0	0	0	0
		Total of Item	12072	0	0	0	0	0
31		Non-financial Assets						
3112		Devices, Machinery and Equipment						
	505	Equipment, Machines and Devices						
	062	Solar cells systems and equipment	14027	0	0	0	0	0
		Total of Item	14027	0	0	0	0	0
		Total of Project / Treasury	26099	0	0	0	0	0

Capital Expenditures According to Program and Projects for the Years 2019 - 2023

Chapter : 2201 Ministry of Agriculture

(In JDs)

Program 4025 The National Center for Agricultural Research and Extension								
Project 705 Agricultural researches projects in Aqaba governorate								
Fund Source 102001 Capital (Treasury)								
Group	item	Description	Actual 2019	Estimated 2020	Re-estimated 2020	Estimated 2021	Indicative 2022	Indicative 2023
21		Compensations of Employees						
2111		Salaries, Wages and Allowances						
	502	Wages						
	001	Wages	4429	0	0	0	0	0
		Total of Item	4429	0	0	0	0	0
22		Use of Goods and Services						
2211		Use of Goods and Services						
	510	Buildings and facilities repair and maintenance						
	008	Buildings and facilities maintenance	14509	0	0	0	0	0
		Total of Item	14509	0	0	0	0	0
	512	Operating and Sustaining Expenditures						
	008	Qualification and training expenses	2137	0	0	0	0	0
		Total of Item	2137	0	0	0	0	0
31		Non-financial Assets						
3111		Buildings and Constructions						
	508	Works and Constructions						
	013	Construction of buildings	0	8284	8284	50000	100000	0
		Total of Item	0	8284	8284	50000	100000	0
3112		Devices, Machinery and Equipment						
	505	Equipment, Machines and Devices						
	009	Laboratories and Measurement Devices	71274	0	0	0	0	0
		Total of Item	71274	0	0	0	0	0
	506	Vehicles and Equipment						
	008	Tractors	16124	0	0	0	0	0
		Total of Item	16124	0	0	0	0	0
3122		Inventories						
	503	Materials and supplies						
	003	Agricultural supplies	280	0	0	75000	0	0
	006	Laboratories supplies and materials	8290	0	0	0	0	0
	021	Fodder, fertilizers and insecticides	11246	0	0	0	0	0
		Total of Item	19816	0	0	75000	0	0
		Total of Project / Treasury	128289	8284	8284	125000	100000	0
Project 707 Building a center in Al-Khalidya station / Mafraq governorate								
Fund Source 102001 Capital (Treasury)								
Group	item	Description	Actual 2019	Estimated 2020	Re-estimated 2020	Estimated 2021	Indicative 2022	Indicative 2023
28		Other Expenditures						
2822		Other Capital Expenditures						
	504	Studies, Research and Consultations						
	014	Studies, research and design	0	0	0	30000	980000	1000000
		Total of Item	0	0	0	30000	980000	1000000
		Total of Project / Treasury	0	0	0	30000	980000	1000000

Capital Expenditures According to Program and Projects for the Years 2019 - 2023

Chapter : 2201 Ministry of Agriculture

(In JDs)

Program		4025 The National Center for Agricultural Research and Extension						
Project		708 Preserving an equine species / Mafraq Governorate						
Fund Source		102001 Capital (Treasury)						
Group	item	Description	Actual 2019	Estimated 2020	Re-estimated 2020	Estimated 2021	Indicative 2022	Indicative 2023
31		Non-financial Assets						
3122		Inventories						
	503	Materials and supplies						
	003	Agricultural supplies	0	0	0	20000	0	0
		Total of Item	0	0	0	20000	0	0
		Total of Project / Treasury	0	0	0	20000	0	0
		Total of Program	1718055	1565784	1223684	1107000	2010000	1930000
		Total of Chapter / Treasury	18124057	14303003	11662000	10090000	14258000	13512000
		Total of Chapter / Loans	261062	575000	575000	700000	1000000	1000000
		Total of Chapter	18385119	14878003	12237000	10790000	15258000	14512000