

Chapter : 2101 Ministry of Public Works and Housing

Creation: The Ministry of Public Works and Housing was established under Bylaw No. (55) for the year 1966.

Vision : Safe and economic roads, an advanced construction sector, pioneering, excellence, sustaining, and highlight identity of government building.

Mission: Connecting cities, villages, housing and economic complexes and neighboring countries with an excellent road network of high quality level and preserving its sustainability, increase the level of traffic safety on roads, developing the construction sector by using and applying the best modern practices and techniques that cope with the international developments as well as construction of pioneer government buildings which support the national and developmental goals and ensure the safety and life of staff, customers and visitors through the adoption and implementation of the best international performance practices.

Legal Framework : Ministry of Public Works and Housing Organization and Administration Bylaw No. (55) for the year 1996, and amendments thereto

Tasks of the Ministry / Department:

- Rehabilitation, maintenance and sustaining the roads network in the Kingdom.
- Implement and maintain agricultural and rural roads to serve production sites.
- Provide traffic safety criteria on roads to reduce road accidents
- Realize effective and pioneering institutional performance.
- Regulate and promote the quality of constructions sector.
- Supervise the implementation of government buildings.
- Set up the national programs and plans to establish buildings.
- Conduct the routine maintenance of government buildings.
- Promote the level of service in border centers and connect the neighbouring countries through roads with technical level matching the international standards.

Ministry/Department Contribution to the Achievement of the National Objectives:

- Achieve development balance among governorates in light of the application of decentralization.
- Improve the level of services provided for citizens and fairness in their distribution

Major Issues and Challenges which face the Ministry / Department:

- Insufficient financial appropriations allocated for projects especially maintenance projects.
- Instability of raw material prices especially fuels and realize quality control for materials used in implementing roads and buildings projects
- Migration and dropout of qualified human resources and lack of labor.
- The need for unifying the references related to developing, modernizing and organizing constructions especially construction contracts and legislations and unifying them between the private and public sectors.

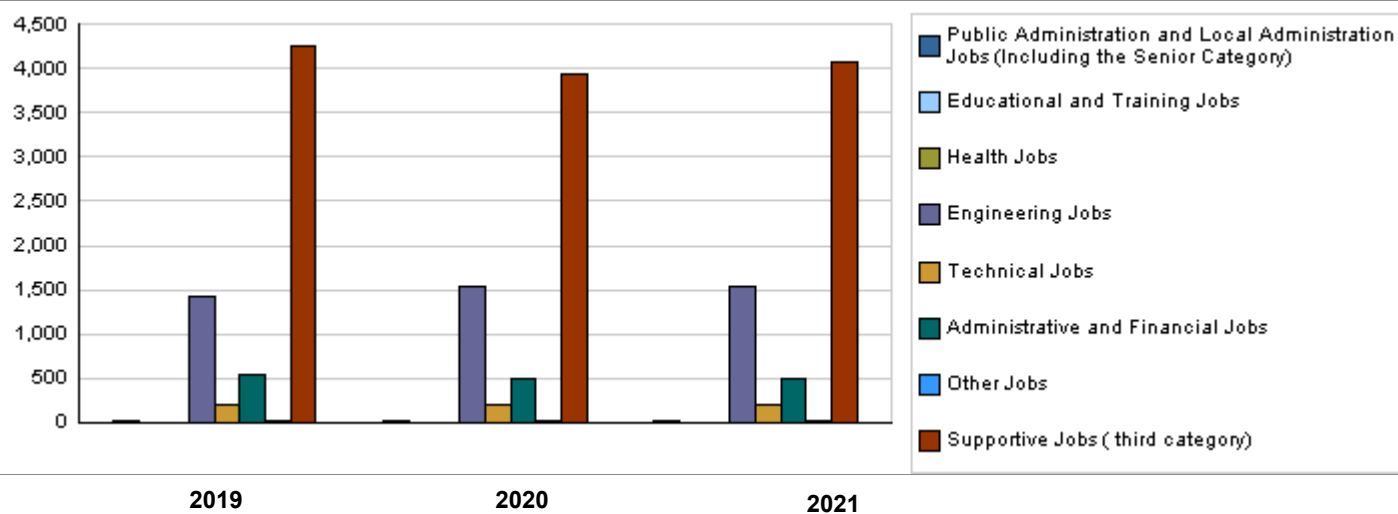
CHAPTER : 2101 Ministry of Public Works and Housing

Strategic Objectives and Performance Indicators of the Ministry / Department

Strategic Objective	Performance Indicator	Base year	Value	Actual Value	Target Value	Preliminary Self Evaluation	Target Value		
				2019	2020	2020	2021	2022	2023
1 - To enhance institutional performance	1 Percentage of the citizen's satisfaction with roads infrastructure	2009	%55	%95	%97	%96	%97	%98	%99
	2 Percentage of satisfaction of the Ministry's partners	2010	%75	%87	%88.7	%88.3	%89	%90	%91
2 - To maintain sustainability of the main, secondary and rural roads with economic and developmental returns all over the Kingdom	1 Percentage of reduction of the number of accidents caused by road defects	2009	%9.5	%3	%3.3	%3.1	%3.4	%3.5	%3.6
3 - To establish an integrated and safe road network to contribute to achieving the development	1 Increase in the lengths of completed roads relying on adopted technical criteria/ (km)	2006	7694	7505	7530	7520	7540	7550	7560
	2 Increase in the construction of roads and intersections all over the Kingdom for each governorate	2013	2	12	14	13	14	15	16
4 - To provide leading government buildings with a distinguished identity.	1 Percentage of government -owned buildings to total used buildings	2013	%60	%70	%73	%72	%73	%74	%75

Number of Staff of the Ministry / Department

Group	Job	2019			2020			Preliminary 2021		
		Male	Female	Total	Male	Female	Total	Male	Female	Total
Public Administration and Local Administration Jobs (Including the Senior Category)	Leadership and supervisory jobs	27	3	30	28	1	29	28	1	29
Educational and Training Jobs		0	0	0	0	0	0	0	0	0
Health Jobs	Health jobs group	3	0	3	3	0	3	3	0	3
Engineering Jobs	Engineers	1017	418	1435	1045	486	1531	1045	486	1531
Technical Jobs	Programmers and Technicians	150	61	211	139	60	199	139	60	199
Administrative and Financial Jobs	Heads of sections and financial officers	342	210	552	350	150	500	350	150	500
Other Jobs	Technicians	27	0	27	27	0	27	27	0	27
Supportive Jobs (third category)	Support employee	3732	511	4243	3479	454	3933	3613	454	4067
Total		5298	1203	6501	5071	1151	6222	5205	1151	6356
Total Cost of Salaries		32354893	7346722	39701615	30771565	6984435	37756000	37708407	8338593	46047000



Key Information of the Ministry / Department

No.	Description	base year	Value	Primary 2020	Estimated 2021												
					Irbid	Mafraq	Jarsh	Ajloun	Amman	Balqa'	Zaraq'	Madaba	Karak	Ma'an	Tafila	Aqaba	Total
1	Lengths of established main roads/ KM	2008	25	20	4	2	2	2	4	4	4	2	2	3	2	1	32
2	Lengths of established rural roads/KM	2008	12	10	2	2	2	1	0	2	1	1	2	1	2	1	17
3	Lengths of established secondary roads/KM	2008	11	10	1	1	1	2	1	2	1	2	2	2	1	1	17

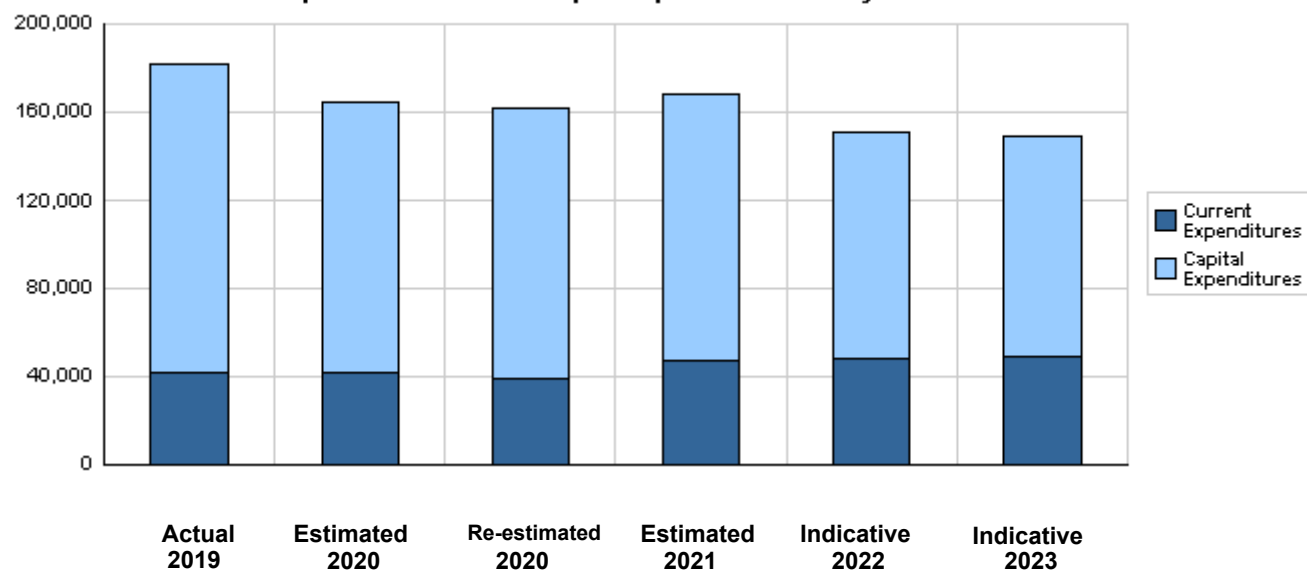
**Overall Summary of Expenditures for Chapter 2101- Ministry of Public Works and Housing
for the Years 2019 - 2023**

(In JDs)

Description		Actual 2019	Estimated 2020	Re-estimated 2020	Estimated 2021	Indicative 2022 2023	
Group	Current Expenditures						
2111	Salaries, Wages and Allowances	34,396,133	35,283,000	32,856,000	40,847,000	41,348,000	41,858,000
2121	Social Security Contributions	5,305,482	4,980,000	4,900,000	5,200,000	5,353,000	5,471,000
2211	Use of Goods and Services	1,841,879	1,890,000	1,675,000	1,608,000	1,780,000	1,790,000
2821	Other Current Expenditures	25,662	40,000	40,000	38,000	38,000	38,000
	Total current expenditures	41,569,156	42,193,000	39,471,000	47,693,000	48,519,000	49,157,000
	Capital Expenditures						
2111	Salaries, Wages and Allowances	1,984,883	1,485,000	1,485,000	3,065,000	1,310,000	1,310,000
2211	Use of Goods and Services	22,939,466	5,887,247	5,886,560	7,932,000	4,290,000	4,413,000
2511	Subsidies to Public Corporations	249,824	225,000	225,000	225,000	500,000	250,000
2822	Other Capital Expenditures	1,033,349	845,000	845,000	1,150,000	1,100,000	1,100,000
3111	Buildings and Constructions	112,771,776	113,322,440	113,322,440	106,028,000	93,356,000	90,597,000
3112	Devices, Machinery and Equipment	461,620	425,000	425,000	1,247,000	885,000	1,070,000
3122	Inventories	442,592	410,000	410,000	1,110,000	1,110,000	900,000
	Total capital expenditures	139,883,510	122,599,687	122,599,000	120,757,000	102,551,000	99,640,000
	Treasury	125,380,426	62,849,687	62,849,000	72,757,000	61,301,000	58,640,000
	Loans	14,503,084	59,750,000	59,750,000	48,000,000	41,250,000	41,000,000
	Total current and capital expenditures	181,452,666	164,792,687	162,070,000	168,450,000	151,070,000	148,797,000

(Thousands of JDs)

Graph of the current and capital expenditures for the years 2019 - 2023

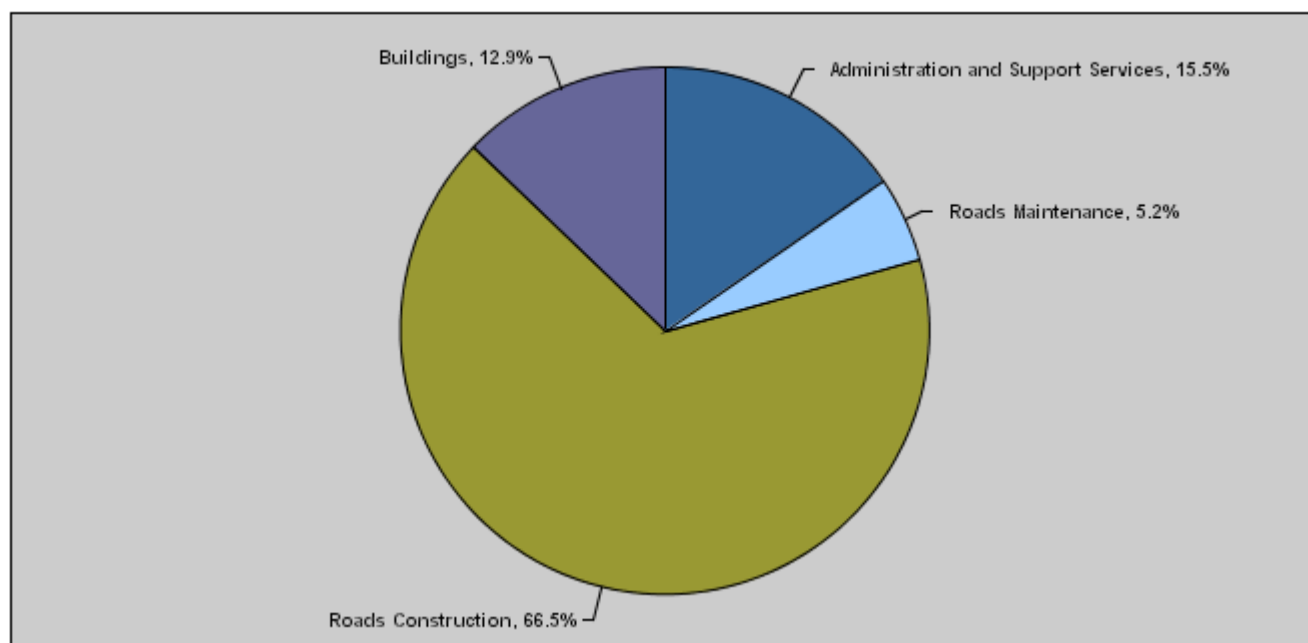


**Budget of Chapter 2101 - Ministry of Public Works and Housing
For the Year 2021 Distributed According to Program**

(In JDs)

Prog.	Description	Current Expenditures	Capital Expenditures	Total Expenditures
3701	Administration and Support Services	25,835,000	225,000	26,060,000
3705	Roads Maintenance	0	8,727,000	8,727,000
3710	Roads Construction	8,024,000	103,948,000	111,972,000
3905	Buildings	13,834,000	7,857,000	21,691,000
Total		47,693,000	120,757,000	168,450,000

Total Expenditures for the Year 2021 Distributed According to Programs



Estimated Allocations for Females distributed according to Programs for the Years 2019 - 2023

Program		2019	2020	2021	2022	2023
3701	Administration and Support Services	12129000	11158000	12995000	13299000	13248000
3705	Roads Maintenance	5950000	1928000	5173000	1750000	1899000
3710	Roads Construction	63000000	58000000	56000000	48000000	47000000
3905	Buildings	7500000	7500000	11880000	9000000	9000000
Total		88579000	78586000	86048000	72049000	71147000

Estimated Allocations For Child distributed according to Programs for the Years 2019 - 2023

Program		2019	2020	2021	2022	2023
3701	Administration and Support Services	47000	4300000	5000000	5000000	5000000
3705	Roads Maintenance	2300000	747000	2000000	670000	736000
3710	Roads Construction	24552000	22800000	22000000	18600000	18300000
3905	Buildings	2900000	2900000	4600000	3500000	3500000
Total		29799000	30747000	33600000	27770000	27536000

Budget Chapter 2101 - Ministry of Public Works and Housing Distributed According to the Program

3701	Administration and Support Services Program
-------------	--

Objective of the program :

Perform the administrative functions and those functions related to budget, finance, personnel, HR and training in the Ministry.

The strategic objective related to the program :

To enhance institutional performance.

Directorates associated with the program :

- Financial Affairs Directorate.
- Administrative Affairs Directorate.
- Institutional Performance Development Directorate.
- Workshops Directorate.

Services provided by the program :

Provide administrative and financial support to all programs and projects of the Ministry.

Staff working in the program :

The program is implemented through a functional staff in 2020 estimated with (3392) staff, including (3065) males and (327) females .

Key Performance Indicators for Program

	Performance Measurement Indicator	Base Year	Value	Actual value	Target Value	Preliminary Self Evaluation	Target Value		
				2019	2020		2020	2021	2022
1	Increase in the percentage of employees holding diploma or higher degrees	2009	%22	%30	%31.5	%31	%32	%33	%34
2	Percentage of minimizing the annual average of staff dropout	2009	%9.5	%7	%8	%7.5	%8	%8.5	%9

Appropriations Of Administration and Support Services Program as Per Activities and Projects.

(In JDs)

Activities and Projects	Actual	Estimated	Re-estimated	Estimated	Indicative	
	2019	2020	2020	2021	2022	2023
Current Expenditures	24,506,024	24,043,000	22,546,000	25,835,000	26,415,000	26,476,000
601 Administrative and Support Services	24,506,024	24,043,000	22,546,000	25,835,000	26,415,000	26,476,000
Capital Expenditures	249,824	225,000	225,000	225,000	500,000	250,000
002 Supporting the National Building Council projects	249,824	225,000	225,000	225,000	500,000	250,000
Program / Treasury	249,824	225,000	225,000	225,000	500,000	250,000
Total Program	24,755,848	24,268,000	22,771,000	26,060,000	26,915,000	26,726,000

Budget Chapter 2101 - Ministry of Public Works and Housing Distributed According to the Program

3705 Roads Maintenance Program

Objective of the program :

Carry out periodic and preventive maintenance and renovation of the roads to improve the existing roads network in the Kingdom.

The strategic objective related to the program :

To maintain sustainability of the main, secondary and rural roads with economic and developmental returns all over the Kingdom.

Directorates associated with the program :

- Planning & Studies Directorate.
- Traffic Safety Directorate.
- Maintenance Directorate

Services provided by the program :

Issue tenders for sustaining roads in the governorates and follow up its implementation.

Staff working in the program :

The program is implemented through a functional staff in 2020 estimated with (391) staff, including (200) males and (191) females .

Key Performance Indicators for Program

Performance Measurement Indicator	Base Year	Value	Actual value	Target Value	Preliminary Self Evaluation	Target Value		
			2019	2020		2020	2021	2022
1 Increase in the lengths of renovated roads, annually / (km)	2009	500	1700	1800	1750	1850	1900	1950
2 Minimizing the percentage of roads not conforming to the new technical standards	2011	%10.5	%6	%7	%6.5	%7	%8	%9

Appropriations Of Roads Maintenance Program as Per Activities and Projects.

(In JDs)

Activities and Projects	Actual	Estimated	Re-estimated	Estimated	Indicative	
	2019	2020	2020	2021	2022	2023
Current Expenditures	0	0	0	0	0	0
Capital Expenditures	12,139,602	3,934,247	3,933,560	8,727,000	4,850,000	5,200,000
001 Roads Maintenance Program Administration Project	3,029,193	2,525,000	2,525,000	2,380,000	2,000,000	2,000,000
002 Main and Access Roads and Bridges Maintenance Project- in Northern Region	299,994	110,000	110,000	1,080,000	200,000	0
003 Main and Access Roads and Bridges Maintenance Project - in Central Region	199,990	110,000	110,000	900,000	200,000	200,000
004 Main and Access Roads and Bridges Maintenance Project - in Southern Region	199,994	80,000	80,000	720,000	200,000	200,000
005 Secondary and rural roads maintenance project	299,978	0	0	0	0	0
006 Agricultural Roads Maintenance Project	299,992	0	0	0	0	0
702 Improving the agricultural roads in Ajloun governorate	97,230	0	0	800,000	0	0
705 Maintaining the agricultural roads in the Balqa' governorate	2,505,182	0	0	0	0	0
706 Maintaining rural and secondary roads in Irbid governorate	140,849	225,000	225,000	637,000	725,000	1,175,000
707 General maintenance in Mafraq governorate	223,640	0	0	300,000	400,000	400,000
708 General maintenance in Jerash governorate	462,247	0	0	450,000	0	0
709 General maintenance in Ajloun governorate	796,370	260,000	260,000	450,000	0	0
710 Establishing and maintaining the main roads in the Capital governorate	2,399,549	150,000	150,000	0	0	0
711 Maintaining main, rural, secondary and sub roads in Ma'daba governorate	886,234	474,247	473,560	360,000	375,000	425,000
712 Maintain the main roads in Al Karak governorate	299,160	0	0	0	100,000	150,000
713 Maintaining main roads in Balqa' Governorate	0	0	0	650,000	650,000	650,000
Program / Treasury	12,139,602	3,934,247	3,933,560	8,727,000	4,850,000	5,200,000
Total Program	12,139,602	3,934,247	3,933,560	8,727,000	4,850,000	5,200,000

3710	Roads Construction Program
Objective of the program :	
The program aims to establish main, secondary and rural roads.	
The strategic objective related to the program :	
To establish an integrated and safe road network to contribute to achieving the development.	
Directorates associated with the program :	
<ul style="list-style-type: none"> - Planning & Studies Directorate. - Roads Implementation Directorate. - Traffic Safety Directorate. 	
Services provided by the program :	
Follow up, implement and award tenders for constructing roads.	
Staff working in the program :	
The program is implemented through a functional staff in 2020 estimated with (1433) staff, including (1156) males and (277) females .	

Key Performance Indicators for Program

Performance Measurement Indicator		Base Year	Value	Actual value	Target Value	Preliminary Self Evaluation	Target Value		
				2019	2020		2020	2021	2022
1	Increase in the lengths of constructed rural roads (km)	2006	2435	2640	2760	2700	2750	2770	2780
2	Increase in the lengths of constructed main roads / (km)	2006	3187	2850	2990	2950	3000	3100	3200
3	Increase in the lengths of constructed secondary roads / (km)	2006	2112	2380	2400	2390	2450	2500	2550

Appropriations Of Roads Construction Program as Per Activities and Projects.

(In JDs)

Activities and Projects		Actual	Estimated	Re-estimated	Estimated	Indicative	
		2019	2020	2020	2021	2022	2023
Current Expenditures		7,295,823	8,103,000	6,943,000	8,024,000	7,891,000	8,143,000
601	Setting up plans, studies and designs for roads construction	7,295,823	8,103,000	6,943,000	8,024,000	7,891,000	8,143,000
Capital Expenditures		121,929,074	113,090,440	113,090,440	103,948,000	90,911,000	88,360,000
001	Roads Construction Program Administration Project	12,717,210	3,983,000	3,983,000	5,400,000	10,285,000	4,187,000
002	Road Traffic Safety	606,975	542,000	542,000	1,350,000	500,000	500,000
003	Establishing and improving rural and secondary roads	299,977	200,000	200,000	270,000	850,000	850,000
004	Agricultural Roads	299,922	250,000	250,000	315,000	350,000	350,000
006	Establishing and Enhancing the access roads	250,000	50,000	50,000	1,350,000	500,000	500,000
011	Establishing Mafraq- Safawi Road	199,884	430,000	430,000	1,440,000	0	0
014	Completing Al- Karak/ Al-Qatraneh Road including Al- Karak entrance	248,491	200,000	200,000	90,000	100,000	100,000
015	Completing Salt Ring Road/ Second Part	1,500,000	0	0	1,350,000	200,000	200,000
026	Implementing Zarqa- Berain Road	300,000	0	0	180,000	200,000	200,000
035	Completing Queen Alia International Airport road /second stage	199,926	0	0	900,000	300,000	300,000
037	Kathraba- Jordan Valley Road	1,000,000	0	0	900,000	500,000	2,000,000
038	Lighting the main and access roads	881,902	652,000	652,000	720,000	1,000,000	1,000,000
040	Irbid Ring Road	1,499,941	1,350,000	1,350,000	900,000	500,000	500,000
053	Salt - Jordan Valley Road	99,999	68,387	68,387	0	0	0
055	Rehabilitating bridges and water installations	100,000	80,000	80,000	540,000	800,000	800,000
058	Re-establishing areas of landslides on Amman - Jerash Road	199,891	170,000	170,000	90,000	100,000	100,000
062	Implementing Shoumar Bridge/ Zarqa	350,000	0	0	540,000	0	0
063	Improving the Royal Road/ Karak and Tafleeh	399,901	200,000	200,000	180,000	0	0
075	Al-Korah- Irbid Road	750,000	900,000	900,000	810,000	1,000,000	1,000,000
078	Traffic intersections in the Center, North and South	250,000	0	0	180,000	200,000	200,000
080	Expanding and completing Fheis/ Baccaureate Road	150,000	0	0	450,000	500,000	500,000
081	Establishing Wadi Al Shajarah tunnel and bridge /Salt	499,989	0	0	900,000	300,000	300,000
083	Re-establishing Northern Shouneh / Al-Manshyah/ Waqas Road	749,926	450,000	450,000	720,000	1,000,000	1,000,000

Budget Chapter 2101 - Ministry of Public Works and Housing Distributed According to the Program

3710 Roads Construction Program		Appropriations Of Roads Construction Program as Per Activities and Projects. (In JDs)					
Activities and Projects		Actual 2019	Estimated 2020	Re-estimated 2020	Estimated 2021	Indicative 2022 2023	
Capital Expenditures		121,929,074	113,090,440	113,090,440	103,948,000	90,911,000	88,360,000
085	Al-Bishriyeh/ Azraq Road	499,999	0	0	630,000	900,000	900,000
090	Southern Shouneh road / Al-Kafraïn intersection/ Al-Ramah intersection	1,000,000	333,449	333,449	2,250,000	500,000	3,000,000
091	Al- Mashta palace road leading to Queen Alia International Airport/ air freight	99,975	0	0	0	0	0
093	Expanding and maintaining the Refinery Road/ Zarqa	199,956	0	0	270,000	300,000	300,000
099	Linking Balqa' Governorate with Jerash and Ajloun Governorates	305,000	50,000	50,000	45,000	50,000	50,000
100	Namlah / Wadi Araba Road at the level of a rural road	0	0	0	450,000	500,000	500,000
115	Expanding and maintaining Rhab / Mafraq Road	700,000	540,000	540,000	315,000	350,000	350,000
120	Culture (Al Thaqafa) Circle Intersection / Irbid	150,000	200,000	200,000	450,000	500,000	500,000
122	Umm Al-Amad- Finan Road	299,994	0	0	450,000	500,000	500,000
123	Strategic road to connect north of the Kingdom by a road parallel to Amman/ Jerash Road	99,969	0	0	90,000	100,000	100,000
124	Tal Al-Musamma - Al-Rukban Road	149,893	119,000	119,000	180,000	200,000	200,000
126	Improving the entrance of Ayy District / Karak	149,997	0	0	90,000	100,000	100,000
127	Implementing Al-Sahaba tunnel on the road of Queen Alia International Airport	99,980	90,000	90,000	90,000	100,000	100,000
128	Alamqh Al-Husainya Road	499,991	200,000	200,000	90,000	100,000	100,000
130	Rehabilitating the bridges located on Swemeh road /Al Zarah / Ghour Haditha	1,000,000	1,000,000	1,000,000	180,000	200,000	200,000
131	Irbid Ring Road/ Second Phase	0	250,000	250,000	250,000	1,000,000	1,000,000
132	Salt Ring Road/ Second Phase	0	250,000	250,000	250,000	1,000,000	1,000,000
133	Desert (Sahrawi) Road	44,000,000	71,000,000	71,000,000	25,000,000	0	0
134	Establishing, maintaining and enhancing main and secondary roads in the Kingdom / Outcomes of Mecca summit - Kuwait Fund for Arab Economic Development	0	17,750,000	17,750,000	18,000,000	30,000,000	29,750,000
135	Construction and maintenance of bridges in the Kingdom / Mecca Summit Outcomes - Kuwait Fund for Arab Economic Development	0	3,000,000	3,000,000	3,000,000	9,250,000	9,250,000
136	Road Safety Elements in the Kingdom / Outcomes of Mecca summit - Kuwait Fund for Arab Economic Development	0	1,500,000	1,500,000	1,500,000	0	0
137	Karak Al-Aghwar / Qasbah Road	0	490,000	490,000	0	0	0
138	Agricultural roads in the Al-Mujib and Moab subdistricts, and Qatraneh, Ay and Southern Mazar districts	0	285,000	285,000	0	0	0
139	Development of Ajloun Governorate	0	1,500,000	1,500,000	900,000	1,000,000	1,000,000
140	Implementing works and constructions at Jaber Borders Center	0	0	0	3,240,000	0	0
141	Project of Energy efficiency in public buildings	0	0	0	450,000	500,000	500,000
142	Salt Road / Subaini intersection - Al Aridhah	0	0	0	2,880,000	1,000,000	1,000,000
701	Establishing and improving the agricultural roads in Irbid governorate	3,862,430	0	0	2,717,000	2,300,000	2,570,000
702	Establishing and improving the rural and secondary roads in Irbid governorate	718,395	0	0	1,282,000	870,000	550,000
703	Establishing and improving the rural and secondary roads in Mafraq governorate	1,372,571	73,604	73,604	350,000	450,000	450,000
704	Establishing and improving the agricultural roads in Mafraq governorate	2,909,938	0	0	350,000	600,000	600,000
705	Constructing and re-establishing an agricultural roads / Jerash governorate	1,949,219	1,220,000	1,220,000	500,000	0	0
706	Establishing and improving the rural and secondary roads in Jerash governorate	1,359,240	0	0	552,000	0	0

Budget Chapter 2101 - Ministry of Public Works and Housing Distributed According to the Program

3710 Roads Construction Program		Appropriations Of Roads Construction Program as Per Activities and Projects. (In JDs)					
Activities and Projects		Actual 2019	Estimated 2020	Re-estimated 2020	Estimated 2021	Indicative 2022 2023	
Capital Expenditures		121,929,074	113,090,440	113,090,440	103,948,000	90,911,000	88,360,000
707	Establishing and improving the agricultural roads in Ajloun governorate	2,361,821	960,000	960,000	220,000	0	0
708	Establishing and improving the rural and secondary roads in Ajloun governorate	831,227	0	0	200,000	500,000	0
709	Establishing and improving the rural and secondary roads in the Capital governorate	3,871,574	0	0	2,800,000	1,883,000	1,633,000
710	Road traffic safety in the capital governorate	309,587	0	0	380,000	175,000	75,000
711	Establishing and improving the rural and secondary roads in Balq'a governorate	3,880,788	0	0	0	0	0
712	Road traffic safety in Balq'a governorate	0	0	0	325,000	1,000,000	1,000,000
713	Establishing and improving the agricultural roads in Zarqa governorate	1,270,528	325,000	325,000	1,970,000	200,000	550,000
714	Establishing and improving the rural and secondary roads in Zarqa governorate	2,428,182	75,000	75,000	100,000	120,000	0
715	Road traffic safety in Zarqa governorate	356,034	52,500	52,500	701,000	850,000	230,000
717	Establishing and improving the rural and agricultural roads in Karak governorate	3,375,200	687,000	687,000	230,000	555,000	1,100,000
718	Establishing and improving the rural and secondary roads in Ma'an governorate	6,565,939	0	0	1,421,000	2,365,000	3,173,000
719	Establishing and improving the agricultural roads in Ma'an governorate	225,673	0	0	121,000	210,000	150,000
720	Establishing and improving the rural and secondary roads in Tafileh governorate	3,623,268	0	0	2,275,000	3,285,000	4,160,000
721	Establishing and improving the agricultural roads in Tafileh governorate	2,263,501	718,000	718,000	445,000	670,000	975,000
722	Road traffic safety in Tafileh governorate	1,497,043	257,000	257,000	461,000	905,000	1,125,000
723	Establishing and improving the rural and secondary roads in Aqaba governorate	988,363	0	0	510,000	200,000	400,000
724	Establishing and improving the agricultural roads in Aqaba governorate	374,662	0	0	100,000	0	50,000
726	Lighting the streets of villages' Aqaba governorate with solar energy / Aqaba governorate	441,617	180,000	180,000	450,000	750,000	400,000
728	Establishing and improving main roads in Zarqa' governorate	97,629	125,000	125,000	155,000	930,000	400,000
729	Opening and paving sub, secondary and agricultural roads in Ma'daba governorate	1,068,478	0	0	485,000	785,000	785,000
730	Traffic safety on roads in Ma'daba governorate	370,695	121,500	121,500	769,000	998,000	1,040,000
731	Renting heavy duty machines and services in Ma'daba governorate	637,666	135,000	135,000	0	0	0
732	Establishing and improving main and secondary roads in Al-Karak governorate	0	0	0	2,085,000	1,770,000	785,000
733	Traffic safety in Al-Karak governorate	109,118	78,000	78,000	354,000	310,000	275,000
735	Establishing and improving the agricultural roads in Balqa' Governorate	0	0	0	400,000	400,000	400,000
736	Traffic safety in Ma'an Governorate	0	0	0	104,000	190,000	302,000
738	Road lighting in Ma'an Governorate	0	0	0	0	125,000	125,000
741	Traffic safety on roads in Irbid governorate	0	0	0	109,000	180,000	70,000
742	Traffic safety on roads in Ajloun governorate	0	0	0	380,000	0	0
743	General maintenance in the Capital governorate	0	0	0	22,000	0	0
Program / Treasury		107,425,990	53,340,440	53,340,440	55,948,000	49,661,000	47,360,000
Program / Loans		14,503,084	59,750,000	59,750,000	48,000,000	41,250,000	41,000,000
Total Program		129,224,897	121,193,440	120,033,440	111,972,000	98,802,000	96,503,000

Budget Chapter 2101 - Ministry of Public Works and Housing Distributed According to the Program

3905	Buildings Program
Objective of the program :	
The program aims to study the government buildings projects and supervise their implementation.	
The strategic objective related to the program :	
To provide leading government buildings with a distinguished identity.	
Directorates associated with the program :	
<ul style="list-style-type: none"> - Buildings Directorate. - Planning Directorate. - Maintenance Directorate. 	
Services provided by the program :	
Supervise the implementation of Ministries projects	
Staff working in the program :	
The program is implemented through a functional staff in 2020 estimated with (1006) staff, including (650) males and (356) females .	

Key Performance Indicators for Program

Performance Measurement Indicator	Base Year	Value	Actual value	Target Value	Preliminary Self Evaluation	Target Value		
			2019	2020		2020	2021	2022
1 Percentage of government -owned buildings to total used buildings	2013	%60	%67	%73	%70	%75	%78	%80

Appropriations Of Buildings Program as Per Activities and Projects.

(In JDs)

Activities and Projects	Actual	Estimated	Re-estimated	Estimated	Indicative	
	2019	2020	2020	2021	2022	2023
Current Expenditures	9,767,309	10,047,000	9,982,000	13,834,000	14,213,000	14,538,000
601 Administrative and Support Services	9,767,309	10,047,000	9,982,000	13,834,000	14,213,000	14,538,000
Capital Expenditures	5,565,010	5,350,000	5,350,000	7,857,000	6,290,000	5,830,000
001 Buildings Program Administration Project	1,371,776	1,000,000	1,000,000	2,727,000	1,890,000	1,680,000
002 Furnishings for the Prime Ministry building and the hospitality building and other works	343,789	230,000	230,000	270,000	400,000	400,000
006 Sustaining the maintenance and modernization of borders centers.	2,250,000	2,000,000	2,000,000	1,800,000	2,000,000	2,000,000
008 Urban Villages Project	149,908	100,000	100,000	135,000	150,000	0
009 Housing for poor families	99,991	1,400,000	1,400,000	315,000	350,000	350,000
010 Sustaining and maintaining Jordan Museum	100,000	70,000	70,000	0	0	0
011 Maintaining various buildings and areas	149,597	0	0	270,000	300,000	300,000
012 Correcting positions of existing buildings as per handicapped persons needs	100,000	50,000	50,000	90,000	100,000	100,000
013 Establish a building for Al-Balqa' intelligence	999,949	500,000	500,000	2,250,000	1,000,000	1,000,000
704 Establish buildings in Karak governorate	0	0	0	0	100,000	0
Program / Treasury	5,565,010	5,350,000	5,350,000	7,857,000	6,290,000	5,830,000
Total Program	15,332,319	15,397,000	15,332,000	21,691,000	20,503,000	20,368,000

Capital Expenditures Distributed According to Governorates

Chapter : 2101 Ministry of Public Works and Housing

(In JDs)

Governorate		Estimated 2021	Indicative 2022	Indicative 2023
21	Irbid Governorate	4,745,000	4,075,000	4,365,000
22	Mafraq Governorate	1,000,000	1,450,000	1,450,000
23	Jerash Governorate	1,502,000	0	0
24	Ajloun Governorate	2,050,000	500,000	0
31	The Capital Governorate	3,202,000	2,058,000	1,708,000
32	Balqa' Governorate	1,375,000	2,050,000	2,050,000
33	Zarqa Governorate	2,926,000	2,100,000	1,180,000
34	Ma'daba Governorate	1,614,000	2,158,000	2,250,000
41	Karak Governorate	2,669,000	2,835,000	2,310,000
42	Ma'an Governorate	1,646,000	2,890,000	3,750,000
43	Tafileh Governorate	3,181,000	4,860,000	6,260,000
44	Aqaba Governorate	1,060,000	950,000	850,000
Total		26,970,000	25,926,000	26,173,000

Chapter : 2101 Ministry of Public Works and Housing

(In JDs)

Current Activities Appropriations According to Program								
Prog.	Activites		Actual	Estimated	Re-estimated	Estimated	Indicative	Indicative
			2019	2020	2020	2021	2022	2023
3701	601	Administrative and Support Services	24506024	24043000	22546000	25835000	26415000	26476000
		Total of Program	24506024	24043000	22546000	25835000	26415000	26476000
3710	601	Setting up plans, studies and designs for roads construction	7295823	8103000	6943000	8024000	7891000	8143000
		Total of Program	7295823	8103000	6943000	8024000	7891000	8143000
3905	601	Administrative and Support Services	9767309	10047000	9982000	13834000	14213000	14538000
		Total of Program	9767309	10047000	9982000	13834000	14213000	14538000
		Total	41569156	42193000	39471000	47693000	48519000	49157000

Capital Projects Appropriations According to Program								
Prog.	Projects		Actual	Estimated	Re-estimated	Estimated	Indicative	Indicative
			2019	2020	2020	2021	2022	2023
3701	002	Supporting the National Building Council projects	249824	225000	225000	225000	500000	250000
		Total of Program	249824	225000	225000	225000	500000	250000
3705	001	Roads Maintenance Program Administration Project	3029193	2525000	2525000	2380000	2000000	2000000
	002	Main and Access Roads and Bridges Maintenance Project- in Northern Region	299994	110000	110000	1080000	200000	0
	003	Main and Access Roads and Bridges Maintenance Project - in Central Region	199990	110000	110000	900000	200000	200000
	004	Main and Access Roads and Bridges Maintenance Project - in Southern Region	199994	80000	80000	720000	200000	200000
	005	Secondary and rural roads maintenance project	299978	0	0	0	0	0
	006	Agricultural Roads Maintenance Project	299992	0	0	0	0	0
	702	Improving the agricultural roads in Ajloun governorate	97230	0	0	800000	0	0
	705	Maintaining the agricultural roads in the Balqa' governorate	2505182	0	0	0	0	0
	706	Maintaining rural and secondary roads in Irbid governorate	140849	225000	225000	637000	725000	1175000
	707	General maintenance in Mafrq governorate	223640	0	0	300000	400000	400000
	708	General maintenance in Jerash governorate	462247	0	0	450000	0	0
	709	General maintenance in Ajloun governorate	796370	260000	260000	450000	0	0
	710	Establishing and maintaining the main roads in the Capital governorate	2399549	150000	150000	0	0	0
	711	Maintaining main, rural, secondary and sub roads in Ma'daba governorate	886234	474247	473560	360000	375000	425000
712	Maintain the main roads in Al Karak governorate	299160	0	0	0	100000	150000	
713	Maintaining main roads in Balqa' Governorate	0	0	0	650000	650000	650000	
		Total of Program	12139602	3934247	3933560	8727000	4850000	5200000

(In JDs)

Capital Projects Appropriations According to Program								
Prog.	Projects		Actual	Estimated	Re-estimated	Estimated	Indicative	Indicative
			2019	2020	2020	2021	2022	2023
3710	001	Roads Construction Program Administration Project	12717210	3983000	3983000	5400000	10285000	4187000
	002	Road Traffic Safety	606975	542000	542000	1350000	500000	500000
	003	Establishing and improving rural and secondary roads	299977	200000	200000	270000	850000	850000
	004	Agricultural Roads	299922	250000	250000	315000	350000	350000
	006	Establishing and Enhancing the access roads	250000	50000	50000	1350000	500000	500000
	011	Establishing Mafraq- Safawi Road	199884	430000	430000	1440000	0	0
	014	Completing Al- Karak/ Al-Qatraneh Road including Al- Karak entrance	248491	200000	200000	90000	100000	100000
	015	Completing Salt Ring Road/ Second Part	1500000	0	0	1350000	200000	200000
	026	Implementing Zarqa- Berain Road	300000	0	0	180000	200000	200000
	035	Completing Queen Alia International Airport road /second stage	199926	0	0	900000	300000	300000
	037	Kathraba- Jordan Valley Road	1000000	0	0	900000	500000	2000000
	038	Lighting the main and access roads	881902	652000	652000	720000	1000000	1000000
	040	Irbid Ring Road	1499941	1350000	1350000	900000	500000	500000
	053	Salt - Jordan Valley Road	99999	68387	68387	0	0	0
	055	Rehabilitating bridges and water installations	100000	80000	80000	540000	800000	800000
	058	Re-establishing areas of landslides on Amman - Jerash Road	199891	170000	170000	90000	100000	100000
	062	Implementing Shoumar Bridge/ Zarqa	350000	0	0	540000	0	0
	063	Improving the Royal Road/ Karak and Tafleh	399901	200000	200000	180000	0	0
	075	Al-Korah- Irbid Road	750000	900000	900000	810000	1000000	1000000
	078	Traffic intersections in the Center, North and South	250000	0	0	180000	200000	200000
	080	Expanding and completing Fheis/ BaccaLaureate Road	150000	0	0	450000	500000	500000
	081	Establishing Wadi Al Shajarah tunnel and bridge /Salt	499989	0	0	900000	300000	300000
	083	Re-establishing Northern Shouneh / Al-Manshyah/ Waqas Road	749926	450000	450000	720000	1000000	1000000
	085	Al-Bishriyeh/ Azraq Road	499999	0	0	630000	900000	900000
	090	Southern Shouneh road / Al-Kafrain intersection/ Al-Ramah intersection	1000000	333449	333449	2250000	500000	3000000
	091	Al- Mashta palace road leading to Queen Alia International Airport/ air freight	99975	0	0	0	0	0
	093	Expanding and maintaining the Refinery Road/ Zarqa	199956	0	0	270000	300000	300000
	099	Linking Balqa' Governorate with Jerash and Ajloun Governorates	305000	50000	50000	45000	50000	50000
	100	Namlah / Wadi Araba Road at the level of a rural road	0	0	0	450000	500000	500000
	115	Expanding and maintaining Rhab / Mafraq Road	700000	540000	540000	315000	350000	350000
	120	Culture (Al Thaqafa) Circle Intersection / Irbid	150000	200000	200000	450000	500000	500000
	122	Umm Al-Amad- Finan Road	299994	0	0	450000	500000	500000
	123	Strategic road to connect north of the Kingdom by a road parallel to Amman/ Jerash Road	99969	0	0	90000	100000	100000
	124	Tal Al-Musamma - Al-Rukban Road	149893	119000	119000	180000	200000	200000
	126	Improving the entrance of Ayy District / Karak	149997	0	0	90000	100000	100000
	127	Implementing Al-Sahaba tunnel on the road of Queen Alia International Airport	99980	90000	90000	90000	100000	100000
	128	Alamqh Al-Husainya Road	499991	200000	200000	90000	100000	100000
	130	Rehabilitating the bridges located on Swemeh road /Al Zarah / Ghour Haditha	1000000	1000000	1000000	180000	200000	200000
	131	Irbid Ring Road/ Second Phase	0	250000	250000	250000	1000000	1000000
	132	Salt Ring Road/ Second Phase	0	250000	250000	250000	1000000	1000000
	133	Desert (Sahrawi) Road	44000000	71000000	71000000	25000000	0	0
	134	Establishing, maintaining and enhancing main and secondary roads in the Kingdom / Outcomes of Mecca summit - Kuwait Fund for Arab Economic Development	0	17750000	17750000	18000000	30000000	29750000
	135	Construction and maintenance of bridges in the Kingdom / Mecca Summit Outcomes - Kuwait Fund	0	3000000	3000000	3000000	9250000	9250000

Capital Projects Appropriations According to Program								
Prog.	Projects		Actual	Estimated	Re-estimated	Estimated	Indicative	Indicative
			2019	2020	2020	2021	2022	2023
136	Road Safety Elements in the Kingdom / Outcomes of Mecca summit - Kuwait Fund for Arab Economic Development		0	1500000	1500000	1500000	0	0
137	Karak Al-Aghwar / Qasbah Road		0	490000	490000	0	0	0
138	Agricultural roads in the Al-Mujib and Moab subdistricts, and Qatraneh, Ay and Southern Mazar districts		0	285000	285000	0	0	0
139	Development of Ajloun Governorate		0	1500000	1500000	900000	1000000	1000000
140	Implementing works and constructions at Jaber Borders Center		0	0	0	3240000	0	0
141	Project of Energy efficiency in public buildings		0	0	0	450000	500000	500000
142	Salt Road / Subaihi intersection - Al Aridhah		0	0	0	2880000	1000000	1000000
701	Establishing and improving the agricultural roads in Irbid governorate		3862430	0	0	2717000	2300000	2570000
702	Establishing and improving the rural and secondary roads in Irbid governorate		718395	0	0	1282000	870000	550000
703	Establishing and improving the rural and secondary roads in Mafraq governorate		1372571	73604	73604	350000	450000	450000
704	Establishing and improving the agricultural roads in Mafraq governorate		2909938	0	0	350000	600000	600000
705	Constructing and re-establishing an agricultural roads / Jerash governorate		1949219	1220000	1220000	500000	0	0
706	Establishing and improving the rural and secondary roads in Jerash governorate		1359240	0	0	552000	0	0
707	Establishing and improving the agricultural roads in Ajloun governorate		2361821	960000	960000	220000	0	0
708	Establishing and improving the rural and secondary roads in Ajloun governorate		831227	0	0	200000	500000	0
709	Establishing and improving the rural and secondary roads in the Capital governorate		3871574	0	0	2800000	1883000	1633000
710	Road traffic safety in the capital governorate		309587	0	0	380000	175000	75000
711	Establishing and improving the rural and secondary roads in Balq'a governorate		3880788	0	0	0	0	0
712	Road traffic safety in Balq'a governorate		0	0	0	325000	1000000	1000000
713	Establishing and improving the agricultural roads in Zarqa governorate		1270528	325000	325000	1970000	200000	550000
714	Establishing and improving the rural and secondary roads in Zarqa governorate		2428182	75000	75000	100000	120000	0
715	Road traffic safety in Zarqa governorate		356034	52500	52500	701000	850000	230000
717	Establishing and improving the rural and agricultural roads in Karak governorate		3375200	687000	687000	230000	555000	1100000
718	Establishing and improving the rural and secondary roads in Ma'an governorate		6565939	0	0	1421000	2365000	3173000
719	Establishing and improving the agricultural roads in Ma'an governorate		225673	0	0	121000	210000	150000
720	Establishing and improving the rural and secondary roads in Tafileh governorate		3623268	0	0	2275000	3285000	4160000
721	Establishing and improving the agricultural roads in Tafileh governorate		2263501	718000	718000	445000	670000	975000
722	Road traffic safety in Tafileh governorate		1497043	257000	257000	461000	905000	1125000
723	Establishing and improving the rural and secondary roads in Aqaba governorate		988363	0	0	510000	200000	400000
724	Establishing and improving the agricultural roads in Aqaba governorate		374662	0	0	100000	0	50000
726	Lighting the streets of villages' Aqaba governorate with solar energy / Aqaba governorate		441617	180000	180000	450000	750000	400000
728	Establishing and improving main roads in Zarqa' governorate		97629	125000	125000	155000	930000	400000
729	Opening and paving sub, secondary and agricultural roads in Ma'daba governorate		1068478	0	0	485000	785000	785000
730	Traffic safety on roads in Ma'daba governorate		370695	121500	121500	769000	998000	1040000
731	Renting heavy duty machines and services in Ma'daba governorate		637666	135000	135000	0	0	0
732	Establishing and improving main and secondary roads in Al-Karak governorate		0	0	0	2085000	1770000	785000
733	Traffic safety in Al-Karak governorate		109118	78000	78000	354000	310000	275000
735	Establishing and improving the agricultural roads in Balqa' Governorate		0	0	0	400000	400000	400000

(In JDs)

Capital Projects Appropriations According to Program								
Prog.	Projects		Actual	Estimated	Re-estimated	Estimated	Indicative	Indicative
			2019	2020	2020	2021	2022	2023
	736	Traffic safety in Ma'an Governorate	0	0	0	104000	190000	302000
	738	Road lighting in Ma'an Governorate	0	0	0	0	125000	125000
	741	Traffic safety on roads in Irbid governorate	0	0	0	109000	180000	70000
	742	Traffic safety on roads in Ajloun governorate	0	0	0	380000	0	0
	743	General maintenance in the Capital governorate	0	0	0	22000	0	0
		Total of Program	121929074	113090440	113090440	103948000	90911000	88360000
3905	001	Buildings Program Administration Project	1371776	1000000	1000000	2727000	1890000	1680000
	002	Furnishings for the Prime Ministry building and the hospitality building and other works	343789	230000	230000	270000	400000	400000
	006	Sustaining the maintenance and modernization of borders centers.	2250000	2000000	2000000	1800000	2000000	2000000
	008	Urban Villages Project	149908	100000	100000	135000	150000	0
	009	Housing for poor families	99991	1400000	1400000	315000	350000	350000
	010	Sustaining and maintaining Jordan Museum	100000	70000	70000	0	0	0
	011	Maintaining various buildings and areas	149597	0	0	270000	300000	300000
	012	Correcting positions of existing buildings as per handicapped persons needs	100000	50000	50000	90000	100000	100000
	013	Establish a building for Al-Balqa' intelligence	999949	500000	500000	2250000	1000000	1000000
	704	Establish buildings in Karak governorate	0	0	0	0	100000	0
		Total of Program	5565010	5350000	5350000	7857000	6290000	5830000
		Total	139883510	122599687	122599000	120757000	102551000	99640000

Overall Summary of Current Expenditures for the Years 2019 - 2023

Chapter: 2101 Ministry of Public Works and Housing

(In JDs)

Group	Item	Description	Actual 2019	Estimated 2020	Re-estimated 2020	Estimated 2021	Indicative 2022	Indicative 2023
21		Compensations of Employees						
2111		Salaries, Wages and Allowances						
	101	Classified Employees	402317	200000	180000	200000	180000	160000
	102	Unclassified Employees	12035733	12192000	10735000	11798000	11100000	10673000
	103	Comprehensive Contract Employees	63408	55000	30000	40000	40000	50000
	105	Personal Cost of Living Allowance	9316312	9400000	8598000	8860000	9420000	9780000
	106	Family Cost of Living Allowance	1049856	1085000	1055000	1068000	1095000	1120000
	110	Overtime Allowance	799776	800000	800000	800000	800000	800000
	111	Additional Allowance	6569182	6810000	6810000	7700000	7894000	8139000
	113	Transportation Allowance	909935	1100000	1047000	1090000	1210000	1280000
	114	Transport Allowance	789051	830000	790000	810000	925000	985000
	115	Field Visit Allowance	579741	710000	710000	720000	740000	760000
	116	Employees' Bonuses	1000573	1001000	1001000	6600000	6600000	6600000
	120	Contract Employees	880249	1100000	1100000	1161000	1344000	1511000
Total			34396133	35283000	32856000	40847000	41348000	41858000
2121		Social Security Contributions						
	301	Social Security	5305482	4980000	4900000	5200000	5353000	5471000
Total			5305482	4980000	4900000	5200000	5353000	5471000
22		Use of Goods and Services						
2211		Use of Goods and Services						
	201	Rents	171189	200000	200000	200000	200000	200000
	202	Telecommunications Services	164768	170000	170000	153000	170000	170000
	203	Water	35027	36000	36000	27000	31000	31000
	204	Electricity	269608	270000	270000	234000	260000	260000
	205	Fuels	149968	151000	151000	127000	141000	141000
	206	Maintenance of Machines, furniture and accessories	49741	50000	50000	47000	50000	50000
	207	Maintenance of vehicles, equipment and accessories	28978	29000	29000	21000	24000	24000
	208	Repair and maintenance of buildings and accessories	27940	28000	28000	26000	28000	28000
	209	Stationery, Publications and Office Supplies	88453	97000	97000	88000	97000	97000
	210	Substances and raw materials (medicines, clothes, food, films, etc..)	19838	20000	20000	18000	20000	20000
	211	Cleaning services and supplies including cleaning contracts	278571	280000	280000	252000	280000	280000
	212	Insurance	499677	500000	285000	364000	420000	430000
	213	Official Travel Missions	14461	15000	15000	12000	15000	15000
	214	Goods and services expenses	43660	44000	44000	39000	44000	44000
Total			1841879	1890000	1675000	1608000	1780000	1790000
28		Other Expenditures						
2821		Other Current Expenditures						
	303	Scientific scholarships and training courses	21312	22000	22000	20000	20000	20000
	305	Non-Employees' Bonuses	4350	18000	18000	18000	18000	18000
Total			25662	40000	40000	38000	38000	38000
Total of Chapter			41569156	42193000	39471000	47693000	48519000	49157000

Current Expenditures According to Program and Activities for the Years 2019 - 2023

Chapter : 2101 - Ministry of Public Works and Housing

(In JDs)

Program : 3701 - Administration and Support Services								
Activity : 601 - Administrative and Support Services								
Group	Item	Description	Actual 2019	Estimated 2020	Re-estimated 2020	Estimated 2021	Indicative 2022	Indicative 2023
21		Compensations of Employees						
2111		Salaries, Wages and Allowances						
	101	Classified Employees	239729	100000	100000	100000	90000	80000
	102	Unclassified Employees	7951806	7800000	6843000	7400000	7000000	6523000
	103	Comprehensive Contract Employees	63408	55000	30000	40000	40000	50000
	105	Personal Cost of Living Allowance	5999933	5750000	5448000	5480000	5980000	6180000
	106	Family Cost of Living Allowance	712498	715000	695000	700000	715000	725000
	110	Overtime Allowance	359818	360000	360000	360000	360000	360000
	111	Additional Allowance	3950752	3710000	3710000	3770000	3770000	3820000
	113	Transportation Allowance	224998	400000	397000	400000	500000	550000
	114	Transport Allowance	449966	400000	380000	390000	490000	540000
	115	Field Visit Allowance	239800	400000	400000	400000	400000	400000
	116	Employees' Bonuses	750573	751000	751000	3310000	3310000	3310000
	120	Contract Employees	482852	483000	483000	500000	550000	600000
		Total	21426133	20924000	19597000	22850000	23205000	23138000
2121		Social Security Contributions						
	301	Social Security	2325000	2350000	2330000	2500000	2553000	2671000
		Total	2325000	2350000	2330000	2500000	2553000	2671000
22		Use of Goods and Services						
2211		Use of Goods and Services						
	201	Rents	100000	100000	100000	100000	100000	100000
	202	Telecommunications Services	54277	55000	55000	38000	55000	55000
	203	Water	23144	24000	24000	15000	19000	19000
	204	Electricity	119745	120000	120000	84000	110000	110000
	205	Fuels	43627	44000	44000	20000	34000	34000
		001 Heating	630	1000	1000	1000	1000	1000
		002 Saloon vehicles	13000	13000	13000	9000	13000	13000
		003 Transport vehicles and heavy equipment	29997	30000	30000	10000	20000	20000
	206	Maintenance of Machines, furniture and accessories	14997	15000	15000	12000	15000	15000
	207	Maintenance of vehicles, equipment and accessories	11997	12000	12000	4000	7000	7000
	208	Repair and maintenance of buildings and accessories	5000	5000	5000	3000	5000	5000
	209	Stationery, Publications and Office Supplies	35897	36000	36000	27000	36000	36000
	210	Substances and raw materials (medicines, clothes, food, films, etc..)	5846	6000	6000	4000	6000	6000
	211	Cleaning services and supplies including cleaning contracts	99720	100000	100000	72000	100000	100000
	212	Insurance	209677	210000	60000	74000	130000	140000
	213	Official Travel Missions	4949	5000	5000	2000	5000	5000
	214	Goods and services expenses	11815	12000	12000	7000	12000	12000
		001 Events and hospitality	6933	7000	7000	5000	7000	7000
		121 Administrative expenses	4882	5000	5000	2000	5000	5000
		Total	740691	744000	594000	462000	634000	644000
28		Other Expenditures						
2821		Other Current Expenditures						
	303	Scientific scholarships and training courses	12000	12000	12000	10000	10000	10000
	305	Non-Employees' Bonuses	2200	13000	13000	13000	13000	13000
		Total	14200	25000	25000	23000	23000	23000
		Total of Activity	24506024	24043000	22546000	25835000	26415000	26476000
		Total of Program	24506024	24043000	22546000	25835000	26415000	26476000

Current Expenditures According to Program and Activities for the Years 2019 - 2023

Chapter : 2101 - Ministry of Public Works and Housing

(In JDs)

Program : 3710 - Roads Construction								
Activity : 601 - Setting up plans, studies and designs for roads construction								
Group	Item	Description	Actual 2019	Estimated 2020	Re-estimated 2020	Estimated 2021	Indicative 2022	Indicative 2023
21		Compensations of Employees						
2111		Salaries, Wages and Allowances						
	102	Unclassified Employees	1885181	2142000	1642000	2098000	1700000	1650000
	105	Personal Cost of Living Allowance	1619699	1950000	1450000	1650000	1700000	1850000
	106	Family Cost of Living Allowance	127483	160000	150000	158000	160000	165000
	110	Overtime Allowance	239977	240000	240000	240000	240000	240000
	111	Additional Allowance	313180	700000	700000	950000	1050000	1150000
	113	Transportation Allowance	499971	350000	300000	340000	350000	360000
	114	Transport Allowance	0	225000	205000	215000	225000	235000
	115	Field Visit Allowance	159997	130000	130000	140000	150000	160000
	120	Contract Employees	97649	173000	173000	200000	233000	250000
		Total	4943137	6070000	4990000	5991000	5808000	6060000
2121		Social Security Contributions						
	301	Social Security	1825000	1500000	1470000	1500000	1550000	1550000
		Total	1825000	1500000	1470000	1500000	1550000	1550000
22		Use of Goods and Services						
2211		Use of Goods and Services						
	202	Telecommunications Services	57281	60000	60000	60000	60000	60000
	203	Water	5883	6000	6000	6000	6000	6000
	204	Electricity	94987	95000	95000	95000	95000	95000
	205	Fuels	24445	25000	25000	25000	25000	25000
	001	Heating	2699	3000	3000	3000	3000	3000
	002	Saloon vehicles	6746	7000	7000	7000	7000	7000
	003	Transport vehicles and heavy equipment	15000	15000	15000	15000	15000	15000
	206	Maintenance of Machines, furniture and accessories	5784	6000	6000	6000	6000	6000
	207	Maintenance of vehicles, equipment and accessories	4982	5000	5000	5000	5000	5000
	208	Repair and maintenance of buildings and accessories	3986	4000	4000	4000	4000	4000
	209	Stationery, Publications and Office Supplies	14071	15000	15000	15000	15000	15000
	210	Substances and raw materials (medicines, clothes, food, films, etc..)	3997	4000	4000	4000	4000	4000
	211	Cleaning services and supplies including cleaning contracts	99792	100000	100000	100000	100000	100000
	212	Insurance	200000	200000	150000	200000	200000	200000
	213	Official Travel Missions	5521	6000	6000	6000	6000	6000
	214	Goods and services expenses	6957	7000	7000	7000	7000	7000
	060	Conferences and lectures	2979	3000	3000	3000	3000	3000
	121	Administrative expenses	3978	4000	4000	4000	4000	4000
		Total	527686	533000	483000	533000	533000	533000
		Total of Activity	7295823	8103000	6943000	8024000	7891000	8143000
		Total of Program	7295823	8103000	6943000	8024000	7891000	8143000

Program : 3905 - Buildings								
Activity : 601 - Administrative and Support Services								
Group	Item	Description	Actual 2019	Estimated 2020	Re-estimated 2020	Estimated 2021	Indicative 2022	Indicative 2023
21		Compensations of Employees						
2111		Salaries, Wages and Allowances						
	101	Classified Employees	162588	100000	80000	100000	90000	80000
	102	Unclassified Employees	2198746	2250000	2250000	2300000	2400000	2500000
	105	Personal Cost of Living Allowance	1696680	1700000	1700000	1730000	1740000	1750000
	106	Family Cost of Living Allowance	209875	210000	210000	210000	220000	230000
	110	Overtime Allowance	199981	200000	200000	200000	200000	200000
	111	Additional Allowance	2305250	2400000	2400000	2980000	3074000	3169000
	113	Transportation Allowance	184966	350000	350000	350000	360000	370000
	114	Transport Allowance	339085	205000	205000	205000	210000	210000
	115	Field Visit Allowance	179944	180000	180000	180000	190000	200000
	116	Employees' Bonuses	250000	250000	250000	3290000	3290000	3290000
	120	Contract Employees	299748	444000	444000	461000	561000	661000
		Total	8026863	8289000	8269000	12006000	12335000	12660000
2121		Social Security Contributions						
	301	Social Security	1155482	1130000	1100000	1200000	1250000	1250000
		Total	1155482	1130000	1100000	1200000	1250000	1250000
22		Use of Goods and Services						
2211		Use of Goods and Services						
	201	Rents	71189	100000	100000	100000	100000	100000
	202	Telecommunications Services	53210	55000	55000	55000	55000	55000
	203	Water	6000	6000	6000	6000	6000	6000
	204	Electricity	54876	55000	55000	55000	55000	55000
	205	Fuels	81896	82000	82000	82000	82000	82000
		001 Heating	1908	2000	2000	2000	2000	2000
		002 Saloon vehicles	29988	30000	30000	30000	30000	30000
		003 Transport vehicles and heavy equipment	50000	50000	50000	50000	50000	50000
	206	Maintenance of Machines, furniture and accessories	28960	29000	29000	29000	29000	29000
	207	Maintenance of vehicles, equipment and accessories	11999	12000	12000	12000	12000	12000
	208	Repair and maintenance of buildings and accessories	18954	19000	19000	19000	19000	19000
	209	Stationery, Publications and Office Supplies	38485	46000	46000	46000	46000	46000
	210	Substances and raw materials (medicines, clothes, food, films, etc..)	9995	10000	10000	10000	10000	10000
	211	Cleaning services and supplies including cleaning contracts	79059	80000	80000	80000	80000	80000
	212	Insurance	90000	90000	75000	90000	90000	90000
	213	Official Travel Missions	3991	4000	4000	4000	4000	4000
	214	Goods and services expenses	24888	25000	25000	25000	25000	25000
		001 Events and hospitality	7962	8000	8000	8000	8000	8000
		060 Conferences and lectures	1966	2000	2000	2000	2000	2000
		121 Administrative expenses	14960	15000	15000	15000	15000	15000
		Total	573502	613000	598000	613000	613000	613000
28		Other Expenditures						
2821		Other Current Expenditures						
	303	Scientific scholarships and training courses	9312	10000	10000	10000	10000	10000
	305	Non-Employees' Bonuses	2150	5000	5000	5000	5000	5000
		Total	11462	15000	15000	15000	15000	15000
		Total of Activity	9767309	10047000	9982000	13834000	14213000	14538000
		Total of Program	9767309	10047000	9982000	13834000	14213000	14538000
		Total of Chapter	41569156	42193000	39471000	47693000	48519000	49157000

Overall Summary of Capital Expenditures for the Years 2019 - 2023

Chapter : 2101 Ministry of Public Works and Housing

(In JDs)

Group	Item	Description	Actual 2019	Estimated 2020	Re-estimated 2020	Estimated 2021	Indicative 2022	Indicative 2023
		Expenditures						
21		Compensations of Employees						
2111		Salaries, Wages and Allowances						
	502	Wages	1984883	1485000	1485000	3065000	1310000	1310000
Total			1984883	1485000	1485000	3065000	1310000	1310000
22		Use of Goods and Services						
2211		Use of Goods and Services						
	510	Buildings and facilities repair and maintenance	9112469	1329247	1328560	5832000	2550000	2900000
	512	Operating and Sustaining Expenditures	13826997	4558000	4558000	2100000	1740000	1513000
Total			22939466	5887247	5886560	7932000	4290000	4413000
25		Subsidies						
2511		Subsidies to Public Corporations						
	520	Subsidies to non-financial public corporations/capital	249824	225000	225000	225000	500000	250000
Total			249824	225000	225000	225000	500000	250000
28		Other Expenditures						
2822		Other Capital Expenditures						
	504	Studies, Research and Consultations	1033349	845000	845000	1150000	1100000	1100000
Total			1033349	845000	845000	1150000	1100000	1100000
		Fixed Assets						
31		Non-financial Assets						
3111		Buildings and Constructions						
	508	Works and Constructions	112771776	113322440	113322440	106028000	93356000	90597000
Total			112771776	113322440	113322440	106028000	93356000	90597000
3112		Devices, Machinery and Equipment						
	505	Equipment, Machines and Devices	461620	425000	425000	1247000	885000	1070000
Total			461620	425000	425000	1247000	885000	1070000
3122		Inventories						
	503	Materials and supplies	442592	410000	410000	1110000	1110000	900000
Total			442592	410000	410000	1110000	1110000	900000
Total of Chapter			139883510	122599687	122599000	120757000	102551000	99640000

Capital Expenditures According to Program and Projects for the Years 2019 - 2023

Chapter : 2101 Ministry of Public Works and Housing

(In JDs)

Program		3701 Administration and Support Services						
Project		002 Supporting the National Building Council projects						
Fund Source		102001 Capital (Treasury)						
Group	item	Description	Actual 2019	Estimated 2020	Re-estimated 2020	Estimated 2021	Indicative 2022	Indicative 2023
25		Subsidies						
2511		Subsidies to Public Corporations						
	520	Subsidies to non-financial public corporations/capital						
	016	National building Council	249824	225000	225000	225000	500000	250000
		Total of Item	249824	225000	225000	225000	500000	250000
		Total of Project / Treasury	249824	225000	225000	225000	500000	250000
		Total of Program	249824	225000	225000	225000	500000	250000

Capital Expenditures According to Program and Projects for the Years 2019 - 2023

Chapter : 2101 Ministry of Public Works and Housing

(In JDs)

Program 3705 Roads Maintenance								
Project		001 Roads Maintenance Program Administration Project						
Fund Source		102001 Capital (Treasury)						
Group	item	Description	Actual 2019	Estimated 2020	Re-estimated 2020	Estimated 2021	Indicative 2022	Indicative 2023
21		Compensations of Employees						
2111		Salaries, Wages and Allowances						
	502	Wages						
	001	Wages	834957	835000	835000	1045000	500000	500000
		Total of Item	834957	835000	835000	1045000	500000	500000
22		Use of Goods and Services						
2211		Use of Goods and Services						
	510	Buildings and facilities repair and maintenance						
	008	Buildings and facilities maintenance	10373	10000	10000	35000	100000	100000
		Total of Item	10373	10000	10000	35000	100000	100000
	512	Operating and Sustaining Expenditures						
	008	Qualification and training expenses	930179	625000	625000	500000	300000	300000
	141	Expenditures of sustaining the roads	723705	525000	525000	500000	500000	500000
		Total of Item	1653884	1150000	1150000	1000000	800000	800000
28		Other Expenditures						
2822		Other Capital Expenditures						
	504	Studies, Research and Consultations						
	017	Construction studies	429994	430000	430000	200000	400000	400000
		Total of Item	429994	430000	430000	200000	400000	400000
31		Non-financial Assets						
3112		Devices, Machinery and Equipment						
	505	Equipment, Machines and Devices						
	055	Technical devices	99985	100000	100000	100000	200000	200000
		Total of Item	99985	100000	100000	100000	200000	200000
		Total of Project / Treasury	3029193	2525000	2525000	2380000	2000000	2000000
Project		002 Main and Access Roads and Bridges Maintenance Project- in Northern Region						
Fund Source		102001 Capital (Treasury)						
Group	item	Description	Actual 2019	Estimated 2020	Re-estimated 2020	Estimated 2021	Indicative 2022	Indicative 2023
22		Use of Goods and Services						
2211		Use of Goods and Services						
	510	Buildings and facilities repair and maintenance						
	001	Main roads maintenance	299994	110000	110000	1080000	200000	0
		Total of Item	299994	110000	110000	1080000	200000	0
		Total of Project / Treasury	299994	110000	110000	1080000	200000	0
Project		003 Main and Access Roads and Bridges Maintenance Project - in Central Region						
Fund Source		102001 Capital (Treasury)						
Group	item	Description	Actual 2019	Estimated 2020	Re-estimated 2020	Estimated 2021	Indicative 2022	Indicative 2023
22		Use of Goods and Services						
2211		Use of Goods and Services						
	510	Buildings and facilities repair and maintenance						
	001	Main roads maintenance	199990	110000	110000	900000	200000	200000
		Total of Item	199990	110000	110000	900000	200000	200000
		Total of Project / Treasury	199990	110000	110000	900000	200000	200000

Capital Expenditures According to Program and Projects for the Years 2019 - 2023

Chapter : 2101 Ministry of Public Works and Housing

(In JDs)

Program 3705 Roads Maintenance								
Project		004 Main and Access Roads and Bridges Maintenance Project - in Southern Region						
Fund Source		102001 Capital (Treasury)						
Group	item	Description	Actual 2019	Estimated 2020	Re-estimated 2020	Estimated 2021	Indicative 2022	Indicative 2023
22		Use of Goods and Services						
2211		Use of Goods and Services						
	510	Buildings and facilities repair and maintenance						
	001	Main roads maintenance	199994	80000	80000	720000	200000	200000
Total of Item			199994	80000	80000	720000	200000	200000
Total of Project / Treasury			199994	80000	80000	720000	200000	200000
Project		005 Secondary and rural roads maintenance project						
Fund Source		102001 Capital (Treasury)						
Group	item	Description	Actual 2019	Estimated 2020	Re-estimated 2020	Estimated 2021	Indicative 2022	Indicative 2023
22		Use of Goods and Services						
2211		Use of Goods and Services						
	510	Buildings and facilities repair and maintenance						
	002	Rural and secondary roads maintenance	299978	0	0	0	0	0
Total of Item			299978	0	0	0	0	0
Total of Project / Treasury			299978	0	0	0	0	0
Project		006 Agricultural Roads Maintenance Project						
Fund Source		102001 Capital (Treasury)						
Group	item	Description	Actual 2019	Estimated 2020	Re-estimated 2020	Estimated 2021	Indicative 2022	Indicative 2023
22		Use of Goods and Services						
2211		Use of Goods and Services						
	510	Buildings and facilities repair and maintenance						
	003	Agricultural roads maintenance	299992	0	0	0	0	0
Total of Item			299992	0	0	0	0	0
Total of Project / Treasury			299992	0	0	0	0	0
Project		702 Improving the agricultural roads in Ajloun governorate						
Fund Source		102001 Capital (Treasury)						
Group	item	Description	Actual 2019	Estimated 2020	Re-estimated 2020	Estimated 2021	Indicative 2022	Indicative 2023
22		Use of Goods and Services						
2211		Use of Goods and Services						
	510	Buildings and facilities repair and maintenance						
	003	Agricultural roads maintenance	97230	0	0	800000	0	0
Total of Item			97230	0	0	800000	0	0
Total of Project / Treasury			97230	0	0	800000	0	0
Project		705 Maintaining the agricultural roads in the Balqa' governorate						
Fund Source		102001 Capital (Treasury)						
Group	item	Description	Actual 2019	Estimated 2020	Re-estimated 2020	Estimated 2021	Indicative 2022	Indicative 2023
22		Use of Goods and Services						
2211		Use of Goods and Services						
	510	Buildings and facilities repair and maintenance						
	003	Agricultural roads maintenance	2505182	0	0	0	0	0
Total of Item			2505182	0	0	0	0	0
Total of Project / Treasury			2505182	0	0	0	0	0

Capital Expenditures According to Program and Projects for the Years 2019 - 2023

Chapter : 2101 Ministry of Public Works and Housing

(In JDs)

Program 3705 Roads Maintenance								
Project		706 Maintaining rural and secondary roads in Irbid governorate						
Fund Source		102001 Capital (Treasury)						
Group	item	Description	Actual 2019	Estimated 2020	Re-estimated 2020	Estimated 2021	Indicative 2022	Indicative 2023
22		Use of Goods and Services						
2211		Use of Goods and Services						
	510	Buildings and facilities repair and maintenance						
	002	Rural and secondary roads maintenance	140849	225000	225000	637000	725000	1175000
Total of Item			140849	225000	225000	637000	725000	1175000
Total of Project / Treasury			140849	225000	225000	637000	725000	1175000
Project		707 General maintenance in Mafraq governorate						
Fund Source		102001 Capital (Treasury)						
Group	item	Description	Actual 2019	Estimated 2020	Re-estimated 2020	Estimated 2021	Indicative 2022	Indicative 2023
22		Use of Goods and Services						
2211		Use of Goods and Services						
	510	Buildings and facilities repair and maintenance						
	013	Maintenance and modernization of stations	219296	0	0	0	0	0
Total of Item			219296	0	0	0	0	0
31		Non-financial Assets						
3111		Buildings and Constructions						
	508	Works and Constructions						
	018	Asphalt mixes	4344	0	0	300000	400000	400000
Total of Item			4344	0	0	300000	400000	400000
Total of Project / Treasury			223640	0	0	300000	400000	400000
Project		708 General maintenance in Jerash governorate						
Fund Source		102001 Capital (Treasury)						
Group	item	Description	Actual 2019	Estimated 2020	Re-estimated 2020	Estimated 2021	Indicative 2022	Indicative 2023
22		Use of Goods and Services						
2211		Use of Goods and Services						
	510	Buildings and facilities repair and maintenance						
	013	Maintenance and modernization of stations	462247	0	0	450000	0	0
Total of Item			462247	0	0	450000	0	0
Total of Project / Treasury			462247	0	0	450000	0	0
Project		709 General maintenance in Ajloun governorate						
Fund Source		102001 Capital (Treasury)						
Group	item	Description	Actual 2019	Estimated 2020	Re-estimated 2020	Estimated 2021	Indicative 2022	Indicative 2023
22		Use of Goods and Services						
2211		Use of Goods and Services						
	510	Buildings and facilities repair and maintenance						
	013	Maintenance and modernization of stations	792401	170000	170000	200000	0	0
Total of Item			792401	170000	170000	200000	0	0
28		Other Expenditures						
2822		Other Capital Expenditures						
	504	Studies, Research and Consultations						
	001	Roads studies	3969	90000	90000	250000	0	0
Total of Item			3969	90000	90000	250000	0	0
Total of Project / Treasury			796370	260000	260000	450000	0	0

Capital Expenditures According to Program and Projects for the Years 2019 - 2023

Chapter : 2101 Ministry of Public Works and Housing

(In JDs)

Program 3705 Roads Maintenance								
Project		710 Establishing and maintaining the main roads in the Capital governorate						
Fund Source		102001 Capital (Treasury)						
Group	item	Description	Actual 2019	Estimated 2020	Re-estimated 2020	Estimated 2021	Indicative 2022	Indicative 2023
22		Use of Goods and Services						
2211		Use of Goods and Services						
	510	Buildings and facilities repair and maintenance						
	001	Main roads maintenance	2399549	150000	150000	0	0	0
		Total of Item	2399549	150000	150000	0	0	0
		Total of Project / Treasury	2399549	150000	150000	0	0	0
Project		711 Maintaining main, rural, secondary and sub roads in Ma'daba governorate						
Fund Source		102001 Capital (Treasury)						
Group	item	Description	Actual 2019	Estimated 2020	Re-estimated 2020	Estimated 2021	Indicative 2022	Indicative 2023
22		Use of Goods and Services						
2211		Use of Goods and Services						
	510	Buildings and facilities repair and maintenance						
	001	Main roads maintenance	565989	111747	111060	360000	375000	425000
	002	Rural and secondary roads maintenance	320245	362500	362500	0	0	0
		Total of Item	886234	474247	473560	360000	375000	425000
		Total of Project / Treasury	886234	474247	473560	360000	375000	425000
Project		712 Maintain the main roads in Al Karak governorate						
Fund Source		102001 Capital (Treasury)						
Group	item	Description	Actual 2019	Estimated 2020	Re-estimated 2020	Estimated 2021	Indicative 2022	Indicative 2023
22		Use of Goods and Services						
2211		Use of Goods and Services						
	510	Buildings and facilities repair and maintenance						
	001	Main roads maintenance	299160	0	0	0	100000	150000
		Total of Item	299160	0	0	0	100000	150000
		Total of Project / Treasury	299160	0	0	0	100000	150000
Project		713 Maintaining main roads in Balqa' Governorate						
Fund Source		102001 Capital (Treasury)						
Group	item	Description	Actual 2019	Estimated 2020	Re-estimated 2020	Estimated 2021	Indicative 2022	Indicative 2023
22		Use of Goods and Services						
2211		Use of Goods and Services						
	510	Buildings and facilities repair and maintenance						
	003	Agricultural roads maintenance	0	0	0	650000	650000	650000
		Total of Item	0	0	0	650000	650000	650000
		Total of Project / Treasury	0	0	0	650000	650000	650000
Total of Program			12139602	3934247	3933560	8727000	4850000	5200000

Capital Expenditures According to Program and Projects for the Years 2019 - 2023

Chapter : 2101 Ministry of Public Works and Housing

(In JDs)

Program 3710 Roads Construction								
Project		001 Roads Construction Program Administration Project						
Fund Source		102001 Capital (Treasury)						
Group	Item	Description	Actual 2019	Estimated 2020	Re-estimated 2020	Estimated 2021	Indicative 2022	Indicative 2023
21		Compensations of Employees						
2111		Salaries, Wages and Allowances						
	502	Wages						
	001	Wages	799960	400000	400000	1200000	0	0
		Total of Item	799960	400000	400000	1200000	0	0
22		Use of Goods and Services						
2211		Use of Goods and Services						
	512	Operating and Sustaining Expenditures						
	118	Repayment of due claims	10233808	2800000	2800000	0	0	0
	141	Expenditures of sustaining the roads	899259	233000	233000	700000	840000	613000
		Total of Item	11133067	3033000	3033000	700000	840000	613000
28		Other Expenditures						
2822		Other Capital Expenditures						
	504	Studies, Research and Consultations						
	001	Roads studies	349414	175000	175000	500000	500000	500000
		Total of Item	349414	175000	175000	500000	500000	500000
31		Non-financial Assets						
3111		Buildings and Constructions						
	508	Works and Constructions						
	072	Repayment of due claims	0	0	0	2500000	8430000	2374000
		Total of Item	0	0	0	2500000	8430000	2374000
3112		Devices, Machinery and Equipment						
	505	Equipment, Machines and Devices						
	055	Technical devices	199819	175000	175000	200000	15000	200000
		Total of Item	199819	175000	175000	200000	15000	200000
3122		Inventories						
	503	Materials and supplies						
	019	Spare parts supplies	234950	200000	200000	300000	500000	500000
		Total of Item	234950	200000	200000	300000	500000	500000
		Total of Project / Treasury	12717210	3983000	3983000	5400000	10285000	4187000
Project		002 Road Traffic Safety						
Fund Source		102001 Capital (Treasury)						
Group	Item	Description	Actual 2019	Estimated 2020	Re-estimated 2020	Estimated 2021	Indicative 2022	Indicative 2023
31		Non-financial Assets						
3111		Buildings and Constructions						
	508	Works and Constructions						
	040	Constructions	606975	542000	542000	1350000	500000	500000
		Total of Item	606975	542000	542000	1350000	500000	500000
		Total of Project / Treasury	606975	542000	542000	1350000	500000	500000
Project		003 Establishing and improving rural and secondary roads						
Fund Source		102001 Capital (Treasury)						
Group	Item	Description	Actual 2019	Estimated 2020	Re-estimated 2020	Estimated 2021	Indicative 2022	Indicative 2023
31		Non-financial Assets						
3111		Buildings and Constructions						
	508	Works and Constructions						
	002	Construction of rural and secondary roads	299977	200000	200000	270000	850000	850000
		Total of Item	299977	200000	200000	270000	850000	850000
		Total of Project / Treasury	299977	200000	200000	270000	850000	850000

Capital Expenditures According to Program and Projects for the Years 2019 - 2023

Chapter : 2101 Ministry of Public Works and Housing

(In JDs)

Program 3710 Roads Construction								
Project		004 Agricultural Roads						
Fund Source		102001 Capital (Treasury)						
Group	item	Description	Actual 2019	Estimated 2020	Re-estimated 2020	Estimated 2021	Indicative 2022	Indicative 2023
31		Non-financial Assets						
3111		Buildings and Constructions						
	508	Works and Constructions						
	003	Construction of agricultural roads	299922	250000	250000	315000	350000	350000
		Total of Item	299922	250000	250000	315000	350000	350000
		Total of Project / Treasury	299922	250000	250000	315000	350000	350000
Project		006 Establishing and Enhancing the access roads						
Fund Source		102001 Capital (Treasury)						
Group	item	Description	Actual 2019	Estimated 2020	Re-estimated 2020	Estimated 2021	Indicative 2022	Indicative 2023
31		Non-financial Assets						
3111		Buildings and Constructions						
	508	Works and Constructions						
	001	Construction of main roads	250000	50000	50000	1350000	500000	500000
		Total of Item	250000	50000	50000	1350000	500000	500000
		Total of Project / Treasury	250000	50000	50000	1350000	500000	500000
Project		011 Establishing Mafraq- Safawi Road						
Fund Source		102001 Capital (Treasury)						
Group	item	Description	Actual 2019	Estimated 2020	Re-estimated 2020	Estimated 2021	Indicative 2022	Indicative 2023
31		Non-financial Assets						
3111		Buildings and Constructions						
	508	Works and Constructions						
	001	Construction of main roads	199884	430000	430000	1440000	0	0
		Total of Item	199884	430000	430000	1440000	0	0
		Total of Project / Treasury	199884	430000	430000	1440000	0	0
Project		014 Completing Al- Karak/ Al-Qatraneh Road including Al- Karak entrance						
Fund Source		102001 Capital (Treasury)						
Group	item	Description	Actual 2019	Estimated 2020	Re-estimated 2020	Estimated 2021	Indicative 2022	Indicative 2023
31		Non-financial Assets						
3111		Buildings and Constructions						
	508	Works and Constructions						
	001	Construction of main roads	248491	200000	200000	90000	100000	100000
		Total of Item	248491	200000	200000	90000	100000	100000
		Total of Project / Treasury	248491	200000	200000	90000	100000	100000
Project		015 Completing Salt Ring Road/ Second Part						
Fund Source		102001 Capital (Treasury)						
Group	item	Description	Actual 2019	Estimated 2020	Re-estimated 2020	Estimated 2021	Indicative 2022	Indicative 2023
31		Non-financial Assets						
3111		Buildings and Constructions						
	508	Works and Constructions						
	001	Construction of main roads	1500000	0	0	1350000	200000	200000
		Total of Item	1500000	0	0	1350000	200000	200000
		Total of Project / Treasury	1500000	0	0	1350000	200000	200000

Capital Expenditures According to Program and Projects for the Years 2019 - 2023

Chapter : 2101 Ministry of Public Works and Housing

(In JDs)

Program 3710 Roads Construction								
Project 026 Implementing Zarqa- Berain Road								
Fund Source 102001 Capital (Treasury)								
Group	item	Description	Actual 2019	Estimated 2020	Re-estimated 2020	Estimated 2021	Indicative 2022	Indicative 2023
31		Non-financial Assets						
3111		Buildings and Constructions						
	508	Works and Constructions						
	001	Construction of main roads	300000	0	0	180000	200000	200000
Total of Item			300000	0	0	180000	200000	200000
Total of Project / Treasury			300000	0	0	180000	200000	200000
Project 035 Completing Queen Alia International Airport road /second stage								
Fund Source 102001 Capital (Treasury)								
Group	item	Description	Actual 2019	Estimated 2020	Re-estimated 2020	Estimated 2021	Indicative 2022	Indicative 2023
31		Non-financial Assets						
3111		Buildings and Constructions						
	508	Works and Constructions						
	001	Construction of main roads	199926	0	0	900000	300000	300000
Total of Item			199926	0	0	900000	300000	300000
Total of Project / Treasury			199926	0	0	900000	300000	300000
Project 037 Kathraba- Jordan Valley Road								
Fund Source 102001 Capital (Treasury)								
Group	item	Description	Actual 2019	Estimated 2020	Re-estimated 2020	Estimated 2021	Indicative 2022	Indicative 2023
31		Non-financial Assets						
3111		Buildings and Constructions						
	508	Works and Constructions						
	001	Construction of main roads	1000000	0	0	900000	500000	2000000
Total of Item			1000000	0	0	900000	500000	2000000
Total of Project / Treasury			1000000	0	0	900000	500000	2000000
Project 038 Lighting the main and access roads								
Fund Source 102001 Capital (Treasury)								
Group	item	Description	Actual 2019	Estimated 2020	Re-estimated 2020	Estimated 2021	Indicative 2022	Indicative 2023
31		Non-financial Assets						
3111		Buildings and Constructions						
	508	Works and Constructions						
	001	Construction of main roads	881902	652000	652000	720000	1000000	1000000
Total of Item			881902	652000	652000	720000	1000000	1000000
Total of Project / Treasury			881902	652000	652000	720000	1000000	1000000
Project 040 Irbid Ring Road								
Fund Source 102001 Capital (Treasury)								
Group	item	Description	Actual 2019	Estimated 2020	Re-estimated 2020	Estimated 2021	Indicative 2022	Indicative 2023
31		Non-financial Assets						
3111		Buildings and Constructions						
	508	Works and Constructions						
	001	Construction of main roads	1499941	1350000	1350000	900000	500000	500000
Total of Item			1499941	1350000	1350000	900000	500000	500000
Total of Project / Treasury			1499941	1350000	1350000	900000	500000	500000

Capital Expenditures According to Program and Projects for the Years 2019 - 2023

Chapter : 2101 Ministry of Public Works and Housing

(In JDs)

Group		item	Description	Actual 2019	Estimated 2020	Re-estimated 2020	Estimated 2021	Indicative 2022	Indicative 2023
Program 3710 Roads Construction									
Project		053 Salt - Jordan Valley Road							
Fund Source		102001 Capital (Treasury)							
31 Non-financial Assets									
3111 Buildings and Constructions									
508 Works and Constructions									
001 Construction of main roads									
Total of Item				99999	68387	68387	0	0	0
Total of Project / Treasury				99999	68387	68387	0	0	0
Project 055 Rehabilitating bridges and water installations									
Fund Source		102001 Capital (Treasury)							
31 Non-financial Assets									
3111 Buildings and Constructions									
508 Works and Constructions									
001 Construction of main roads									
Total of Item				100000	80000	80000	540000	800000	800000
Total of Project / Treasury				100000	80000	80000	540000	800000	800000
Project 058 Re-establishing areas of landslides on Amman - Jerash Road									
Fund Source		102001 Capital (Treasury)							
31 Non-financial Assets									
3111 Buildings and Constructions									
508 Works and Constructions									
001 Construction of main roads									
Total of Item				199891	170000	170000	90000	100000	100000
Total of Project / Treasury				199891	170000	170000	90000	100000	100000
Project 062 Implementing Shoumar Bridge/ Zarqa									
Fund Source		102001 Capital (Treasury)							
31 Non-financial Assets									
3111 Buildings and Constructions									
508 Works and Constructions									
001 Construction of main roads									
Total of Item				350000	0	0	540000	0	0
Total of Project / Treasury				350000	0	0	540000	0	0
Project 063 Improving the Royal Road/ Karak and Tafleeh									
Fund Source		102001 Capital (Treasury)							
31 Non-financial Assets									
3111 Buildings and Constructions									
508 Works and Constructions									
001 Construction of main roads									
Total of Item				399901	200000	200000	180000	0	0
Total of Project / Treasury				399901	200000	200000	180000	0	0

Capital Expenditures According to Program and Projects for the Years 2019 - 2023

Chapter : 2101 Ministry of Public Works and Housing

(In JDs)

Program 3710 Roads Construction								
Project		075 Al-Korah- Irbid Road						
Fund Source		102001 Capital (Treasury)						
Group	item	Description	Actual 2019	Estimated 2020	Re-estimated 2020	Estimated 2021	Indicative 2022	Indicative 2023
31		Non-financial Assets						
3111		Buildings and Constructions						
	508	Works and Constructions						
	001	Construction of main roads	750000	900000	900000	810000	1000000	1000000
Total of Item			750000	900000	900000	810000	1000000	1000000
Total of Project / Treasury			750000	900000	900000	810000	1000000	1000000
Project		078 Traffic intersections in the Center, North and South						
Fund Source		102001 Capital (Treasury)						
Group	item	Description	Actual 2019	Estimated 2020	Re-estimated 2020	Estimated 2021	Indicative 2022	Indicative 2023
31		Non-financial Assets						
3111		Buildings and Constructions						
	508	Works and Constructions						
	001	Construction of main roads	250000	0	0	180000	200000	200000
Total of Item			250000	0	0	180000	200000	200000
Total of Project / Treasury			250000	0	0	180000	200000	200000
Project		080 Expanding and completing Fheis/ Baccalaureate Road						
Fund Source		102001 Capital (Treasury)						
Group	item	Description	Actual 2019	Estimated 2020	Re-estimated 2020	Estimated 2021	Indicative 2022	Indicative 2023
31		Non-financial Assets						
3111		Buildings and Constructions						
	508	Works and Constructions						
	001	Construction of main roads	150000	0	0	450000	500000	500000
Total of Item			150000	0	0	450000	500000	500000
Total of Project / Treasury			150000	0	0	450000	500000	500000
Project		081 Establishing Wadi Al Shajarah tunnel and bridge /Salt						
Fund Source		102001 Capital (Treasury)						
Group	item	Description	Actual 2019	Estimated 2020	Re-estimated 2020	Estimated 2021	Indicative 2022	Indicative 2023
31		Non-financial Assets						
3111		Buildings and Constructions						
	508	Works and Constructions						
	001	Construction of main roads	499989	0	0	900000	300000	300000
Total of Item			499989	0	0	900000	300000	300000
Total of Project / Treasury			499989	0	0	900000	300000	300000
Project		083 Re-establishing Northern Shouneh / Al-Manshyah/ Waqas Road						
Fund Source		102001 Capital (Treasury)						
Group	item	Description	Actual 2019	Estimated 2020	Re-estimated 2020	Estimated 2021	Indicative 2022	Indicative 2023
31		Non-financial Assets						
3111		Buildings and Constructions						
	508	Works and Constructions						
	001	Construction of main roads	749926	450000	450000	720000	1000000	1000000
Total of Item			749926	450000	450000	720000	1000000	1000000
Total of Project / Treasury			749926	450000	450000	720000	1000000	1000000

Capital Expenditures According to Program and Projects for the Years 2019 - 2023

Chapter : 2101 Ministry of Public Works and Housing

(In JDs)

Program 3710 Roads Construction								
Project		085 Al-Bishriyeh/ Azraq Road						
Fund Source		102001 Capital (Treasury)						
Group	item	Description	Actual 2019	Estimated 2020	Re-estimated 2020	Estimated 2021	Indicative 2022	Indicative 2023
31		Non-financial Assets						
3111		Buildings and Constructions						
	508	Works and Constructions						
	001	Construction of main roads	499999	0	0	630000	900000	900000
Total of Item			499999	0	0	630000	900000	900000
Total of Project / Treasury			499999	0	0	630000	900000	900000
Project		090 Southern Shouneh road / Al-Kafrain intersection/ Al-Ramah intersection						
Fund Source		102001 Capital (Treasury)						
Group	item	Description	Actual 2019	Estimated 2020	Re-estimated 2020	Estimated 2021	Indicative 2022	Indicative 2023
31		Non-financial Assets						
3111		Buildings and Constructions						
	508	Works and Constructions						
	001	Construction of main roads	1000000	333449	333449	2250000	500000	3000000
Total of Item			1000000	333449	333449	2250000	500000	3000000
Total of Project / Treasury			1000000	333449	333449	2250000	500000	3000000
Project		091 Al- Mashta palace road leading to Queen Alia International Airport/ air freight						
Fund Source		102001 Capital (Treasury)						
Group	item	Description	Actual 2019	Estimated 2020	Re-estimated 2020	Estimated 2021	Indicative 2022	Indicative 2023
31		Non-financial Assets						
3111		Buildings and Constructions						
	508	Works and Constructions						
	001	Construction of main roads	99975	0	0	0	0	0
Total of Item			99975	0	0	0	0	0
Total of Project / Treasury			99975	0	0	0	0	0
Project		093 Expanding and maintaining the Refinery Road/ Zarqa						
Fund Source		102001 Capital (Treasury)						
Group	item	Description	Actual 2019	Estimated 2020	Re-estimated 2020	Estimated 2021	Indicative 2022	Indicative 2023
31		Non-financial Assets						
3111		Buildings and Constructions						
	508	Works and Constructions						
	001	Construction of main roads	199956	0	0	270000	300000	300000
Total of Item			199956	0	0	270000	300000	300000
Total of Project / Treasury			199956	0	0	270000	300000	300000
Project		099 Linking Balqa' Governorate with Jerash and Ajloun Governorates						
Fund Source		102001 Capital (Treasury)						
Group	item	Description	Actual 2019	Estimated 2020	Re-estimated 2020	Estimated 2021	Indicative 2022	Indicative 2023
31		Non-financial Assets						
3111		Buildings and Constructions						
	508	Works and Constructions						
	001	Construction of main roads	305000	50000	50000	45000	50000	50000
Total of Item			305000	50000	50000	45000	50000	50000
Total of Project / Treasury			305000	50000	50000	45000	50000	50000

Capital Expenditures According to Program and Projects for the Years 2019 - 2023

Chapter : 2101 Ministry of Public Works and Housing

(In JDs)

Program 3710 Roads Construction								
Project		100 Namlah / Wadi Araba Road at the level of a rural road						
Fund Source		102001 Capital (Treasury)						
Group	item	Description	Actual 2019	Estimated 2020	Re-estimated 2020	Estimated 2021	Indicative 2022	Indicative 2023
31		Non-financial Assets						
3111		Buildings and Constructions						
	508	Works and Constructions						
	001	Construction of main roads	0	0	0	450000	500000	500000
Total of Item			0	0	0	450000	500000	500000
Total of Project / Treasury			0	0	0	450000	500000	500000
Project		115 Expanding and maintaining Rhab / Mafraq Road						
Fund Source		102001 Capital (Treasury)						
Group	item	Description	Actual 2019	Estimated 2020	Re-estimated 2020	Estimated 2021	Indicative 2022	Indicative 2023
31		Non-financial Assets						
3111		Buildings and Constructions						
	508	Works and Constructions						
	001	Construction of main roads	700000	540000	540000	315000	350000	350000
Total of Item			700000	540000	540000	315000	350000	350000
Total of Project / Treasury			700000	540000	540000	315000	350000	350000
Project		120 Culture (Al Thaqafa) Circle Intersection / Irbid						
Fund Source		102001 Capital (Treasury)						
Group	item	Description	Actual 2019	Estimated 2020	Re-estimated 2020	Estimated 2021	Indicative 2022	Indicative 2023
31		Non-financial Assets						
3111		Buildings and Constructions						
	508	Works and Constructions						
	001	Construction of main roads	150000	200000	200000	450000	500000	500000
Total of Item			150000	200000	200000	450000	500000	500000
Total of Project / Treasury			150000	200000	200000	450000	500000	500000
Project		122 Umm Al-Amad- Finan Road						
Fund Source		102001 Capital (Treasury)						
Group	item	Description	Actual 2019	Estimated 2020	Re-estimated 2020	Estimated 2021	Indicative 2022	Indicative 2023
31		Non-financial Assets						
3111		Buildings and Constructions						
	508	Works and Constructions						
	001	Construction of main roads	299994	0	0	450000	500000	500000
Total of Item			299994	0	0	450000	500000	500000
Total of Project / Treasury			299994	0	0	450000	500000	500000
Project		123 Strategic road to connect north of the Kingdom by a road parallel to Amman/ Jerash Road						
Fund Source		102001 Capital (Treasury)						
Group	item	Description	Actual 2019	Estimated 2020	Re-estimated 2020	Estimated 2021	Indicative 2022	Indicative 2023
31		Non-financial Assets						
3111		Buildings and Constructions						
	508	Works and Constructions						
	001	Construction of main roads	99969	0	0	90000	100000	100000
Total of Item			99969	0	0	90000	100000	100000
Total of Project / Treasury			99969	0	0	90000	100000	100000

Capital Expenditures According to Program and Projects for the Years 2019 - 2023

Chapter : 2101 Ministry of Public Works and Housing

(In JDs)

Program 3710 Roads Construction								
Project		124 Tal Al-Musamma - Al-Rukban Road						
Fund Source		102001 Capital (Treasury)						
Group	item	Description	Actual 2019	Estimated 2020	Re-estimated 2020	Estimated 2021	Indicative 2022	Indicative 2023
31		Non-financial Assets						
3111		Buildings and Constructions						
	508	Works and Constructions						
	001	Construction of main roads	149893	119000	119000	180000	200000	200000
Total of Item			149893	119000	119000	180000	200000	200000
Total of Project / Treasury			149893	119000	119000	180000	200000	200000
Project		126 Improving the entrance of Ayy District / Karak						
Fund Source		102001 Capital (Treasury)						
Group	item	Description	Actual 2019	Estimated 2020	Re-estimated 2020	Estimated 2021	Indicative 2022	Indicative 2023
31		Non-financial Assets						
3111		Buildings and Constructions						
	508	Works and Constructions						
	001	Construction of main roads	149997	0	0	90000	100000	100000
Total of Item			149997	0	0	90000	100000	100000
Total of Project / Treasury			149997	0	0	90000	100000	100000
Project		127 Implementing Al-Sahaba tunnel on the road of Queen Alia International Airport						
Fund Source		102001 Capital (Treasury)						
Group	item	Description	Actual 2019	Estimated 2020	Re-estimated 2020	Estimated 2021	Indicative 2022	Indicative 2023
31		Non-financial Assets						
3111		Buildings and Constructions						
	508	Works and Constructions						
	001	Construction of main roads	99980	90000	90000	90000	100000	100000
Total of Item			99980	90000	90000	90000	100000	100000
Total of Project / Treasury			99980	90000	90000	90000	100000	100000
Project		128 Alamqh Al-Husainya Road						
Fund Source		102001 Capital (Treasury)						
Group	item	Description	Actual 2019	Estimated 2020	Re-estimated 2020	Estimated 2021	Indicative 2022	Indicative 2023
31		Non-financial Assets						
3111		Buildings and Constructions						
	508	Works and Constructions						
	001	Construction of main roads	499991	200000	200000	90000	100000	100000
Total of Item			499991	200000	200000	90000	100000	100000
Total of Project / Treasury			499991	200000	200000	90000	100000	100000
Project		130 Rehabilitating the bridges located on Swemeh road /Al Zarah / Ghour Haditha						
Fund Source		102001 Capital (Treasury)						
Group	item	Description	Actual 2019	Estimated 2020	Re-estimated 2020	Estimated 2021	Indicative 2022	Indicative 2023
31		Non-financial Assets						
3111		Buildings and Constructions						
	508	Works and Constructions						
	001	Construction of main roads	1000000	1000000	1000000	180000	200000	200000
Total of Item			1000000	1000000	1000000	180000	200000	200000
Total of Project / Treasury			1000000	1000000	1000000	180000	200000	200000

Capital Expenditures According to Program and Projects for the Years 2019 - 2023

Chapter : 2101 Ministry of Public Works and Housing

(In JDs)

Program 3710 Roads Construction								
Project		131 Irbid Ring Road/ Second Phase						
Fund Source		103001 Arab Fund for Social and Economic Development Loan						
Group	item	Description	Actual 2019	Estimated 2020	Re-estimated 2020	Estimated 2021	Indicative 2022	Indicative 2023
31		Non-financial Assets						
3111		Buildings and Constructions						
	508	Works and Constructions						
	001	Construction of main roads	0	250000	250000	250000	1000000	1000000
		Total of Item	0	250000	250000	250000	1000000	1000000
		Total of Project / Treasury						
		Total of Project / Loans	0	250000	250000	250000	1000000	1000000
		Total of Project	0	250000	250000	250000	1000000	1000000
Project		132 Salt Ring Road/ Second Phase						
Fund Source		103001 Arab Fund for Social and Economic Development Loan						
Group	item	Description	Actual 2019	Estimated 2020	Re-estimated 2020	Estimated 2021	Indicative 2022	Indicative 2023
31		Non-financial Assets						
3111		Buildings and Constructions						
	508	Works and Constructions						
	001	Construction of main roads	0	250000	250000	250000	1000000	1000000
		Total of Item	0	250000	250000	250000	1000000	1000000
		Total of Project / Treasury	0	0	0	0	0	0
		Total of Project / Loans	0	250000	250000	250000	1000000	1000000
		Total of Project	0	250000	250000	250000	1000000	1000000
Project		133 Desert (Sahrawi) Road						
Fund Source		102001 Capital (Treasury)						
Group	item	Description	Actual 2019	Estimated 2020	Re-estimated 2020	Estimated 2021	Indicative 2022	Indicative 2023
31		Non-financial Assets						
3111		Buildings and Constructions						
	508	Works and Constructions						
	001	Construction of main roads	29496916	34000000	34000000	0	0	0
		Total of Item	29496916	34000000	34000000	0	0	0
Fund Source		103015 Saudi Development Fund						
Group	item	Description	Actual 2019	Estimated 2020	Re-estimated 2020	Estimated 2021	Indicative 2022	Indicative 2023
31		Non-financial Assets						
3111		Buildings and Constructions						
	508	Works and Constructions						
	001	Construction of main roads	14503084	37000000	37000000	25000000	0	0
		Total of Item	14503084	37000000	37000000	25000000	0	0
		Total of Project / Treasury	29496916	34000000	34000000	0	0	0
		Total of Project / Loans	14503084	37000000	37000000	25000000	0	0
		Total of Project	44000000	71000000	71000000	25000000	0	0

Capital Expenditures According to Program and Projects for the Years 2019 - 2023

Chapter : 2101 Ministry of Public Works and Housing

(In JDs)

Program 3710 Roads Construction								
Project		134 Establishing, maintaining and enhancing main and secondary roads in the Kingdom / Outcomes of Mecca summit - Kuwait Fund for Arab Economic Development						
Fund Source		103017 Kuwait Fund For Arab Economic Development						
Group	item	Description	Actual 2019	Estimated 2020	Re-estimated 2020	Estimated 2021	Indicative 2022	Indicative 2023
31		Non-financial Assets						
3111		Buildings and Constructions						
	508	Works and Constructions						
	001	Construction of main roads	0	17750000	17750000	18000000	30000000	29750000
		Total of Item	0	17750000	17750000	18000000	30000000	29750000
		Total of Project / Treasury	0	0	0	0	0	0
		Total of Project / Loans	0	17750000	17750000	18000000	30000000	29750000
		Total of Project	0	17750000	17750000	18000000	30000000	29750000
Project		135 Construction and maintenance of bridges in the Kingdom / Mecca Summit Outcomes - Kuwait Fund for Arab Economic Development						
Fund Source		103017 Kuwait Fund For Arab Economic Development						
Group	item	Description	Actual 2019	Estimated 2020	Re-estimated 2020	Estimated 2021	Indicative 2022	Indicative 2023
31		Non-financial Assets						
3111		Buildings and Constructions						
	508	Works and Constructions						
	013	Construction of buildings	0	3000000	3000000	3000000	9250000	9250000
		Total of Item	0	3000000	3000000	3000000	9250000	9250000
		Total of Project / Treasury	0	0	0	0	0	0
		Total of Project / Loans	0	3000000	3000000	3000000	9250000	9250000
		Total of Project	0	3000000	3000000	3000000	9250000	9250000
Project		136 Road Safety Elements in the Kingdom / Outcomes of Mecca summit - Kuwait Fund for Arab Economic Development						
Fund Source		103017 Kuwait Fund For Arab Economic Development						
Group	item	Description	Actual 2019	Estimated 2020	Re-estimated 2020	Estimated 2021	Indicative 2022	Indicative 2023
31		Non-financial Assets						
3111		Buildings and Constructions						
	508	Works and Constructions						
	013	Construction of buildings	0	1500000	1500000	1500000	0	0
		Total of Item	0	1500000	1500000	1500000	0	0
		Total of Project / Treasury	0	0	0	0	0	0
		Total of Project / Loans	0	1500000	1500000	1500000	0	0
		Total of Project	0	1500000	1500000	1500000	0	0
Project		137 Karak Al-Aghwar / Qasbah Road						
Fund Source		102001 Capital (Treasury)						
Group	item	Description	Actual 2019	Estimated 2020	Re-estimated 2020	Estimated 2021	Indicative 2022	Indicative 2023
31		Non-financial Assets						
3111		Buildings and Constructions						
	508	Works and Constructions						
	002	Construction of rural and secondary roads	0	490000	490000	0	0	0
		Total of Item	0	490000	490000	0	0	0
		Total of Project / Treasury	0	490000	490000	0	0	0

Capital Expenditures According to Program and Projects for the Years 2019 - 2023

Chapter : 2101 Ministry of Public Works and Housing

(In JDs)

Program 3710 Roads Construction								
Project		138 Agricultural roads in the Al-Mujib and Moab subdistricts, and Qatraneh, Ay and Southern Mazar districts						
Fund Source		102001 Capital (Treasury)						
Group	item	Description	Actual 2019	Estimated 2020	Re-estimated 2020	Estimated 2021	Indicative 2022	Indicative 2023
31		Non-financial Assets						
3111		Buildings and Constructions						
	508	Works and Constructions						
	003	Construction of agricultural roads	0	285000	285000	0	0	0
		Total of Item	0	285000	285000	0	0	0
		Total of Project / Treasury	0	285000	285000	0	0	0
Project		139 Development of Ajloun Governorate						
Fund Source		102001 Capital (Treasury)						
Group	item	Description	Actual 2019	Estimated 2020	Re-estimated 2020	Estimated 2021	Indicative 2022	Indicative 2023
31		Non-financial Assets						
3111		Buildings and Constructions						
	508	Works and Constructions						
	002	Construction of rural and secondary roads	0	1500000	1500000	900000	1000000	1000000
		Total of Item	0	1500000	1500000	900000	1000000	1000000
		Total of Project / Treasury	0	1500000	1500000	900000	1000000	1000000
Project		140 Implementing works and constructions at Jaber Borders Center						
Fund Source		102001 Capital (Treasury)						
Group	item	Description	Actual 2019	Estimated 2020	Re-estimated 2020	Estimated 2021	Indicative 2022	Indicative 2023
31		Non-financial Assets						
3111		Buildings and Constructions						
	508	Works and Constructions						
	040	Constructions	0	0	0	3240000	0	0
		Total of Item	0	0	0	3240000	0	0
		Total of Project / Treasury	0	0	0	3240000	0	0
Project		141 Project of Energy efficiency in public buildings						
Fund Source		102001 Capital (Treasury)						
Group	item	Description	Actual 2019	Estimated 2020	Re-estimated 2020	Estimated 2021	Indicative 2022	Indicative 2023
31		Non-financial Assets						
3112		Devices, Machinery and Equipment						
	505	Equipment, Machines and Devices						
	023	Electrical devices and equipment	0	0	0	450000	500000	500000
		Total of Item	0	0	0	450000	500000	500000
		Total of Project / Treasury	0	0	0	450000	500000	500000
Project		142 Salt Road / Subaihi intersection - Al Aridhah						
Fund Source		102001 Capital (Treasury)						
Group	item	Description	Actual 2019	Estimated 2020	Re-estimated 2020	Estimated 2021	Indicative 2022	Indicative 2023
31		Non-financial Assets						
3111		Buildings and Constructions						
	508	Works and Constructions						
	040	Constructions	0	0	0	2880000	1000000	1000000
		Total of Item	0	0	0	2880000	1000000	1000000
		Total of Project / Treasury	0	0	0	2880000	1000000	1000000

Capital Expenditures According to Program and Projects for the Years 2019 - 2023

Chapter : 2101 Ministry of Public Works and Housing

(In JDs)

Program 3710 Roads Construction								
Project		701 Establishing and improving the agricultural roads in Irbid governorate						
Fund Source		102001 Capital (Treasury)						
Group	item	Description	Actual 2019	Estimated 2020	Re-estimated 2020	Estimated 2021	Indicative 2022	Indicative 2023
31		Non-financial Assets						
3111		Buildings and Constructions						
	508	Works and Constructions						
	003	Construction of agricultural roads	3862430	0	0	2717000	2300000	2570000
		Total of Item	3862430	0	0	2717000	2300000	2570000
		Total of Project / Treasury	3862430	0	0	2717000	2300000	2570000
Project		702 Establishing and improving the rural and secondary roads in Irbid governorate						
Fund Source		102001 Capital (Treasury)						
Group	item	Description	Actual 2019	Estimated 2020	Re-estimated 2020	Estimated 2021	Indicative 2022	Indicative 2023
31		Non-financial Assets						
3111		Buildings and Constructions						
	508	Works and Constructions						
	002	Construction of rural and secondary roads	718395	0	0	1282000	870000	550000
		Total of Item	718395	0	0	1282000	870000	550000
		Total of Project / Treasury	718395	0	0	1282000	870000	550000
Project		703 Establishing and improving the rural and secondary roads in Mafrq governorate						
Fund Source		102001 Capital (Treasury)						
Group	item	Description	Actual 2019	Estimated 2020	Re-estimated 2020	Estimated 2021	Indicative 2022	Indicative 2023
31		Non-financial Assets						
3111		Buildings and Constructions						
	508	Works and Constructions						
	002	Construction of rural and secondary roads	1372571	73604	73604	350000	450000	450000
		Total of Item	1372571	73604	73604	350000	450000	450000
		Total of Project / Treasury	1372571	73604	73604	350000	450000	450000
Project		704 Establishing and improving the agricultural roads in Mafrq governorate						
Fund Source		102001 Capital (Treasury)						
Group	item	Description	Actual 2019	Estimated 2020	Re-estimated 2020	Estimated 2021	Indicative 2022	Indicative 2023
31		Non-financial Assets						
3111		Buildings and Constructions						
	508	Works and Constructions						
	003	Construction of agricultural roads	2909938	0	0	350000	600000	600000
		Total of Item	2909938	0	0	350000	600000	600000
		Total of Project / Treasury	2909938	0	0	350000	600000	600000
Project		705 Constructing and re-establishing an agricultural roads / Jerash governorate						
Fund Source		102001 Capital (Treasury)						
Group	item	Description	Actual 2019	Estimated 2020	Re-estimated 2020	Estimated 2021	Indicative 2022	Indicative 2023
31		Non-financial Assets						
3111		Buildings and Constructions						
	508	Works and Constructions						
	003	Construction of agricultural roads	1949219	1220000	1220000	500000	0	0
		Total of Item	1949219	1220000	1220000	500000	0	0
		Total of Project / Treasury	1949219	1220000	1220000	500000	0	0

Capital Expenditures According to Program and Projects for the Years 2019 - 2023

Chapter : 2101 Ministry of Public Works and Housing

(In JDs)

Program 3710 Roads Construction								
Project		706 Establishing and improving the rural and secondary roads in Jerash governorate						
Fund Source		102001 Capital (Treasury)						
Group	item	Description	Actual 2019	Estimated 2020	Re-estimated 2020	Estimated 2021	Indicative 2022	Indicative 2023
31		Non-financial Assets						
3111		Buildings and Constructions						
	508	Works and Constructions						
	001	Construction of main roads	51980	0	0	0	0	0
	002	Construction of rural and secondary roads	1307260	0	0	552000	0	0
		Total of Item	1359240	0	0	552000	0	0
		Total of Project / Treasury	1359240	0	0	552000	0	0
Project		707 Establishing and improving the agricultural roads in Ajloun governorate						
Fund Source		102001 Capital (Treasury)						
Group	item	Description	Actual 2019	Estimated 2020	Re-estimated 2020	Estimated 2021	Indicative 2022	Indicative 2023
31		Non-financial Assets						
3111		Buildings and Constructions						
	508	Works and Constructions						
	003	Construction of agricultural roads	2361821	960000	960000	220000	0	0
		Total of Item	2361821	960000	960000	220000	0	0
		Total of Project / Treasury	2361821	960000	960000	220000	0	0
Project		708 Establishing and improving the rural and secondary roads in Ajloun governorate						
Fund Source		102001 Capital (Treasury)						
Group	item	Description	Actual 2019	Estimated 2020	Re-estimated 2020	Estimated 2021	Indicative 2022	Indicative 2023
31		Non-financial Assets						
3111		Buildings and Constructions						
	508	Works and Constructions						
	002	Construction of rural and secondary roads	831227	0	0	200000	500000	0
		Total of Item	831227	0	0	200000	500000	0
		Total of Project / Treasury	831227	0	0	200000	500000	0
Project		709 Establishing and improving the rural and secondary roads in the Capital governorate						
Fund Source		102001 Capital (Treasury)						
Group	item	Description	Actual 2019	Estimated 2020	Re-estimated 2020	Estimated 2021	Indicative 2022	Indicative 2023
31		Non-financial Assets						
3111		Buildings and Constructions						
	508	Works and Constructions						
	002	Construction of rural and secondary roads	3871574	0	0	2800000	1883000	1633000
		Total of Item	3871574	0	0	2800000	1883000	1633000
		Total of Project / Treasury	3871574	0	0	2800000	1883000	1633000
Project		710 Road traffic safety in the capital governorate						
Fund Source		102001 Capital (Treasury)						
Group	item	Description	Actual 2019	Estimated 2020	Re-estimated 2020	Estimated 2021	Indicative 2022	Indicative 2023
31		Non-financial Assets						
3111		Buildings and Constructions						
	508	Works and Constructions						
	040	Constructions	309587	0	0	380000	175000	75000
		Total of Item	309587	0	0	380000	175000	75000
		Total of Project / Treasury	309587	0	0	380000	175000	75000

Capital Expenditures According to Program and Projects for the Years 2019 - 2023

Chapter : 2101 Ministry of Public Works and Housing

(In JDs)

Program 3710 Roads Construction								
Project		711 Establishing and improving the rural and secondary roads in Balq'a governorate						
Fund Source		102001 Capital (Treasury)						
Group	item	Description	Actual 2019	Estimated 2020	Re-estimated 2020	Estimated 2021	Indicative 2022	Indicative 2023
31		Non-financial Assets						
3111		Buildings and Constructions						
	508	Works and Constructions						
	002	Construction of rural and secondary roads	3880788	0	0	0	0	0
		Total of Item	3880788	0	0	0	0	0
		Total of Project / Treasury	3880788	0	0	0	0	0
Project		712 Road traffic safety in Balq'a governorate						
Fund Source		102001 Capital (Treasury)						
Group	item	Description	Actual 2019	Estimated 2020	Re-estimated 2020	Estimated 2021	Indicative 2022	Indicative 2023
31		Non-financial Assets						
3111		Buildings and Constructions						
	508	Works and Constructions						
	040	Constructions	0	0	0	325000	1000000	1000000
		Total of Item	0	0	0	325000	1000000	1000000
		Total of Project / Treasury	0	0	0	325000	1000000	1000000
Project		713 Establishing and improving the agricultural roads in Zarqa governorate						
Fund Source		102001 Capital (Treasury)						
Group	item	Description	Actual 2019	Estimated 2020	Re-estimated 2020	Estimated 2021	Indicative 2022	Indicative 2023
31		Non-financial Assets						
3111		Buildings and Constructions						
	508	Works and Constructions						
	003	Construction of agricultural roads	1270528	325000	325000	1970000	200000	550000
		Total of Item	1270528	325000	325000	1970000	200000	550000
		Total of Project / Treasury	1270528	325000	325000	1970000	200000	550000
Project		714 Establishing and improving the rural and secondary roads in Zarqa governorate						
Fund Source		102001 Capital (Treasury)						
Group	item	Description	Actual 2019	Estimated 2020	Re-estimated 2020	Estimated 2021	Indicative 2022	Indicative 2023
31		Non-financial Assets						
3111		Buildings and Constructions						
	508	Works and Constructions						
	002	Construction of rural and secondary roads	2428182	75000	75000	100000	120000	0
		Total of Item	2428182	75000	75000	100000	120000	0
		Total of Project / Treasury	2428182	75000	75000	100000	120000	0
Project		715 Road traffic safety in Zarqa governorate						
Fund Source		102001 Capital (Treasury)						
Group	item	Description	Actual 2019	Estimated 2020	Re-estimated 2020	Estimated 2021	Indicative 2022	Indicative 2023
31		Non-financial Assets						
3111		Buildings and Constructions						
	508	Works and Constructions						
	040	Constructions	356034	52500	52500	701000	850000	230000
		Total of Item	356034	52500	52500	701000	850000	230000
		Total of Project / Treasury	356034	52500	52500	701000	850000	230000

Capital Expenditures According to Program and Projects for the Years 2019 - 2023

Chapter : 2101 Ministry of Public Works and Housing

(In JDs)

Program 3710 Roads Construction								
Project		717 Establishing and improving the rural and agricultural roads in Karak governorate						
Fund Source		102001 Capital (Treasury)						
Group	item	Description	Actual 2019	Estimated 2020	Re-estimated 2020	Estimated 2021	Indicative 2022	Indicative 2023
31		Non-financial Assets						
3111		Buildings and Constructions						
	508	Works and Constructions						
	002	Construction of rural and secondary roads	3375200	687000	687000	230000	555000	1100000
		Total of Item	3375200	687000	687000	230000	555000	1100000
		Total of Project / Treasury	3375200	687000	687000	230000	555000	1100000
Project		718 Establishing and improving the rural and secondary roads in Ma'an governorate						
Fund Source		102001 Capital (Treasury)						
Group	item	Description	Actual 2019	Estimated 2020	Re-estimated 2020	Estimated 2021	Indicative 2022	Indicative 2023
31		Non-financial Assets						
3111		Buildings and Constructions						
	508	Works and Constructions						
	002	Construction of rural and secondary roads	6565939	0	0	1421000	2365000	3173000
		Total of Item	6565939	0	0	1421000	2365000	3173000
		Total of Project / Treasury	6565939	0	0	1421000	2365000	3173000
Project		719 Establishing and improving the agricultural roads in Ma'an governorate						
Fund Source		102001 Capital (Treasury)						
Group	item	Description	Actual 2019	Estimated 2020	Re-estimated 2020	Estimated 2021	Indicative 2022	Indicative 2023
31		Non-financial Assets						
3111		Buildings and Constructions						
	508	Works and Constructions						
	003	Construction of agricultural roads	225673	0	0	121000	210000	150000
		Total of Item	225673	0	0	121000	210000	150000
		Total of Project / Treasury	225673	0	0	121000	210000	150000
Project		720 Establishing and improving the rural and secondary roads in Tafleeh governorate						
Fund Source		102001 Capital (Treasury)						
Group	item	Description	Actual 2019	Estimated 2020	Re-estimated 2020	Estimated 2021	Indicative 2022	Indicative 2023
31		Non-financial Assets						
3111		Buildings and Constructions						
	508	Works and Constructions						
	002	Construction of rural and secondary roads	3623268	0	0	2275000	3285000	4160000
		Total of Item	3623268	0	0	2275000	3285000	4160000
		Total of Project / Treasury	3623268	0	0	2275000	3285000	4160000
Project		721 Establishing and improving the agricultural roads in Tafleeh governorate						
Fund Source		102001 Capital (Treasury)						
Group	item	Description	Actual 2019	Estimated 2020	Re-estimated 2020	Estimated 2021	Indicative 2022	Indicative 2023
31		Non-financial Assets						
3111		Buildings and Constructions						
	508	Works and Constructions						
	003	Construction of agricultural roads	2263501	718000	718000	445000	670000	975000
		Total of Item	2263501	718000	718000	445000	670000	975000
		Total of Project / Treasury	2263501	718000	718000	445000	670000	975000

Capital Expenditures According to Program and Projects for the Years 2019 - 2023

Chapter : 2101 Ministry of Public Works and Housing

(In JDs)

Program 3710 Roads Construction								
Project 722 Road traffic safety in Tafileh governorate								
Fund Source 102001 Capital (Treasury)								
Group	item	Description	Actual 2019	Estimated 2020	Re-estimated 2020	Estimated 2021	Indicative 2022	Indicative 2023
31		Non-financial Assets						
3111		Buildings and Constructions						
	508	Works and Constructions						
	040	Constructions	1497043	257000	257000	461000	905000	1125000
		Total of Item	1497043	257000	257000	461000	905000	1125000
		Total of Project / Treasury	1497043	257000	257000	461000	905000	1125000
Project 723 Establishing and improving the rural and secondary roads in Aqaba governorate								
Fund Source 102001 Capital (Treasury)								
Group	item	Description	Actual 2019	Estimated 2020	Re-estimated 2020	Estimated 2021	Indicative 2022	Indicative 2023
31		Non-financial Assets						
3111		Buildings and Constructions						
	508	Works and Constructions						
	002	Construction of rural and secondary roads	988363	0	0	510000	200000	400000
		Total of Item	988363	0	0	510000	200000	400000
		Total of Project / Treasury	988363	0	0	510000	200000	400000
Project 724 Establishing and improving the agricultural roads in Aqaba governorate								
Fund Source 102001 Capital (Treasury)								
Group	item	Description	Actual 2019	Estimated 2020	Re-estimated 2020	Estimated 2021	Indicative 2022	Indicative 2023
31		Non-financial Assets						
3111		Buildings and Constructions						
	508	Works and Constructions						
	003	Construction of agricultural roads	374662	0	0	100000	0	50000
		Total of Item	374662	0	0	100000	0	50000
		Total of Project / Treasury	374662	0	0	100000	0	50000
Project 726 Lighting the streets of villages' Aqaba governorate with solar energy / Aqaba governorate								
Fund Source 102001 Capital (Treasury)								
Group	item	Description	Actual 2019	Estimated 2020	Re-estimated 2020	Estimated 2021	Indicative 2022	Indicative 2023
31		Non-financial Assets						
3111		Buildings and Constructions						
	508	Works and Constructions						
	028	Construction of lighting for roads and yards	441617	180000	180000	450000	750000	400000
		Total of Item	441617	180000	180000	450000	750000	400000
		Total of Project / Treasury	441617	180000	180000	450000	750000	400000
Project 728 Establishing and improving main roads in Zarqa' governorate								
Fund Source 102001 Capital (Treasury)								
Group	item	Description	Actual 2019	Estimated 2020	Re-estimated 2020	Estimated 2021	Indicative 2022	Indicative 2023
31		Non-financial Assets						
3111		Buildings and Constructions						
	508	Works and Constructions						
	001	Construction of main roads	97629	125000	125000	155000	930000	400000
		Total of Item	97629	125000	125000	155000	930000	400000
		Total of Project / Treasury	97629	125000	125000	155000	930000	400000

Capital Expenditures According to Program and Projects for the Years 2019 - 2023

Chapter : 2101 Ministry of Public Works and Housing

(In JDs)

Program 3710 Roads Construction								
Project		729 Opening and paving sub, secondary and agricultural roads in Ma'daba governorate						
Fund Source		102001 Capital (Treasury)						
Group	item	Description	Actual 2019	Estimated 2020	Re-estimated 2020	Estimated 2021	Indicative 2022	Indicative 2023
31		Non-financial Assets						
3111		Buildings and Constructions						
	508	Works and Constructions						
	002	Construction of rural and secondary roads	485606	0	0	485000	785000	785000
	003	Construction of agricultural roads	582872	0	0	0	0	0
		Total of Item	1068478	0	0	485000	785000	785000
		Total of Project / Treasury	1068478	0	0	485000	785000	785000
Project		730 Traffic safety on roads in Ma'daba governorate						
Fund Source		102001 Capital (Treasury)						
Group	item	Description	Actual 2019	Estimated 2020	Re-estimated 2020	Estimated 2021	Indicative 2022	Indicative 2023
31		Non-financial Assets						
3111		Buildings and Constructions						
	508	Works and Constructions						
	040	Constructions	370695	121500	121500	769000	998000	1040000
		Total of Item	370695	121500	121500	769000	998000	1040000
		Total of Project / Treasury	370695	121500	121500	769000	998000	1040000
Project		731 Renting heavy duty machines and services in Ma'daba governorate						
Fund Source		102001 Capital (Treasury)						
Group	item	Description	Actual 2019	Estimated 2020	Re-estimated 2020	Estimated 2021	Indicative 2022	Indicative 2023
22		Use of Goods and Services						
2211		Use of Goods and Services						
	512	Operating and Sustaining Expenditures						
	013	Services contracts	637666	135000	135000	0	0	0
		Total of Item	637666	135000	135000	0	0	0
		Total of Project / Treasury	637666	135000	135000	0	0	0
Project		732 Establishing and improving main and secondary roads in Al-Karak governorate						
Fund Source		102001 Capital (Treasury)						
Group	item	Description	Actual 2019	Estimated 2020	Re-estimated 2020	Estimated 2021	Indicative 2022	Indicative 2023
31		Non-financial Assets						
3111		Buildings and Constructions						
	508	Works and Constructions						
	001	Construction of main roads	0	0	0	2085000	1770000	785000
		Total of Item	0	0	0	2085000	1770000	785000
		Total of Project / Treasury	0	0	0	2085000	1770000	785000
Project		733 Traffic safety in Al-Karak governorate						
Fund Source		102001 Capital (Treasury)						
Group	item	Description	Actual 2019	Estimated 2020	Re-estimated 2020	Estimated 2021	Indicative 2022	Indicative 2023
31		Non-financial Assets						
3111		Buildings and Constructions						
	508	Works and Constructions						
	040	Constructions	109118	78000	78000	354000	310000	275000
		Total of Item	109118	78000	78000	354000	310000	275000
		Total of Project / Treasury	109118	78000	78000	354000	310000	275000

Capital Expenditures According to Program and Projects for the Years 2019 - 2023

Chapter : 2101 Ministry of Public Works and Housing

(In JDs)

Program 3710 Roads Construction								
Project		735 Establishing and improving the agricultural roads in Balqa' Governorate						
Fund Source		102001 Capital (Treasury)						
Group	item	Description	Actual 2019	Estimated 2020	Re-estimated 2020	Estimated 2021	Indicative 2022	Indicative 2023
31		Non-financial Assets						
3111		Buildings and Constructions						
	508	Works and Constructions						
	003	Construction of agricultural roads	0	0	0	400000	400000	400000
Total of Item			0	0	0	400000	400000	400000
Total of Project / Treasury			0	0	0	400000	400000	400000
Project		736 Traffic safety in Ma'an Governorate						
Fund Source		102001 Capital (Treasury)						
Group	item	Description	Actual 2019	Estimated 2020	Re-estimated 2020	Estimated 2021	Indicative 2022	Indicative 2023
31		Non-financial Assets						
3111		Buildings and Constructions						
	508	Works and Constructions						
	002	Construction of rural and secondary roads	0	0	0	104000	190000	302000
Total of Item			0	0	0	104000	190000	302000
Total of Project / Treasury			0	0	0	104000	190000	302000
Project		738 Road lighting in Ma'an Governorate						
Fund Source		102001 Capital (Treasury)						
Group	item	Description	Actual 2019	Estimated 2020	Re-estimated 2020	Estimated 2021	Indicative 2022	Indicative 2023
31		Non-financial Assets						
3111		Buildings and Constructions						
	508	Works and Constructions						
	013	Construction of buildings	0	0	0	0	125000	125000
Total of Item			0	0	0	0	125000	125000
Total of Project / Treasury			0	0	0	0	125000	125000
Project		741 Traffic safety on roads in Irbid governorate						
Fund Source		102001 Capital (Treasury)						
Group	item	Description	Actual 2019	Estimated 2020	Re-estimated 2020	Estimated 2021	Indicative 2022	Indicative 2023
31		Non-financial Assets						
3111		Buildings and Constructions						
	508	Works and Constructions						
	040	Constructions	0	0	0	109000	180000	70000
Total of Item			0	0	0	109000	180000	70000
Total of Project / Treasury			0	0	0	109000	180000	70000
Project		742 Traffic safety on roads in Ajloun governorate						
Fund Source		102001 Capital (Treasury)						
Group	item	Description	Actual 2019	Estimated 2020	Re-estimated 2020	Estimated 2021	Indicative 2022	Indicative 2023
31		Non-financial Assets						
3111		Buildings and Constructions						
	508	Works and Constructions						
	040	Constructions	0	0	0	380000	0	0
Total of Item			0	0	0	380000	0	0
Total of Project / Treasury			0	0	0	380000	0	0

Capital Expenditures According to Program and Projects for the Years 2019 - 2023

Chapter : 2101 Ministry of Public Works and Housing

(In JDs)

Program		3710 Roads Construction						
Project		743 General maintenance in the Capital governorate						
Fund Source		102001 Capital (Treasury)						
Group	item	Description	Actual 2019	Estimated 2020	Re-estimated 2020	Estimated 2021	Indicative 2022	Indicative 2023
31		Non-financial Assets						
3111		Buildings and Constructions						
	508	Works and Constructions						
	040	Constructions	0	0	0	22000	0	0
		Total of Item	0	0	0	22000	0	0
		Total of Project / Treasury	0	0	0	22000	0	0
		Total of Program	121929074	113090440	113090440	103948000	90911000	88360000

Capital Expenditures According to Program and Projects for the Years 2019 - 2023

Chapter : 2101 Ministry of Public Works and Housing

(In JDs)

Program 3905 Buildings								
Project		001 Buildings Program Administration Project						
Fund Source		102001 Capital (Treasury)						
Group	item	Description	Actual 2019	Estimated 2020	Re-estimated 2020	Estimated 2021	Indicative 2022	Indicative 2023
21		Compensations of Employees						
2111		Salaries, Wages and Allowances						
	502	Wages						
	001	Wages	349966	250000	250000	820000	810000	810000
		Total of Item	349966	250000	250000	820000	810000	810000
22		Use of Goods and Services						
2211		Use of Goods and Services						
	512	Operating and Sustaining Expenditures						
	013	Services contracts	353124	170000	170000	300000	0	0
	036	Computerization and automation operations expenses	49256	70000	70000	100000	100000	100000
		Total of Item	402380	240000	240000	400000	100000	100000
28		Other Expenditures						
2822		Other Capital Expenditures						
	504	Studies, Research and Consultations						
	017	Construction studies	249972	150000	150000	200000	200000	200000
		Total of Item	249972	150000	150000	200000	200000	200000
31		Non-financial Assets						
3112		Devices, Machinery and Equipment						
	505	Equipment, Machines and Devices						
	001	Computers and accessories	41818	70000	70000	70000	70000	70000
	008	Survey devices	19998	20000	20000	100000	100000	100000
	068	Solar cells generating the electric energy	100000	60000	60000	327000	0	0
		Total of Item	161816	150000	150000	497000	170000	170000
3122		Inventories						
	503	Materials and supplies						
	001	Computer supplies and accessories	107645	110000	110000	110000	110000	0
	019	Spare parts supplies	99997	100000	100000	500000	100000	0
	020	Office supplies	0	0	0	200000	400000	400000
		Total of Item	207642	210000	210000	810000	610000	400000
		Total of Project / Treasury	1371776	1000000	1000000	2727000	1890000	1680000
Project		002 Furnishings for the Prime Ministry building and the hospitality building and other works						
Fund Source		102001 Capital (Treasury)						
Group	item	Description	Actual 2019	Estimated 2020	Re-estimated 2020	Estimated 2021	Indicative 2022	Indicative 2023
31		Non-financial Assets						
3111		Buildings and Constructions						
	508	Works and Constructions						
	040	Constructions	343789	230000	230000	270000	400000	400000
		Total of Item	343789	230000	230000	270000	400000	400000
		Total of Project / Treasury	343789	230000	230000	270000	400000	400000
Project		006 Sustaining the maintenance and modernization of borders centers.						
Fund Source		102001 Capital (Treasury)						
Group	item	Description	Actual 2019	Estimated 2020	Re-estimated 2020	Estimated 2021	Indicative 2022	Indicative 2023
31		Non-financial Assets						
3111		Buildings and Constructions						
	508	Works and Constructions						
	040	Constructions	2250000	2000000	2000000	1800000	2000000	2000000
		Total of Item	2250000	2000000	2000000	1800000	2000000	2000000
		Total of Project / Treasury	2250000	2000000	2000000	1800000	2000000	2000000

Capital Expenditures According to Program and Projects for the Years 2019 - 2023

Chapter : 2101 Ministry of Public Works and Housing

(In JDs)

Program 3905 Buildings								
Project		008 Urban Villages Project						
Fund Source		102001 Capital (Treasury)						
Group	item	Description	Actual 2019	Estimated 2020	Re-estimated 2020	Estimated 2021	Indicative 2022	Indicative 2023
31		Non-financial Assets						
3111		Buildings and Constructions						
	508	Works and Constructions						
	013	Construction of buildings	149908	100000	100000	135000	150000	0
		Total of Item	149908	100000	100000	135000	150000	0
		Total of Project / Treasury	149908	100000	100000	135000	150000	0
Project		009 Housing for poor families						
Fund Source		102001 Capital (Treasury)						
Group	item	Description	Actual 2019	Estimated 2020	Re-estimated 2020	Estimated 2021	Indicative 2022	Indicative 2023
31		Non-financial Assets						
3111		Buildings and Constructions						
	508	Works and Constructions						
	002	Construction of rural and secondary roads	0	600000	600000	115000	150000	150000
	013	Construction of buildings	99991	800000	800000	200000	200000	200000
		Total of Item	99991	1400000	1400000	315000	350000	350000
		Total of Project / Treasury	99991	1400000	1400000	315000	350000	350000
Project		010 Sustaining and maintaining Jordan Museum						
Fund Source		102001 Capital (Treasury)						
Group	item	Description	Actual 2019	Estimated 2020	Re-estimated 2020	Estimated 2021	Indicative 2022	Indicative 2023
31		Non-financial Assets						
3111		Buildings and Constructions						
	508	Works and Constructions						
	013	Construction of buildings	100000	70000	70000	0	0	0
		Total of Item	100000	70000	70000	0	0	0
		Total of Project / Treasury	100000	70000	70000	0	0	0
Project		011 Maintaining various buildings and areas						
Fund Source		102001 Capital (Treasury)						
Group	item	Description	Actual 2019	Estimated 2020	Re-estimated 2020	Estimated 2021	Indicative 2022	Indicative 2023
31		Non-financial Assets						
3111		Buildings and Constructions						
	508	Works and Constructions						
	013	Construction of buildings	149597	0	0	270000	300000	300000
		Total of Item	149597	0	0	270000	300000	300000
		Total of Project / Treasury	149597	0	0	270000	300000	300000
Project		012 Correcting positions of existing buildings as per handicapped persons needs						
Fund Source		102001 Capital (Treasury)						
Group	item	Description	Actual 2019	Estimated 2020	Re-estimated 2020	Estimated 2021	Indicative 2022	Indicative 2023
31		Non-financial Assets						
3111		Buildings and Constructions						
	508	Works and Constructions						
	013	Construction of buildings	100000	50000	50000	90000	100000	100000
		Total of Item	100000	50000	50000	90000	100000	100000
		Total of Project / Treasury	100000	50000	50000	90000	100000	100000

Capital Expenditures According to Program and Projects for the Years 2019 - 2023

Chapter : 2101 Ministry of Public Works and Housing

(In JDs)

Program 3905 Buildings								
Project		013 Establish a building for Al-Balqa' intelligence						
Fund Source		102001 Capital (Treasury)						
Group	item	Description	Actual 2019	Estimated 2020	Re-estimated 2020	Estimated 2021	Indicative 2022	Indicative 2023
31		Non-financial Assets						
3111		Buildings and Constructions						
	508	Works and Constructions						
	013	Construction of buildings	999949	500000	500000	2250000	1000000	1000000
		Total of Item	999949	500000	500000	2250000	1000000	1000000
		Total of Project / Treasury	999949	500000	500000	2250000	1000000	1000000
Project		704 Establish buildings in Karak governorate						
Fund Source		102001 Capital (Treasury)						
Group	item	Description	Actual 2019	Estimated 2020	Re-estimated 2020	Estimated 2021	Indicative 2022	Indicative 2023
31		Non-financial Assets						
3111		Buildings and Constructions						
	508	Works and Constructions						
	013	Construction of buildings	0	0	0	0	100000	0
		Total of Item	0	0	0	0	100000	0
		Total of Project / Treasury	0	0	0	0	100000	0
		Total of Program	5565010	5350000	5350000	7857000	6290000	5830000
		Total of Chapter / Treasury	125380426	62849687	62849000	72757000	61301000	58640000
		Total of Chapter / Loans	14503084	59750000	59750000	48000000	41250000	41000000
		Total of Chapter	139883510	122599687	122599000	120757000	102551000	99640000