

Chapter : 2001 Ministry of Energy and Mineral Resources

- Creation:** The Ministry of Energy and Mineral Resources was established in late of 1984 and entrusted with managing and organizing the energy sector under Ministry of Energy and Mineral Resources Organization and Administration Bylaw No.(26) of 1985 in order to achieve the national objectives by assuming the responsibility for the comprehensive planning of the sector in terms of the regulation, formulation, execution and follow up the general policies, thus achieving provision of the energy needed for comprehensive sustainable development at the lowest possible cost and highest standards by the development and execution of appropriate policies, legislation and programs.
- Under article (C/1) of Law No. (17) of 2014, the Restructuring of Institutions and Government Departments. The Natural Resources Authority established under the Organization of Natural Resources Affairs Law. No (12) of 1968 was disbanded, and the Authority's rights and assets were reverted to the Ministry of Energy and Mineral Resources except organizational functions.
- Following the issuance of Energy and Minerals Regulatory Commission Law No.(8) of 2017 containing in Article (4/b) that the Commission to assume tasks and powers for the granting of licenses and permits to persons working in the sector and some tasks related to that have transferred from the Ministry to the Commission for execution.
- The administrative organization bylaw of the Ministry of Energy and Mineral Resources No. (123) of 2019 was issued and in consequence, amendments to the organizational structure and functions of the organizational units.
- Vision :** Achieving of a secure sustainable supply of energy and optimal utilization of natural resources
- Mission:** Setting and developing the appropriate policies and legislations to achieve a secure sustainable supply of energy and the optimum utilization of natural resources according to the best international practices.
- Legal Framework :** Provisions of Administrative Organization Bylaw of Ministry of Energy and Mineral Resources No. (123) of 2019

Tasks of the Ministry / Department:

- Achieve a secure sustainable supply of energy.
- Optimum utilization of the natural resources.

Ministry/Department Contribution to the Achievement of the National Objectives:

- Achieve the sustained growth rates to ensure a good standard of living for all citizens
- Create an attractive investment environment capable of attracting the foreign capital and encourage local investment.
- Improve the level of services provided for citizens and fairness in their distribution
- Reduce levels of poverty and unemployment and build an effective social protection system.
- Build a generation able to creativity and innovation with high productivity.

Major Issues and Challenges which face the Ministry / Department:

- Lack of domestic commercial sources of energy and reliance on imports.
- The annual high cost of importing energy
- High growth rates in demand of energy due to population increase
- The magnitude of the necessary investment size in energy industry and its facilities
- The need to invest in the Mining Sector

Strategic Objectives and Performance Indicators of the Ministry / Department

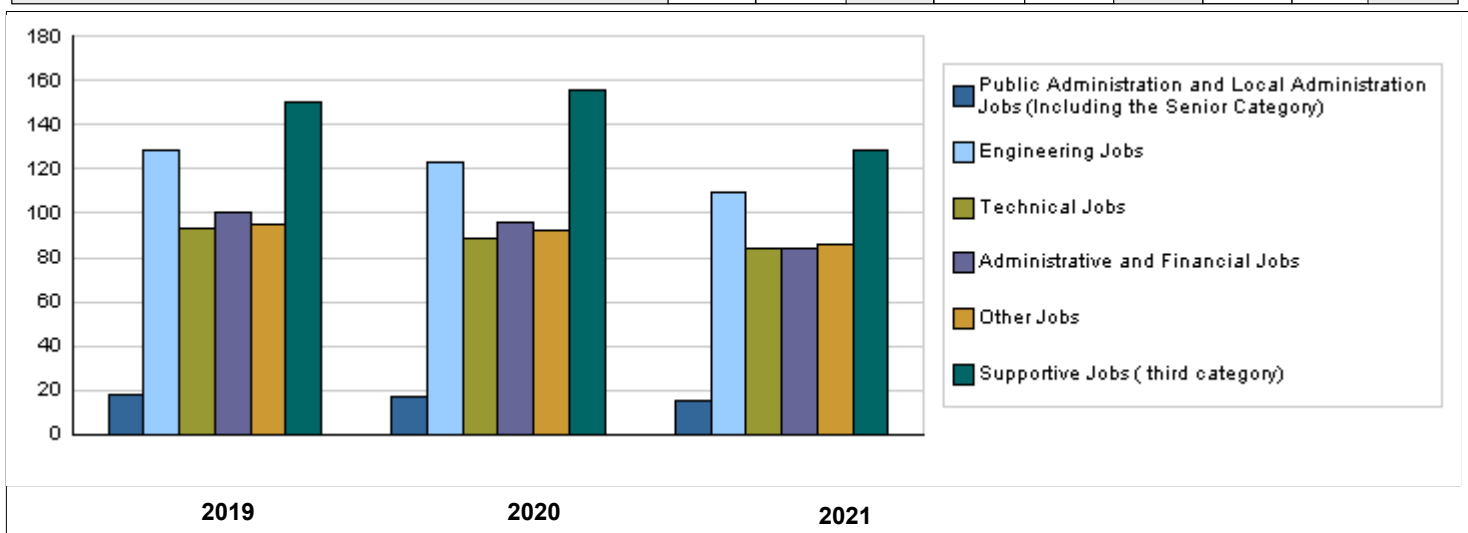
Strategic Objective	Performance Indicator	Base year	Value	Actual Value	Target Value	Preliminary Self Evaluation	Target Value		
				2019	2020		2020	2021	2022
				1 - To diversify energy sources	1 Percentage of oil and its derivatives contribution in the overall energy mix	2018	%54	%52	%51
	2 Percentage of natural gas contribution in the overall energy mix	2018	%35	%36	%38	%21	%21	%20	%21.5
	3 Percentage of imported coal contribution in the overall energy mix	2018	%3	%4	%4	%2	%2	%2	%2
	4 Percentage of natural gas contribution to power generation	2018	%88	%85	%74	%61	%60.2	%59.4	%58.6
	5 Electric power supply insurance rate	2018	%99	%99	%99	%99	%99	%99	%99
	6 Number of power supply sources (cumulative)	2018	3	3	4	4	4	4	4
	7 Percentage of renewable energy contribution in the overall energy mix	2018	%7	%8	%11	%11	%12	%12.5	%13
	8 Percentage of shale contribution in the overall energy mix	2018	-	-	%6	%8	%6.8	%5.6	%5.2
2 - To develop indigenous energy sources	1 Percentage of renewable energy contribution in power generation	2018	%11	%13	%20	%20	%24	%26.5	%28.5
	2 Number of renewable energy projects	2018	21	30	37	37	37	37	37
	3 Percentage of shale contribution in power generation	2018	-	-	%14	%15	%12.8	%10.9	%9.9
	4 Number of operating oil wells	2018	3	3	4	4	5	7	9
	5 Number of operating gas wells	2018	15	17	27	27	30	34	38
	6 Number of agreements and memorandums of understanding (MOU) signed for oil and gas prospecting.	2018	2	2	3	3	3	4	5
3 - To rationalize energy consumption and improve its efficiency	1 Percentage of energy rationalization and improving its efficiency by referring to 2007 consumption and (2019) as the base year	2018	-	%1	%18	%2	%3	%3	%3
4 - To increase the investment in the minerals resources sector	1 Number of projects in the mineral resources sector	2018	2	1	1	1	1	1	1
5 - To monitor, analyse and evaluate seismic information	1 Percentage of coverage of local seismic activities	2018	%70	%80	%90	%90	%100	%100	%100
6 - To improve the efficiency of institutional performance	1 Budget performance percentage (current expenditures)	2018	%96	%97	%98	%98	%98	%98	%98
	2 Budget performance percentage (capital expenditures)	2018	%85	%87	%89	%89	%91	%93	%95
	3 Number of requests for clarification by the Audit Bureau	2018	14	0	0	0	0	0	0
	4 Percentage of partners satisfaction	2018	%85	%85.8	%88	%88	%89.5	%91	%92.5
	5 Percentage of customer satisfaction	2018	%92	%92.1	%94	%94	%95	%95	%95
	6 Percentage of employees satisfaction	2018	%81.4	%54	%84.5	%84.5	%86	%87	%88

Strategic Objectives and Performance Indicators of the Ministry / Department

Strategic Objective	Performance Indicator	Base year	Value	Actual Value	Target Value	Preliminary Self Evaluation	Target Value		
				2019	2020	2020	2021	2022	2023
6 - To improve the efficiency of institutional performance	7 Percentage of individual performance level	2018	%87	%89.2	%89	%89	%90	%90	%91
	8 Results of the Audit Bureau's evaluation for the internal control units	2018	%93	%95	%96	%96	%97	%98	%98

Number of Staff of the Ministry / Department

Group	Job	2019			2020			Preliminary 2021		
		Male	Female	Total	Male	Female	Total	Male	Female	Total
Public Administration and Local Administration Jobs (Including the Senior Category)	Supervisory and Leadership jobs	14	4	18	13	4	17	12	3	15
Engineering Jobs	Engineer	91	37	128	88	35	123	79	30	109
Technical Jobs	Technical jobs (Programmer, Researcher,...)	71	22	93	69	20	89	65	19	84
Administrative and Financial Jobs	Administrative and Financial jobs	80	20	100	77	19	96	68	16	84
Other Jobs	Other jobs	81	14	95	79	13	92	74	12	86
Supportive Jobs (third category)	Support employee (Driver, Office Boy,...)	130	20	150	135	21	156	110	18	128
Total		467	117	584	461	112	573	408	98	506
Total Cost of Salaries		3418187	856377	4274564	3182750	773250	3956000	3760696	903304	4664000



Key Information of the Ministry / Department

No.	Description	2017	2018	2019	2020	2021
1	Number of oil companies working in the oil sector	12	12	12	12	13
2	Contribution of wind energy to the energy mix/ a percentage	5	5	5	5	5
3	Number of cumulative programs in energy conservation and improving efficiency	8	10	10	10	11
4	Increased spread of solar water heaters for domestic purposes/ a percentage	12.5	15	15	15	18

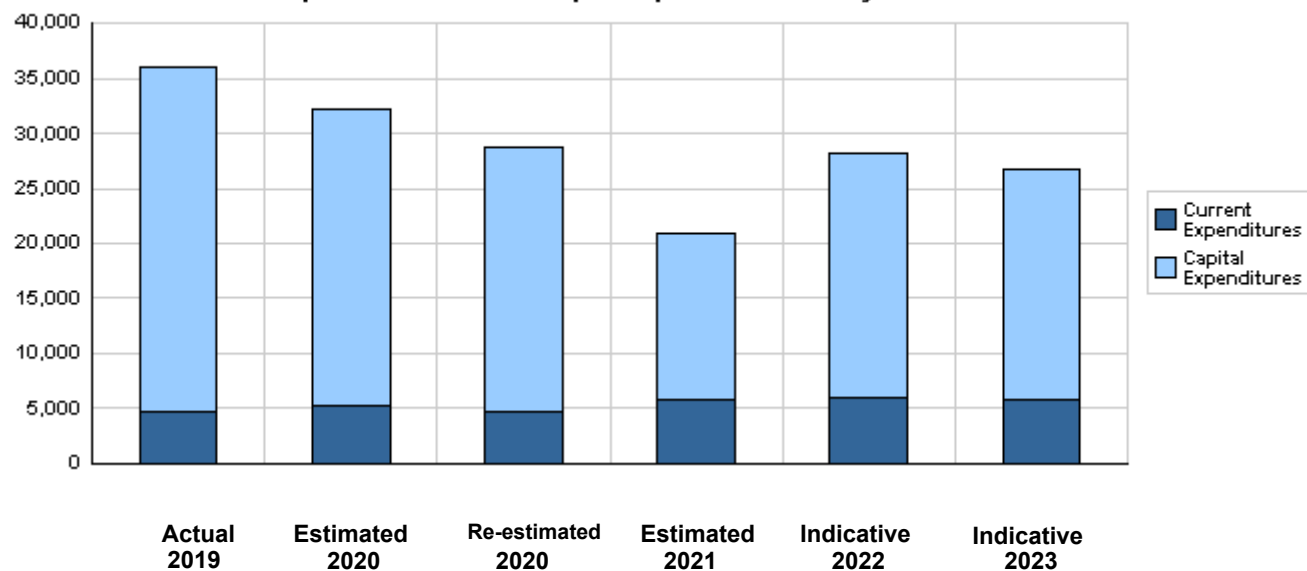
**Overall Summary of Expenditures for Chapter 2001- Ministry of Energy and Mineral Resources
for the Years 2019 - 2023**

(In JDs)

Description		Actual 2019	Estimated 2020	Re-estimated 2020	Estimated 2021	Indicative 2022 2023	
Group	Current Expenditures						
2111	Salaries, Wages and Allowances	3,828,564	4,049,000	3,494,000	4,156,000	4,200,000	4,244,000
2121	Social Security Contributions	446,000	466,000	462,000	508,000	515,000	523,000
2211	Use of Goods and Services	490,009	796,000	682,000	1,031,000	1,106,000	1,006,000
2821	Other Current Expenditures	10,743	18,000	18,000	116,000	116,000	116,000
	Total current expenditures	4,775,316	5,329,000	4,656,000	5,811,000	5,937,000	5,889,000
	Capital Expenditures						
2211	Use of Goods and Services	1,127,670	1,065,000	900,000	0	0	0
2511	Subsidies to Public Corporations	42,568	50,000	50,000	0	0	0
2822	Other Capital Expenditures	6,010,562	8,205,000	7,975,000	1,150,000	400,000	400,000
3111	Buildings and Constructions	13,355,136	5,940,000	5,470,000	1,800,000	2,015,000	515,000
3112	Devices, Machinery and Equipment	7,041,051	11,210,000	9,255,000	8,955,000	10,490,000	10,490,000
3122	Inventories	36,657	80,000	50,000	80,000	95,000	95,000
3141	Lands	3,522,375	350,000	350,000	3,150,000	9,300,000	9,300,000
	Total capital expenditures	31,136,019	26,900,000	24,050,000	15,135,000	22,300,000	20,800,000
	Treasury	31,136,019	26,900,000	24,050,000	15,135,000	22,300,000	20,800,000
	Total current and capital expenditures	35,911,335	32,229,000	28,706,000	20,946,000	28,237,000	26,689,000

(Thousands of JDs)

Graph of the current and capital expenditures for the years 2019 - 2023

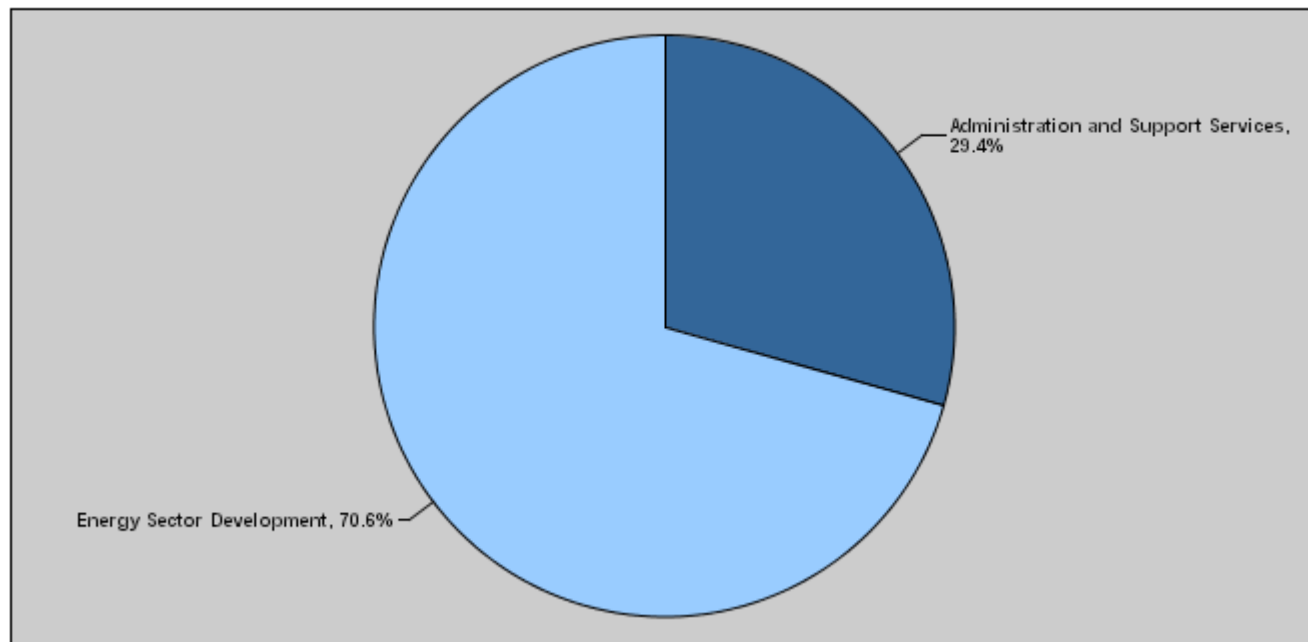


**Budget of Chapter 2001 - Ministry of Energy and Mineral Resources
For the Year 2021 Distributed According to Program**

(In JDs)

Prog.	Description	Current Expenditures	Capital Expenditures	Total Expenditures
3501	Administration and Support Services	5,811,000	350,000	6,161,000
3505	Energy Sector Development	0	14,785,000	14,785,000
	Total	5,811,000	15,135,000	20,946,000

Total Expenditures for the Year 2021 Distributed According to Programs



Estimated Allocations for Females distributed according to Programs for the Years 2019 - 2023

Program	2019	2020	2021	2022	2023
3501 Administration and Support Services	1352636	1269000	1381000	1383000	1373000
3505 Energy Sector Development	5059707	3900000	2882000	3732000	3477000
Total	6412343	5169000	4263000	5115000	4850000

Budget Chapter 2001 - Ministry of Energy and Mineral Resources Distributed According to the Program

3501	Administration and Support Services Program
Objective of the program :	
<ul style="list-style-type: none"> - To improve the administrative capacities of all administrative units in the Ministry. - To improve the management of the programs and projects implemented by Ministry. 	
The strategic objective related to the program :	
To improve the efficiency of institutional performance	
Directorates associated with the program :	
<ul style="list-style-type: none"> - Planning & International Cooperation Directorate. - Financial Affairs Directorate - Human Resources & Administration Directorate. - Internal Control Unit. - Information Technology Directorate. - Legal Affairs Directorate. - Support Services Directorate. - Monitoring Unit. - Institutional Development Unit. - Projects Management Unit. - Statistics and Information Unit. 	
Services provided by the program :	
<ul style="list-style-type: none"> - Provide the various activities support of the Ministry. - Provide the administrative infrastructure such as the computerization of the Ministry's works. - Provide transport means for employees and projects. - Provide different equipment and furniture. - Allocate financial appropriations for all Ministry projects - Archive the Ministry's work - Follow up the Ministry's mail and receive official delegations - Provide necessary legal services and consultations 	
Staff working in the program :	
The program is implemented through a functional staff in 2020 estimated with (270) staff, including (211) males and (59) females .	

Key Performance Indicators for Program

Performance Measurement Indicator	Base Year	Value	Actual value	Target Value	Preliminary Self Evaluation	Target Value		
			2019	2020		2020	2021	2022
1	2018	%92	%92.1	%94	%94	%95	%95	%95
2	2018	%85	%85.8	%88	%88	%89.5	%91	%92.5
3	2018	%99	%100	%100	%100	%100	%100	%100
4	2018	12	18	18	21	25	28	30
5	2018	%81.4	%54	%84.5	%84.5	%86	%87	%88
6	2018	%15	%25	%35	%35	%40	%45	%50

Appropriations Of Administration and Support Services Program as Per Activities and Projects.

(In JDs)

Activities and Projects	Actual	Estimated	Re-estimated	Estimated	Indicative	
	2019	2020	2020	2021	2022	2023
Current Expenditures	4,775,316	5,329,000	4,656,000	5,811,000	5,937,000	5,889,000
601 Administrative and Support Services	4,775,316	5,329,000	4,656,000	5,811,000	5,937,000	5,889,000
Capital Expenditures	1,373,031	1,250,000	1,110,000	350,000	350,000	350,000
001 Institutional Capacities Enhancement Project	1,373,031	1,250,000	1,110,000	350,000	350,000	350,000
Program / Treasury	1,373,031	1,250,000	1,110,000	350,000	350,000	350,000
Total Program	6,148,347	6,579,000	5,766,000	6,161,000	6,287,000	6,239,000

3505	Energy Sector Development Program
Objective of the program :	
<ul style="list-style-type: none"> - Achieve a secure sustainable supply of energy. - Study the economic and investment feasibility of projects. - Land acquisition, purchase equipment for the required projects to achieve the strategic objectives of the Ministry. 	
The strategic objective related to the program :	
<ol style="list-style-type: none"> 1- To diversify energy sources 2- To develop indigenous energy sources 3- To rationalize energy consumption and improve its efficiency 4- To increase the investment in the minerals resources sector 5- To monitor, analyse and evaluate seismic information 	
Directorates associated with the program :	
<ul style="list-style-type: none"> - Electricity & Al-Reef Electricity Directorate. - Petroleum & Natural Gas Directorate. - Renewable Energy & Energy Efficiency Directorate. - Laboratories & Quality Control Directorate. - Renewable Energy Promotion & energy Rationalization Fund. - Natural Resources Projects Directorate. - Natural Resources Studies Directorate 	
Services provided by the program :	
<ul style="list-style-type: none"> - Achieve the security of energy supply. - Diversify energy sources and forms. - Liberalize energy markets. - Develop and exploit the traditional and renewable local energy sources, oil shale and uranium. - Create opportunities for the private sector and encouraging it to invest in infrastructure projects - Promote regional energy connectivity projects and rationalize consumption. 	
Staff working in the program :	
The program is implemented through a functional staff in 2020 estimated with (303) staff, including (250) males and (53) females .	

Key Performance Indicators for Program

	Performance Measurement Indicator	Base Year	Value	Actual value	Target Value	Preliminary Self Evaluation	Target Value		
				2019	2020		2020	2021	2022
1	Percentage of oil and its derivatives contribution in the overall energy mix	2018	%54	%52	%51	%58	%57	%59	%57
2	Percentage of security of electric power supply	2018	%99	%99	%99	%99	%99	%99	%99
3	Percentage of natural gas contribution in the overall energy mix	2018	%35	%36	%38	%21	%21	%20	%21.5
4	Percentage of natural gas contribution in power generation	2018	%88	%85	%74	%61	%60.2	%59.4	%58.6
5	Percentage of renewable energy contribution in power generation	2018	%11	%13	%20	%20	%24	%26.5	%28.5
6	Percentage of energy rationalization and improving its efficiency and (2018) as the base year	2018	-	%1	%18	%2	%3	%3	%3
7	Number of memorandums of understanding to be reviewed and their commitment measurement	2018	-	2	-	2	2	2	2
8	Number of new plants	2018	2	2	2	2	2	1	1

Appropriations Of Energy Sector Development Program as Per Activities and Projects.

(In JDs)

Activities and Projects	Actual	Estimated	Re-estimated	Estimated	Indicative	
	2019	2020	2020	2021	2022	2023
Current Expenditures	0	0	0	0	0	0
Capital Expenditures	29,762,988	25,650,000	22,940,000	14,785,000	21,950,000	20,450,000
002 Encouraging the establishment Natural Gas Distribution Network in many cities in the Kingdom/ Expropriation	892,888	400,000	300,000	200,000	300,000	300,000
008 Establishing Energy Efficiency Fund	42,568	50,000	50,000	0	0	0
014 Exploitation of wind energy to generate electricity (Fajji)	45,952	50,000	50,000	0	0	0
023 Establishing of a Customer Service Office	46,400	50,000	20,000	0	0	0
027 Jordanian nuclear power plant	2,000,000	0	0	0	0	0
029 Facilities to store oil derivatives	14,440,000	5,700,000	5,700,000	0	0	0

Budget Chapter 2001 - Ministry of Energy and Mineral Resources Distributed According to the Program

3505 Energy Sector Development Program		Appropriations Of Energy Sector Development Program as Per Activities and Projects. (In JDs)					
Activities and Projects		Actual 2019	Estimated 2020	Re-estimated 2020	Estimated 2021	Indicative 2022 2023	
Capital Expenditures		29,762,988	25,650,000	22,940,000	14,785,000	21,950,000	20,450,000
031	Jordanian- Iraqi Oil Pipeline	0	30,000	0	50,000	100,000	100,000
033	Evaluation of unsolicited proposals for renewable energy projects	752,130	10,000	10,000	0	0	0
035	Renewable energy projects for electricity generation- wind energy/ Ma'an	0	235,000	235,000	0	0	0
036	Renewable energy projects for electricity generation - solar energy/ Aqaba	2,650,113	6,600,000	6,600,000	500,000	0	0
037	Implementation of energy audit studies for institutions	13,865	100,000	50,000	50,000	50,000	50,000
039	Expansion of the electricity generation project using solar panels in Azraq / European grant	3,434,218	500,000	500,000	0	0	0
046	Modernizing Jordan Seismological Observatory	36,151	50,000	50,000	50,000	50,000	50,000
047	Oil Shale Exploration	9,348	0	0	0	0	0
048	Mineral resources exploration	0	450,000	400,000	300,000	100,000	100,000
049	Petroleum Exploration through marketing explorative areas	0	2,500,000	2,000,000	1,135,000	1,500,000	0
050	Solar panels for houses	0	150,000	100,000	100,000	350,000	450,000
051	Solar heaters for houses	1,200,000	500,000	200,000	200,000	300,000	500,000
052	Seismic and geological surveys	45,106	50,000	50,000	300,000	400,000	100,000
054	Implementation of the National Energy Efficiency Plan	0	50,000	0	50,000	50,000	50,000
055	Executing the natural gas line / Sheikh Hussein Crossing	2,583,535	0	0	3,000,000	9,000,000	9,000,000
057	Constructing a solar power plant for generating electricity for the 6-MW synchrotron-light	1,310,000	0	0	0	0	0
059	Solar panels for mosques	245,262	250,000	250,000	150,000	250,000	250,000
060	Geo-chemical and Geo-physical studies	0	50,000	0	0	0	0
061	Expansion of electricity generation project using solar panels in Azraq / (1 MW / European grant)	15,452	750,000	750,000	550,000	0	0
064	Installation of electricity by conventional electricity / Fils Al-Reef	0	600,000	600,000	150,000	500,000	500,000
065	Installation projects of grid connected and not connected solar panels systems / Fils Al-Reef	0	5,500,000	4,000,000	3,000,000	4,000,000	4,000,000
066	Replacement of streetlights units in all the municipalities and camps of the Kingdom / Fils Al-Reef	0	1,025,000	1,025,000	5,000,000	5,000,000	5,000,000
Program / Treasury		29,762,988	25,650,000	22,940,000	14,785,000	21,950,000	20,450,000
Total Program		29,762,988	25,650,000	22,940,000	14,785,000	21,950,000	20,450,000

Chapter : 2001 Ministry of Energy and Mineral Resources

(In JDs)

Current Activities Appropriations According to Program								
Prog.	Activites		Actual	Estimated	Re-estimated	Estimated	Indicative	Indicative
			2019	2020	2020	2021	2022	2023
3501	601	Administrative and Support Services	4775316	5329000	4656000	5811000	5937000	5889000
		Total of Program	4775316	5329000	4656000	5811000	5937000	5889000
		Total	4775316	5329000	4656000	5811000	5937000	5889000

Capital Projects Appropriations According to Program								
Prog.	Projects		Actual	Estimated	Re-estimated	Estimated	Indicative	Indicative
			2019	2020	2020	2021	2022	2023
3505	002	Encouraging the establishment Natural Gas Distribution Network in many cities in the Kingdom/ Expropriation	892888	400000	300000	200000	300000	300000
	008	Establishing Energy Efficiency Fund	42568	50000	50000	0	0	0
	014	Exploitation of wind energy to generate electricity (Fajji)	45952	50000	50000	0	0	0
	023	Establishing of a Customer Service Office	46400	50000	20000	0	0	0
	027	Jordanian nuclear power plant	2000000	0	0	0	0	0
	029	Facilities to store oil derivatives	14440000	5700000	5700000	0	0	0
	031	Jordanian- Iraqi Oil Pipeline	0	30000	0	50000	100000	100000
	033	Evaluation of unsolicited proposals for renewable energy projects	752130	10000	10000	0	0	0
	035	Renewable energy projects for electricity generation- wind energy/ Ma'an	0	235000	235000	0	0	0
	036	Renewable energy projects for electricity generation - solar energy/ Aqaba	2650113	6600000	6600000	500000	0	0
	037	Implementation of energy audit studies for institutions	13865	100000	50000	50000	50000	50000
	039	Expansion of the electricity generation project using solar panels in Azraq / European grant	3434218	500000	500000	0	0	0
	046	Modernizing Jordan Seismological Observatory	36151	50000	50000	50000	50000	50000
	047	Oil Shale Exploration	9348	0	0	0	0	0
	048	Mineral resources exploration	0	450000	400000	300000	100000	100000
	049	Petroleum Exploration through marketing explorative areas	0	2500000	2000000	1135000	1500000	0
	050	Solar panels for houses	0	150000	100000	100000	350000	450000
	051	Solar heaters for houses	1200000	500000	200000	200000	300000	500000
	052	Seismic and geological surveys	45106	50000	50000	300000	400000	100000
	054	Implementation of the National Energy Efficiency Plan	0	50000	0	50000	50000	50000
	055	Executing the natural gas line / Sheikh Hussein Crossing	2583535	0	0	3000000	9000000	9000000
	057	Constructing a solar power plant for generating electricity for the 6-MW synchrotron-light	1310000	0	0	0	0	0
	059	Solar panels for mosques	245262	250000	250000	150000	250000	250000
	060	Geo-chemical and Geo-physical studies	0	50000	0	0	0	0
	061	Expansion of electricity generation project using solar panels in Azraq / (1 MW / European grant)	15452	750000	750000	550000	0	0
	064	Installation of electricity by conventional electricity / Fils Al-Reef	0	600000	600000	150000	500000	500000
	065	Installation projects of grid connected and not connected solar panels systems / Fils Al-Reef	0	5500000	4000000	3000000	4000000	4000000
	066	Replacement of streetlights units in all the municipalities and camps of the Kingdom / Fils Al-Reef	0	1025000	1025000	5000000	5000000	5000000
		Total of Program	29762988	25650000	22940000	14785000	21950000	20450000
3501	001	Institutional Capacities Enhancement Project	1373031	1250000	1110000	350000	350000	350000
		Total of Program	1373031	1250000	1110000	350000	350000	350000
		Total	31136019	26900000	24050000	15135000	22300000	20800000

Overall Summary of Current Expenditures for the Years 2019 - 2023

Chapter: 2001 Ministry of Energy and Mineral Resources

(In JDs)

Group	Item	Description	Actual 2019	Estimated 2020	Re-estimated 2020	Estimated 2021	Indicative 2022	Indicative 2023
21		Compensations of Employees						
2111		Salaries, Wages and Allowances						
	101	Classified Employees	140799	70000	32000	31000	30000	30000
	102	Unclassified Employees	916270	920000	805000	760000	765000	775000
	103	Comprehensive Contract Employees	63812	130000	49000	50000	52000	53000
	105	Personal Cost of Living Allowance	722506	810000	661000	650000	660000	670000
	106	Family Cost of Living Allowance	71211	80000	59000	65000	67000	69000
	110	Overtime Allowance	90120	110000	110000	110000	110000	110000
	111	Additional Allowance	947355	910000	885000	955000	976000	990000
	113	Transportation Allowance	136430	165000	93000	125000	127000	129000
	114	Transport Allowance	50616	54000	40000	50000	51000	52000
	115	Field Visit Allowance	16544	23000	9000	15000	15000	15000
	116	Employees' Bonuses	532022	555000	555000	1140000	1140000	1140000
	120	Contract Employees	140879	222000	196000	205000	207000	211000
Total			3828564	4049000	3494000	4156000	4200000	4244000
2121		Social Security Contributions						
	301	Social Security	446000	466000	462000	508000	515000	523000
Total			446000	466000	462000	508000	515000	523000
22		Use of Goods and Services						
2211		Use of Goods and Services						
	202	Telecommunications Services	12000	12000	12000	15000	15000	15000
	203	Water	8000	12000	12000	12000	13000	13000
	204	Electricity	70000	70000	70000	190000	200000	200000
	205	Fuels	71000	76000	76000	120000	130000	130000
	206	Maintenance of Machines, furniture and accessories	6993	10000	10000	15000	15000	15000
	207	Maintenance of vehicles, equipment and accessories	25000	30000	30000	40000	40000	40000
	208	Repair and maintenance of buildings and accessories	7000	20000	10000	30000	30000	30000
	209	Stationery, Publications and Office Supplies	10000	15000	15000	115000	115000	115000
	211	Cleaning services and supplies including cleaning contracts	88034	100000	100000	121000	121000	121000
	212	Insurance	40000	40000	32000	32000	35000	35000
	213	Official Travel Missions	69649	70000	50000	50000	50000	50000
	214	Goods and services expenses	82333	341000	265000	291000	342000	242000
Total			490009	796000	682000	1031000	1106000	1006000
28		Other Expenditures						
2821		Other Current Expenditures						
	302	Contributions	6983	9000	9000	11000	11000	11000
	303	Scientific scholarships and training courses	1560	6000	6000	6000	6000	6000
	305	Non-Employees' Bonuses	2200	3000	3000	99000	99000	99000
Total			10743	18000	18000	116000	116000	116000
Total of Chapter			4775316	5329000	4656000	5811000	5937000	5889000

Program : 3501 - Administration and Support Services								
Activity : 601 - Administrative and Support Services								
Group	Item	Description	Actual 2019	Estimated 2020	Re-estimated 2020	Estimated 2021	Indicative 2022	Indicative 2023
21		Compensations of Employees						
2111		Salaries, Wages and Allowances						
	101	Classified Employees	140799	70000	32000	31000	30000	30000
	102	Unclassified Employees	916270	920000	805000	760000	765000	775000
	103	Comprehensive Contract Employees	63812	130000	49000	50000	52000	53000
	105	Personal Cost of Living Allowance	722506	810000	661000	650000	660000	670000
	106	Family Cost of Living Allowance	71211	80000	59000	65000	67000	69000
	110	Overtime Allowance	90120	110000	110000	110000	110000	110000
	111	Additional Allowance	947355	910000	885000	955000	976000	990000
	113	Transportation Allowance	136430	165000	93000	125000	127000	129000
	114	Transport Allowance	50616	54000	40000	50000	51000	52000
	115	Field Visit Allowance	16544	23000	9000	15000	15000	15000
	116	Employees' Bonuses	532022	555000	555000	1140000	1140000	1140000
	120	Contract Employees	140879	222000	196000	205000	207000	211000
		Total	3828564	4049000	3494000	4156000	4200000	4244000
2121		Social Security Contributions						
	301	Social Security	446000	466000	462000	508000	515000	523000
		Total	446000	466000	462000	508000	515000	523000
22		Use of Goods and Services						
2211		Use of Goods and Services						
	202	Telecommunications Services	12000	12000	12000	15000	15000	15000
	203	Water	8000	12000	12000	12000	13000	13000
	204	Electricity	70000	70000	70000	190000	200000	200000
	205	Fuels	71000	76000	76000	120000	130000	130000
	001	Heating	19000	21000	21000	30000	30000	30000
	002	Saloon vehicles	17000	20000	20000	45000	50000	50000
	003	Transport vehicles and heavy equipment	35000	35000	35000	45000	50000	50000
	206	Maintenance of Machines, furniture and accessories	6993	10000	10000	15000	15000	15000
	207	Maintenance of vehicles, equipment and accessories	25000	30000	30000	40000	40000	40000
	208	Repair and maintenance of buildings and accessories	7000	20000	10000	30000	30000	30000
	209	Stationery, Publications and Office Supplies	10000	15000	15000	115000	115000	115000
	211	Cleaning services and supplies including cleaning contracts	88034	100000	100000	121000	121000	121000
	212	Insurance	40000	40000	32000	32000	35000	35000
	213	Official Travel Missions	69649	70000	50000	50000	50000	50000
	214	Goods and services expenses	82333	341000	265000	291000	342000	242000
	001	Events and hospitality	9990	10000	10000	10000	10000	10000
	008	Advertisements and subscriptions	0	0	0	40000	40000	40000
	013	Services, security and guarding contracts	72343	100000	100000	100000	100000	100000
	028	Professional services expenditures	0	0	0	11000	11000	11000
	058	Judicial compensations	0	231000	155000	130000	181000	81000
		Total	490009	796000	682000	1031000	1106000	1006000
28		Other Expenditures						
2821		Other Current Expenditures						
	302	Contributions	6983	9000	9000	11000	11000	11000
	303	Scientific scholarships and training courses	1560	6000	6000	6000	6000	6000
	305	Non-Employees' Bonuses	2200	3000	3000	99000	99000	99000
	000	Non-employees' bonuses	2200	3000	3000	31000	31000	31000
	012	Bonuses of engineers and geologists	0	0	0	68000	68000	68000
		Total	10743	18000	18000	116000	116000	116000
		Total of Activity	4775316	5329000	4656000	5811000	5937000	5889000
		Total of Program	4775316	5329000	4656000	5811000	5937000	5889000
		Total of Chapter	4775316	5329000	4656000	5811000	5937000	5889000

Overall Summary of Capital Expenditures for the Years 2019 - 2023

Chapter : 2001 Ministry of Energy and Mineral Resources

(In JDs)

Group	Item	Description	Actual 2019	Estimated 2020	Re-estimated 2020	Estimated 2021	Indicative 2022	Indicative 2023
		Expenditures						
22		Use of Goods and Services						
2211		Use of Goods and Services						
	510	Buildings and facilities repair and maintenance	42686	0	0	0	0	0
	512	Operating and Sustaining Expenditures	1084984	1065000	900000	0	0	0
		Total	1127670	1065000	900000	0	0	0
25		Subsidies						
2511		Subsidies to Public Corporations						
	520	Subsidies to non-financial public corporations/capital	42568	50000	50000	0	0	0
		Total	42568	50000	50000	0	0	0
28		Other Expenditures						
2822		Other Capital Expenditures						
	504	Studies, Research and Consultations	6010562	8205000	7975000	1150000	400000	400000
		Total	6010562	8205000	7975000	1150000	400000	400000
		Fixed Assets						
31		Non-financial Assets						
3111		Buildings and Constructions						
	508	Works and Constructions	13355136	5940000	5470000	1800000	2015000	515000
		Total	13355136	5940000	5470000	1800000	2015000	515000
3112		Devices, Machinery and Equipment						
	505	Equipment, Machines and Devices	7041051	11210000	9255000	8955000	10490000	10490000
		Total	7041051	11210000	9255000	8955000	10490000	10490000
3122		Inventories						
	503	Materials and supplies	36657	80000	50000	80000	95000	95000
		Total	36657	80000	50000	80000	95000	95000
3141		Lands						
	507	Lands	3522375	350000	350000	3150000	9300000	9300000
		Total	3522375	350000	350000	3150000	9300000	9300000
		Total of Chapter	31136019	26900000	24050000	15135000	22300000	20800000

Capital Expenditures According to Program and Projects for the Years 2019 - 2023

Chapter : 2001 Ministry of Energy and Mineral Resources

(In JDs)

Program 3501 Administration and Support Services								
Project		001 Institutional Capacities Enhancement Project						
Fund Source		102001 Capital (Treasury)						
Group	Item	Description	Actual 2019	Estimated 2020	Re-estimated 2020	Estimated 2021	Indicative 2022	Indicative 2023
22		Use of Goods and Services						
2211		Use of Goods and Services						
	510	Buildings and facilities repair and maintenance						
	008	Buildings and facilities maintenance	42686	0	0	0	0	0
		Total of Item	42686	0	0	0	0	0
	512	Operating and Sustaining Expenditures						
	008	Qualification and training expenses	67702	80000	40000	0	0	0
	009	Fees	0	60000	60000	0	0	0
	012	Subscriptions, insurances	18214	20000	20000	0	0	0
	015	Operating systems and software	15000	30000	30000	0	0	0
	017	Promotion, advertising and awareness	17191	35000	20000	0	0	0
	021	Printing house	100000	105000	95000	0	0	0
	035	Technical and administrative support	758450	400000	400000	0	0	0
	108	Allowance for services of organizing oil derivatives distribution sector	74152	90000	90000	0	0	0
	132	Services charges on examinations of chemical, physical, environmental and digital maps	22850	145000	145000	0	0	0
		Total of Item	1073559	965000	900000	0	0	0
31		Non-financial Assets						
3111		Buildings and Constructions						
	508	Works and Constructions						
	013	Construction of buildings	5466	20000	0	0	0	0
		Total of Item	5466	20000	0	0	0	0
3112		Devices, Machinery and Equipment						
	505	Equipment, Machines and Devices						
	001	Computers and accessories	24638	35000	25000	30000	30000	30000
	003	Office supplies and equipment	1046	15000	10000	10000	15000	15000
	006	Public safety devices and equipment	3111	20000	10000	5000	10000	10000
	009	Laboratories and Measurement Devices	182000	100000	100000	125000	50000	50000
	045	Geological devices	3868	15000	15000	0	50000	50000
	069	Modernizing and developing devices and equipment	0	0	0	100000	100000	100000
		Total of Item	214663	185000	160000	270000	255000	255000
3122		Inventories						
	503	Materials and supplies						
	006	Laboratories supplies and materials	19203	50000	20000	50000	50000	50000
	019	Spare parts supplies	17454	30000	30000	30000	45000	45000
		Total of Item	36657	80000	50000	80000	95000	95000
		Total of Project / Treasury	1373031	1250000	1110000	350000	350000	350000
		Total of Program	1373031	1250000	1110000	350000	350000	350000

Capital Expenditures According to Program and Projects for the Years 2019 - 2023

Chapter : 2001 Ministry of Energy and Mineral Resources

(In JDs)

Program 3505 Energy Sector Development								
Project		002 Encouraging the establishment Natural Gas Distribution Network in many cities in the Kingdom/ Expropriation						
Fund Source		102001 Capital (Treasury)						
Group	item	Description	Actual 2019	Estimated 2020	Re-estimated 2020	Estimated 2021	Indicative 2022	Indicative 2023
28		Other Expenditures						
2822		Other Capital Expenditures						
	504	Studies, Research and Consultations						
	014	Studies, research and design	0	100000	0	50000	0	0
		Total of Item	0	100000	0	50000	0	0
31		Non-financial Assets						
3141		Lands						
	507	Lands						
	001	Lands expropriation and purchase	892888	300000	300000	150000	300000	300000
		Total of Item	892888	300000	300000	150000	300000	300000
		Total of Project / Treasury	892888	400000	300000	200000	300000	300000
Project		008 Establishing Energy Efficiency Fund						
Fund Source		102001 Capital (Treasury)						
Group	item	Description	Actual 2019	Estimated 2020	Re-estimated 2020	Estimated 2021	Indicative 2022	Indicative 2023
25		Subsidies						
2511		Subsidies to Public Corporations						
	520	Subsidies to non-financial public corporations/capital						
	015	Energy Efficiency Fund	42568	50000	50000	0	0	0
		Total of Item	42568	50000	50000	0	0	0
		Total of Project / Treasury	42568	50000	50000	0	0	0
Project		014 Exploitation of wind energy to generate electricity (Fajij)						
Fund Source		102001 Capital (Treasury)						
Group	item	Description	Actual 2019	Estimated 2020	Re-estimated 2020	Estimated 2021	Indicative 2022	Indicative 2023
31		Non-financial Assets						
3141		Lands						
	507	Lands						
	001	Lands expropriation and purchase	45952	50000	50000	0	0	0
		Total of Item	45952	50000	50000	0	0	0
		Total of Project / Treasury	45952	50000	50000	0	0	0
Project		023 Establishing of a Customer Service Office						
Fund Source		102001 Capital (Treasury)						
Group	item	Description	Actual 2019	Estimated 2020	Re-estimated 2020	Estimated 2021	Indicative 2022	Indicative 2023
31		Non-financial Assets						
3112		Devices, Machinery and Equipment						
	505	Equipment, Machines and Devices						
	069	Modernizing and developing devices and equipment	46400	50000	20000	0	0	0
		Total of Item	46400	50000	20000	0	0	0
		Total of Project / Treasury	46400	50000	20000	0	0	0

Capital Expenditures According to Program and Projects for the Years 2019 - 2023

Chapter : 2001 Ministry of Energy and Mineral Resources

(In JDs)

Program 3505 Energy Sector Development								
Project		027 Jordanian nuclear power plant						
Fund Source		102001 Capital (Treasury)						
Group	item	Description	Actual 2019	Estimated 2020	Re-estimated 2020	Estimated 2021	Indicative 2022	Indicative 2023
28		Other Expenditures						
2822		Other Capital Expenditures						
	504	Studies, Research and Consultations						
	027	Purchasing consultation services	800000	0	0	0	0	0
	035	Site studies	1200000	0	0	0	0	0
		Total of Item	2000000	0	0	0	0	0
		Total of Project / Treasury	2000000	0	0	0	0	0
Project		029 Facilities to store oil derivatives						
Fund Source		102001 Capital (Treasury)						
Group	item	Description	Actual 2019	Estimated 2020	Re-estimated 2020	Estimated 2021	Indicative 2022	Indicative 2023
28		Other Expenditures						
2822		Other Capital Expenditures						
	504	Studies, Research and Consultations						
	014	Studies, research and design	1040000	450000	450000	0	0	0
		Total of Item	1040000	450000	450000	0	0	0
31		Non-financial Assets						
3111		Buildings and Constructions						
	508	Works and Constructions						
	040	Constructions	11400000	2250000	2250000	0	0	0
		Total of Item	11400000	2250000	2250000	0	0	0
3112		Devices, Machinery and Equipment						
	505	Equipment, Machines and Devices						
	055	Technical devices	2000000	3000000	3000000	0	0	0
		Total of Item	2000000	3000000	3000000	0	0	0
		Total of Project / Treasury	14440000	5700000	5700000	0	0	0
Project		031 Jordanian- Iraqi Oil Pipeline						
Fund Source		102001 Capital (Treasury)						
Group	item	Description	Actual 2019	Estimated 2020	Re-estimated 2020	Estimated 2021	Indicative 2022	Indicative 2023
28		Other Expenditures						
2822		Other Capital Expenditures						
	504	Studies, Research and Consultations						
	014	Studies, research and design	0	30000	0	50000	100000	100000
		Total of Item	0	30000	0	50000	100000	100000
		Total of Project / Treasury	0	30000	0	50000	100000	100000
Project		033 Evaluation of unsolicited proposals for renewable energy projects						
Fund Source		102001 Capital (Treasury)						
Group	item	Description	Actual 2019	Estimated 2020	Re-estimated 2020	Estimated 2021	Indicative 2022	Indicative 2023
28		Other Expenditures						
2822		Other Capital Expenditures						
	504	Studies, Research and Consultations						
	014	Studies, research and design	752130	10000	10000	0	0	0
		Total of Item	752130	10000	10000	0	0	0
		Total of Project / Treasury	752130	10000	10000	0	0	0

Capital Expenditures According to Program and Projects for the Years 2019 - 2023

Chapter : 2001 Ministry of Energy and Mineral Resources

(In JDs)

Program 3505 Energy Sector Development								
Project 035 Renewable energy projects for electricity generation- wind energy/ Ma'an								
Fund Source 102001 Capital (Treasury)								
Group	item	Description	Actual 2019	Estimated 2020	Re-estimated 2020	Estimated 2021	Indicative 2022	Indicative 2023
28		Other Expenditures						
2822		Other Capital Expenditures						
	504	Studies, Research and Consultations						
	014	Studies, research and design	0	235000	235000	0	0	0
		Total of Item	0	235000	235000	0	0	0
		Total of Project / Treasury	0	235000	235000	0	0	0
Project 036 Renewable energy projects for electricity generation - solar energy/ Aqaba								
Fund Source 102001 Capital (Treasury)								
Group	item	Description	Actual 2019	Estimated 2020	Re-estimated 2020	Estimated 2021	Indicative 2022	Indicative 2023
28		Other Expenditures						
2822		Other Capital Expenditures						
	504	Studies, Research and Consultations						
	014	Studies, research and design	1650113	6600000	6600000	500000	0	0
		Total of Item	1650113	6600000	6600000	500000	0	0
31		Non-financial Assets						
3112		Devices, Machinery and Equipment						
	505	Equipment, Machines and Devices						
	062	Solar cells systems and equipment	1000000	0	0	0	0	0
		Total of Item	1000000	0	0	0	0	0
		Total of Project / Treasury	2650113	6600000	6600000	500000	0	0
Project 037 Implementation of energy audit studies for institutions								
Fund Source 102001 Capital (Treasury)								
Group	item	Description	Actual 2019	Estimated 2020	Re-estimated 2020	Estimated 2021	Indicative 2022	Indicative 2023
28		Other Expenditures						
2822		Other Capital Expenditures						
	504	Studies, Research and Consultations						
	014	Studies, research and design	13865	50000	50000	50000	50000	50000
		Total of Item	13865	50000	50000	50000	50000	50000
31		Non-financial Assets						
3112		Devices, Machinery and Equipment						
	505	Equipment, Machines and Devices						
	055	Technical devices	0	50000	0	0	0	0
		Total of Item	0	50000	0	0	0	0
		Total of Project / Treasury	13865	100000	50000	50000	50000	50000

Capital Expenditures According to Program and Projects for the Years 2019 - 2023

Chapter : 2001 Ministry of Energy and Mineral Resources

(In JDs)

Program 3505 Energy Sector Development								
Project		039 Expansion of the electricity generation project using solar panels in Azraq / European grant						
Fund Source		102001 Capital (Treasury)						
Group	item	Description	Actual 2019	Estimated 2020	Re-estimated 2020	Estimated 2021	Indicative 2022	Indicative 2023
28		Other Expenditures						
2822		Other Capital Expenditures						
	504	Studies, Research and Consultations						
	014	Studies, research and design	500000	100000	100000	0	0	0
		Total of Item	500000	100000	100000	0	0	0
31		Non-financial Assets						
3111		Buildings and Constructions						
	508	Works and Constructions						
	040	Constructions	1934218	200000	200000	0	0	0
		Total of Item	1934218	200000	200000	0	0	0
3112		Devices, Machinery and Equipment						
	505	Equipment, Machines and Devices						
	055	Technical devices	1000000	200000	200000	0	0	0
		Total of Item	1000000	200000	200000	0	0	0
		Total of Project / Treasury	3434218	500000	500000	0	0	0
Project		046 Modernizing Jordan Seismological Observatory						
Fund Source		102001 Capital (Treasury)						
Group	item	Description	Actual 2019	Estimated 2020	Re-estimated 2020	Estimated 2021	Indicative 2022	Indicative 2023
22		Use of Goods and Services						
2211		Use of Goods and Services						
	512	Operating and Sustaining Expenditures						
	012	Subscriptions, insurances	11425	0	0	0	0	0
		Total of Item	11425	0	0	0	0	0
31		Non-financial Assets						
3111		Buildings and Constructions						
	508	Works and Constructions						
	040	Constructions	0	0	0	15000	15000	15000
		Total of Item	0	0	0	15000	15000	15000
3112		Devices, Machinery and Equipment						
	505	Equipment, Machines and Devices						
	044	Earthquakes seismograph devices	24726	50000	50000	35000	35000	35000
		Total of Item	24726	50000	50000	35000	35000	35000
		Total of Project / Treasury	36151	50000	50000	50000	50000	50000
Project		047 Oil Shale Exploration						
Fund Source		102001 Capital (Treasury)						
Group	item	Description	Actual 2019	Estimated 2020	Re-estimated 2020	Estimated 2021	Indicative 2022	Indicative 2023
28		Other Expenditures						
2822		Other Capital Expenditures						
	504	Studies, Research and Consultations						
	014	Studies, research and design	9348	0	0	0	0	0
		Total of Item	9348	0	0	0	0	0
		Total of Project / Treasury	9348	0	0	0	0	0

Capital Expenditures According to Program and Projects for the Years 2019 - 2023

Chapter : 2001 Ministry of Energy and Mineral Resources

(In JDs)

Program 3505 Energy Sector Development								
Project 048 Mineral resources exploration								
Fund Source 102001 Capital (Treasury)								
Group	item	Description	Actual 2019	Estimated 2020	Re-estimated 2020	Estimated 2021	Indicative 2022	Indicative 2023
28		Other Expenditures						
2822		Other Capital Expenditures						
	504	Studies, Research and Consultations						
	014	Studies, research and design	0	400000	400000	300000	100000	100000
		Total of Item	0	400000	400000	300000	100000	100000
31		Non-financial Assets						
3111		Buildings and Constructions						
	508	Works and Constructions						
	016	Construction of excavations and wells	0	50000	0	0	0	0
		Total of Item	0	50000	0	0	0	0
		Total of Project / Treasury	0	450000	400000	300000	100000	100000
Project 049 Petroleum Exploration through marketing explorative areas								
Fund Source 102001 Capital (Treasury)								
Group	item	Description	Actual 2019	Estimated 2020	Re-estimated 2020	Estimated 2021	Indicative 2022	Indicative 2023
22		Use of Goods and Services						
2211		Use of Goods and Services						
	512	Operating and Sustaining Expenditures						
	012	Subscriptions, insurances	0	100000	0	0	0	0
		Total of Item	0	100000	0	0	0	0
31		Non-financial Assets						
3111		Buildings and Constructions						
	508	Works and Constructions						
	040	Constructions	0	2400000	2000000	1135000	1500000	0
		Total of Item	0	2400000	2000000	1135000	1500000	0
		Total of Project / Treasury	0	2500000	2000000	1135000	1500000	0
Project 050 Solar panels for houses								
Fund Source 102001 Capital (Treasury)								
Group	item	Description	Actual 2019	Estimated 2020	Re-estimated 2020	Estimated 2021	Indicative 2022	Indicative 2023
31		Non-financial Assets						
3112		Devices, Machinery and Equipment						
	505	Equipment, Machines and Devices						
	069	Modernizing and developing devices and equipment	0	150000	100000	100000	350000	450000
		Total of Item	0	150000	100000	100000	350000	450000
		Total of Project / Treasury	0	150000	100000	100000	350000	450000
Project 051 Solar heaters for houses								
Fund Source 102001 Capital (Treasury)								
Group	item	Description	Actual 2019	Estimated 2020	Re-estimated 2020	Estimated 2021	Indicative 2022	Indicative 2023
31		Non-financial Assets						
3112		Devices, Machinery and Equipment						
	505	Equipment, Machines and Devices						
	069	Modernizing and developing devices and equipment	1200000	500000	200000	200000	300000	500000
		Total of Item	1200000	500000	200000	200000	300000	500000
		Total of Project / Treasury	1200000	500000	200000	200000	300000	500000

Capital Expenditures According to Program and Projects for the Years 2019 - 2023

Chapter : 2001 Ministry of Energy and Mineral Resources

(In JDs)

Program 3505 Energy Sector Development								
Project 052 Seismic and geological surveys								
Fund Source 102001 Capital (Treasury)								
Group	item	Description	Actual 2019	Estimated 2020	Re-estimated 2020	Estimated 2021	Indicative 2022	Indicative 2023
28		Other Expenditures						
2822		Other Capital Expenditures						
	504	Studies, Research and Consultations						
	014	Studies, research and design	45106	50000	50000	100000	100000	100000
		Total of Item	45106	50000	50000	100000	100000	100000
31		Non-financial Assets						
3112		Devices, Machinery and Equipment						
	505	Equipment, Machines and Devices						
	069	Modernizing and developing devices and equipment	0	0	0	200000	300000	0
		Total of Item	0	0	0	200000	300000	0
		Total of Project / Treasury	45106	50000	50000	300000	400000	100000
Project 054 Implementation of the National Energy Efficiency Plan								
Fund Source 102001 Capital (Treasury)								
Group	item	Description	Actual 2019	Estimated 2020	Re-estimated 2020	Estimated 2021	Indicative 2022	Indicative 2023
28		Other Expenditures						
2822		Other Capital Expenditures						
	504	Studies, Research and Consultations						
	014	Studies, research and design	0	50000	0	50000	50000	50000
		Total of Item	0	50000	0	50000	50000	50000
		Total of Project / Treasury	0	50000	0	50000	50000	50000
Project 055 Executing the natural gas line / Sheikh Hussein Crossing								
Fund Source 102001 Capital (Treasury)								
Group	item	Description	Actual 2019	Estimated 2020	Re-estimated 2020	Estimated 2021	Indicative 2022	Indicative 2023
31		Non-financial Assets						
3141		Lands						
	507	Lands						
	001	Lands expropriation and purchase	2583535	0	0	3000000	9000000	9000000
		Total of Item	2583535	0	0	3000000	9000000	9000000
		Total of Project / Treasury	2583535	0	0	3000000	9000000	9000000
Project 057 Constructing a solar power plant for generating electricity for the 6-MW synchrotron-light								
Fund Source 102001 Capital (Treasury)								
Group	item	Description	Actual 2019	Estimated 2020	Re-estimated 2020	Estimated 2021	Indicative 2022	Indicative 2023
31		Non-financial Assets						
3112		Devices, Machinery and Equipment						
	505	Equipment, Machines and Devices						
	062	Solar cells systems and equipment	1310000	0	0	0	0	0
		Total of Item	1310000	0	0	0	0	0
		Total of Project / Treasury	1310000	0	0	0	0	0

Capital Expenditures According to Program and Projects for the Years 2019 - 2023

Chapter : 2001 Ministry of Energy and Mineral Resources

(In JDs)

Program 3505 Energy Sector Development								
Project 059 Solar panels for mosques								
Fund Source 102001 Capital (Treasury)								
Group	item	Description	Actual 2019	Estimated 2020	Re-estimated 2020	Estimated 2021	Indicative 2022	Indicative 2023
31		Non-financial Assets						
3112		Devices, Machinery and Equipment						
	505	Equipment, Machines and Devices						
	069	Modernizing and developing devices and equipment	245262	250000	250000	150000	250000	250000
		Total of Item	245262	250000	250000	150000	250000	250000
		Total of Project / Treasury	245262	250000	250000	150000	250000	250000
Project 060 Geo-chemical and Geo-physical studies								
Fund Source 102001 Capital (Treasury)								
Group	item	Description	Actual 2019	Estimated 2020	Re-estimated 2020	Estimated 2021	Indicative 2022	Indicative 2023
28		Other Expenditures						
2822		Other Capital Expenditures						
	504	Studies, Research and Consultations						
	014	Studies, research and design	0	50000	0	0	0	0
		Total of Item	0	50000	0	0	0	0
		Total of Project / Treasury	0	50000	0	0	0	0
Project 061 Expansion of electricity generation project using solar panels in Azraq / (1 MW / European grant)								
Fund Source 102001 Capital (Treasury)								
Group	item	Description	Actual 2019	Estimated 2020	Re-estimated 2020	Estimated 2021	Indicative 2022	Indicative 2023
28		Other Expenditures						
2822		Other Capital Expenditures						
	504	Studies, Research and Consultations						
	014	Studies, research and design	0	80000	80000	50000	0	0
		Total of Item	0	80000	80000	50000	0	0
31		Non-financial Assets						
3111		Buildings and Constructions						
	508	Works and Constructions						
	040	Constructions	15452	420000	420000	500000	0	0
		Total of Item	15452	420000	420000	500000	0	0
3112		Devices, Machinery and Equipment						
	505	Equipment, Machines and Devices						
	055	Technical devices	0	250000	250000	0	0	0
		Total of Item	0	250000	250000	0	0	0
		Total of Project / Treasury	15452	750000	750000	550000	0	0
Project 064 Installation of electricity by conventional electricity / Fils Al-Reef								
Fund Source 102001 Capital (Treasury)								
Group	item	Description	Actual 2019	Estimated 2020	Re-estimated 2020	Estimated 2021	Indicative 2022	Indicative 2023
31		Non-financial Assets						
3111		Buildings and Constructions						
	508	Works and Constructions						
	040	Constructions	0	600000	600000	150000	500000	500000
		Total of Item	0	600000	600000	150000	500000	500000
		Total of Project / Treasury	0	600000	600000	150000	500000	500000

Capital Expenditures According to Program and Projects for the Years 2019 - 2023

Chapter : 2001 Ministry of Energy and Mineral Resources

(In JDs)

Program 3505 Energy Sector Development								
Project		065 Installation projects of grid connected and not connected solar panels systems / Fils Al-Reef						
Fund Source		102001 Capital (Treasury)						
Group	item	Description	Actual 2019	Estimated 2020	Re-estimated 2020	Estimated 2021	Indicative 2022	Indicative 2023
31		Non-financial Assets						
3112		Devices, Machinery and Equipment						
	505	Equipment, Machines and Devices						
	062	Solar cells systems and equipment	0	5500000	4000000	3000000	4000000	4000000
		Total of Item	0	5500000	4000000	3000000	4000000	4000000
		Total of Project / Treasury	0	5500000	4000000	3000000	4000000	4000000
Project		066 Replacement of streetlights units in all the municipalities and camps of the Kingdom / Fils Al-Reef						
Fund Source		102001 Capital (Treasury)						
Group	item	Description	Actual 2019	Estimated 2020	Re-estimated 2020	Estimated 2021	Indicative 2022	Indicative 2023
31		Non-financial Assets						
3112		Devices, Machinery and Equipment						
	505	Equipment, Machines and Devices						
	055	Technical devices	0	1025000	1025000	5000000	5000000	5000000
		Total of Item	0	1025000	1025000	5000000	5000000	5000000
		Total of Project / Treasury	0	1025000	1025000	5000000	5000000	5000000
Total of Program			29762988	25650000	22940000	14785000	21950000	20450000
Total of Chapter			31136019	26900000	24050000	15135000	22300000	20800000