

## Chapter : 1801 Ministry of Tourism and Antiquities

- Creation:** The Ministry of Tourism and Antiquities was established under Law No. (20) for the year 1988.
- Vision :** A pilot ministry in leading, supporting and developing sustained tourism to enhance its role in the national economy and Jordanian community
- Mission:** Leading the tourism development in partnership with the private sector and local community to maximize the economic and social return coming from tourism through deploying the Kingdom's rich and varied archaeological, natural and cultural heritage in a sustainable manner that reflects the identity of Jordan and enrich the visitor's experience and the life of the Jordanian people
- Legal Framework :** Tourism Law No. (20) for the year 1988, and amendments thereto

### Tasks of the Ministry / Department:

- Preserve the touristic sites, develop and invest them directly and indirectly including their organization and management and supervise the implementation basic infrastructure and constructions
- License and classify the touristic professions as per the provisions of this law and regulations issued thereof, and supervise them in order to regulate and develop them to promote the level of services provided for tourists
- Facilitate the transactions related to tourists in cooperation with competent authorities and tourism organizations inside and outside the Kingdom and provide care and comfort for them
- Set, implement and supervise comprehensive and integrated programs for tourism promotion, market and promote tourism to the kingdom in cooperation with concerned authorities.
- Hold touristic agreements with the regional and international touristic organizations and institutions with approval of the Cabinet
- Regulate, encourage and foster investment in the tourism sector as per the general policy of the Council
- Encourage and organize domestic tourism and tourism investment and also organize touristic programs for sightseeing the kingdom.
- Provide human forces and necessary technical capacities for the touristic professions to promote the level of performance and adequacy in these professions in cooperation with competent local and international organizations and institutions
- Prepare the studies and research related to touristic professions development
- Issuance of permits for tourism services that are provided in tourist establishments and sites, regulating and supervising them and organizing all related matters according to a bylaw issued for this purpose

### Ministry/Department Contribution to the Achievement of the National Objectives:

- Maximize the touristic income and the contribution of tourism sector to Gross Domestic Product (GDP) and contribute to developing rural areas and fighting poverty through merging the local communities in the economic activity and service provision
- Develop the touristic product through developing different touristic patterns and create streams and develop touristic sites administration
- Preserve a clear and stable legislative framework stimulating investment in the tourism sector and attracts tourism

### Major Issues and Challenges which face the Ministry / Department:

- There is still a need for more qualified and trained staff to work in the Ministry and at touristic sites.
- The need to provide means for linking the tourism product development processes with promotional plans to establish exchange relationship between promotion and development processes and provide channels for feedback to contribute to facilitating decision taking in sites development processes and develop the Jordanian tourism product.
- The linkage between the tourism sector's performance in general including the size of visitors' flow to the Kingdom with the political situations in the region.
- Linking the operation process of many sites with municipalities sector which needs technical and financial support
- The linkage between tourism product development with many institutions including the private sector which leads to difficulty in directing policies and decisions to the benefit of tourism sector.
- Difficulty in providing sufficient financing to enhance the efforts of promoting Jordan internationally

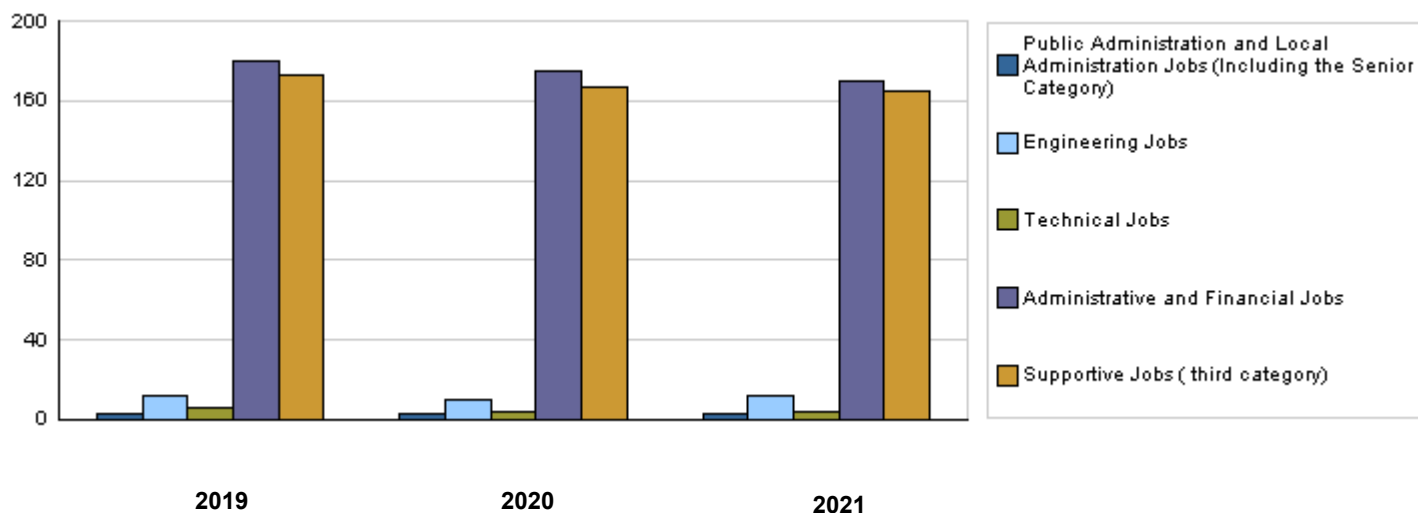
**CHAPTER : 1801 Ministry of Tourism and Antiquities**

**Strategic Objectives and Performance Indicators of the Ministry / Department**

Strategic Objective	Performance Indicator	Base year	Value	Actual Value	Target Value	Preliminary Self Evaluation	Target Value		
				2019	2020	2020	2021	2022	2023
<b>1 - To improve the investment environment in the tourism sector</b>	1 Number of graduates of tourism education	2018	4087	-	4263	4150	4476	4699	5000
	2 Number of workers in the tourism sector	2018	51365	51729	51880	51500	52052	52226	53000
	3 Percentage of females / males working in the tourism sector	2018	9%	-	10%	11%	11%	12%	13%
	4 Assessment of Jordan's infrastructure quality in tourism sector	2017	71%	-	-	-	80%	-	-
	5 Volume of banking facilities given to the tourism sector (thousand dinars)	2018	619.7	-	620	675	690	750	850
<b>2 - To increase competitiveness of Jordans's tourism product internationally</b>	1 Jordan's score in the Travel and Tourism Competitiveness Index (Source: World Economic Forum)	2017	55%	-	-	-	68%	-	-
	2 Number of overnight tourists coming to the Kingdom (million)	2018	4.150	4.350	4.560	1.6	3.3	4.3	4.5
	3 Percentage of tourism income contribution to GDP	2018	12.5%	-	14.7	6.5%	13%	14%	18%
	4 Tourism income (Million)	2018	3726.6	4180	4700	1700	4700	6000	6500
<b>3 - To improve the quality of the services provided by the ministry to the tourism sector</b>	1 Percentage of tourist establishments' compliance with regulatory instructions (number of establishments violating at least once) / number of operating establishments	2018	99.7%	-	99.7%	99.7%	99.7%	99.7%	99.7%
	2 Jordan's assessment globally in the availability of statistical data for the tourism sector	2017	78.5%	-	-	-	90.4%	-	-

**Number of Staff of the Ministry / Department**

Group	Job	2019			2020			Preliminary 2021		
		Male	Female	Total	Male	Female	Total	Male	Female	Total
Public Administration and Local Administration Jobs (Including the Senior Category)	Supervisory and Leadership Jobs	3	0	3	3	0	3	3	0	3
Engineering Jobs	Engineering jobs	11	1	12	5	5	10	6	6	12
Technical Jobs	Technical jobs	5	1	6	4	0	4	4	0	4
Administrative and Financial Jobs	Administrative and financial jobs	127	53	180	85	90	175	81	89	170
Supportive Jobs ( third category)	Support jobs (Office Boy, Driver...)	140	33	173	139	28	167	138	27	165
<b>Total</b>		<b>286</b>	<b>88</b>	<b>374</b>	<b>236</b>	<b>123</b>	<b>359</b>	<b>232</b>	<b>122</b>	<b>354</b>
<b>Total Cost of Salaries</b>		1614746	496845	2111591	1424546	742454	2167000	1757695	924305	2682000



Key Information of the Ministry / Department						
No.	Description	2017	2018	2019	2020	2021
1	Tourism income (million JDs)	3293.6	3726.6	4180	1700	4700
2	Number of overnight tourists (million tourists)	3.85	4.15	4.35	1.8	3.5
3	Number of tourists in the tourist groups (thousand tourists)	467	604	780	235	500
4	Average tourist stay period (night)	4.6	4.7	4.8	1.52	3.4
5	Jordan's rank among competitive indicators of global tourism sector (130 countries)	75	70	65	60	60
6	Number of qualified sites in terms of antiquities and tourism	64	73	77	77	78
7	Number of qualified tourism streams	15	15	16	17	18
8	Number of employees working in the tourism sector	51270	51365	51729	51500	52052

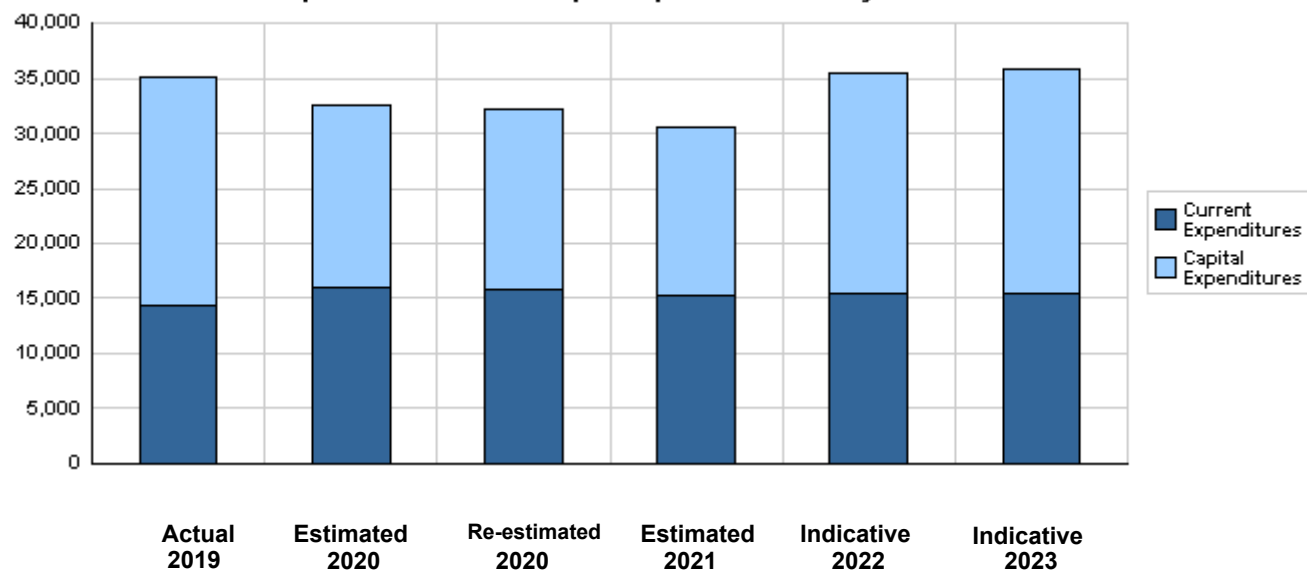
**Overall Summary of Expenditures for Chapter 1801- Ministry of Tourism and Antiquities  
for the Years 2019 - 2023**

( In JDs )

Description		Actual 2019	Estimated 2020	Re-estimated 2020	Estimated 2021	Indicative 2022 2023	
<b>Group</b>	<b>Current Expenditures</b>						
2111	Salaries, Wages and Allowances	1,894,940	2,064,000	1,929,000	2,414,000	2,442,000	2,472,000
2121	Social Security Contributions	216,651	250,000	238,000	268,000	273,000	277,000
2211	Use of Goods and Services	419,157	442,000	442,000	652,000	705,000	696,000
2511	Subsidies to Public Corporations	11,895,980	13,300,000	13,260,000	12,000,000	12,000,000	12,000,000
2821	Other Current Expenditures	19,956	20,000	20,000	20,000	20,000	20,000
<b>Total current expenditures</b>		<b>14,446,684</b>	<b>16,076,000</b>	<b>15,889,000</b>	<b>15,354,000</b>	<b>15,440,000</b>	<b>15,465,000</b>
<b>Capital Expenditures</b>							
2211	Use of Goods and Services	2,488,834	4,681,000	4,676,000	3,842,000	5,143,000	5,245,000
2511	Subsidies to Public Corporations	14,000,000	8,500,000	8,500,000	9,200,000	12,000,000	12,000,000
2822	Other Capital Expenditures	228,377	240,000	240,000	50,000	100,000	100,000
3111	Buildings and Constructions	2,973,723	2,108,920	1,984,000	1,332,000	1,668,000	1,789,000
3112	Devices, Machinery and Equipment	528,096	415,000	375,000	517,000	675,000	675,000
3141	Lands	500,000	500,000	500,000	250,000	500,000	500,000
<b>Total capital expenditures</b>		<b>20,719,030</b>	<b>16,444,920</b>	<b>16,275,000</b>	<b>15,191,000</b>	<b>20,086,000</b>	<b>20,309,000</b>
<b>Treasury</b>		<b>20,719,030</b>	<b>16,444,920</b>	<b>16,275,000</b>	<b>15,191,000</b>	<b>20,086,000</b>	<b>20,309,000</b>
<b>Total current and capital expenditures</b>		<b>35,165,714</b>	<b>32,520,920</b>	<b>32,164,000</b>	<b>30,545,000</b>	<b>35,526,000</b>	<b>35,774,000</b>

( Thousands of JDs )

**Graph of the current and capital expenditures for the years 2019 - 2023**

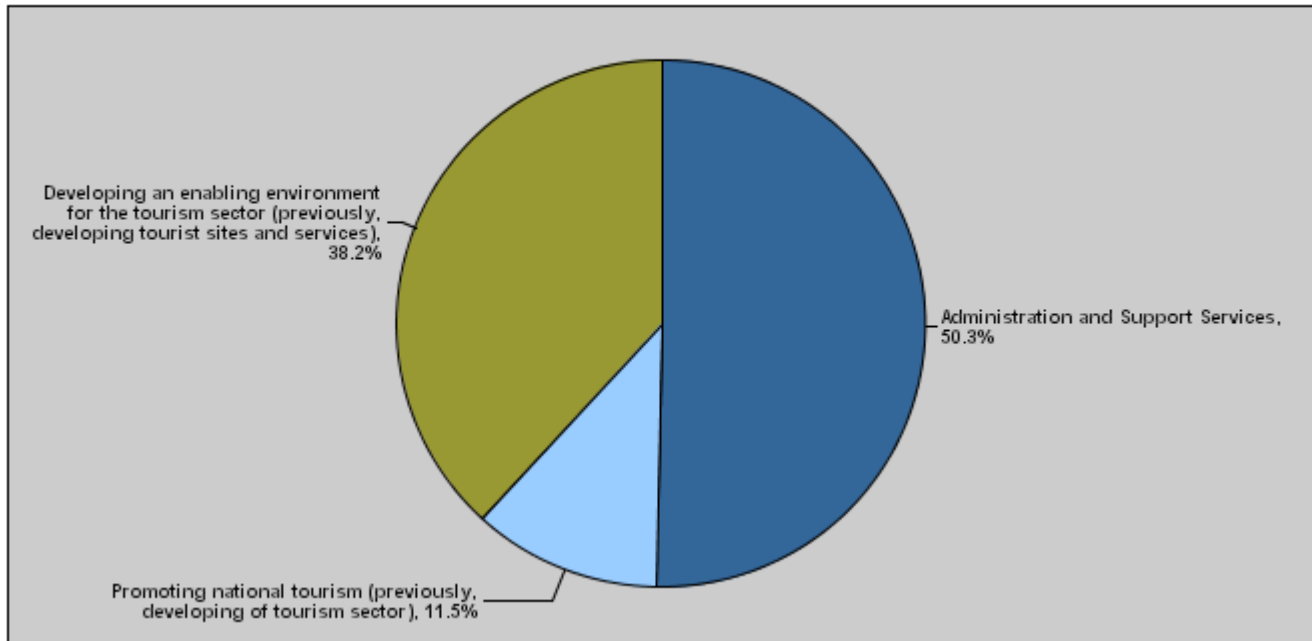


**Budget of Chapter 1801 - Ministry of Tourism and Antiquities  
For the Year 2021 Distributed According to Program**

( In JDs )

Prog.	Description	Current Expenditures	Capital Expenditures	Total Expenditures
3201	Administration and Support Services	15,354,000	0	15,354,000
3205	Promoting national tourism (previously, developing of tourism sector)	0	3,517,000	3,517,000
3210	Developing an enabling environment for the tourism sector (previously, developing tourist sites and services)	0	11,674,000	11,674,000
<b>Total</b>		<b>15,354,000</b>	<b>15,191,000</b>	<b>30,545,000</b>

**Total Expenditures for the Year 2021 Distributed According to Programs**



**Estimated Allocations for Females distributed according to Programs for the Years 2019 - 2023**

Program	2019	2020	2021	2022	2023	
3201	Administration and Support Services	4695000	5164000	4990000	5018000	5026000
3205	Promoting national tourism (previously, developing of tourism sector)	1131000	2021000	1653000	1774000	1774000
3210	Developing an enabling environment for the tourism sector (previously, developing tourist sites and services)	8607000	5628000	5487000	7666000	7771000
<b>Total</b>		<b>14433000</b>	<b>12813000</b>	<b>12130000</b>	<b>14458000</b>	<b>14571000</b>

**Budget Chapter 1801 - Ministry of Tourism and Antiquities Distributed According to the Program**

<b>3201</b>	<b>Administration and Support Services Program</b>
-------------	--

**Objective of the program :**

This program aims at developing the institutional capacities in the Ministry, developing tourism sector and providing logistic and operational supplies to ensure the continuity of the Ministry's work.

**The strategic objective related to the program :**

To improve the quality of the services provided by the ministry to the tourism sector

**Directorates associated with the program :**

- Media, Communication and International Cooperation Unit
- Institutional Performance Development Unit
- Strategic Planning Directorate
- Information Technology Directorate
- Planning and Studies Directorate
- Financial Affairs Directorate
- Administrative Affairs Directorate
- HR Directorate
- Internal Control Unit

**Services provided by the program :**

- Provide human resources.
- Provide necessary studies and research

**Staff working in the program :**

The program is implemented through a functional staff in 2020 estimated with ( 126 ) staff, including ( 85 ) males and ( 41 ) females .

**Key Performance Indicators for Program**

Performance Measurement Indicator	Base Year	Value	Actual value	Target Value	Preliminary Self Evaluation	Target Value		
			2019	2020		2020	2021	2022
1 Ministry's employees satisfaction percentage	2017	34%	65%	70%	70%	75%	78%	79%
2 Percentage of females to males employees enrolled in training courses	2017	40%	45%	50%	50%	50%	50%	50%
3 Percentage of female supervisory positions at the Ministry of Tourism and Antiquities	2018	30%	35%	38%	37%	39%	40%	40%
4 Number of e-services provided to customers	2018	5	8	14	14	18	23	24

Appropriations Of Administration and Support Services Program as Per Activities and Projects.

( In JDs )

Activities and Projects	Actual	Estimated	Re-estimated	Estimated	Indicative	
	2019	2020	2020	2021	2022	2023
<b>Current Expenditures</b>	<b>14,446,684</b>	<b>16,076,000</b>	<b>15,889,000</b>	<b>15,354,000</b>	<b>15,440,000</b>	<b>15,465,000</b>
601 Administrative and Support Services	11,446,684	13,576,000	13,389,000	14,154,000	14,240,000	14,265,000
602 Tourism promotion	3,000,000	2,500,000	2,500,000	1,200,000	1,200,000	1,200,000
<b>Capital Expenditures</b>	<b>0</b>	<b>0</b>	<b>0</b>	<b>0</b>	<b>0</b>	<b>0</b>
Program / Treasury	0	0	0	0	0	0
<b>Total Program</b>	<b>14,446,684</b>	<b>16,076,000</b>	<b>15,889,000</b>	<b>15,354,000</b>	<b>15,440,000</b>	<b>15,465,000</b>

**Budget Chapter 1801 - Ministry of Tourism and Antiquities Distributed According to the Program**

<b>3205</b>	<b>Promoting national tourism (previously, developing of tourism sector) Program</b>
-------------	--

**Objective of the program :**

The program aims at create comprehensive tourism product through enriching the tourism experience of the visitor with distinguished activities and events reflecting Jordan's identity.

**The strategic objective related to the program :**

To increase competitiveness of Jordans's tourism product internationally

**Directorates associated with the program :**

- Tourist Sites Management Directorate.
- Tourism Directorates in the Governorates.
- Domestic Tourism Directorate

**Services provided by the program :**

Developing tourism services and sites, conducting research and studies to develop the institutional work, promotion and advertising and support the students involved in the toursim sector.

**Staff working in the program :**

The program is implemented through a functional staff in 2020 estimated with ( 193 ) staff, including ( 132 ) males and ( 61 ) females .

**Key Performance Indicators for Program**

Performance Measurement Indicator	Base Year	Value	Actual value	Target Value	Preliminary Self Evaluation	Target Value		
			2019	2020		2020	2021	2022
1 Number of tourists coming to the Kingdom of different nationalities (million)	2018	4.922	5.100	6.169	1.8	3.5	4.6	4.8
2 Number of overnight tourists coming to the Kingdom (million)	2018	4.150	4.350	4.560	1.6	3.3	4.3	4.5
3 Number of visitors to archeological and tourist sites (million)	2018	3.832	4.00	4.215	1.3	2.6	4.2	4.75
4 Number of beneficiaries of the domestic tourism promotion programs	2018	14027	80000	125000	200000	225000	250000	275000

Appropriations Of Promoting national tourism (previously, developing of tourism sector) Program as Per Activities and Projects. ( In JDs )

Activities and Projects	Actual	Estimated	Re-estimated	Estimated	Indicative	
	2019	2020	2020	2021	2022	2023
<b>Current Expenditures</b>	<b>0</b>	<b>0</b>	<b>0</b>	<b>0</b>	<b>0</b>	<b>0</b>
<b>Capital Expenditures</b>	<b>2,405,465</b>	<b>4,325,000</b>	<b>4,300,000</b>	<b>3,517,000</b>	<b>3,775,000</b>	<b>3,775,000</b>
001 National tourism promotion program administration project	2,335,322	4,250,000	4,250,000	3,442,000	3,700,000	3,700,000
006 Use of Solar Energy Project	70,143	75,000	50,000	75,000	75,000	75,000
<b>Program / Treasury</b>	<b>2,405,465</b>	<b>4,325,000</b>	<b>4,300,000</b>	<b>3,517,000</b>	<b>3,775,000</b>	<b>3,775,000</b>
<b>Total Program</b>	<b>2,405,465</b>	<b>4,325,000</b>	<b>4,300,000</b>	<b>3,517,000</b>	<b>3,775,000</b>	<b>3,775,000</b>

3210 Developing an enabling environment for the tourism sector (previously, developing tourist sites and services)

**Objective of the program :**

The program basically aims at creating sustainable investment-stimulating environment through the development and rehabilitation of tourism sites.

**The strategic objective related to the program :**

To improve the investment environment in the tourism sector

**Directorates associated with the program :**

- Awareness, Guidance & Joint Control Unit.
- Tourism Professions Directorate.
- Classification & Quality Directorate
- Legal affairs Unit.
- Directorate of Education & Training, Labor Market Development & Tourism Awareness

**Services provided by the program :**

Developing tourism services and sites, establishing visitors center, protecting and promoting the legacy and conduct statistical studies and surveys to serve the Jordanian tourism map.

**Staff working in the program :**

The program is implemented through a functional staff in 2020 estimated with ( 40 ) staff, including ( 19 ) males and ( 21 ) females .

**Key Performance Indicators for Program**

Performance Measurement Indicator	Base Year	Value	Actual value	Target Value	Preliminary Self Evaluation	Target Value		
			2019	2020		2020	2021	2022
1 Number of investment opportunities available to operate in tourist sites.	2017	4	109	112	109	115	118	125
2 Number of tourist sites eligible to serve elderly and disabled tourists	2018	5	6	7	7	8	9	10
3 Jordan's assessment rate in infrastructure quality in tourism sector (Source: World Economic Forum)	2017	71%	-	-	-	80%	-	-

Appropriations Of Developing an enabling environment for the tourism sector (previously, developing tourist sites and services) as Per Activities and Projects. ( In JDs )

Activities and Projects	Actual	Estimated	Re-estimated	Estimated	Indicative	
	2019	2020	2020	2021	2022	2023
<b>Current Expenditures</b>	0	0	0	0	0	0
<b>Capital Expenditures</b>	18,313,565	12,119,920	11,975,000	11,674,000	16,311,000	16,534,000
003 Project for the infrastructure rehabilitation of tourist sites	74,229	100,000	100,000	400,000	100,000	100,000
004 Development and Improvement of Services in the Tourism Sites Projects	99,924	256,250	250,000	250,000	250,000	250,000
008 Rehabilitation and Development of Visitors' Centers	75,000	1,350,000	1,350,000	100,000	100,000	100,000
009 Support the projects of Jordan Tourism Board	14,000,000	9,625,000	9,625,000	10,200,000	13,000,000	13,000,000
701 Rehabilitation and development of the tourist sites in Irbid governorate	242,696	35,000	35,000	225,000	260,000	280,000
702 Rehabilitation and development of the tourist sites in Jerash governorate	155,790	0	0	42,000	63,000	69,000
703 Rehabilitation and development of the tourist sites in Ajloun governorate	531,108	30,000	15,000	100,000	25,000	25,000
704 Rehabilitation and development of the tourist sites in Ma'daba governorate	276,491	215,670	97,000	157,000	188,000	185,000
705 Rehabilitation and development of the tourist sites in Karak governorate	765,640	100,000	100,000	100,000	850,000	900,000
706 Rehabilitation and development of the tourist sites in Ma'an governorate	955,977	0	0	15,000	575,000	575,000
707 Rehabilitation and development of the tourist sites in Tafleeh governorate	559,599	305,000	300,000	0	150,000	300,000
708 Rahma visitors center / Aqaba Governorate	269,537	70,000	70,000	0	0	0
709 Training and employment of the people of local community in tourism sector in Irbid governorate	133,873	0	0	0	500,000	500,000
710 Rehabilitation and development of the tourist sites in Balqa' governorate	97,404	25,000	25,000	85,000	250,000	250,000
711 Maintaining Al-Hamymah visitors center / Aqaba governorate	76,297	8,000	8,000	0	0	0



**Budget Chapter 1801 - Ministry of Tourism and Antiquities Distributed According to the Program**

<b>3210</b>	<b>Developing an enabling environment for the tourism sector (previously, developing tourist sites and services)</b>					
<b>Appropriations Of Developing an enabling environment for the tourism sector (previously, developing tourist sites and services) as Per Activities and Projects. ( In JDs )</b>						
<b>Activities and Projects</b>	<b>Actual 2019</b>	<b>Estimated 2020</b>	<b>Re-estimated 2020</b>	<b>Estimated 2021</b>	<b>Indicative</b>	
					<b>2022</b>	<b>2023</b>
<b>Capital Expenditures</b>	<b>18,313,565</b>	<b>12,119,920</b>	<b>11,975,000</b>	<b>11,674,000</b>	<b>16,311,000</b>	<b>16,534,000</b>
<b>Program / Treasury</b>	<b>18,313,565</b>	<b>12,119,920</b>	<b>11,975,000</b>	<b>11,674,000</b>	<b>16,311,000</b>	<b>16,534,000</b>
<b>Total Program</b>	<b>18,313,565</b>	<b>12,119,920</b>	<b>11,975,000</b>	<b>11,674,000</b>	<b>16,311,000</b>	<b>16,534,000</b>

## Capital Expenditures Distributed According to Governorates

Chapter : 1801 Ministry of Tourism and Antiquities

( In JDs )

Governorate		Estimated 2021	Indicative 2022	Indicative 2023
21	Irbid Governorate	225,000	760,000	780,000
22	Mafraq Governorate	0	0	0
23	Jerash Governorate	42,000	63,000	69,000
24	Ajloun Governorate	100,000	25,000	25,000
31	The Capital Governorate	0	0	0
32	Balqa' Governorate	85,000	250,000	250,000
33	Zarqa Governorate	0	0	0
34	Ma'daba Governorate	157,000	188,000	185,000
41	Karak Governorate	100,000	850,000	900,000
42	Ma'an Governorate	15,000	575,000	575,000
43	Tafileh Governorate	0	150,000	300,000
44	Aqaba Governorate	0	0	0
<b>Total</b>		<b>724,000</b>	<b>2,861,000</b>	<b>3,084,000</b>

Chapter : 1801 Ministry of Tourism and Antiquities

( In JDs )

Current Activities Appropriations According to Program								
Prog.	Activites		Actual	Estimated	Re-estimated	Estimated	Indicative	Indicative
			2019	2020	2020	2021	2022	2023
3201	601	Administrative and Support Services	11446684	13576000	13389000	14154000	14240000	14265000
	602	Tourism promotion	3000000	2500000	2500000	1200000	1200000	1200000
	Total of Program		14446684	16076000	15889000	15354000	15440000	15465000
Total			14446684	16076000	15889000	15354000	15440000	15465000

Capital Projects Appropriations According to Program								
Prog.	Projects		Actual	Estimated	Re-estimated	Estimated	Indicative	Indicative
			2019	2020	2020	2021	2022	2023
3205	001	National tourism promotion program administration project	2335322	4250000	4250000	3442000	3700000	3700000
	006	Use of Solar Energy Project	70143	75000	50000	75000	75000	75000
	Total of Program		2405465	4325000	4300000	3517000	3775000	3775000
3210	003	Project for the infrastructure rehabilitation of tourist sites	74229	100000	100000	400000	100000	100000
	004	Development and Improvement of Services in the Tourism Sites Projects	99924	256250	250000	250000	250000	250000
	008	Rehabilitation and Development of Visitors' Centers	75000	1350000	1350000	100000	100000	100000
	009	Support the projects of Jordan Tourism Board	14000000	9625000	9625000	10200000	13000000	13000000
	701	Rehabilitation and development of the tourist sites in Irbid governorate	242696	35000	35000	225000	260000	280000
	702	Rehabilitation and development of the tourist sites in Jerash governorate	155790	0	0	42000	63000	69000
	703	Rehabilitation and development of the tourist sites in Ajloun governorate	531108	30000	15000	100000	25000	25000
	704	Rehabilitation and development of the tourist sites in Ma'daba governorate	276491	215670	97000	157000	188000	185000
	705	Rehabilitation and development of the tourist sites in Karak governorate	765640	100000	100000	100000	850000	900000
	706	Rehabilitation and development of the tourist sites in Ma'an governorate	955977	0	0	15000	575000	575000
	707	Rehabilitation and development of the tourist sites in Tafileh governorate	559599	305000	300000	0	150000	300000
	708	Rahma visitors center / Aqaba Governorate	269537	70000	70000	0	0	0
	709	Training and employment of the people of local community in tourism sector in Irbid governorate	133873	0	0	0	500000	500000
	710	Rehabilitation and development of the tourist sites in Balqa' governorate	97404	25000	25000	85000	250000	250000
	711	Maintaining Al-Hamymah visitors center / Aqaba governorate	76297	8000	8000	0	0	0
Total of Program			18313565	12119920	11975000	11674000	16311000	16534000
Total			20719030	16444920	16275000	15191000	20086000	20309000

# Overall Summary of Current Expenditures for the Years 2019 - 2023

**Chapter: 1801** Ministry of Tourism and Antiquities

( In JDs )

Group	Item	Description	Actual 2019	Estimated 2020	Re-estimated 2020	Estimated 2021	Indicative 2022	Indicative 2023
<b>21</b>		<b>Compensations of Employees</b>						
<b>2111</b>		<b>Salaries, Wages and Allowances</b>						
	101	Classified Employees	53201	40000	38000	39000	40000	40000
	102	Unclassified Employees	556981	580000	517000	525000	530000	535000
	103	Comprehensive Contract Employees	204753	223000	203000	215000	216000	217000
	105	Personal Cost of Living Allowance	507043	556000	517000	527000	535000	540000
	106	Family Cost of Living Allowance	47321	55000	54000	56000	57000	58000
	110	Overtime Allowance	20000	20000	20000	20000	20000	20000
	111	Additional Allowance	236575	275000	275000	351000	359000	370000
	113	Transportation Allowance	61863	67000	62000	65000	66000	68000
	114	Transport Allowance	48332	57000	52000	56000	57000	58000
	115	Field Visit Allowance	0	1000	1000	0	0	0
	116	Employees' Bonuses	58794	60000	60000	425000	425000	425000
	120	Contract Employees	100077	130000	130000	135000	137000	141000
<b>Total</b>			<b>1894940</b>	<b>2064000</b>	<b>1929000</b>	<b>2414000</b>	<b>2442000</b>	<b>2472000</b>
<b>2121</b>		<b>Social Security Contributions</b>						
	301	Social Security	216651	250000	238000	268000	273000	277000
<b>Total</b>			<b>216651</b>	<b>250000</b>	<b>238000</b>	<b>268000</b>	<b>273000</b>	<b>277000</b>
<b>22</b>		<b>Use of Goods and Services</b>						
<b>2211</b>		<b>Use of Goods and Services</b>						
	201	Rents	127335	135000	135000	135000	135000	135000
	202	Telecommunications Services	22099	25000	25000	25000	23000	23000
	203	Water	18977	22000	22000	23000	22000	22000
	204	Electricity	89975	83000	83000	80000	78000	76000
	205	Fuels	69996	70000	70000	70000	70000	70000
	206	Maintenance of Machines, furniture and accessories	3999	4000	4000	4000	4000	4000
	207	Maintenance of vehicles, equipment and accessories	15966	19000	19000	20000	22000	22000
	208	Repair and maintenance of buildings and accessories	4782	5000	5000	5000	5000	5000
	209	Stationery, Publications and Office Supplies	15000	16000	16000	15000	15000	13000
	210	Substances and raw materials (medicines, clothes, food, films, etc..)	4949	6000	6000	6000	6000	6000
	211	Cleaning services and supplies including cleaning contracts	28321	37000	37000	37000	40000	40000
	212	Insurance	10000	10000	10000	10000	10000	10000
	213	Official Travel Missions	2783	5000	5000	5000	5000	5000
	214	Goods and services expenses	4975	5000	5000	217000	270000	265000
<b>Total</b>			<b>419157</b>	<b>442000</b>	<b>442000</b>	<b>652000</b>	<b>705000</b>	<b>696000</b>
<b>25</b>		<b>Subsidies</b>						
<b>2511</b>		<b>Subsidies to Public Corporations</b>						
	304	Subsidies to non-financial public corporations	11895980	13300000	13260000	12000000	12000000	12000000
<b>Total</b>			<b>11895980</b>	<b>13300000</b>	<b>13260000</b>	<b>12000000</b>	<b>12000000</b>	<b>12000000</b>
<b>28</b>		<b>Other Expenditures</b>						
<b>2821</b>		<b>Other Current Expenditures</b>						
	303	Scientific scholarships and training courses	4000	4000	4000	4000	4000	4000
	305	Non-Employees' Bonuses	15956	16000	16000	16000	16000	16000
<b>Total</b>			<b>19956</b>	<b>20000</b>	<b>20000</b>	<b>20000</b>	<b>20000</b>	<b>20000</b>
<b>Total of Chapter</b>			<b>14446684</b>	<b>16076000</b>	<b>15889000</b>	<b>15354000</b>	<b>15440000</b>	<b>15465000</b>

Program : 3201 - Administration and Support Services								
Activity : 601 - Administrative and Support Services								
Group	Item	Description	Actual 2019	Estimated 2020	Re-estimated 2020	Estimated 2021	Indicative 2022	Indicative 2023
<b>21</b>		<b>Compensations of Employees</b>						
<b>2111</b>		Salaries, Wages and Allowances						
	101	Classified Employees	53201	40000	38000	39000	40000	40000
	102	Unclassified Employees	556981	580000	517000	525000	530000	535000
	103	Comprehensive Contract Employees	204753	223000	203000	215000	216000	217000
	105	Personal Cost of Living Allowance	507043	556000	517000	527000	535000	540000
	106	Family Cost of Living Allowance	47321	55000	54000	56000	57000	58000
	110	Overtime Allowance	20000	20000	20000	20000	20000	20000
	111	Additional Allowance	236575	275000	275000	351000	359000	370000
	113	Transportation Allowance	61863	67000	62000	65000	66000	68000
	114	Transport Allowance	48332	57000	52000	56000	57000	58000
	115	Field Visit Allowance	0	1000	1000	0	0	0
	116	Employees' Bonuses	58794	60000	60000	425000	425000	425000
	120	Contract Employees	100077	130000	130000	135000	137000	141000
		<b>Total</b>	<b>1894940</b>	<b>2064000</b>	<b>1929000</b>	<b>2414000</b>	<b>2442000</b>	<b>2472000</b>
<b>2121</b>		Social Security Contributions						
	301	Social Security	216651	250000	238000	268000	273000	277000
		<b>Total</b>	<b>216651</b>	<b>250000</b>	<b>238000</b>	<b>268000</b>	<b>273000</b>	<b>277000</b>
<b>22</b>		<b>Use of Goods and Services</b>						
<b>2211</b>		Use of Goods and Services						
	201	Rents	127335	135000	135000	135000	135000	135000
	202	Telecommunications Services	22099	25000	25000	25000	23000	23000
	203	Water	18977	22000	22000	23000	22000	22000
	204	Electricity	89975	83000	83000	80000	78000	76000
	205	Fuels	69996	70000	70000	70000	70000	70000
		001 Heating	11999	12000	12000	12000	12000	12000
		002 Saloon vehicles	44997	45000	45000	45000	45000	45000
		003 Transport vehicles and heavy equipment	13000	13000	13000	13000	13000	13000
	206	Maintenance of Machines, furniture and accessories	3999	4000	4000	4000	4000	4000
	207	Maintenance of vehicles, equipment and accessories	15966	19000	19000	20000	22000	22000
	208	Repair and maintenance of buildings and accessories	4782	5000	5000	5000	5000	5000
	209	Stationery, Publications and Office Supplies	15000	16000	16000	15000	15000	13000
	210	Substances and raw materials (medicines, clothes, food, films, etc..)	4949	6000	6000	6000	6000	6000
	211	Cleaning services and supplies including cleaning contracts	28321	37000	37000	37000	40000	40000
	212	Insurance	10000	10000	10000	10000	10000	10000
	213	Official Travel Missions	2783	5000	5000	5000	5000	5000
	214	Goods and services expenses	4975	5000	5000	217000	270000	265000
		001 Events and hospitality	4975	5000	5000	5000	5000	5000
		058 Judicial compensations	0	0	0	212000	265000	260000
		<b>Total</b>	<b>419157</b>	<b>442000</b>	<b>442000</b>	<b>652000</b>	<b>705000</b>	<b>696000</b>
<b>25</b>		<b>Subsidies</b>						
<b>2511</b>		Subsidies to Public Corporations						
	304	Subsidies to non-financial public corporations	8895980	10800000	10760000	10800000	10800000	10800000
		102 Commission of tourist sites management *	895980	900000	860000	900000	900000	900000
		116 Ryanair company tax allowance **	8000000	8000000	8000000	8000000	8000000	8000000
		124 Marketing support for Easyjet	0	1900000	1900000	1900000	1900000	1900000
		<b>Total</b>	<b>8895980</b>	<b>10800000</b>	<b>10760000</b>	<b>10800000</b>	<b>10800000</b>	<b>10800000</b>
<b>28</b>		<b>Other Expenditures</b>						
<b>2821</b>		Other Current Expenditures						
	303	Scientific scholarships and training courses	4000	4000	4000	4000	4000	4000
	305	Non-Employees' Bonuses	15956	16000	16000	16000	16000	16000
		<b>Total</b>	<b>19956</b>	<b>20000</b>	<b>20000</b>	<b>20000</b>	<b>20000</b>	<b>20000</b>
		<b>Total of Activity</b>	<b>11446684</b>	<b>13576000</b>	<b>13389000</b>	<b>14154000</b>	<b>14240000</b>	<b>14265000</b>

**Current Expenditures According to Program and Activities for the Years 2019 - 2023**

Chapter : 1801 - Ministry of Tourism and Antiquities

(In JDs)

Program : 3201 - Administration and Support Services								
Activity : 602 - Tourism promotion								
Group	Item	Description	Actual 2019	Estimated 2020	Re-estimated 2020	Estimated 2021	Indicative 2022	Indicative 2023
<b>25</b>		<b>Subsidies</b>						
<b>2511</b>		Subsidies to Public Corporations						
	<b>304</b>	Subsidies to non-financial public corporations	3000000	2500000	2500000	1200000	1200000	1200000
	083	Jordan Tourism Board	3000000	2500000	2500000	1200000	1200000	1200000
<b>Total</b>			<b>3000000</b>	<b>2500000</b>	<b>2500000</b>	<b>1200000</b>	<b>1200000</b>	<b>1200000</b>
<b>Total of Activity</b>			<b>3000000</b>	<b>2500000</b>	<b>2500000</b>	<b>1200000</b>	<b>1200000</b>	<b>1200000</b>
<b>Total of Program</b>			<b>14446684</b>	<b>16076000</b>	<b>15889000</b>	<b>15354000</b>	<b>15440000</b>	<b>15465000</b>
<b>Total of Chapter</b>			<b>14446684</b>	<b>16076000</b>	<b>15889000</b>	<b>15354000</b>	<b>15440000</b>	<b>15465000</b>

\* This item shall be disbursed not exceeding the amount supplied to the Public Treasury according to provisions of applicable Revenues Supplying Law of Government Departments and Units.

\*\* This amount shall be disbursed not exceeding the tax amount.

# Overall Summary of Capital Expenditures for the Years 2019 - 2023

Chapter : 1801 Ministry of Tourism and Antiquities

( In JDs )

Group	Item	Description	Actual 2019	Estimated 2020	Re-estimated 2020	Estimated 2021	Indicative 2022	Indicative 2023
		<b>Expenditures</b>						
22		Use of Goods and Services						
2211		Use of Goods and Services						
	510	Buildings and facilities repair and maintenance	154504	108000	108000	100000	225000	225000
	512	Operating and Sustaining Expenditures	2334330	4573000	4568000	3742000	4918000	5020000
<b>Total</b>			<b>2488834</b>	<b>4681000</b>	<b>4676000</b>	<b>3842000</b>	<b>5143000</b>	<b>5245000</b>
25		<b>Subsidies</b>						
2511		Subsidies to Public Corporations						
	520	Subsidies to non-financial public corporations/capital	14000000	8500000	8500000	9200000	12000000	12000000
<b>Total</b>			<b>14000000</b>	<b>8500000</b>	<b>8500000</b>	<b>9200000</b>	<b>12000000</b>	<b>12000000</b>
28		<b>Other Expenditures</b>						
2822		Other Capital Expenditures						
	504	Studies, Research and Consultations	228377	240000	240000	50000	100000	100000
<b>Total</b>			<b>228377</b>	<b>240000</b>	<b>240000</b>	<b>50000</b>	<b>100000</b>	<b>100000</b>
		<b>Fixed Assets</b>						
31		<b>Non-financial Assets</b>						
3111		Buildings and Constructions						
	508	Works and Constructions	2973723	2108920	1984000	1332000	1668000	1789000
<b>Total</b>			<b>2973723</b>	<b>2108920</b>	<b>1984000</b>	<b>1332000</b>	<b>1668000</b>	<b>1789000</b>
3112		Devices, Machinery and Equipment						
	505	Equipment, Machines and Devices	461096	385000	360000	517000	675000	675000
	506	Vehicles and Equipment	67000	30000	15000	0	0	0
<b>Total</b>			<b>528096</b>	<b>415000</b>	<b>375000</b>	<b>517000</b>	<b>675000</b>	<b>675000</b>
3141		Lands						
	507	Lands	500000	500000	500000	250000	500000	500000
<b>Total</b>			<b>500000</b>	<b>500000</b>	<b>500000</b>	<b>250000</b>	<b>500000</b>	<b>500000</b>
<b>Total of Chapter</b>			<b>20719030</b>	<b>16444920</b>	<b>16275000</b>	<b>15191000</b>	<b>20086000</b>	<b>20309000</b>

# Capital Expenditures According to Program and Projects for the Years 2019 - 2023

Chapter : 1801 Ministry of Tourism and Antiquities

( In JDs )

Program 3205 Promoting national tourism (previously, developing of tourism sector)								
Project		001 National tourism promotion program administration project						
Fund Source		102001 Capital (Treasury)						
Group	item	Description	Actual 2019	Estimated 2020	Re-estimated 2020	Estimated 2021	Indicative 2022	Indicative 2023
22		Use of Goods and Services						
2211		Use of Goods and Services						
	510	Buildings and facilities repair and maintenance						
	009	Buildings repair and renovation	78207	100000	100000	100000	150000	150000
		<b>Total of Item</b>	78207	100000	100000	100000	150000	150000
	512	Operating and Sustaining Expenditures						
	015	Operating systems and software	124998	100000	100000	200000	300000	300000
	017	Promotion, advertising and awareness	549181	550000	550000	400000	700000	700000
	025	Cases and compensations fees	600000	1200000	1200000	0	0	0
	155	Maintaining the Jordan Museum	0	250000	250000	300000	250000	250000
	156	Jannah Program	0	1000000	1000000	1700000	1100000	1100000
		<b>Total of Item</b>	1274179	3100000	3100000	2600000	2350000	2350000
28		Other Expenditures						
2822		Other Capital Expenditures						
	504	Studies, Research and Consultations						
	007	Institutional work development studies	133587	130000	130000	25000	50000	50000
	009	Statistical surveys studies	90000	110000	110000	25000	50000	50000
		<b>Total of Item</b>	223587	240000	240000	50000	100000	100000
31		Non-financial Assets						
3112		Devices, Machinery and Equipment						
	505	Equipment, Machines and Devices						
	001	Computers and accessories	59349	60000	60000	92000	200000	200000
	006	Public safety devices and equipment	200000	250000	250000	350000	400000	400000
		<b>Total of Item</b>	259349	310000	310000	442000	600000	600000
3141		Lands						
	507	Lands						
	001	Lands expropriation and purchase	500000	500000	500000	250000	500000	500000
		<b>Total of Item</b>	500000	500000	500000	250000	500000	500000
		<b>Total of Project / Treasury</b>	2335322	4250000	4250000	3442000	3700000	3700000
Project		006 Use of Solar Energy Project						
Fund Source		102001 Capital (Treasury)						
Group	item	Description	Actual 2019	Estimated 2020	Re-estimated 2020	Estimated 2021	Indicative 2022	Indicative 2023
31		Non-financial Assets						
3112		Devices, Machinery and Equipment						
	505	Equipment, Machines and Devices						
	068	Solar cells generating the electric energy	70143	75000	50000	75000	75000	75000
		<b>Total of Item</b>	70143	75000	50000	75000	75000	75000
		<b>Total of Project / Treasury</b>	70143	75000	50000	75000	75000	75000
		<b>Total of Program</b>	2405465	4325000	4300000	3517000	3775000	3775000



# Capital Expenditures According to Program and Projects for the Years 2019 - 2023

Chapter : 1801 Ministry of Tourism and Antiquities

( In JDs )

<b>Program</b>		3210 Developing an enabling environment for the tourism sector (previously, developing tourist sites and services)						
<b>Project</b>		003 Project for the infrastructure rehabilitation of tourist sites						
<b>Fund Source</b>		102001 Capital (Treasury)						
Group	item	Description	Actual 2019	Estimated 2020	Re-estimated 2020	Estimated 2021	Indicative 2022	Indicative 2023
31		<b>Non-financial Assets</b>						
3111		Buildings and Constructions						
	508	Works and Constructions						
	015	Restoration, qualification and development of Sites	74229	100000	100000	400000	100000	100000
<b>Total of Item</b>			74229	100000	100000	400000	100000	100000
<b>Total of Project / Treasury</b>			74229	100000	100000	400000	100000	100000
<b>Project</b>		004 Development and Improvement of Services in the Tourism Sites Projects						
<b>Fund Source</b>		102001 Capital (Treasury)						
Group	item	Description	Actual 2019	Estimated 2020	Re-estimated 2020	Estimated 2021	Indicative 2022	Indicative 2023
31		<b>Non-financial Assets</b>						
3111		Buildings and Constructions						
	508	Works and Constructions						
	015	Restoration, qualification and development of Sites	99924	256250	250000	250000	250000	250000
<b>Total of Item</b>			99924	256250	250000	250000	250000	250000
<b>Total of Project / Treasury</b>			99924	256250	250000	250000	250000	250000
<b>Project</b>		008 Rehabilitation and Development of Visitors' Centers						
<b>Fund Source</b>		102001 Capital (Treasury)						
Group	item	Description	Actual 2019	Estimated 2020	Re-estimated 2020	Estimated 2021	Indicative 2022	Indicative 2023
31		<b>Non-financial Assets</b>						
3111		Buildings and Constructions						
	508	Works and Constructions						
	015	Restoration, qualification and development of Sites	75000	1350000	1350000	100000	100000	100000
<b>Total of Item</b>			75000	1350000	1350000	100000	100000	100000
<b>Total of Project / Treasury</b>			75000	1350000	1350000	100000	100000	100000
<b>Project</b>		009 Support the projects of Jordan Tourism Board						
<b>Fund Source</b>		102001 Capital (Treasury)						
Group	item	Description	Actual 2019	Estimated 2020	Re-estimated 2020	Estimated 2021	Indicative 2022	Indicative 2023
22		<b>Use of Goods and Services</b>						
2211		Use of Goods and Services						
	512	Operating and Sustaining Expenditures						
	154	Additional abroad marketing campaigns	0	1125000	1125000	1000000	1000000	1000000
<b>Total of Item</b>			0	1125000	1125000	1000000	1000000	1000000
25		<b>Subsidies</b>						
2511		Subsidies to Public Corporations						
	520	Subsidies to non-financial public corporations/capital						
	013	Jordan Tourism Board	14000000	7750000	7750000	8200000	12000000	12000000
	039	Development of Ajloun Governorate	0	750000	750000	1000000	0	0
<b>Total of Item</b>			14000000	8500000	8500000	9200000	12000000	12000000
<b>Total of Project / Treasury</b>			14000000	9625000	9625000	10200000	13000000	13000000

# Capital Expenditures According to Program and Projects for the Years 2019 - 2023

Chapter : 1801 Ministry of Tourism and Antiquities

( In JDs )

Program		3210 Developing an enabling environment for the tourism sector (previously, developing tourist sites and services)						
Project		701 Rehabilitation and development of the tourist sites in Irbid governorate						
Fund Source		102001 Capital (Treasury)						
Group	item	Description	Actual 2019	Estimated 2020	Re-estimated 2020	Estimated 2021	Indicative 2022	Indicative 2023
22		Use of Goods and Services						
2211		Use of Goods and Services						
	512	Operating and Sustaining Expenditures						
	131	Tourism services development	50000	0	0	0	0	0
		<b>Total of Item</b>	50000	0	0	0	0	0
31		Non-financial Assets						
3111		Buildings and Constructions						
	508	Works and Constructions						
	015	Restoration, qualification and development of Sites	192696	35000	35000	225000	260000	280000
		<b>Total of Item</b>	192696	35000	35000	225000	260000	280000
		<b>Total of Project / Treasury</b>	242696	35000	35000	225000	260000	280000
Project		702 Rehabilitation and development of the tourist sites in Jerash governorate						
Fund Source		102001 Capital (Treasury)						
Group	item	Description	Actual 2019	Estimated 2020	Re-estimated 2020	Estimated 2021	Indicative 2022	Indicative 2023
22		Use of Goods and Services						
2211		Use of Goods and Services						
	512	Operating and Sustaining Expenditures						
	131	Tourism services development	120000	0	0	0	0	0
		<b>Total of Item</b>	120000	0	0	0	0	0
31		Non-financial Assets						
3111		Buildings and Constructions						
	508	Works and Constructions						
	015	Restoration, qualification and development of Sites	0	0	0	42000	63000	69000
		<b>Total of Item</b>	0	0	0	42000	63000	69000
3112		Devices, Machinery and Equipment						
	505	Equipment, Machines and Devices						
	068	Solar cells generating the electric energy	35790	0	0	0	0	0
		<b>Total of Item</b>	35790	0	0	0	0	0
		<b>Total of Project / Treasury</b>	155790	0	0	42000	63000	69000

# Capital Expenditures According to Program and Projects for the Years 2019 - 2023

Chapter : 1801 Ministry of Tourism and Antiquities

( In JDs )

Program		3210 Developing an enabling environment for the tourism sector (previously, developing tourist sites and services)						
Project		703 Rehabilitation and development of the tourist sites in Ajloun governorate						
Fund Source		102001 Capital (Treasury)						
Group	item	Description	Actual 2019	Estimated 2020	Re-estimated 2020	Estimated 2021	Indicative 2022	Indicative 2023
22		<b>Use of Goods and Services</b>						
2211		Use of Goods and Services						
	512	Operating and Sustaining Expenditures						
	008	Qualification and training expenses	0	0	0	20000	25000	25000
	131	Tourism services development	17370	0	0	0	0	0
		<b>Total of Item</b>	17370	0	0	20000	25000	25000
28		<b>Other Expenditures</b>						
2822		Other Capital Expenditures						
	504	Studies, Research and Consultations						
	035	Site studies	4790	0	0	0	0	0
		<b>Total of Item</b>	4790	0	0	0	0	0
31		<b>Non-financial Assets</b>						
3111		Buildings and Constructions						
	508	Works and Constructions						
	015	Restoration, qualification and development of Sites	441948	0	0	80000	0	0
		<b>Total of Item</b>	441948	0	0	80000	0	0
3112		Devices, Machinery and Equipment						
	506	Vehicles and Equipment						
	005	Medium-size passenger buses	67000	30000	15000	0	0	0
		<b>Total of Item</b>	67000	30000	15000	0	0	0
		<b>Total of Project / Treasury</b>	531108	30000	15000	100000	25000	25000
Project		704 Rehabilitation and development of the tourist sites in Ma'daba governorate						
Fund Source		102001 Capital (Treasury)						
Group	item	Description	Actual 2019	Estimated 2020	Re-estimated 2020	Estimated 2021	Indicative 2022	Indicative 2023
22		<b>Use of Goods and Services</b>						
2211		Use of Goods and Services						
	512	Operating and Sustaining Expenditures						
	008	Qualification and training expenses	220	0	0	0	0	0
	015	Operating systems and software	2910	0	0	0	0	0
	017	Promotion, advertising and awareness	12950	18000	18000	5000	18000	20000
	131	Tourism services development	14597	0	0	17000	25000	25000
		<b>Total of Item</b>	30677	18000	18000	22000	43000	45000
31		<b>Non-financial Assets</b>						
3111		Buildings and Constructions						
	508	Works and Constructions						
	015	Restoration, qualification and development of Sites	150000	197670	79000	135000	145000	140000
		<b>Total of Item</b>	150000	197670	79000	135000	145000	140000
3112		Devices, Machinery and Equipment						
	505	Equipment, Machines and Devices						
	068	Solar cells generating the electric energy	95814	0	0	0	0	0
		<b>Total of Item</b>	95814	0	0	0	0	0
		<b>Total of Project / Treasury</b>	276491	215670	97000	157000	188000	185000

# Capital Expenditures According to Program and Projects for the Years 2019 - 2023

Chapter : 1801 Ministry of Tourism and Antiquities

( In JDs )

Program		3210 Developing an enabling environment for the tourism sector (previously, developing tourist sites and services)						
Project		705 Rehabilitation and development of the tourist sites in Karak governorate						
Fund Source		102001 Capital (Treasury)						
Group	item	Description	Actual 2019	Estimated 2020	Re-estimated 2020	Estimated 2021	Indicative 2022	Indicative 2023
22		Use of Goods and Services						
2211		Use of Goods and Services						
	512	Operating and Sustaining Expenditures						
	131	Tourism services development	0	0	0	0	200000	150000
		<b>Total of Item</b>	0	0	0	0	200000	150000
31		Non-financial Assets						
3111		Buildings and Constructions						
	508	Works and Constructions						
	015	Restoration, qualification and development of Sites	765640	100000	100000	100000	650000	750000
		<b>Total of Item</b>	765640	100000	100000	100000	650000	750000
		<b>Total of Project / Treasury</b>	765640	100000	100000	100000	850000	900000
Project		706 Rehabilitation and development of the tourist sites in Ma'an governorate						
Fund Source		102001 Capital (Treasury)						
Group	item	Description	Actual 2019	Estimated 2020	Re-estimated 2020	Estimated 2021	Indicative 2022	Indicative 2023
22		Use of Goods and Services						
2211		Use of Goods and Services						
	510	Buildings and facilities repair and maintenance						
	008	Buildings and facilities maintenance	0	0	0	0	75000	75000
		<b>Total of Item</b>	0	0	0	0	75000	75000
	512	Operating and Sustaining Expenditures						
	008	Qualification and training expenses	54678	0	0	0	0	0
	131	Tourism services development	0	0	0	15000	450000	500000
		<b>Total of Item</b>	54678	0	0	15000	450000	500000
31		Non-financial Assets						
3111		Buildings and Constructions						
	508	Works and Constructions						
	015	Restoration, qualification and development of Sites	901299	0	0	0	50000	0
		<b>Total of Item</b>	901299	0	0	0	50000	0
		<b>Total of Project / Treasury</b>	955977	0	0	15000	575000	575000
Project		707 Rehabilitation and development of the tourist sites in Tafileh governorate						
Fund Source		102001 Capital (Treasury)						
Group	item	Description	Actual 2019	Estimated 2020	Re-estimated 2020	Estimated 2021	Indicative 2022	Indicative 2023
22		Use of Goods and Services						
2211		Use of Goods and Services						
	512	Operating and Sustaining Expenditures						
	131	Tourism services development	559599	305000	300000	0	100000	200000
		<b>Total of Item</b>	559599	305000	300000	0	100000	200000
31		Non-financial Assets						
3111		Buildings and Constructions						
	508	Works and Constructions						
	015	Restoration, qualification and development of Sites	0	0	0	0	50000	100000
		<b>Total of Item</b>	0	0	0	0	50000	100000
		<b>Total of Project / Treasury</b>	559599	305000	300000	0	150000	300000

# Capital Expenditures According to Program and Projects for the Years 2019 - 2023

Chapter : 1801 Ministry of Tourism and Antiquities

( In JDs )

Program		3210 Developing an enabling environment for the tourism sector (previously, developing tourist sites and services)						
Project		708 Rahma visitors center / Aqaba Governorate						
Fund Source		102001 Capital (Treasury)						
Group	item	Description	Actual 2019	Estimated 2020	Re-estimated 2020	Estimated 2021	Indicative 2022	Indicative 2023
31		<b>Non-financial Assets</b>						
3111		Buildings and Constructions						
	508	Works and Constructions						
	015	Restoration, qualification and development of Sites	269537	70000	70000	0	0	0
		<b>Total of Item</b>	269537	70000	70000	0	0	0
		<b>Total of Project / Treasury</b>	269537	70000	70000	0	0	0
Project		709 Training and employment of the people of local community in tourism sector in Irbid governorate						
Fund Source		102001 Capital (Treasury)						
Group	item	Description	Actual 2019	Estimated 2020	Re-estimated 2020	Estimated 2021	Indicative 2022	Indicative 2023
22		<b>Use of Goods and Services</b>						
2211		Use of Goods and Services						
	512	Operating and Sustaining Expenditures						
	008	Qualification and training expenses	133873	0	0	0	500000	500000
		<b>Total of Item</b>	133873	0	0	0	500000	500000
		<b>Total of Project / Treasury</b>	133873	0	0	0	500000	500000
Project		710 Rehabilitation and development of the tourist sites in Balqa' governorate						
Fund Source		102001 Capital (Treasury)						
Group	item	Description	Actual 2019	Estimated 2020	Re-estimated 2020	Estimated 2021	Indicative 2022	Indicative 2023
22		<b>Use of Goods and Services</b>						
2211		Use of Goods and Services						
	512	Operating and Sustaining Expenditures						
	008	Qualification and training expenses	36025	15000	15000	47500	125000	125000
	131	Tourism services development	57929	10000	10000	37500	125000	125000
		<b>Total of Item</b>	93954	25000	25000	85000	250000	250000
31		<b>Non-financial Assets</b>						
3111		Buildings and Constructions						
	508	Works and Constructions						
	015	Restoration, qualification and development of Sites	3450	0	0	0	0	0
		<b>Total of Item</b>	3450	0	0	0	0	0
		<b>Total of Project / Treasury</b>	97404	25000	25000	85000	250000	250000
Project		711 Maintaining Al-Hamymah visitors center / Aqaba governorate						
Fund Source		102001 Capital (Treasury)						
Group	item	Description	Actual 2019	Estimated 2020	Re-estimated 2020	Estimated 2021	Indicative 2022	Indicative 2023
22		<b>Use of Goods and Services</b>						
2211		Use of Goods and Services						
	510	Buildings and facilities repair and maintenance						
	008	Buildings and facilities maintenance	76297	8000	8000	0	0	0
		<b>Total of Item</b>	76297	8000	8000	0	0	0
		<b>Total of Project / Treasury</b>	76297	8000	8000	0	0	0
<b>Total of Program</b>			18313565	12119920	11975000	11674000	16311000	16534000
<b>Total of Chapter</b>			20719030	16444920	16275000	15191000	20086000	20309000