

Chapter : 1702 Ministry of Planning and International Cooperation/Department of Statistics

Creation: The Department of Statistics was established in 1949. It is considered one of the early institutions which were established after the declaration of the Kingdom's independence in 1946.

Vision : Pioneering in the efficient and effective leadership of the Jordanian statistical system.

Mission: Produce, analyze and publish the statistical data using the best modern techniques and apply the best internationally recommended statistical methodologies and practices in order to meet the requirements of all stakeholders in a manner that ensures the regulation and support of the components of the Jordanian statistical system.

Legal Framework : Statistics Law No. (12) for the year 2012

Tasks of the Ministry / Department:

- Collect, classify, store, analyze and spread the official statistics including the surveys related to the fields of social, demographic, economic, agricultural, environmental, and cultural fields and any other fields related to society's activities and conditions as per the acceptable methods, definitions, classifications, standards and techniques in this field.
- Conduct general census once every ten years maximum on the date decided by the Council of Ministers pursuant to the recommendation of the Minister in any of the following fields and issues: (housings, population, agriculture, industry, installations and any other field decided by the Council of Ministers upon the recommendation of the Minister to conduct a census.
- Coordinate and regulate statistics in participation with the various government departments to develop their administrative statistical records in line with international methods and standards to ensure suitable timing and to meet the requirements of data users efficiently and effectively.
- Participate in international cooperation in the field of statistics and expertise exchange with Arab and international scientific apparatuses and institutions working in the field of statistics according to international requirements and standards.
- Supervise statistical training centers and prepare the necessary training plans and programs for this end and prepare special bylaws.

Ministry/Department Contribution to the Achievement of the National Objectives:

- Achieve sustained growth rates

Major Issues and Challenges which face the Ministry / Department:

- Lack of financing for some of the main items in the projects, such as cars rental and fuel.
- Attrition of trained and qualified human resources

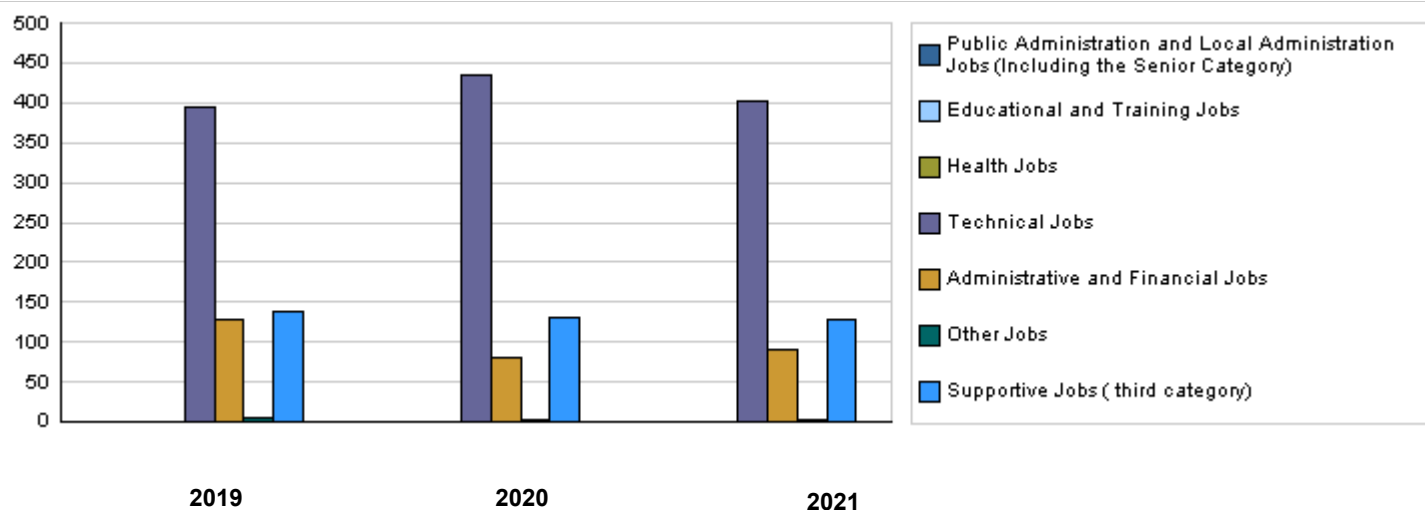
CHAPTER : 1702 Ministry of Planning and International Cooperation/Department of Statistics

Strategic Objectives and Performance Indicators of the Ministry / Department

Strategic Objective	Performance Indicator	Base year	Value	Actual Value	Target Value	Preliminary Self Evaluation	Target Value		
				2019	2020	2020	2021	2022	2023
1 - To enhance the role of department in leading the Jordanian statistic system	1 Number of reports measuring performance gaps	2017	0	3	3	3	3	3	3
2 - To develop statistic methodologies and techniques and adequacy of staff	1 Number of statistical training courses	2017	7	16	18	13	20	24	24
	2 Number of trainees having statistical work competencies	2017	100	230	250	220	280	330	330
3 - To enhance the level of data users satisfaction of statistical products	1 Number of new variables in statistical operations	2017	5	5	5	5	5	5	5
	2 Level of improvement in statistical awareness	2017	%62	%68	%70	%70	%72	%75	%75

Number of Staff of the Ministry / Department

Group	Job	2019			2020			Preliminary 2021		
		Male	Female	Total	Male	Female	Total	Male	Female	Total
Public Administration and Local Administration Jobs (Including the Senior Category)	Leading Jobs	1	0	1	1	0	1	1	0	1
Educational and Training Jobs	Educational and training jobs	1	0	1	1	0	1	1	0	1
Health Jobs		0	0	0	0	0	0	0	0	0
Technical Jobs	Technical jobs (Statistic)	202	193	395	205	229	434	194	209	403
Administrative and Financial Jobs	Administrative and financial jobs	76	53	129	40	41	81	50	41	91
Other Jobs	Other jobs	5	0	5	2	1	3	2	1	3
Supportive Jobs (third category)	Support jobs (Office Boy, Driver,..)	90	48	138	85	46	131	82	46	128
Total		375	294	669	334	317	651	330	297	627
Total Cost of Salaries		2546322	1996317	4542639	2343644	2224356	4568000	3222632	2900368	6123000



Key Information of the Ministry / Department

No.	Description	2017	2018	2019	2020	2021
1	Economic statistics and surveys	20	20	15	15	15
2	Agricultural statistics and surveys	21	21	15	15	15
3	Demographic statistics and surveys	18	18	8	7	7
4	Various general statistics	8	8	8	8	8

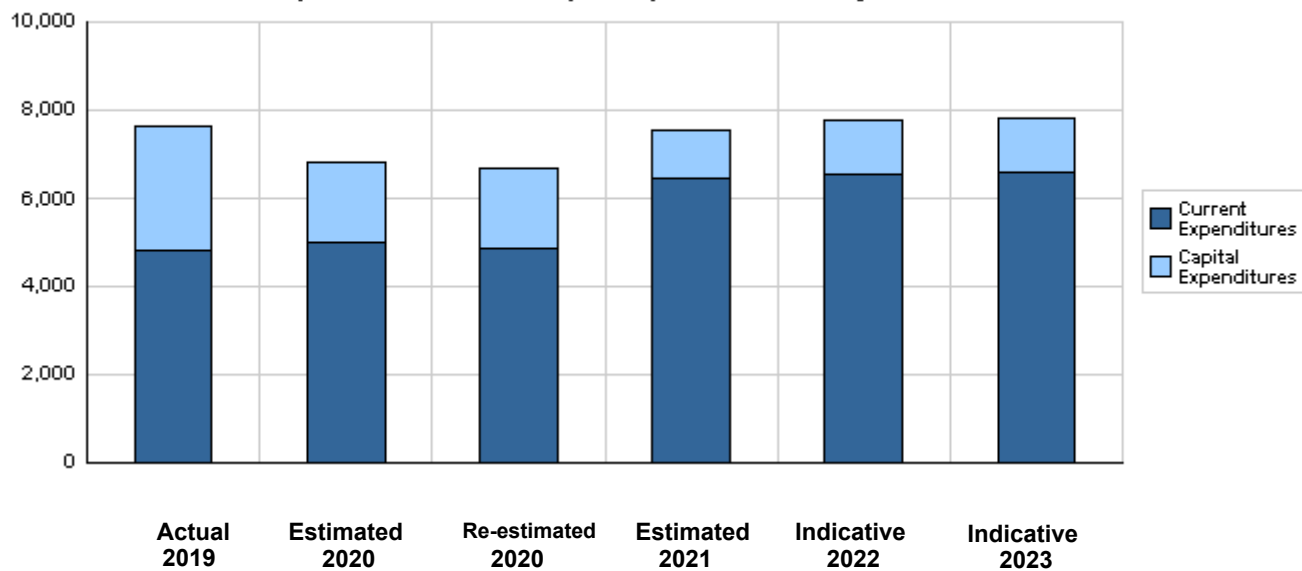
Overall Summary of Expenditures for Chapter 1702- Ministry of Planning and International Cooperation/Department of Statistics for the Years 2019 - 2023

(In JDs)

Description		Actual 2019	Estimated 2020	Re-estimated 2020	Estimated 2021	Indicative 2022 2023		
Group	Current Expenditures							
2111	Salaries, Wages and Allowances	4,002,639	4,132,000	4,018,000	5,460,000	5,523,000	5,587,000	
2121	Social Security Contributions	540,000	550,000	550,000	663,000	675,000	685,000	
2211	Use of Goods and Services	277,164	320,000	294,000	315,000	335,000	330,000	
2821	Other Current Expenditures	1,163	4,000	3,000	3,000	3,000	3,000	
Total current expenditures		4,820,966	5,006,000	4,865,000	6,441,000	6,536,000	6,605,000	
		Capital Expenditures						
2111	Salaries, Wages and Allowances	567,109	560,000	560,000	373,000	395,000	395,000	
2211	Use of Goods and Services	825,606	330,000	330,000	230,000	285,000	285,000	
2822	Other Capital Expenditures	1,441,894	940,000	940,000	495,000	550,000	550,000	
Total capital expenditures		2,834,609	1,830,000	1,830,000	1,098,000	1,230,000	1,230,000	
Treasury		2,834,609	1,830,000	1,830,000	1,098,000	1,230,000	1,230,000	
Total current and capital expenditures		7,655,575	6,836,000	6,695,000	7,539,000	7,766,000	7,835,000	

(Thousands of JDs)

Graph of the current and capital expenditures for the years 2019 - 2023

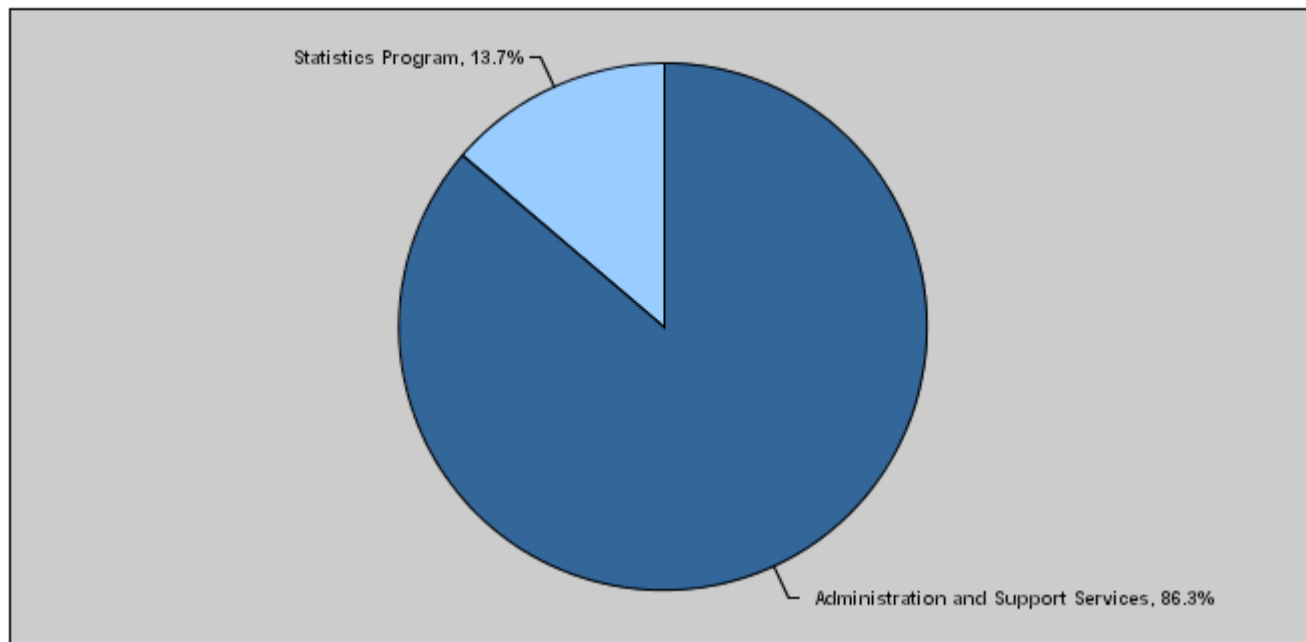


**Budget of Chapter 1702 - Ministry of Planning and International Cooperation/Department of Statistics
For the Year 2021 Distributed According to Program**

(In JDs)

Prog.	Description	Current Expenditures	Capital Expenditures	Total Expenditures
3101	Administration and Support Services	6,441,000	63,000	6,504,000
3105	Statistics Program	0	1,035,000	1,035,000
Total		6,441,000	1,098,000	7,539,000

Total Expenditures for the Year 2021 Distributed According to Programs



Estimated Allocations for Females distributed according to Programs for the Years 2019 - 2023

Program	2019	2020	2021	2022	2023
3101 Administration and Support Services	2181082	2481462	3096000	3133895	3166579
3105 Statistics Program	1183251	847281	544737	544737	544737
Total	3364333	3328743	3640737	3678632	3711316

**Budget Chapter 1702 - Ministry of Planning and International Cooperation/Department of Statistics Distributed
According to the Program**

3101 Administration and Support Services Program

Objective of the program :

The Administration and Support Services Program supports the statistical program in the needed aspects which include the financial management of the appropriations allocated to the statistical program in all its components, as the items of projects budgets listed in the statistical program are followed up to ensure no deficit in any of these items to facilitate the work in the various projects. The Administration Program includes personnel affairs and the needs of the statistical program with all its projects in terms of temporary employees to collect, prepare and equip the statistical data of the various statistical activities. Also, the Administrative Program assumes several tasks which serve in overall the statistical program which represents the task of the Department of Statistics, including vehicles and logistics matters such as offices, transport... etc.

The strategic objective related to the program :

To enhance the role of department in leading the Jordanian statistic system

Directorates associated with the program :

- Financial & administrative Affairs Directorate.
- Households & Population Surveys Directorate.
- Environment & Agricultural Statistics Directorate.
- Human Resources Directorate.
- Internal Control Unit.

Services provided by the program :

- Prepare budgets of projects
- Provide different programs needs.

Staff working in the program :

The program is implemented through a functional staff in 2020 estimated with (651) staff, including (334) males and (317) females .

Key Performance Indicators for Program

Performance Measurement Indicator	Base Year	Value	Actual value	Target Value	Preliminary Self Evaluation	Target Value		
			2019	2020		2020	2021	2022
1 Percentage of qualified employees	2009	%75	%84	%88	%88	%87	%88	%89

Appropriations Of Administration and Support Services Program as Per Activities and Projects.

(In JDs)

Activities and Projects	Actual	Estimated	Re-estimated	Estimated	Indicative	
	2019	2020	2020	2021	2022	2023
Current Expenditures	4,820,966	5,006,000	4,865,000	6,441,000	6,536,000	6,605,000
601 Administrative and Support Services	4,820,966	5,006,000	4,865,000	6,441,000	6,536,000	6,605,000
Capital Expenditures	142,109	90,000	90,000	63,000	80,000	80,000
001 Institutional Capacities Enhancement	142,109	90,000	90,000	63,000	80,000	80,000
Program / Treasury	142,109	90,000	90,000	63,000	80,000	80,000
Total Program	4,963,075	5,096,000	4,955,000	6,504,000	6,616,000	6,685,000

**Budget Chapter 1702 - Ministry of Planning and International Cooperation/Department of Statistics Distributed
According to the Program**

3105	Statistics Program Program
Objective of the program :	
The statistical program of the Department of Statistics includes many statistical activities that form part of the Department's functions represented in collecting various data covering all population, demographic, social, economic and agricultural aspects as well as other society aspects. This program encounters lack of statistical awareness on the part of people.	
The strategic objective related to the program :	
<ul style="list-style-type: none"> - To develop statistic methodologies and techniques and adequacy of staff. - To enhance the level of data users satisfaction of statistical products 	
Directorates associated with the program :	
<ul style="list-style-type: none"> - Methodologies & Research Directorate. - Households & Population Surveys Directorate. - Environment & Agricultural Statistics Directorate. - Economic Statistics Directorate. - E-Transformation and Information Technology Directorate. - National Accounts Directorate. - Data Management Directorate. 	
Services provided by the program :	
The program provides a number of statistical activities such as (study of labor, poverty, and unemployment, agricultural surveys, economic surveys and statistics and household energy surveys).	
Staff working in the program :	
The program is implemented through the Department's staff.	

Key Performance Indicators for Program

	Performance Measurement Indicator	Base Year	Value	Actual value	Target Value	Preliminary Self Evaluation	Target Value		
				2019	2020		2020	2021	2022
1	Number of statistical publications	2009	40	40	40	40	40	40	40
2	Number of data users	2009	135000	180000	220000	180000	250000	250000	251000

Appropriations Of Statistics Program Program as Per Activities and Projects.

(In JDs)

Activities and Projects	Actual	Estimated	Re-estimated	Estimated	Indicative	
	2019	2020	2020	2021	2022	2023
Current Expenditures	0	0	0	0	0	0
Capital Expenditures	2,692,500	1,740,000	1,740,000	1,035,000	1,150,000	1,150,000
001 Study survey of employment, unemployment and poverty	150,334	200,000	200,000	135,000	150,000	150,000
005 Study of Agricultural and Environmental Surveys	192,671	200,000	200,000	135,000	150,000	150,000
006 Study of Economical Surveys	399,865	0	0	0	0	0
008 Economic Statistics	89,848	400,000	400,000	270,000	300,000	300,000
016 Public census of the economic firms	417,888	0	0	0	0	0
017 Survey family expenses and income	949,819	590,000	590,000	225,000	250,000	250,000
018 Survey new job opportunities	248,658	150,000	150,000	180,000	200,000	200,000
019 Agricultural strategy survey	243,417	200,000	200,000	90,000	100,000	100,000
Program / Treasury	2,692,500	1,740,000	1,740,000	1,035,000	1,150,000	1,150,000
Total Program	2,692,500	1,740,000	1,740,000	1,035,000	1,150,000	1,150,000

Current Activities Appropriations According to Program								
Prog.	Activites		Actual	Estimated	Re-estimated	Estimated	Indicative	Indicative
			2019	2020	2020	2021	2022	2023
3101	601	Administrative and Support Services	4820966	5006000	4865000	6441000	6536000	6605000
		Total of Program	4820966	5006000	4865000	6441000	6536000	6605000
		Total	4820966	5006000	4865000	6441000	6536000	6605000

Capital Projects Appropriations According to Program								
Prog.	Projects		Actual	Estimated	Re-estimated	Estimated	Indicative	Indicative
			2019	2020	2020	2021	2022	2023
3101	001	Institutional Capacities Enhancement	142109	90000	90000	63000	80000	80000
		Total of Program	142109	90000	90000	63000	80000	80000
3105	001	Study survey of employment, unemployment and poverty	150334	200000	200000	135000	150000	150000
	005	Study of Agricultural and Environmental Surveys	192671	200000	200000	135000	150000	150000
	006	Study of Economical Surveys	399865	0	0	0	0	0
	008	Economic Statistics	89848	400000	400000	270000	300000	300000
	016	Public census of the economic firms	417888	0	0	0	0	0
	017	Survey family expenses and income	949819	590000	590000	225000	250000	250000
	018	Survey new job opportunities	248658	150000	150000	180000	200000	200000
	019	Agricultural strategy survey	243417	200000	200000	90000	100000	100000
		Total of Program	2692500	1740000	1740000	1035000	1150000	1150000
		Total	2834609	1830000	1830000	1098000	1230000	1230000

Overall Summary of Current Expenditures for the Years 2019 - 2023

Chapter: 1702

Ministry of Planning and International Cooperation/Department of Statistics

(In JDs)

Group	Item	Description	Actual 2019	Estimated 2020	Re-estimated 2020	Estimated 2021	Indicative 2022	Indicative 2023
21		Compensations of Employees						
2111		Salaries, Wages and Allowances						
	101	Classified Employees	78826	71000	48000	50000	51000	52000
	102	Unclassified Employees	1291693	1300000	1286000	1340000	1360000	1380000
	103	Comprehensive Contract Employees	6500	58000	20000	25000	26000	27000
	105	Personal Cost of Living Allowance	958631	965000	965000	980000	993000	1006000
	106	Family Cost of Living Allowance	71859	77000	74000	77000	78000	79000
	111	Additional Allowance	746669	758000	758000	1000000	1015000	1030000
	112	Other Allowances	369287	366000	352000	360000	365000	370000
	113	Transportation Allowance	124240	128000	125000	140000	142000	145000
	114	Transport Allowance	80744	89000	73000	82000	83000	84000
	116	Employees' Bonuses	161824	165000	165000	1250000	1250000	1250000
	120	Contract Employees	112366	155000	152000	156000	160000	164000
Total			4002639	4132000	4018000	5460000	5523000	5587000
2121		Social Security Contributions						
	301	Social Security	540000	550000	550000	663000	675000	685000
Total			540000	550000	550000	663000	675000	685000
22		Use of Goods and Services						
2211		Use of Goods and Services						
	201	Rents	86934	89000	89000	90000	91000	91000
	202	Telecommunications Services	8000	10000	10000	8000	9000	9000
	203	Water	2000	2000	2000	2000	2000	2000
	204	Electricity	69000	90000	90000	90000	92000	89000
	205	Fuels	51999	59000	59000	63000	68000	66000
	206	Maintenance of Machines, furniture and accessories	2915	4000	2000	3000	4000	4000
	207	Maintenance of vehicles, equipment and accessories	22000	25000	11000	12000	15000	15000
	208	Repair and maintenance of buildings and accessories	3772	4000	2300	2000	3000	3000
	209	Stationery, Publications and Office Supplies	10549	9000	3000	7000	7000	7000
	211	Cleaning services and supplies including cleaning contracts	2002	4000	2500	2000	3000	3000
	212	Insurance	15000	20000	20000	17000	18000	18000
	214	Goods and services expenses	2993	4000	3200	19000	23000	23000
Total			277164	320000	294000	315000	335000	330000
28		Other Expenditures						
2821		Other Current Expenditures						
	303	Scientific scholarships and training courses	738	2000	1000	1000	1000	1000
	305	Non-Employees' Bonuses	425	2000	2000	2000	2000	2000
Total			1163	4000	3000	3000	3000	3000
Total of Chapter			4820966	5006000	4865000	6441000	6536000	6605000

Program : 3101 - Administration and Support Services								
Activity : 601 - Administrative and Support Services								
Group	Item	Description	Actual 2019	Estimated 2020	Re-estimated 2020	Estimated 2021	Indicative 2022	Indicative 2023
21		Compensations of Employees						
2111		Salaries, Wages and Allowances						
	101	Classified Employees	78826	71000	48000	50000	51000	52000
	102	Unclassified Employees	1291693	1300000	1286000	1340000	1360000	1380000
	103	Comprehensive Contract Employees	6500	58000	20000	25000	26000	27000
	105	Personal Cost of Living Allowance	958631	965000	965000	980000	993000	1006000
	106	Family Cost of Living Allowance	71859	77000	74000	77000	78000	79000
	111	Additional Allowance	746669	758000	758000	1000000	1015000	1030000
	112	Other Allowances	369287	366000	352000	360000	365000	370000
	113	Transportation Allowance	124240	128000	125000	140000	142000	145000
	114	Transport Allowance	80744	89000	73000	82000	83000	84000
	116	Employees' Bonuses	161824	165000	165000	1250000	1250000	1250000
	120	Contract Employees	112366	155000	152000	156000	160000	164000
		Total	4002639	4132000	4018000	5460000	5523000	5587000
2121		Social Security Contributions						
	301	Social Security	540000	550000	550000	663000	675000	685000
		Total	540000	550000	550000	663000	675000	685000
22		Use of Goods and Services						
2211		Use of Goods and Services						
	201	Rents	86934	89000	89000	90000	91000	91000
	202	Telecommunications Services	8000	10000	10000	8000	9000	9000
	203	Water	2000	2000	2000	2000	2000	2000
	204	Electricity	69000	90000	90000	90000	92000	89000
	205	Fuels	51999	59000	59000	63000	68000	66000
		001 Heating	24999	27000	27000	24000	25000	23000
		002 Saloon vehicles	19000	23000	23000	27000	30000	30000
		003 Transport vehicles and heavy equipment	8000	9000	9000	12000	13000	13000
	206	Maintenance of Machines, furniture and accessories	2915	4000	2000	3000	4000	4000
	207	Maintenance of vehicles, equipment and accessories	22000	25000	11000	12000	15000	15000
	208	Repair and maintenance of buildings and accessories	3772	4000	2300	2000	3000	3000
	209	Stationery, Publications and Office Supplies	10549	9000	3000	7000	7000	7000
	211	Cleaning services and supplies including cleaning contracts	2002	4000	2500	2000	3000	3000
	212	Insurance	15000	20000	20000	17000	18000	18000
	214	Goods and services expenses	2993	4000	3200	19000	23000	23000
		001 Events and hospitality	0	3000	2200	3000	4000	4000
		060 Conferences and lectures	2993	1000	1000	1000	1000	1000
		121 Administrative expenses	0	0	0	15000	18000	18000
		Total	277164	320000	294000	315000	335000	330000
28		Other Expenditures						
2821		Other Current Expenditures						
	303	Scientific scholarships and training courses	738	2000	1000	1000	1000	1000
		004 National Training Plan	738	2000	1000	1000	1000	1000
	305	Non-Employees' Bonuses	425	2000	2000	2000	2000	2000
		010 Bonuses of committees	425	2000	2000	2000	2000	2000
		Total	1163	4000	3000	3000	3000	3000
		Total of Activity	4820966	5006000	4865000	6441000	6536000	6605000
		Total of Program	4820966	5006000	4865000	6441000	6536000	6605000
		Total of Chapter	4820966	5006000	4865000	6441000	6536000	6605000

Overall Summary of Capital Expenditures for the Years 2019 - 2023

Chapter : 1702 Ministry of Planning and International Cooperation/Department of Statistics (In JDs)

Group	Item	Description	Actual 2019	Estimated 2020	Re-estimated 2020	Estimated 2021	Indicative 2022	Indicative 2023
		Expenditures						
21		Compensations of Employees						
2111		Salaries, Wages and Allowances						
	501	Salaries	567109	560000	560000	373000	395000	395000
		Total	567109	560000	560000	373000	395000	395000
22		Use of Goods and Services						
2211		Use of Goods and Services						
	510	Buildings and facilities repair and maintenance	58656	8000	8000	7000	18000	18000
	512	Operating and Sustaining Expenditures	766950	322000	322000	223000	267000	267000
		Total	825606	330000	330000	230000	285000	285000
28		Other Expenditures						
2822		Other Capital Expenditures						
	504	Studies, Research and Consultations	1441894	940000	940000	495000	550000	550000
		Total	1441894	940000	940000	495000	550000	550000
		Total of Chapter	2834609	1830000	1830000	1098000	1230000	1230000

Capital Expenditures According to Program and Projects for the Years 2019 - 2023

Chapter : 1702 Ministry of Planning and International Cooperation/Department of Statistics

(In JDs)

Program		3101 Administration and Support Services						
Project		001 Institutional Capacities Enhancement						
Fund Source		102001 Capital (Treasury)						
Group	item	Description	Actual 2019	Estimated 2020	Re-estimated 2020	Estimated 2021	Indicative 2022	Indicative 2023
22		Use of Goods and Services						
2211		Use of Goods and Services						
	510	Buildings and facilities repair and maintenance						
	008	Buildings and facilities maintenance	58656	8000	8000	7000	18000	18000
		Total of Item	58656	8000	8000	7000	18000	18000
	512	Operating and Sustaining Expenditures						
	011	Capacity building expenses	22176	20000	20000	0	0	0
	015	Operating systems and software	59948	60000	60000	55000	60000	60000
	017	Promotion, advertising and awareness	1329	2000	2000	1000	2000	2000
		Total of Item	83453	82000	82000	56000	62000	62000
		Total of Project / Treasury	142109	90000	90000	63000	80000	80000
		Total of Program	142109	90000	90000	63000	80000	80000

Capital Expenditures According to Program and Projects for the Years 2019 - 2023

Chapter : 1702 Ministry of Planning and International Cooperation/Department of Statistics

(In JDs)

Program 3105 Statistics Program								
Project		001 Study survey of employment, unemployment and poverty						
Fund Source		102001 Capital (Treasury)						
Group	item	Description	Actual 2019	Estimated 2020	Re-estimated 2020	Estimated 2021	Indicative 2022	Indicative 2023
21		Compensations of Employees						
2111		Salaries, Wages and Allowances						
	501	Salaries						
	001	Salaries	79470	155000	155000	113000	120000	120000
		Total of Item	79470	155000	155000	113000	120000	120000
22		Use of Goods and Services						
2211		Use of Goods and Services						
	512	Operating and Sustaining Expenditures						
	011	Capacity building expenses	40864	15000	15000	0	0	0
	043	Leasing transport means	30000	30000	30000	22000	30000	30000
		Total of Item	70864	45000	45000	22000	30000	30000
		Total of Project / Treasury	150334	200000	200000	135000	150000	150000
Project		005 Study of Agricultural and Environmental Surveys						
Fund Source		102001 Capital (Treasury)						
Group	item	Description	Actual 2019	Estimated 2020	Re-estimated 2020	Estimated 2021	Indicative 2022	Indicative 2023
21		Compensations of Employees						
2111		Salaries, Wages and Allowances						
	501	Salaries						
	001	Salaries	147770	155000	155000	95000	100000	100000
		Total of Item	147770	155000	155000	95000	100000	100000
22		Use of Goods and Services						
2211		Use of Goods and Services						
	512	Operating and Sustaining Expenditures						
	011	Capacity building expenses	14901	15000	15000	0	0	0
	043	Leasing transport means	30000	30000	30000	40000	50000	50000
		Total of Item	44901	45000	45000	40000	50000	50000
		Total of Project / Treasury	192671	200000	200000	135000	150000	150000
Project		006 Study of Economical Surveys						
Fund Source		102001 Capital (Treasury)						
Group	item	Description	Actual 2019	Estimated 2020	Re-estimated 2020	Estimated 2021	Indicative 2022	Indicative 2023
21		Compensations of Employees						
2111		Salaries, Wages and Allowances						
	501	Salaries						
	001	Salaries	274891	0	0	0	0	0
		Total of Item	274891	0	0	0	0	0
22		Use of Goods and Services						
2211		Use of Goods and Services						
	512	Operating and Sustaining Expenditures						
	011	Capacity building expenses	54974	0	0	0	0	0
	043	Leasing transport means	70000	0	0	0	0	0
		Total of Item	124974	0	0	0	0	0
		Total of Project / Treasury	399865	0	0	0	0	0

Capital Expenditures According to Program and Projects for the Years 2019 - 2023

Chapter : 1702 Ministry of Planning and International Cooperation/Department of Statistics

(In JDs)

Program		3105 Statistics Program						
Project		008 Economic Statistics						
Fund Source		102001 Capital (Treasury)						
Group	item	Description	Actual 2019	Estimated 2020	Re-estimated 2020	Estimated 2021	Indicative 2022	Indicative 2023
21		Compensations of Employees						
2111		Salaries, Wages and Allowances						
	501	Salaries						
	001	Salaries	64978	250000	250000	165000	175000	175000
		Total of Item	64978	250000	250000	165000	175000	175000
22		Use of Goods and Services						
2211		Use of Goods and Services						
	512	Operating and Sustaining Expenditures						
	011	Capacity building expenses	11939	25000	25000	0	0	0
	043	Leasing transport means	12931	125000	125000	105000	125000	125000
		Total of Item	24870	150000	150000	105000	125000	125000
		Total of Project / Treasury	89848	400000	400000	270000	300000	300000
Project		016 Public census of the economic firms						
Fund Source		102001 Capital (Treasury)						
Group	item	Description	Actual 2019	Estimated 2020	Re-estimated 2020	Estimated 2021	Indicative 2022	Indicative 2023
22		Use of Goods and Services						
2211		Use of Goods and Services						
	512	Operating and Sustaining Expenditures						
	035	Technical and administrative support	417888	0	0	0	0	0
		Total of Item	417888	0	0	0	0	0
		Total of Project / Treasury	417888	0	0	0	0	0
Project		017 Survey family expenses and income						
Fund Source		102001 Capital (Treasury)						
Group	item	Description	Actual 2019	Estimated 2020	Re-estimated 2020	Estimated 2021	Indicative 2022	Indicative 2023
28		Other Expenditures						
2822		Other Capital Expenditures						
	504	Studies, Research and Consultations						
	009	Statistical surveys studies	949819	590000	590000	225000	250000	250000
		Total of Item	949819	590000	590000	225000	250000	250000
		Total of Project / Treasury	949819	590000	590000	225000	250000	250000
Project		018 Survey new job opportunities						
Fund Source		102001 Capital (Treasury)						
Group	item	Description	Actual 2019	Estimated 2020	Re-estimated 2020	Estimated 2021	Indicative 2022	Indicative 2023
28		Other Expenditures						
2822		Other Capital Expenditures						
	504	Studies, Research and Consultations						
	009	Statistical surveys studies	248658	150000	150000	180000	200000	200000
		Total of Item	248658	150000	150000	180000	200000	200000
		Total of Project / Treasury	248658	150000	150000	180000	200000	200000

Capital Expenditures According to Program and Projects for the Years 2019 - 2023

Chapter : 1702 Ministry of Planning and International Cooperation/Department of Statistics

(In JDs)

Program		3105 Statistics Program						
Project		019 Agricultural strategy survey						
Fund Source		102001 Capital (Treasury)						
Group	item	Description	Actual 2019	Estimated 2020	Re-estimated 2020	Estimated 2021	Indicative 2022	Indicative 2023
28		Other Expenditures						
2822		Other Capital Expenditures						
	504	Studies, Research and Consultations						
	004	Agricultural studies	243417	200000	200000	90000	100000	100000
		Total of Item	243417	200000	200000	90000	100000	100000
		Total of Project / Treasury	243417	200000	200000	90000	100000	100000
		Total of Program	2692500	1740000	1740000	1035000	1150000	1150000
		Total of Chapter	2834609	1830000	1830000	1098000	1230000	1230000