

Chapter : 1605 Jordan Enterprise Development Corporation

- Creation:** The Jordan Enterprise Development Corporation was established as per economic enterprises development law no. (33) for 2008 and amendments thereto.
- Vision :** A pioneer national umbrella in developing the economic enterprises to maximize the impact of their contribution to sustainable and comprehensive development.
- Mission:** Designing and implementing effective programs for entrepreneurial enterprises and SMEs to increase their competitiveness locally and internationally in cooperation with relevant stakeholders.
- Legal Framework :** Economic Enterprise Development Law No.(33) for the Year 2008 and amendments thereto

Tasks of the Ministry / Department:

- Provide consultations and information for the economic projects in order to develop their works.
- Provide the available and necessary technical and financial support for the economic projects in light of the potentials of the Corporation in order to develop and enable it for competition and enhance its administrative, technical and export skills and capacities
- Coordinate the policies of small, medium and start-up enterprise sector
- Strengthen the culture of business pioneering.

Ministry/Department Contribution to the Achievement of the National Objectives:

- Provide direct support for small and medium size projects to increase their productivity and new job opportunities and promotion for business pioneering
- Improve and develop business and investment environment
- Accelerate reforms related to the legal and regulatory environment of small and medium enterprise.
- Provide the required financing on favourable and appropriate terms for small and medium enterprise.
- Train the owners of projects on the technical and administrative skills and stimulate pioneering and innovation.
- Provide the suitable marketing for the products of the sector's projects and institutions and promote the access of exports from goods and services to promising markets
- Develop the Jordanian industrial and service products, and also innovation and creativity.

Major Issues and Challenges which face the Ministry / Department:

- Weak pioneering culture in the local community especially in the governorates which led to weak support requests presented to the Corporation to establish new projects
- Satisfaction of the Corporation's Service Recipients depends largely on their access to financial and technical support, but not on the quality of provided services or procedures
- Lack of clear risk management strategy

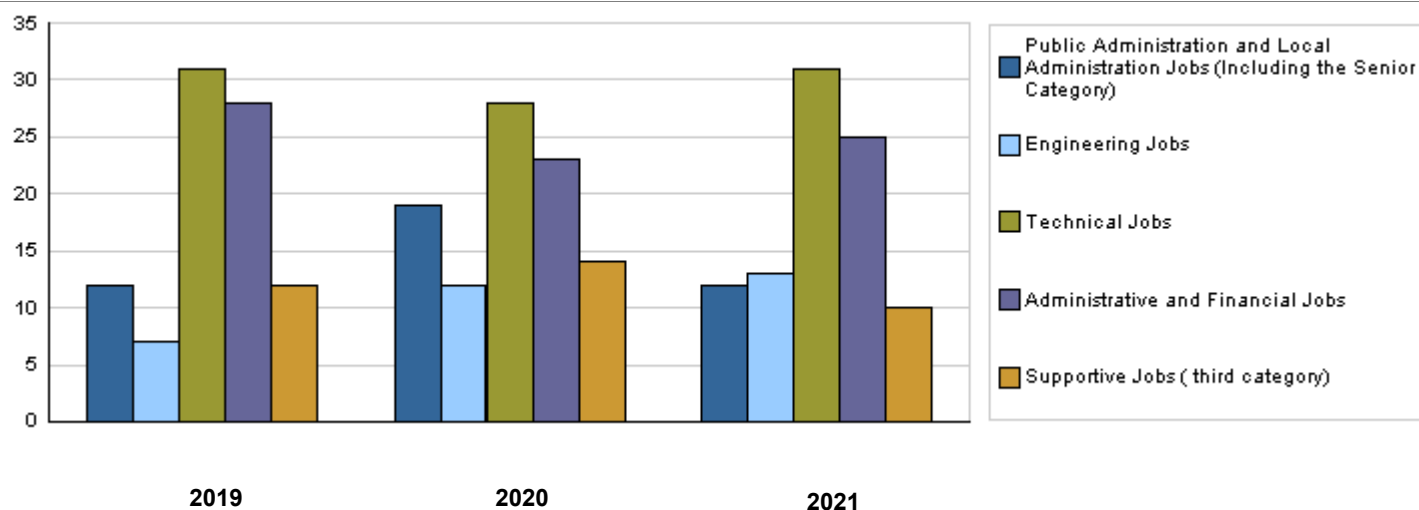
CHAPTER : 1605 Jordan Enterprise Development Corporation

Strategic Objectives and Performance Indicators of the Ministry / Department

Strategic Objective	Performance Indicator	Base year	Value	Actual Value	Target Value	Preliminary Self Evaluation	Target Value		
				2019	2020	2020	2021	2022	2023
1 - To reinforce and upgrade the institutional capacity of the Corporation	1 Percentage of employees satisfaction	2014	45%	91%	92%	92%	93%	94%	95%
	2 Percentage of stakeholders satisfaction	2014	58%	92%	90%	90%	92%	93%	94%
2 - To enhance the competitiveness of economic projects and to support them financially.	1 Number of projects benefiting from support and development programs	2014	360	191%	90%	61%	90	100	110
	2 Percentage of increase in benefiting projects sales	2014	15%	7%	15%	17%	20%	25%	30%
	3 Percentage of increase in exports for projects benefiting from the Corporation projects	2018	0	7%	15%	30%	30%	40%	45%
	4 Percentage of increase in providing job opportunities for benefiting projects	2014	10%	5%	7%	8%	10%	13%	14%
3 - To reinforce the culture of business pioneering and creativity in governorates	1 Number of entrepreneurial initiatives that are supported by JEDCO	2019	10	20	15	25	80	90	100

Number of Staff of the Ministry / Department

Group	Job	2019			2020			Preliminary 2021		
		Male	Female	Total	Male	Female	Total	Male	Female	Total
Public Administration and Local Administration Jobs (Including the Senior Category)	Supervisory and Leadership Jobs	10	2	12	9	10	19	10	2	12
Engineering Jobs	Engineering Jobs	5	2	7	7	5	12	7	6	13
Technical Jobs	Technical Jobs	15	16	31	10	18	28	17	14	31
Administrative and Financial Jobs	Administrative and Financial Jobs	11	17	28	11	12	23	11	14	25
Supportive Jobs (third category)	Support jobs	12	0	12	14	0	14	10	0	10
Total		53	37	90	51	45	96	55	36	91
Total Cost of Salaries		570355	398173	968528	531781	469219	1001000	639451	418549	1058000



Key Information of the Ministry / Department

No.	Description	2017	2018	2019	2020	2021
1	Number of projects benefiting from the Corporation's programs	93	182	191	90	90

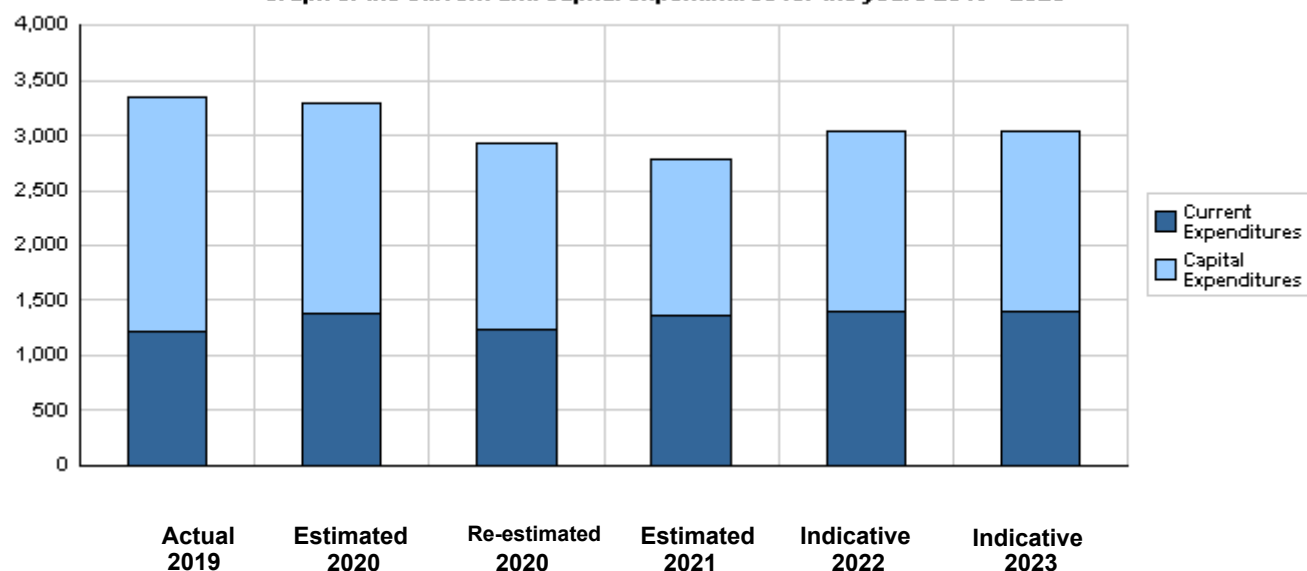
**Overall Summary of Expenditures for Chapter 1605- Jordan Enterprise Development Corporation
for the Years 2019 - 2023**

(In JDs)

Description		Actual 2019	Estimated 2020	Re-estimated 2020	Estimated 2021	Indicative 2022 2023	
Group	Current Expenditures						
2111	Salaries, Wages and Allowances	861,607	980,000	891,000	932,000	945,000	958,000
2121	Social Security Contributions	106,921	128,000	110,000	126,000	128,000	130,000
2211	Use of Goods and Services	220,337	238,000	223,000	279,000	296,000	292,000
2821	Other Current Expenditures	27,042	28,000	15,000	27,000	27,000	27,000
Total current expenditures		1,215,907	1,374,000	1,239,000	1,364,000	1,396,000	1,407,000
Capital Expenditures							
2211	Use of Goods and Services	2,123,927	1,911,500	1,694,000	1,416,000	1,644,000	1,624,000
3112	Devices, Machinery and Equipment	0	1,000	1,000	1,000	1,000	1,000
Total capital expenditures		2,123,927	1,912,500	1,695,000	1,417,000	1,645,000	1,625,000
Treasury		2,123,927	1,912,500	1,695,000	1,417,000	1,645,000	1,625,000
Total current and capital expenditures		3,339,834	3,286,500	2,934,000	2,781,000	3,041,000	3,032,000

(Thousands of JDs)

Graph of the current and capital expenditures for the years 2019 - 2023

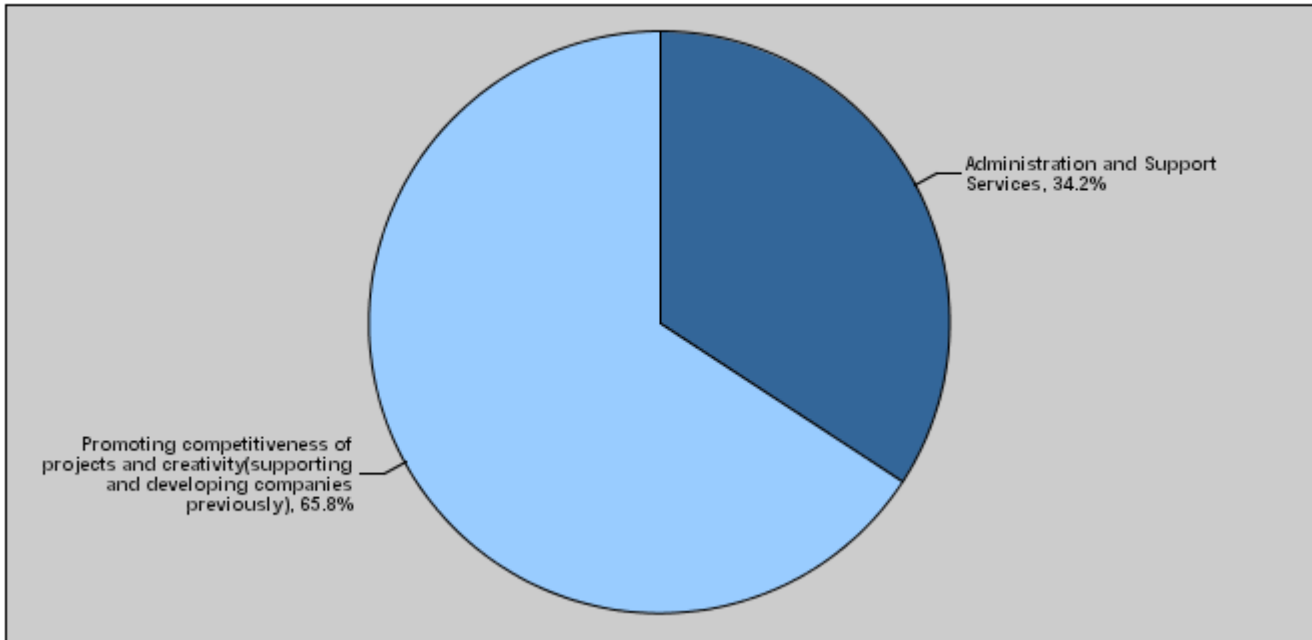


**Budget of Chapter 1605 - Jordan Enterprise Development Corporation
For the Year 2021 Distributed According to Program**

(In JDs)

Prog.	Description	Current Expenditures	Capital Expenditures	Total Expenditures
6481	Administration and Support Services	951,000	0	951,000
6483	Promoting competitiveness of projects and creativity(supporting and developing companies previously)	413,000	1,417,000	1,830,000
Total		1,364,000	1,417,000	2,781,000

Total Expenditures for the Year 2021 Distributed According to Programs



Estimated Allocations for Females distributed according to Programs for the Years 2019 - 2023

Program	2019	2020	2021	2022	2023
6481 Administration and Support Services	396000	392000	448000	449000	451000
6483 Promoting competitiveness of projects and creativity(supporting and developing companies previously)	1587000	958000	915000	930000	944000
Total	1983000	1350000	1363000	1379000	1395000

Budget Chapter 1605 - Jordan Enterprise Development Corporation Distributed According to the Program

6481	Administration and Support Services Program								
Objective of the program :									
This program aims at provide financial and administrative support to improve the institutional performance.									
The strategic objective related to the program :									
To reinforce and upgrade the institutional capacity of the Corporation									
Directorates associated with the program :									
Administrative Affairs Directorate Financial Affairs Directorate Horizontal Support and Policy- making Directorate									
Services provided by the program :									
- Financial allocations and human resources management. - Prepare operational plans and follow up their implementation and indicators measurement Computer services. -Management and maintenance of computer services and Corporation's software.									
Staff working in the program :									
The program is implemented through a functional staff in 2020 estimated with (49) staff, including (24) males and (25) females .									
Key Performance Indicators for Program									
Performance Measurement Indicator	Base Year	Value	Actual value	Target Value	Preliminary Self Evaluation	Target Value			
			2019	2020		2020	2021	2022	2023
1	Percentage of completion of legislative, regulatory and HR structures	2014	50%	75%	75%	75%	75%	80%	85%
2	Number of qualified employees in the decision making position	2014	6	110	10	10	11	12	15
Appropriations Of Administration and Support Services Program as Per Activities and Projects. (In JDs)									
Activities and Projects	Actual	Estimated	Re-estimated	Estimated	Indicative				
	2019	2020	2020	2021	2022	2023			
Current Expenditures	826,227	948,500	852,000	951,000	975,000	979,000			
601 Administrative and Support Services	826,227	948,500	852,000	951,000	975,000	979,000			
Capital Expenditures	0	0	0	0	0	0			
Program / Treasury	0	0	0	0	0	0			
Total Program	826,227	948,500	852,000	951,000	975,000	979,000			

Budget Chapter 1605 - Jordan Enterprise Development Corporation Distributed According to the Program

6483	Promoting competitiveness of projects and creativity(supporting and developing companies previously) Pro
-------------	---

Objective of the program :

This programs aim to promoting and developing competitiveness of small and medium enterprise through providing technical and financial support.

The strategic objective related to the program :

- To enhance the competitiveness of economic projects and to support them financially.
- To reinforce the culture of business pioneering and creativity in governorates

Directorates associated with the program :

- Governorates Development and Financial Support Tools Fund Directorate
- Industry Support Directorate
- Services Support Directorate
- Operations Support Services Directorate
- Start-ups Directorate
- External Offices Directorate
- Networking and Technological Development Opportunities Exploration Unit

Services provided by the program :

- Companies support service in the industrial sector for exportation.
- Companies support service in the services sector for exportation.
- The Governorates development Fund loan service.
- Growth acceleration service for existing companies.

Staff working in the program :

The program is implemented through a functional staff in 2020 estimated with (26) staff, including (14) males and (12) females .

Key Performance Indicators for Program

	Performance Measurement Indicator	Base Year	Value	Actual value	Target Value	Preliminary Self Evaluation	Target Value		
				2019	2020		2020	2021	2022
				1	Number of enterprises benefiting from the support and development programs	2014	360	191%	90
2	Number of entrepreneurial initiatives supported by JEDCO	2019	10	0	15	25	80	90	100

Appropriations Of Promoting competitiveness of projects and creativity(supporting and developing companies previously) Program as Per Activities and Projects. (In JDs)

Activities and Projects		Actual	Estimated	Re-estimated	Estimated	Indicative	
		2019	2020	2020	2021	2022	2023
Current Expenditures		389,680	425,500	387,000	413,000	421,000	428,000
601	Development of projects and business pioneering	389,680	425,500	387,000	413,000	421,000	428,000
Capital Expenditures		2,123,927	1,912,500	1,695,000	1,417,000	1,645,000	1,625,000
002	Companies' support and financing expenditures	8,585	59,000	50,000	48,000	48,000	48,000
003	Innovation centers network and technical and administrative capacities building programs	7,877	5,000	5,000	10,000	19,000	14,000
004	Support to Clothing Design and Training Services Center	75,000	75,000	75,000	55,000	65,000	65,000
010	Development of Jordanian exports	1,985,211	1,582,000	1,400,000	1,166,000	1,365,000	1,365,000
014	Small and Medium Enterprises Growth Project	26,374	150,000	125,000	98,000	108,000	108,000
016	Dissemination and empowerment of entrepreneurship culture in the Kingdom	0	15,000	15,000	15,000	15,000	15,000
018	International connections and virtual markets	20,880	26,500	25,000	25,000	25,000	10,000
Program / Treasury		2,123,927	1,912,500	1,695,000	1,417,000	1,645,000	1,625,000
Total Program		2,513,607	2,338,000	2,082,000	1,830,000	2,066,000	2,053,000

Chapter : 1605 Jordan Enterprise Development Corporation

(In JDs)

Current Activities Appropriations According to Program								
Prog.	Activites		Actual	Estimated	Re-estimated	Estimated	Indicative	Indicative
			2019	2020	2020	2021	2022	2023
6481	601	Administrative and Support Services	826227	948500	852000	951000	975000	979000
		Total of Program	826227	948500	852000	951000	975000	979000
6483	601	Development of projects and business pioneering	389680	425500	387000	413000	421000	428000
		Total of Program	389680	425500	387000	413000	421000	428000
		Total	1215907	1374000	1239000	1364000	1396000	1407000

Capital Projects Appropriations According to Program								
Prog.	Projects		Actual	Estimated	Re-estimated	Estimated	Indicative	Indicative
			2019	2020	2020	2021	2022	2023
6483	002	Companies' support and financing expenditures	8585	59000	50000	48000	48000	48000
	003	Innovation centers network and technical and administrative capacities building programs	7877	5000	5000	10000	19000	14000
	004	Support to Clothing Design and Training Services Center	75000	75000	75000	55000	65000	65000
	010	Development of Jordanian exports	1985211	1582000	1400000	1166000	1365000	1365000
	014	Small and Medium Enterprises Growth Project	26374	150000	125000	98000	108000	108000
	016	Dissemination and empowerment of entrepreneurship culture in the Kingdom	0	15000	15000	15000	15000	15000
	018	International connections and virtual markets	20880	26500	25000	25000	25000	10000
		Total of Program	2123927	1912500	1695000	1417000	1645000	1625000
		Total	2123927	1912500	1695000	1417000	1645000	1625000

Overall Summary of Current Expenditures for the Years 2019 - 2023

Chapter: 1605 Jordan Enterprise Development Corporation

(In JDs)

Group	Item	Description	Actual 2019	Estimated 2020	Re-estimated 2020	Estimated 2021	Indicative 2022	Indicative 2023
21		Compensations of Employees						
2111		Salaries, Wages and Allowances						
	102	Unclassified Employees	62019	71000	63000	66000	68000	70000
	103	Comprehensive Contract Employees	505887	558000	522000	530000	533000	537000
	105	Personal Cost of Living Allowance	49790	57000	51000	53000	55000	57000
	106	Family Cost of Living Allowance	9174	13000	10000	12000	14000	14000
	108	Technical Allowance	25242	0	0	0	0	0
	110	Overtime Allowance	896	2000	2000	2000	2000	2000
	111	Additional Allowance	115222	159000	132000	142000	144000	147000
	113	Transportation Allowance	3025	7000	6000	6000	6000	6000
	114	Transport Allowance	26403	29000	25000	29000	29000	29000
	116	Employees' Bonuses	49957	60000	60000	70000	70000	70000
	120	Contract Employees	13992	24000	20000	22000	24000	26000
Total			861607	980000	891000	932000	945000	958000
2121		Social Security Contributions						
	301	Social Security	106921	128000	110000	126000	128000	130000
Total			106921	128000	110000	126000	128000	130000
22		Use of Goods and Services						
2211		Use of Goods and Services						
	201	Rents	85000	85000	85000	85000	85000	85000
	202	Telecommunications Services	7000	7000	5000	7000	8000	8000
	203	Water	2153	4000	4000	5000	5000	5000
	204	Electricity	53666	50000	50000	72000	72000	72000
	205	Fuels	8382	12000	12000	16000	16000	16000
	206	Maintenance of Machines, furniture and accessories	11973	12000	12000	28000	30000	29000
	207	Maintenance of vehicles, equipment and accessories	2000	4000	3000	10000	12000	11000
	208	Repair and maintenance of buildings and accessories	935	5000	2000	3000	5000	5000
	209	Stationery, Publications and Office Supplies	5442	6000	5000	5000	10000	9000
	211	Cleaning services and supplies including cleaning contracts	23493	24000	24000	25000	25000	25000
	212	Insurance	2000	2000	2000	3000	3000	3000
	213	Official Travel Missions	300	2000	0	1000	2000	2000
	214	Goods and services expenses	17993	25000	19000	19000	23000	22000
Total			220337	238000	223000	279000	296000	292000
28		Other Expenditures						
2821		Other Current Expenditures						
	303	Scientific scholarships and training courses	1750	2000	2000	5000	5000	5000
	305	Non-Employees' Bonuses	25292	26000	13000	22000	22000	22000
Total			27042	28000	15000	27000	27000	27000
Total of Chapter			1215907	1374000	1239000	1364000	1396000	1407000

Program : 6481 - Administration and Support Services								
Activity : 601 - Administrative and Support Services								
Group	Item	Description	Actual 2019	Estimated 2020	Re-estimated 2020	Estimated 2021	Indicative 2022	Indicative 2023
21		Compensations of Employees						
2111		Salaries, Wages and Allowances						
	102	Unclassified Employees	35350	41000	34000	36000	37000	38000
	103	Comprehensive Contract Employees	287928	337000	306000	313000	315000	318000
	105	Personal Cost of Living Allowance	28380	32000	28000	29000	30000	31000
	106	Family Cost of Living Allowance	5229	7000	5000	6000	7000	7000
	108	Technical Allowance	14388	0	0	0	0	0
	110	Overtime Allowance	896	2000	2000	2000	2000	2000
	111	Additional Allowance	65677	90000	73000	79000	80000	82000
	113	Transportation Allowance	1724	4000	3000	3000	3000	3000
	114	Transport Allowance	15050	16500	13000	15000	15000	15000
	116	Employees' Bonuses	49957	60000	60000	70000	70000	70000
	120	Contract Employees	7978	14000	11000	12000	13000	14000
		Total	512557	603500	535000	565000	572000	580000
2121		Social Security Contributions						
	301	Social Security	66291	79000	79000	80000	80000	80000
		Total	66291	79000	79000	80000	80000	80000
22		Use of Goods and Services						
2211		Use of Goods and Services						
	201	Rents	85000	85000	85000	85000	85000	85000
	202	Telecommunications Services	7000	7000	5000	7000	8000	8000
	203	Water	2153	4000	4000	5000	5000	5000
	204	Electricity	53666	50000	50000	72000	72000	72000
	205	Fuels	8382	12000	12000	16000	16000	16000
		001 Heating	3000	4000	4000	8000	8000	8000
		002 Saloon vehicles	5382	8000	8000	8000	8000	8000
	206	Maintenance of Machines, furniture and accessories	11973	12000	12000	28000	30000	29000
	207	Maintenance of vehicles, equipment and accessories	2000	4000	3000	10000	12000	11000
	208	Repair and maintenance of buildings and accessories	935	5000	2000	3000	5000	5000
	209	Stationery, Publications and Office Supplies	5442	6000	5000	5000	10000	9000
	211	Cleaning services and supplies including cleaning contracts	23493	24000	24000	25000	25000	25000
	212	Insurance	2000	2000	2000	3000	3000	3000
	213	Official Travel Missions	300	2000	0	1000	2000	2000
	214	Goods and services expenses	17993	25000	19000	19000	23000	22000
		001 Events and hospitality	1993	3000	2000	3000	3000	3000
		008 Advertisements and subscriptions	11000	5000	3000	3000	3000	3000
		013 Services, security and guarding contracts	0	12000	11000	8000	12000	12000
		028 Professional services expenditures	5000	5000	3000	5000	5000	4000
		Total	220337	238000	223000	279000	296000	292000
28		Other Expenditures						
2821		Other Current Expenditures						
	303	Scientific scholarships and training courses	1750	2000	2000	5000	5000	5000
	305	Non-Employees' Bonuses	25292	26000	13000	22000	22000	22000
		Total	27042	28000	15000	27000	27000	27000
		Total of Activity	826227	948500	852000	951000	975000	979000
		Total of Program	826227	948500	852000	951000	975000	979000

Current Expenditures According to Program and Activities for the Years 2019 - 2023

Chapter : 1605 - Jordan Enterprise Development Corporation

(In JDs)

Program : 6483 - Promoting competitiveness of projects and creativity(supporting and developing companies p								
Activity : 601 - Development of projects and business pioneering								
Group	Item	Description	Actual 2019	Estimated 2020	Re-estimated 2020	Estimated 2021	Indicative 2022	Indicative 2023
21		Compensations of Employees						
2111		Salaries, Wages and Allowances						
	102	Unclassified Employees	26669	30000	29000	30000	31000	32000
	103	Comprehensive Contract Employees	217959	221000	216000	217000	218000	219000
	105	Personal Cost of Living Allowance	21410	25000	23000	24000	25000	26000
	106	Family Cost of Living Allowance	3945	6000	5000	6000	7000	7000
	108	Technical Allowance	10854	0	0	0	0	0
	111	Additional Allowance	49545	69000	59000	63000	64000	65000
	113	Transportation Allowance	1301	3000	3000	3000	3000	3000
	114	Transport Allowance	11353	12500	12000	14000	14000	14000
	120	Contract Employees	6014	10000	9000	10000	11000	12000
		Total	349050	376500	356000	367000	373000	378000
2121		Social Security Contributions						
	301	Social Security	40630	49000	31000	46000	48000	50000
		Total	40630	49000	31000	46000	48000	50000
		Total of Activity	389680	425500	387000	413000	421000	428000
		Total of Program	389680	425500	387000	413000	421000	428000
		Total of Chapter	1215907	1374000	1239000	1364000	1396000	1407000

Overall Summary of Capital Expenditures for the Years 2019 - 2023

Chapter : 1605 Jordan Enterprise Development Corporation

(In JDs)

Group	Item	Description	Actual 2019	Estimated 2020	Re-estimated 2020	Estimated 2021	Indicative 2022	Indicative 2023
		Expenditures						
22		Use of Goods and Services						
2211		Use of Goods and Services						
	510	Buildings and facilities repair and maintenance	0	2000	2000	2000	2000	2000
	512	Operating and Sustaining Expenditures	2123927	1909500	1692000	1414000	1642000	1622000
Total			2123927	1911500	1694000	1416000	1644000	1624000
		Fixed Assets						
31		Non-financial Assets						
3112		Devices, Machinery and Equipment						
	505	Equipment, Machines and Devices	0	1000	1000	1000	1000	1000
Total			0	1000	1000	1000	1000	1000
Total of Chapter			2123927	1912500	1695000	1417000	1645000	1625000

Capital Expenditures According to Program and Projects for the Years 2019 - 2023

Chapter : 1605 Jordan Enterprise Development Corporation

(In JDs)

Program		6483 Promoting competitiveness of projects and creativity(supporting and developing companies previously)						
Project		002 Companies' support and financing expenditures						
Fund Source		102001 Capital (Treasury)						
Group	item	Description	Actual 2019	Estimated 2020	Re-estimated 2020	Estimated 2021	Indicative 2022	Indicative 2023
22		Use of Goods and Services						
2211		Use of Goods and Services						
	510	Buildings and facilities repair and maintenance						
	008	Buildings and facilities maintenance	0	2000	2000	2000	2000	2000
		Total of Item	0	2000	2000	2000	2000	2000
	512	Operating and Sustaining Expenditures						
	006	Devices, tools and equipment maintenance	0	6000	6000	5000	5000	5000
	034	Support to existing and new initiatives	8585	50000	41000	40000	40000	40000
		Total of Item	8585	56000	47000	45000	45000	45000
31		Non-financial Assets						
3112		Devices, Machinery and Equipment						
	505	Equipment, Machines and Devices						
	001	Computers and accessories	0	1000	1000	1000	1000	1000
		Total of Item	0	1000	1000	1000	1000	1000
		Total of Project / Treasury	8585	59000	50000	48000	48000	48000
Project		003 Innovation centers network and technical and administrative capacities building programs						
Fund Source		102001 Capital (Treasury)						
Group	item	Description	Actual 2019	Estimated 2020	Re-estimated 2020	Estimated 2021	Indicative 2022	Indicative 2023
22		Use of Goods and Services						
2211		Use of Goods and Services						
	512	Operating and Sustaining Expenditures						
	034	Support to existing and new initiatives	7877	3000	3000	10000	19000	14000
	035	Technical and administrative support	0	2000	2000	0	0	0
		Total of Item	7877	5000	5000	10000	19000	14000
		Total of Project / Treasury	7877	5000	5000	10000	19000	14000
Project		004 Support to Clothing Design and Training Services Center						
Fund Source		102001 Capital (Treasury)						
Group	item	Description	Actual 2019	Estimated 2020	Re-estimated 2020	Estimated 2021	Indicative 2022	Indicative 2023
22		Use of Goods and Services						
2211		Use of Goods and Services						
	512	Operating and Sustaining Expenditures						
	034	Support to existing and new initiatives	75000	75000	75000	55000	65000	65000
		Total of Item	75000	75000	75000	55000	65000	65000
		Total of Project / Treasury	75000	75000	75000	55000	65000	65000
Project		010 Development of Jordanian exports						
Fund Source		102001 Capital (Treasury)						
Group	item	Description	Actual 2019	Estimated 2020	Re-estimated 2020	Estimated 2021	Indicative 2022	Indicative 2023
22		Use of Goods and Services						
2211		Use of Goods and Services						
	512	Operating and Sustaining Expenditures						
	015	Operating systems and software	13521	15000	15000	5000	5000	5000
	017	Promotion, advertising and awareness	18836	10000	10000	15000	15000	15000
	034	Support to existing and new initiatives	1952854	1557000	1375000	1146000	1345000	1345000
		Total of Item	1985211	1582000	1400000	1166000	1365000	1365000
		Total of Project / Treasury	1985211	1582000	1400000	1166000	1365000	1365000

Capital Expenditures According to Program and Projects for the Years 2019 - 2023

Chapter : 1605 Jordan Enterprise Development Corporation

(In JDs)

Program		6483 Promoting competitiveness of projects and creativity(supporting and developing companies previously)						
Project		014 Small and Medium Enterprises Growth Project						
Fund Source		102001 Capital (Treasury)						
Group	item	Description	Actual 2019	Estimated 2020	Re-estimated 2020	Estimated 2021	Indicative 2022	Indicative 2023
22		Use of Goods and Services						
2211		Use of Goods and Services						
	512	Operating and Sustaining Expenditures						
	015	Operating systems and software	0	5000	3000	5000	5000	5000
	017	Promotion, advertising and awareness	3334	3000	2000	10000	10000	10000
	034	Support to existing and new initiatives	23040	142000	120000	83000	93000	93000
		Total of Item	26374	150000	125000	98000	108000	108000
		Total of Project / Treasury	26374	150000	125000	98000	108000	108000
Project		016 Dissemination and empowerment of entrepreneurship culture in the Kingdom						
Fund Source		102001 Capital (Treasury)						
Group	item	Description	Actual 2019	Estimated 2020	Re-estimated 2020	Estimated 2021	Indicative 2022	Indicative 2023
22		Use of Goods and Services						
2211		Use of Goods and Services						
	512	Operating and Sustaining Expenditures						
	017	Promotion, advertising and awareness	0	3000	3000	3000	3000	3000
	034	Support to existing and new initiatives	0	12000	12000	12000	12000	12000
		Total of Item	0	15000	15000	15000	15000	15000
		Total of Project / Treasury	0	15000	15000	15000	15000	15000
Project		018 International connections and virtual markets						
Fund Source		102001 Capital (Treasury)						
Group	item	Description	Actual 2019	Estimated 2020	Re-estimated 2020	Estimated 2021	Indicative 2022	Indicative 2023
22		Use of Goods and Services						
2211		Use of Goods and Services						
	512	Operating and Sustaining Expenditures						
	017	Promotion, advertising and awareness	0	2500	2000	5000	5000	0
	034	Support to existing and new initiatives	20880	24000	23000	20000	20000	10000
		Total of Item	20880	26500	25000	25000	25000	10000
		Total of Project / Treasury	20880	26500	25000	25000	25000	10000
Total of Program			2123927	1912500	1695000	1417000	1645000	1625000
Total of Chapter			2123927	1912500	1695000	1417000	1645000	1625000