

Chapter : 1604 Jordan Standards and Metrology Organization

Creation: The Jordan Standards and Metrology Organization (JSMO) was established as a public Organization with financial and administrative autonomy in accordance with the Standards and Metrology Law of 1995 which was modified during the year 2015. Prior to that, the Organization had been one of the directorates in the Ministry of Industry and Trade from 1972 to 1994.

Vision : Entrepreneurship and Innovation in the fields of quality infrastructure.

Mission: Protecting the health, safety, consumer rights, and the environment, supporting the competitiveness of conformity assessment services and national products by supporting and implementing quality infrastructure activities such as metrology, standards, control, conformity assessment and accreditation in cooperation with stakeholders in line with the best international practices.

Legal Framework : Jordan Standards and Metrology Law for the year 2015 and amendments thereto

Tasks of the Ministry / Department:

- Issue, adopt, review and modify the standard specifications, technicals bases and measurement documents and monitor their implementation for all products and services excluding pharmaceutical products, human and veterinary medicines, serums and vaccines.
- Monitor the legal measurement tools.
- Calibrate, monitor and control the tools of measurement
- Monitor the quality of expensive minerals jewelries and precious stones as per decided standards and test and stamp jewelries
- Grant certificates of conformity with standard specifications including the Jordanian quality mark
- Accredite the calibration and testing labs and authorities which grant conformity certificates and inspection authorities as per the applied international practices
- Control over imported goods and make sure that their conformity with Jordanian technical specifications and rules, and verify that they are safe for use.
- Execute the market surveys processes for ensuring the conformity of the product with the technical rules and verifies that it is safe for use.

Ministry/Department Contribution to the Achievement of the National Objectives:

- Enhance the consumer protection mechanisms
- Promote the quality of Jordanian products in the global markets
- Develop the government services to meet the ambitions of Jordanian citizen
- Strengthen the transparency and accountability practices in public sector institutions.
- Develop and improve the trade facilitation measures
- Economic growth, business environment and enhancing the sustainability of investments.

Major Issues and Challenges which face the Ministry / Department:

- Existence of competitors that provide calibration services and grant certificates of conformity.
- Emergence of E-commerce by using the Internet and the personal phone, which leads to a reduction in volume of imports and directs citizens to buy ONLINE, which leads to the spread of low-quality and imitation goods, which leads to increase in complaints and pressure on inspection staff to follow up.
- The spread of fraud, deception and smuggling, leadings to the spread of low quality counterfeit products that may affect the health and safety of the consumer.
- Inability to destroy some of the violation products that are seized in the local markets, as their destruction affects the environment, which leads to their accumulation in the Organization's warehouses.
- Reversal of economic growth in various sectors, and a decrease in the demand of the Organization's services provided for economic activities, which leads to a decrease in the generated public revenues.
- Determine the financial ceilings allocated to the Organization before, without taking into account the nature of the Organization's work, its technical particular characteristics, and its role in protecting the health and safety of the citizen.

Major Issues and Challenges which face the Ministry / Department:

- Lack of human resources and cease processes of recruitment.
- Corona pandemic crisis and its direct impact on business continuity and tasks execution.

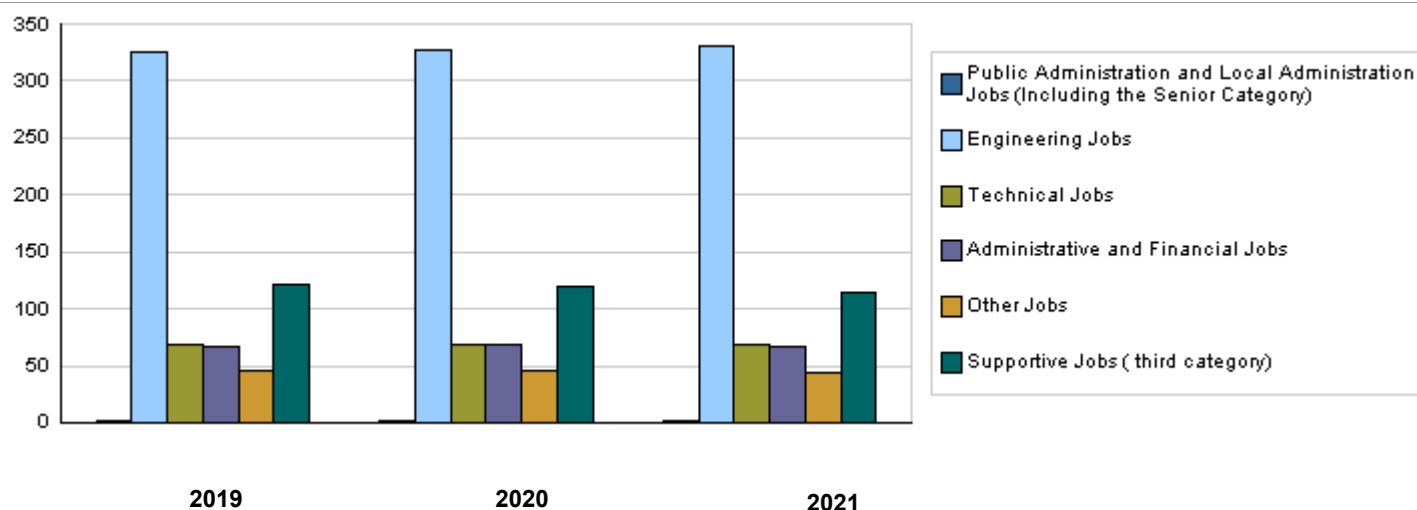
CHAPTER : 1604 Jordan Standards and Metrology Organization

Strategic Objectives and Performance Indicators of the Ministry / Department

Strategic Objective	Performance Indicator	Base year	Value	Actual Value	Target Value	Preliminary Self Evaluation	Target Value		
				2019	2020	2020	2021	2022	2023
1 - To enhance the quality infrastructure in line with best international practices and in cooperation with partners	1 Number of new services/ test that established in the areas of quality infrastructure	2019	4	4	4	3	5	6	7
	2 Percentage of plans implementation formulated to control the legal measurement tools	2019	%75	%75	%75	%64	%78	%81	%83
2 - To raise the added value of services provided by the organization and increase its reliability	1 Number of services and tests developed and improved (new test methods, introduction of new devices)	2019	0	0	1	1	1	1	1
	2 Number of business fields (services) for which the scope of accreditation or the field of international recognition had been expanded (such as halal certification, certification of organic product, international recognition of accreditation in the field of certification).	2019	0	0	1	1	2	2	3
3 - To raise the efficiency of institutional performance through the optimum use of the Organization's resources.	1 Percentage of implementing the principles of governance practices enhancement	2019	%74	%74	%75	%69	%80	%85	%87
	2 Percentage of decrease in operational expenditures	2019	%10	%10	%1	%25	%2	%3	%4
	3 Percentage of deviation between actual and estimated expenditure	2019	%10	%10	%9.5	%15	%9	%8	%7
4 - Disseminate the culture of excellence and innovation	1 Percentage of implementing the excellence dissemination plan	2019	-	-	%75	%70	%78	%81	%83
	2 Number of implemented creative ideas	2019	1	1	2	1	3	4	5

Number of Staff of the Ministry / Department

Group	Job	2019			2020			Preliminary 2021		
		Male	Female	Total	Male	Female	Total	Male	Female	Total
Public Administration and Local Administration Jobs (Including the Senior Category)	Supervisory and Leadership Jobs	1	1	2	1	1	2	1	1	2
Engineering Jobs	Engineering Jobs	245	80	325	242	86	328	247	83	330
Technical Jobs	Technical Jobs	43	26	69	40	28	68	42	27	69
Administrative and Financial Jobs	Administrative and Financial Jobs	36	31	67	35	33	68	36	31	67
Other Jobs	Other Jobs	42	4	46	42	4	46	40	4	44
Supportive Jobs (third category)	Vocational and Occupational Support Jobs	109	13	122	106	13	119	103	12	115
Total		476	155	631	466	165	631	469	158	627
Total Cost of Salaries		3714564	1209574	4924138	3713230	1314770	5028000	4066911	1370089	5437000



Key Information of the Ministry / Department

No.	Description
1	Introduction of solar certification and organic agriculture certification services
2	Establishing and operating labs for lighting units, water meters, electricity meters and heavy weight calibration lab in 2018.
3	Participation as a member of the implementation of the National Single Window of Trade project since 2016 until now.
4	Conclusion of the twinning project with the EU during 2018 and 2019.
5	Approval of the amending law of the Standards and Metrology Law in 2019.

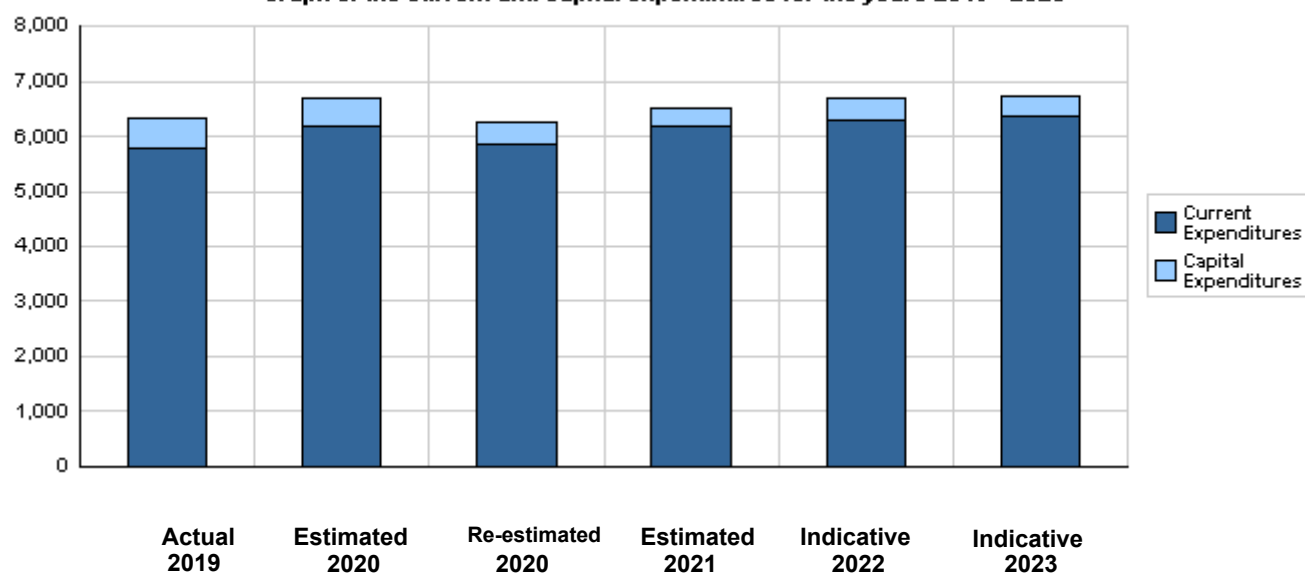
**Overall Summary of Expenditures for Chapter 1604- Jordan Standards and Metrology Organization
for the Years 2019 - 2023**

(In JDs)

Description		Actual 2019	Estimated 2020	Re-estimated 2020	Estimated 2021	Indicative 2022 2023		
Group	Current Expenditures							
2111	Salaries, Wages and Allowances	4,512,091	4,709,000	4,478,000	4,802,000	4,860,000	4,920,000	
2121	Social Security Contributions	412,047	577,000	550,000	635,000	645,000	654,000	
2211	Use of Goods and Services	729,931	752,000	676,000	608,000	669,000	664,000	
2821	Other Current Expenditures	114,978	150,000	139,000	135,000	135,000	135,000	
Total current expenditures		5,769,047	6,188,000	5,843,000	6,180,000	6,309,000	6,373,000	
		Capital Expenditures						
2111	Salaries, Wages and Allowances	30,000	24,000	24,000	0	0	0	
2211	Use of Goods and Services	12,661	180,000	140,000	142,000	188,000	158,000	
3111	Buildings and Constructions	250,000	0	0	0	0	0	
3112	Devices, Machinery and Equipment	233,239	283,500	256,000	182,000	177,000	182,000	
3113	Other Fixed Assets	19,750	0	0	0	0	0	
Total capital expenditures		545,650	487,500	420,000	324,000	365,000	340,000	
Treasury		545,650	487,500	420,000	324,000	365,000	340,000	
Total current and capital expenditures		6,314,697	6,675,500	6,263,000	6,504,000	6,674,000	6,713,000	

(Thousands of JDs)

Graph of the current and capital expenditures for the years 2019 - 2023

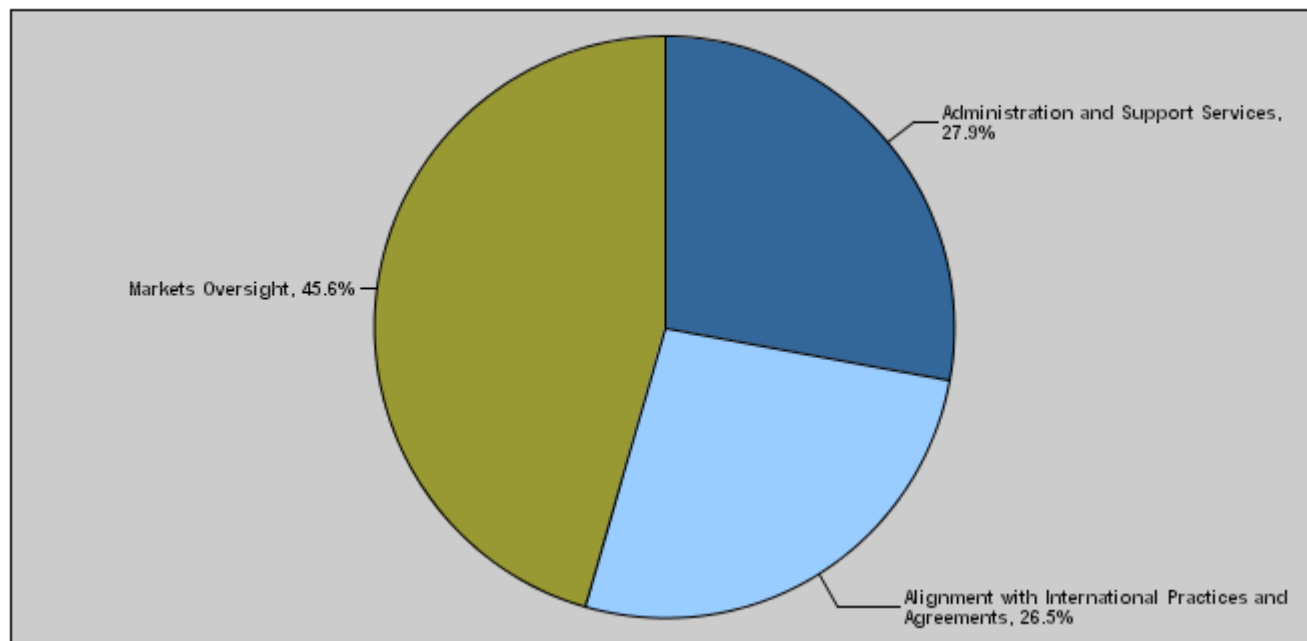


**Budget of Chapter 1604 - Jordan Standards and Metrology Organization
For the Year 2021 Distributed According to Program**

(In JDs)

Prog.	Description	Current Expenditures	Capital Expenditures	Total Expenditures
6381	Administration and Support Services	1,700,000	114,000	1,814,000
6382	Alignment with International Practices and Agreements	1,660,000	65,000	1,725,000
6383	Markets Oversight	2,820,000	145,000	2,965,000
	Total	6,180,000	324,000	6,504,000

Total Expenditures for the Year 2021 Distributed According to Programs



Estimated Allocations for Females distributed according to Programs for the Years 2019 - 2023

Program	2019	2020	2021	2022	2023
6381 Administration and Support Services	493200	535800	549100	554500	547200
6382 Alignment with International Practices and Agreements	791600	896300	923700	932200	941700
6383 Markets Oversight	711300	573900	612400	620300	625900
Total	1996100	2006000	2085200	2107000	2114800

Budget Chapter 1604 - Jordan Standards and Metrology Organization Distributed According to the Program

6381	Administration and Support Services Program
-------------	--

Objective of the program :

- Effective and efficient administration of financial resources.
- To develop and improve domestic work environment thus increasing employees efficiency.

The strategic objective related to the program :

- To raise the efficiency of institutional performance through the optimum use of the Organization's resources.
- Disseminate the culture of excellence and innovation

Directorates associated with the program :

- Financial & Administrative Affairs Directorate.
- HR Directorate
- Legal Affairs Unit.
- Integrated Quality Management Unit.
- Internal Control Unit.

Services provided by the program :

Provide the financial and administrative support for all the Corporation's programs, projects and activities.

Staff working in the program :

The program is implemented through a functional staff in 2020 estimated with (169) staff, including (121) males and (48) females .

Key Performance Indicators for Program

Performance Measurement Indicator		Base Year	Value	Actual value	Target Value	Preliminary Self Evaluation	Target Value		
				2019	2020		2020	2021	2022
1	Percentage of deviation between actual and estimated expenditures	2019	%10	%10	%9.5	%25	%9	%8	%7
2	Percentage of employees satisfaction	2019	%72	%72	%75	%75	%78	%81	%83

Appropriations Of Administration and Support Services Program as Per Activities and Projects.

(In JDs)

Activities and Projects		Actual	Estimated	Re-estimated	Estimated	Indicative	
		2019	2020	2020	2021	2022	2023
Current Expenditures		1,587,106	1,679,000	1,605,000	1,700,000	1,723,000	1,740,000
601	Administrative and Support Services	1,587,106	1,679,000	1,605,000	1,700,000	1,723,000	1,740,000
Capital Expenditures		101,634	210,000	180,000	114,000	150,000	125,000
003	Use of Solar Energy Project	100,000	60,000	60,000	0	0	0
004	Electronic connectivity of the Organization	1,634	150,000	120,000	114,000	150,000	125,000
Program / Treasury		101,634	210,000	180,000	114,000	150,000	125,000
Total Program		1,688,740	1,889,000	1,785,000	1,814,000	1,873,000	1,865,000

Budget Chapter 1604 - Jordan Standards and Metrology Organization Distributed According to the Program

6382	Alignment with International Practices and Agreements Program
------	---

Objective of the program :

- To align Jordanian standard specifications and technical rules with the international, regional and national specifications and meet the needs of service recipients requirements of those technical rules and specifications.
- Increase confidence in conformity certificates and Jordanian quality mark at all local, regional and international levels.
- Align work procedures of accreditation unit for ISO/IEC 17011 requirements and expand the unit work domain to cover accreditation of inspection entities and donars for systems conformity certificates.

The strategic objective related to the program :

To enhance the quality infrastructure in line with best international practices and in cooperation with partners

Directorates associated with the program :

- Standardization Directorate.
- Conformity Certificates Directorate.
- Accreditation Unit.
- Knowledge Management Directorate.
- Labs Unit.

Services provided by the program :

- Prepare or review Jordanian standard specification / technical base and provide technical consultations for service recipients.
- Issue conformity certificates for standard specifications, grant Jordanian quality mark, good agricultural practices certificate and Jordanian food Halal Certificate and verify accuracy of organic products certificate.
- Sell Jordanian and nonjordanian standard specifications.
- Test samples of food, fodder and chemicals to determine their conformity with standard specifications and concerned Jordanian technical rules and test and classify energy efficiency of electric bulbs.

Staff working in the program :

The program is implemented through a functional staff in 2020 estimated with (88) staff, including (41) males and (47) females .

Key Performance Indicators for Program

Performance Measurement Indicator		Base Year	Value	Actual value	Target Value	Preliminary Self Evaluation	Target Value		
				2019	2020		2020	2021	2022
1	Percentage of Jordanian standards and technical rules that have reached the stage of (final project)	2019	%76	%76	%80	%70	%81	%82	%85
2	Number of technical work procedures and instructions that have been reviewed and aligned with best practices	2019	2	2	3	5	5	7	8

Appropriations Of Alignment with International Practices and Agreements Program as Per Activities and Projects.

(In JDs)

Activities and Projects		Actual	Estimated	Re-estimated	Estimated	Indicative	
		2019	2020	2020	2021	2022	2023
Current Expenditures		1,415,068	1,664,000	1,571,000	1,660,000	1,700,000	1,718,000
601	Harmonizing quality systems with international practices	1,415,068	1,664,000	1,571,000	1,660,000	1,700,000	1,718,000
Capital Expenditures		57,271	134,000	100,000	65,000	65,000	65,000
001	Sustaining and developing the Organization's labs	57,271	134,000	100,000	65,000	65,000	65,000
Program / Treasury		57,271	134,000	100,000	65,000	65,000	65,000
Total Program		1,472,339	1,798,000	1,671,000	1,725,000	1,765,000	1,783,000

Budget Chapter 1604 - Jordan Standards and Metrology Organization Distributed According to the Program

6383	Markets Oversight Program
------	---------------------------

Objective of the program :

- To ensure conformity of imported and locally produced products on the market with the Jordanian technical rules.
- To ensure conformity of legal measurement tools and pre-filled packages with mandatory requirements.
- To ensure conformity of local and imported jewelry with technical standards and rules.

The strategic objective related to the program :

To raise the added value to services provided by the organization and increase its reliability

Directorates associated with the program :

- Inspection Directorate
- Standards Directorate
- Jewelry Directorate
- Border Control Directorate
- Northern Region Office
- Southern Region Branch
- Anti-Counterfeiting, Verification and Notification Unit

Services provided by the program :

- Control on electric lifts, and control on local markets products based on citizens complaints.
- Verify and calibrate the imported measurement tools and license maintenance and installation workshops.
- Periodic verification of taxi meters, fuel tank meters and the fuel metering system at the stations, checking pre-filled bottles.
- Examination of jewelry samples to verify their karat, marking gold, silver and platinum jewelry, examination of the gold and silver bars.
- Control over imported goods.
- Self-validation of authenticity and validity of conformity assessment documents and trademark validation.

Staff working in the program :

The program is implemented through a functional staff in 2020 estimated with (374) staff, including (304) males and (70) females .

Key Performance Indicators for Program

Performance Measurement Indicator	Base Year	Value	Actual value	Target Value	Preliminary Self Evaluation	Target Value		
			2019	2020		2020	2021	2022
1	2019	%100	%100	%100	%100	%100	%100	%100
2	2019	%100	%100	%90	%74.4	%92	%93	%94
3	2019	%31	%31	%60	%50	%62	%64	%66
4	2019	%86	%86	%85	%35	%87	%88	%88

Appropriations Of Markets Oversight Program as Per Activities and Projects.

(In JDs)

Activities and Projects	Actual	Estimated	Re-estimated	Estimated	Indicative	
	2019	2020	2020	2021	2022	2023
Current Expenditures	2,766,873	2,845,000	2,667,000	2,820,000	2,886,000	2,915,000
601 Enhance the quality of products in markets	2,766,873	2,845,000	2,667,000	2,820,000	2,886,000	2,915,000
Capital Expenditures	386,745	143,500	140,000	145,000	150,000	150,000
001 Markets Control Program Administration Project	116,995	65,000	65,000	65,000	70,000	70,000
004 Establishing and equipping metrology verification laboratories	19,750	78,500	75,000	80,000	80,000	80,000
008 Establish a building to test efficient lightening products	250,000	0	0	0	0	0
Program / Treasury	386,745	143,500	140,000	145,000	150,000	150,000
Total Program	3,153,618	2,988,500	2,807,000	2,965,000	3,036,000	3,065,000

Chapter : 1604 Jordan Standards and Metrology Organization

(In JDs)

Current Activities Appropriations According to Program								
Prog.	Activites		Actual	Estimated	Re-estimated	Estimated	Indicative	Indicative
			2019	2020	2020	2021	2022	2023
6383	601	Enhance the quality of products in markets	2766873	2845000	2667000	2820000	2886000	2915000
		Total of Program	2766873	2845000	2667000	2820000	2886000	2915000
6382	601	Harmonizing quality systems with international practices	1415068	1664000	1571000	1660000	1700000	1718000
		Total of Program	1415068	1664000	1571000	1660000	1700000	1718000
6381	601	Administrative and Support Services	1587106	1679000	1605000	1700000	1723000	1740000
		Total of Program	1587106	1679000	1605000	1700000	1723000	1740000
		Total	5769047	6188000	5843000	6180000	6309000	6373000

Capital Projects Appropriations According to Program								
Prog.	Projects		Actual	Estimated	Re-estimated	Estimated	Indicative	Indicative
			2019	2020	2020	2021	2022	2023
6383	001	Markets Control Program Administration Project	116995	65000	65000	65000	70000	70000
	004	Establishing and equipping metrology verification laboratories	19750	78500	75000	80000	80000	80000
	008	Establish a building to test efficient lightening products	250000	0	0	0	0	0
		Total of Program	386745	143500	140000	145000	150000	150000
6382	001	Sustaining and developing the Organization's labs	57271	134000	100000	65000	65000	65000
		Total of Program	57271	134000	100000	65000	65000	65000
6381	003	Use of Solar Energy Project	100000	60000	60000	0	0	0
	004	Electronic connectivity of the Organization	1634	150000	120000	114000	150000	125000
		Total of Program	101634	210000	180000	114000	150000	125000
		Total	545650	487500	420000	324000	365000	340000

Overall Summary of Current Expenditures for the Years 2019 - 2023

Chapter: 1604 Jordan Standards and Metrology Organization

(In JDs)

Group	Item	Description	Actual 2019	Estimated 2020	Re-estimated 2020	Estimated 2021	Indicative 2022	Indicative 2023
21		Compensations of Employees						
2111		Salaries, Wages and Allowances						
	101	Classified Employees	14687	15000	15000	16000	16000	16000
	102	Unclassified Employees	786321	725000	700000	715000	724000	729000
	103	Comprehensive Contract Employees	107250	151000	118000	125000	130000	134000
	105	Personal Cost of Living Allowance	813613	816000	780000	790000	796000	802000
	106	Family Cost of Living Allowance	66009	68000	62000	65000	67000	70000
	110	Overtime Allowance	0	100000	100000	100000	100000	100000
	111	Additional Allowance	1112716	1224000	1163000	1405000	1425000	1450000
	112	Other Allowances	144995	135000	125000	133000	137000	141000
	113	Transportation Allowance	112835	134000	120000	135000	137000	138000
	114	Transport Allowance	62586	90000	70000	80000	81000	82000
	116	Employees' Bonuses	898151	800000	800000	800000	800000	800000
	120	Contract Employees	392928	451000	425000	438000	447000	458000
Total			4512091	4709000	4478000	4802000	4860000	4920000
2121		Social Security Contributions						
	301	Social Security	412047	577000	550000	635000	645000	654000
Total			412047	577000	550000	635000	645000	654000
22		Use of Goods and Services						
2211		Use of Goods and Services						
	201	Rents	0	35000	20000	24000	24000	24000
	202	Telecommunications Services	20979	20000	16000	20000	20000	20000
	203	Water	11135	16000	16000	16000	16000	16000
	204	Electricity	136416	126000	126000	100000	107000	107000
	205	Fuels	100639	116000	116000	100000	108000	108000
	206	Maintenance of Machines, furniture and accessories	96676	82000	72000	80000	100000	100000
	207	Maintenance of vehicles, equipment and accessories	39646	32000	29000	25000	30000	30000
	208	Repair and maintenance of buildings and accessories	3525	6000	5000	5000	5000	5000
	209	Stationery, Publications and Office Supplies	34692	27000	22000	22000	22000	22000
	210	Substances and raw materials (medicines, clothes, food, films, etc..)	32986	39000	39000	37000	37000	37000
	211	Cleaning services and supplies including cleaning contracts	65275	101000	101000	95000	100000	100000
	212	Insurance	20238	22000	16000	20000	20000	20000
	213	Official Travel Missions	46655	40000	25000	10000	20000	20000
	214	Goods and services expenses	121069	90000	73000	54000	60000	55000
Total			729931	752000	676000	608000	669000	664000
28		Other Expenditures						
2821		Other Current Expenditures						
	302	Contributions	79348	108000	100000	100000	100000	100000
	303	Scientific scholarships and training courses	8821	17000	14000	15000	15000	15000
	305	Non-Employees' Bonuses	26809	25000	25000	20000	20000	20000
Total			114978	150000	139000	135000	135000	135000
Total of Chapter			5769047	6188000	5843000	6180000	6309000	6373000

Current Expenditures According to Program and Activities for the Years 2019 - 2023

Chapter : 1604 - Jordan Standards and Metrology Organization

(In JDs)

Program : 6381 - Administration and Support Services								
Activity : 601 - Administrative and Support Services								
Group	Item	Description	Actual 2019	Estimated 2020	Re-estimated 2020	Estimated 2021	Indicative 2022	Indicative 2023
21		Compensations of Employees						
2111		Salaries, Wages and Allowances						
	101	Classified Employees	9235	15000	15000	16000	16000	16000
	102	Unclassified Employees	295544	256000	256000	262000	266000	268000
	103	Comprehensive Contract Employees	57132	18000	18000	20000	21000	22000
	105	Personal Cost of Living Allowance	256060	248000	230000	230000	233000	235000
	106	Family Cost of Living Allowance	21767	21600	20000	21000	22000	23000
	110	Overtime Allowance	0	15000	15000	15000	15000	15000
	111	Additional Allowance	194374	226000	210000	257000	260000	265000
	112	Other Allowances	37959	39000	36000	40000	41000	42000
	113	Transportation Allowance	29762	33000	30000	35000	36000	36000
	114	Transport Allowance	23177	29000	25000	29000	29000	29000
	116	Employees' Bonuses	287720	300000	300000	300000	300000	300000
	120	Contract Employees	97362	113000	105000	110000	112000	115000
		Total	1310092	1313600	1260000	1335000	1351000	1366000
2121		Social Security Contributions						
	301	Social Security	111387	154400	150000	175000	178000	180000
		Total	111387	154400	150000	175000	178000	180000
22		Use of Goods and Services						
2211		Use of Goods and Services						
	202	Telecommunications Services	6607	9000	7000	9000	9000	9000
	203	Water	4423	7000	7000	7000	7000	7000
	204	Electricity	41143	45000	45000	40000	40000	40000
	205	Fuels	18073	27000	27000	31000	31000	31000
	001	Heating	12231	20000	20000	20000	20000	20000
	002	Saloon vehicles	5842	7000	7000	11000	11000	11000
	206	Maintenance of Machines, furniture and accessories	10180	12000	12000	12000	12000	12000
	207	Maintenance of vehicles, equipment and accessories	1532	4000	4000	4000	4000	4000
	208	Repair and maintenance of buildings and accessories	857	2000	2000	2000	2000	2000
	209	Stationery, Publications and Office Supplies	14520	14000	9000	9000	9000	9000
	210	Substances and raw materials (medicines, clothes, food, films, etc..)	4093	5000	5000	3000	3000	3000
	211	Cleaning services and supplies including cleaning contracts	22551	33000	33000	34000	34000	34000
	212	Insurance	3782	4000	3000	3000	3000	3000
	213	Official Travel Missions	10695	17000	9000	4000	8000	8000
	214	Goods and services expenses	10235	15000	15000	15000	15000	15000
	001	Events and hospitality	5115	5000	5000	5000	5000	5000
	008	Advertisements and subscriptions	2799	3000	3000	3000	3000	3000
	028	Professional services expenditures	1751	5000	5000	5000	5000	5000
	081	Stamps, fines and violations	226	1000	1000	1000	1000	1000
	083	Banking expenses	344	1000	1000	1000	1000	1000
		Total	148691	194000	178000	173000	177000	177000
28		Other Expenditures						
2821		Other Current Expenditures						
	302	Contributions	9067	4000	4000	5000	5000	5000
	028	End of Service Compensation	9067	4000	4000	5000	5000	5000
	303	Scientific scholarships and training courses	4269	6000	6000	5000	5000	5000
	305	Non-Employees' Bonuses	3600	7000	7000	7000	7000	7000
		Total	16936	17000	17000	17000	17000	17000
		Total of Activity	1587106	1679000	1605000	1700000	1723000	1740000
		Total of Program	1587106	1679000	1605000	1700000	1723000	1740000

Program : 6382 - Alignment with International Practices and Agreements								
Activity : 601 - Harmonizing quality systems with international practices								
Group	Item	Description	Actual 2019	Estimated 2020	Re-estimated 2020	Estimated 2021	Indicative 2022	Indicative 2023
21		Compensations of Employees						
2111		Salaries, Wages and Allowances						
	102	Unclassified Employees	172496	167000	167000	170000	173000	175000
	103	Comprehensive Contract Employees	50118	133000	100000	85000	88000	90000
	105	Personal Cost of Living Allowance	170510	170000	165000	170000	171000	172000
	106	Family Cost of Living Allowance	7968	7900	7000	8000	8000	9000
	110	Overtime Allowance	0	30000	30000	30000	30000	30000
	111	Additional Allowance	342934	366000	350000	428000	430000	435000
	112	Other Allowances	8172	9000	9000	10000	11000	12000
	113	Transportation Allowance	33215	43000	35000	40000	40000	41000
	114	Transport Allowance	9946	19000	15000	18000	19000	19000
	116	Employees' Bonuses	191234	195000	195000	195000	195000	195000
	120	Contract Employees	82952	102000	95000	98000	100000	103000
		Total	1069545	1241900	1168000	1252000	1265000	1281000
2121		Social Security Contributions						
	301	Social Security	107817	156100	150000	180000	183000	185000
		Total	107817	156100	150000	180000	183000	185000
22		Use of Goods and Services						
2211		Use of Goods and Services						
	202	Telecommunications Services	3706	3000	2000	3000	3000	3000
	203	Water	2377	4000	4000	4000	4000	4000
	204	Electricity	25714	19000	19000	10000	17000	17000
	205	Fuels	11008	20000	20000	12000	12000	12000
		001 Heating	7644	18000	18000	9000	9000	9000
		002 Saloon vehicles	3364	2000	2000	3000	3000	3000
	206	Maintenance of Machines, furniture and accessories	57347	53000	43000	48000	58000	58000
	207	Maintenance of vehicles, equipment and accessories	142	2000	2000	2000	2000	2000
	208	Repair and maintenance of buildings and accessories	992	2000	1000	1000	1000	1000
	209	Stationery, Publications and Office Supplies	8243	7000	7000	7000	7000	7000
	210	Substances and raw materials (medicines, clothes, food, films, etc.)	19454	22000	22000	24000	24000	24000
		026 Supplies for laboratories	19454	22000	22000	24000	24000	24000
	211	Cleaning services and supplies including cleaning contracts	17802	33000	33000	28000	33000	33000
	212	Insurance	622	3000	3000	5000	5000	5000
	213	Official Travel Missions	10436	6000	5000	2000	4000	4000
	214	Goods and services expenses	3605	6000	6000	5000	5000	5000
		001 Events and hospitality	2941	4000	4000	2000	2000	2000
		008 Advertisements and subscriptions	0	2000	2000	1000	1000	1000
		081 Stamps, fines and violations	0	0	0	1000	1000	1000
		083 Banking expenses	664	0	0	1000	1000	1000
		Total	161448	180000	167000	151000	175000	175000
28		Other Expenditures						
2821		Other Current Expenditures						
	302	Contributions	48877	69000	69000	65000	65000	65000
		000 Contributions	48451	65000	65000	60000	60000	60000
		028 End of Service Compensation	426	4000	4000	5000	5000	5000
	303	Scientific scholarships and training courses	4192	5000	5000	5000	5000	5000
	305	Non-Employees' Bonuses	23189	12000	12000	7000	7000	7000
		Total	76258	86000	86000	77000	77000	77000
		Total of Activity	1415068	1664000	1571000	1660000	1700000	1718000
		Total of Program	1415068	1664000	1571000	1660000	1700000	1718000

Program : 6383 - Markets Oversight								
Activity : 601 - Enhance the quality of products in markets								
Group	Item	Description	Actual 2019	Estimated 2020	Re-estimated 2020	Estimated 2021	Indicative 2022	Indicative 2023
21		Compensations of Employees						
2111		Salaries, Wages and Allowances						
	101	Classified Employees	5452	0	0	0	0	0
	102	Unclassified Employees	318281	302000	277000	283000	285000	286000
	103	Comprehensive Contract Employees	0	0	0	20000	21000	22000
	105	Personal Cost of Living Allowance	387043	398000	385000	390000	392000	395000
	106	Family Cost of Living Allowance	36274	38500	35000	36000	37000	38000
	110	Overtime Allowance	0	55000	55000	55000	55000	55000
	111	Additional Allowance	575408	632000	603000	720000	735000	750000
	112	Other Allowances	98864	87000	80000	83000	85000	87000
	113	Transportation Allowance	49858	58000	55000	60000	61000	61000
	114	Transport Allowance	29463	42000	30000	33000	33000	34000
	116	Employees' Bonuses	419197	305000	305000	305000	305000	305000
	120	Contract Employees	212614	236000	225000	230000	235000	240000
		Total	2132454	2153500	2050000	2215000	2244000	2273000
2121		Social Security Contributions						
	301	Social Security	192843	266500	250000	280000	284000	289000
		Total	192843	266500	250000	280000	284000	289000
22		Use of Goods and Services						
2211		Use of Goods and Services						
	201	Rents	0	35000	20000	24000	24000	24000
	202	Telecommunications Services	10666	8000	7000	8000	8000	8000
	203	Water	4335	5000	5000	5000	5000	5000
	204	Electricity	69559	62000	62000	50000	50000	50000
	205	Fuels	71558	69000	69000	57000	65000	65000
	001	Heating	9173	20000	20000	15000	20000	20000
	002	Saloon vehicles	46091	33000	33000	27000	30000	30000
	003	Transport vehicles and heavy equipment	16294	16000	16000	15000	15000	15000
	206	Maintenance of Machines, furniture and accessories	29149	17000	17000	20000	30000	30000
	207	Maintenance of vehicles, equipment and accessories	37972	26000	23000	19000	24000	24000
	208	Repair and maintenance of buildings and accessories	1676	2000	2000	2000	2000	2000
	209	Stationery, Publications and Office Supplies	11929	6000	6000	6000	6000	6000
	210	Substances and raw materials (medicines, clothes, food, films, etc..)	9439	12000	12000	10000	10000	10000
	026	Supplies for laboratories	9439	12000	12000	10000	10000	10000
	211	Cleaning services and supplies including cleaning contracts	24922	35000	35000	33000	33000	33000
	212	Insurance	15834	15000	10000	12000	12000	12000
	213	Official Travel Missions	25524	17000	11000	4000	8000	8000
	214	Goods and services expenses	107229	69000	52000	34000	40000	35000
	001	Events and hospitality	1314	3000	3000	3000	3000	3000
	008	Advertisements and subscriptions	58	1000	1000	1000	1000	1000
	015	Transport and shipment wages	3204	20000	20000	10000	20000	20000
	058	Judicial compensations	102653	45000	28000	20000	16000	11000
		Total	419792	378000	331000	284000	317000	312000
28		Other Expenditures						
2821		Other Current Expenditures						
	302	Contributions	21404	35000	27000	30000	30000	30000
	000	Contributions	21294	30000	24000	25000	25000	25000
	028	End of Service Compensation	110	5000	3000	5000	5000	5000
	303	Scientific scholarships and training courses	360	6000	3000	5000	5000	5000
	305	Non-Employees' Bonuses	20	6000	6000	6000	6000	6000
		Total	21784	47000	36000	41000	41000	41000
		Total of Activity	2766873	2845000	2667000	2820000	2886000	2915000
		Total of Program	2766873	2845000	2667000	2820000	2886000	2915000
		Total of Chapter	5769047	6188000	5843000	6180000	6309000	6373000

Overall Summary of Capital Expenditures for the Years 2019 - 2023

Chapter : 1604 Jordan Standards and Metrology Organization

(In JDs)

Group	Item	Description	Actual 2019	Estimated 2020	Re-estimated 2020	Estimated 2021	Indicative 2022	Indicative 2023
		Expenditures						
21		Compensations of Employees						
2111		Salaries, Wages and Allowances						
	501	Salaries	30000	24000	24000	0	0	0
Total			30000	24000	24000	0	0	0
22		Use of Goods and Services						
2211		Use of Goods and Services						
	510	Buildings and facilities repair and maintenance	11027	40000	30000	0	20000	20000
	512	Operating and Sustaining Expenditures	1634	140000	110000	142000	168000	138000
Total			12661	180000	140000	142000	188000	158000
		Fixed Assets						
31		Non-financial Assets						
3111		Buildings and Constructions						
	508	Works and Constructions	250000	0	0	0	0	0
Total			250000	0	0	0	0	0
3112		Devices, Machinery and Equipment						
	505	Equipment, Machines and Devices	233239	283500	256000	182000	177000	182000
Total			233239	283500	256000	182000	177000	182000
3113		Other Fixed Assets						
	511	Equipping and furnishing	19750	0	0	0	0	0
Total			19750	0	0	0	0	0
Total of Chapter			545650	487500	420000	324000	365000	340000

Capital Expenditures According to Program and Projects for the Years 2019 - 2023

Chapter : 1604 Jordan Standards and Metrology Organization

(In JDs)

Program 6381 Administration and Support Services								
Project 003 Use of Solar Energy Project								
Fund Source 102001 Capital (Treasury)								
Group	item	Description	Actual 2019	Estimated 2020	Re-estimated 2020	Estimated 2021	Indicative 2022	Indicative 2023
31		Non-financial Assets						
3112		Devices, Machinery and Equipment						
	505	Equipment, Machines and Devices						
	068	Solar cells generating the electric energy	100000	60000	60000	0	0	0
		Total of Item	100000	60000	60000	0	0	0
		Total of Project / Treasury	100000	60000	60000	0	0	0
Project 004 Electronic connectivity of the Organization								
Fund Source 102001 Capital (Treasury)								
Group	item	Description	Actual 2019	Estimated 2020	Re-estimated 2020	Estimated 2021	Indicative 2022	Indicative 2023
22		Use of Goods and Services						
2211		Use of Goods and Services						
	512	Operating and Sustaining Expenditures						
	016	Software licenses	0	0	0	74000	90000	60000
	018	Computer networks maintenance	1634	140000	110000	40000	50000	50000
		Total of Item	1634	140000	110000	114000	140000	110000
31		Non-financial Assets						
3112		Devices, Machinery and Equipment						
	505	Equipment, Machines and Devices						
	001	Computers and accessories	0	10000	10000	0	10000	15000
		Total of Item	0	10000	10000	0	10000	15000
		Total of Project / Treasury	1634	150000	120000	114000	150000	125000
		Total of Program	101634	210000	180000	114000	150000	125000

Capital Expenditures According to Program and Projects for the Years 2019 - 2023

Chapter : 1604 Jordan Standards and Metrology Organization

(In JDs)

Program		6382 Alignment with International Practices and Agreements						
Project		001 Sustaining and developing the Organization's labs						
Fund Source		102001 Capital (Treasury)						
Group	item	Description	Actual 2019	Estimated 2020	Re-estimated 2020	Estimated 2021	Indicative 2022	Indicative 2023
21		Compensations of Employees						
2111		Salaries, Wages and Allowances						
	501	Salaries						
	001	Salaries	30000	24000	24000	0	0	0
		Total of Item	30000	24000	24000	0	0	0
22		Use of Goods and Services						
2211		Use of Goods and Services						
	510	Buildings and facilities repair and maintenance						
	008	Buildings and facilities maintenance	11027	40000	30000	0	20000	20000
		Total of Item	11027	40000	30000	0	20000	20000
	512	Operating and Sustaining Expenditures						
	013	Services contracts	0	0	0	28000	28000	28000
		Total of Item	0	0	0	28000	28000	28000
31		Non-financial Assets						
3112		Devices, Machinery and Equipment						
	505	Equipment, Machines and Devices						
	001	Computers and accessories	2036	5000	5000	2000	2000	2000
	009	Laboratories and Measurement Devices	14208	65000	41000	35000	15000	15000
		Total of Item	16244	70000	46000	37000	17000	17000
		Total of Project / Treasury	57271	134000	100000	65000	65000	65000
		Total of Program	57271	134000	100000	65000	65000	65000

Capital Expenditures According to Program and Projects for the Years 2019 - 2023

Chapter : 1604 Jordan Standards and Metrology Organization

(In JDs)

Program 6383 Markets Oversight								
Project 001 Markets Control Program Administration Project								
Fund Source 102001 Capital (Treasury)								
Group	item	Description	Actual 2019	Estimated 2020	Re-estimated 2020	Estimated 2021	Indicative 2022	Indicative 2023
31		Non-financial Assets						
3112		Devices, Machinery and Equipment						
	505	Equipment, Machines and Devices						
	001	Computers and accessories	8847	0	0	3000	5000	5000
	009	Laboratories and Measurement Devices	108148	65000	65000	62000	65000	65000
		Total of Item	116995	65000	65000	65000	70000	70000
		Total of Project / Treasury	116995	65000	65000	65000	70000	70000
Project 004 Establishing and equipping metrology verification laboratories								
Fund Source 102001 Capital (Treasury)								
Group	item	Description	Actual 2019	Estimated 2020	Re-estimated 2020	Estimated 2021	Indicative 2022	Indicative 2023
31		Non-financial Assets						
3112		Devices, Machinery and Equipment						
	505	Equipment, Machines and Devices						
	001	Computers and accessories	0	10000	10000	0	5000	5000
	009	Laboratories and Measurement Devices	0	68500	65000	80000	75000	75000
		Total of Item	0	78500	75000	80000	80000	80000
3113		Other Fixed Assets						
	511	Equipping and furnishing						
	005	Laboratories furnishings	19750	0	0	0	0	0
		Total of Item	19750	0	0	0	0	0
		Total of Project / Treasury	19750	78500	75000	80000	80000	80000
Project 008 Establish a building to test efficient lightening products								
Fund Source 102001 Capital (Treasury)								
Group	item	Description	Actual 2019	Estimated 2020	Re-estimated 2020	Estimated 2021	Indicative 2022	Indicative 2023
31		Non-financial Assets						
3111		Buildings and Constructions						
	508	Works and Constructions						
	040	Constructions	250000	0	0	0	0	0
		Total of Item	250000	0	0	0	0	0
		Total of Project / Treasury	250000	0	0	0	0	0
Total of Program			386745	143500	140000	145000	150000	150000
Total of Chapter			545650	487500	420000	324000	365000	340000